


Line Card Assembling Guide

BP20

24 port BNC to RJ45 E1 Balun Rack



CTC Union Technologies Co., Ltd.

Far Eastern Vienna Technology Center
(Neihu Technology Park)
8F, No. 60, Zhouzi St. Neihu, Taipei 114,
Taiwan

T +886-2-26591021
F +886-2-26590237
E sales@ctcu.com




CTC Union Technologies Co., LTD.

All trademarks are the property of their respective owners.

Technical information in this document is subject to change without notice.

BP20 Line Card Assembling Guide

Step1. Assembling Parts : Line card x 1 ; Screw x 2



Step2. Remove Back Panel :


1



2



3




Step3. Assembling the Line card :

Notice : Please check the direction showed by red circle before assembling the line card.


1



2



4




3



Step4. Assembling the back panel :

Notice : Please check the direction showed by red circle before assembling back panel.

1



2

