

ConnectorMax Analysis Software

DELIVERING FAST PASS/FAIL ASSESSMENT OF CONNECTOR ENDFACES



ConnectorMax delivers clear-cut pass/fail verdicts, eliminating guesswork in the field and helping you save time and money

KEY FEATURES

Automatic pass/fail analysis in the portable FTB-1, FTB-200 and FTB-500 platforms

Lightning-fast: results in 4 seconds through simple one-touch operation

Full test reports for future referencing

Compatible with EXFO's FIP-400 series probes

APPLICATIONS

Connector inspection and certification

Network troubleshooting

IEC/IPC-compliant network acceptance testing

COMPLEMENTARY PRODUCTS




Fiber Inspector Probe
FIP-400



Platform
FTB-1



Compact Platform
FTB-200



Platform
FTB-500



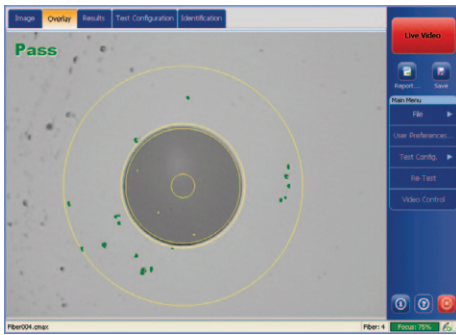
Assessing
Next-Gen Networks

OUT WITH GUESSWORK, IN WITH TIME AND MONEY SAVINGS

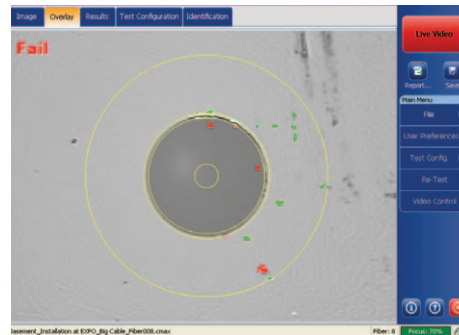
Delivering fast pass/fail assessment of connector endfaces, EXFO's ConnectorMax Analysis Software is designed to save both time and money in the field. The industry's first platform-based, automated inspection application, ConnectorMax eliminates guesswork, instead providing clear-cut connector endface analysis.

ConnectorMax enables field technicians to analyze defects and scratches and measure their impact on connector performance. Results are then compared against pre-programmed IEC/IPC standards or user-defined criteria, leading to accurate pass/fail verdicts established right on-site.

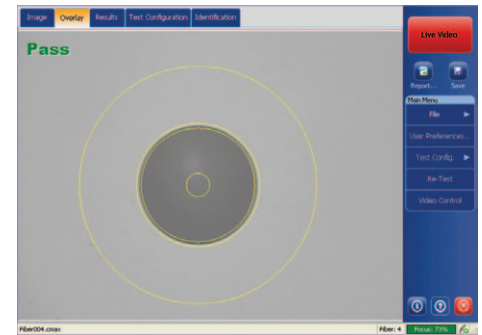
ConnectorMax therefore helps avoid two time- and money-consuming situations: undetected connector defects that force technicians to later return to the site, and unnecessary replacement of connectors whose slight defects are not enough to get a "fail" verdict.



Imperfect connector still meeting acceptance criteria.



Defective connector failing acceptance criteria.



Connector free of any defect.

KEY FEATURES	BENEFITS
Housed in the FTB-1, FTB-200 and FTB-500 platforms	All-in-one test solution: processing and reporting done on-site—no need for a PC
Quick and easy image capture	Full test reports combining statistical and visual data, for future referencing
Clear pass/fail results through simple one-button operation	No guesswork and connector-assessment errors
Test procedures that comply with IEC 61300-3-35 and IPC 8497-1 standards	Consistent, repeatable results

Additional features

Autosave and Re-Test feature for multiple-pass cleaning procedures

Autonaming

Automatic report documentation in multiple formats

Document Your Work

ConnectorMax Analysis Software comes with extensive reporting capabilities enabling you to automatically generate full reports in various formats, including the single-file .mhtml format—right on-site.



ORDERING INFORMATION

FPSA

Fiber inspection probe analysis software for portable platform.

FPSA-PC

Fiber inspection probe analysis software for PC or laptop.

System Requirements (PC version)

To be able to install and run ConnectorMax on your computer, you must meet the minimum requirements below:

System Element	Minimum Requirements (Windows Vista 32 bits)	Minimum Requirements (Windows Vista 64 bits)	Minimum Requirements (Windows 7)
Processor	Pentium (800 MHz or higher recommended)	Pentium (1.6 GHz or higher recommended)	Pentium (1.6 GHz or higher recommended)
RAM	256 MB (512 MB recommended)	256 MB (1 GB recommended)	512 MB (2 GB recommended)
Disk space	400 MB		
Monitor	EXFO recommends a minimum screen resolution of 800 X 600 and a color quality value of at least 16 bits.		
Other requirements	.NET Framework 2.0 SP1 DirectX 9.0 (Windows Vista 64 bits and Windows 7)		

EXFO Corporate Headquarters > 400 Godin Avenue, Quebec City (Quebec) G1M 2K2 CANADA | Tel.: +1 418 683-0211 | Fax: +1 418 683-2170 | info@EXFO.com

Toll-free: +1 800 663-3936 (USA and Canada) | www.EXFO.com

EXFO America	3701 Plano Parkway, Suite 160 Plano, TX 75075 USA	Tel.: +1 800 663-3936	Fax: +1 972 836-0164
EXFO Asia	151 Chin Swee Road, #03-29 Manhattan House SINGAPORE 169876	Tel.: +65 6333 8241	Fax: +65 6333 8242
EXFO China	36 North, 3 rd Ring Road East, Dongcheng District Room 1207, Tower C, Global Trade Center Beijing 100013 P. R. CHINA	Tel.: + 86 10 5825 7755	Fax: +86 10 5825 7722
EXFO Europe	Omega Enterprise Park, Electron Way Chandlers Ford, Hampshire S053 4SE ENGLAND	Tel.: +44 2380 246810	Fax: +44 2380 246801
EXFO NetHawk	Elektronikkatie 2 FI-90590 Oulu, FINLAND	Tel.: +358 (0)403 010 300	Fax: +358 (0)8 564 5203
EXFO Service Assurance	270 Billerica Road Chelmsford, MA 01824 USA	Tel.: +1 978 367-5600	Fax: +1 978 367-5700

EXFO is certified ISO 9001 and attests to the quality of these products. This device complies with Part 15 of the FCC Rules. Operation is subject to the following two conditions: (1) this device may not cause harmful interference, and (2) this device must accept any interference received, including interference that may cause undesired operation. EXFO has made every effort to ensure that the information contained in this specification sheet is accurate. However, we accept no responsibility for any errors or omissions, and we reserve the right to modify design, characteristics and products at any time without obligation. Units of measurement in this document conform to SI standards and practices. In addition, all of EXFO's manufactured products are compliant with the European Union's WEEE directive. For more information, please visit www.EXFO.com/recycle. Contact EXFO for prices and availability or to obtain the phone number of your local EXFO distributor.

For the most recent version of this spec sheet, please go to the EXFO website at www.EXFO.com/specs.

In case of discrepancy, the Web version takes precedence over any printed literature.