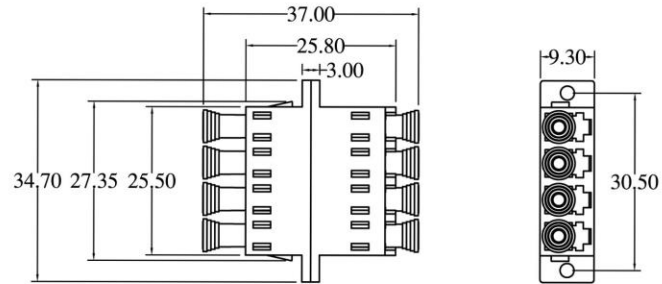
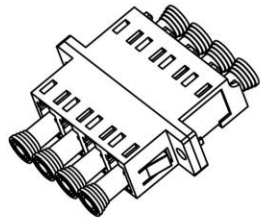
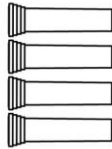


Tolerance			
Length	Super	High	Comm
<3	0.05	0.1	--
370 < 6	0.05	0.1	0.2
670 < 30	0.1	0.2	0.5
3070 < 120	0.15	0.3	0.8
12070 < 315	0.2	0.5	1.2



PART	MAT. NO.	PAPT NAME	MAT.
1	FBK-ADAPTER-LC-001	LC-DUST CAP	ABS
2	FBK-ADAPTER-LC-009	OUTER HOUSER LC 4	PBT
3	FBK-ADAPTER-LC-003	SLEEVES LC	CERAMIC
4	FBK-ADAPTER-LC-010	OUTER HOUSER LC 4 1	PBT



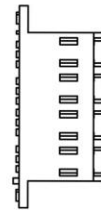
1



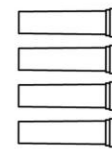
2



3



4



1

UNIT	mm	PAGE	1/1	MODEL	LC Adapter
SCALE	1.000	DRAW	Shen	DRAW NO.	FBK-Adapter-020
MAT.		CHECK		NAME	LC Adapter-Quadruplet
DATE	25-SEP-10	APPR.		MAT_NO.	FBK-Adapter-020