

The icCL-II is a compact, self-contained interface converter for conversion between the V.24/RS-232 communication standards and four wire current loop. The icCL-II is capable of transmission rates up to 128K bps over distances up to 1000 meters using shielded twisted pair (STP) cable.

The icCL-II features a 25 pin D-SUB connector for attachment to V.24/RS-232, four terminal posts for connection to current loop lines, a connector for the external AC power converter, a power indicator LED, and transmit (TD) and receive (RD) LEDs.

The icCL-II also features four slide switches which provide the following functions:

**60 / 20;** This two position slide switch enables the user to select between 60mA and 20mA current loop settings.

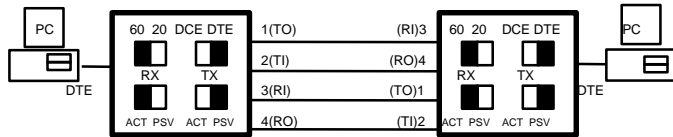
**DCE/DTE;** This two position slide switch enables the user to switch the RS-232 interface between data communication (DCE) and data terminal (DTE) modes.

**RX ACT / PSV;** This two position slide switch selects between active (current source) and passive (current loop) modes for the receive lines.

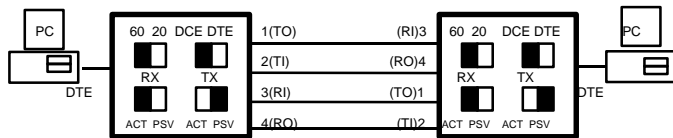
**TX ACT / PSV;** This two position slide switch selects between active (current source) and passive (current loop) modes for the transmit lines.

### APPLICATION EXAMPLES


#### DTE to DTE



#### DCE to DCE



#### DCE to DTE



# icCL-II

## CURRENT LOOP INTERFACE CONVERTER



- RS-232 data rate up to 128kbps
- Tx, Rx Active/Passive selectable
- 20 OR 60 mA selectable
- DTE/DCE device setting selectable
- TD/RD LED indicators
- Power LED indicator

### icCL-II Interface pinouts

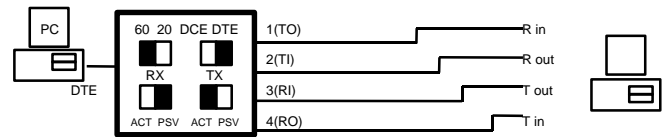
#### RS-232 pin configuration

- Pin 2 TD
- Pin 3 RD
- Pin 4 RTS
- Pin 5 CTS
- Pin 6 DSR
- Pin 20 DTR
- Pin 7 GND

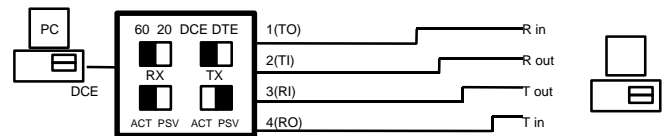
#### Current loop pin configuration

Pin No.	Active/Passive
1	T out
2	T in
3	R in
4	R out

### APPLICATION EXAMPLES



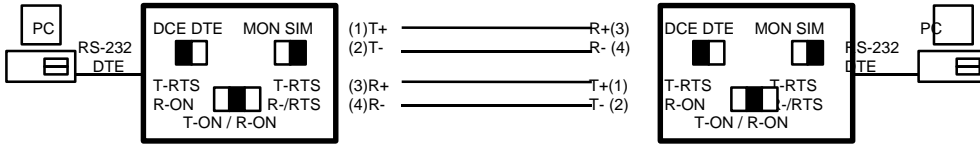
Transmitter is active (current source).  
Receiver is passive (current loop).



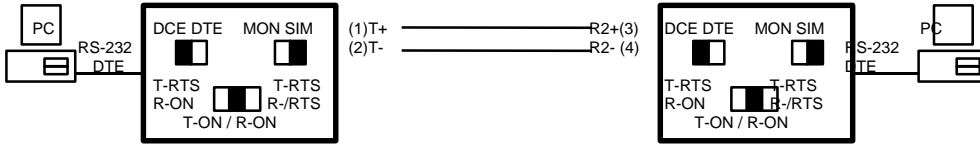
Transmitter is passive (current loop).  
Receiver is active (current source).

## APPLICATION EXAMPLES

- point to point with 4 wires, full duplex

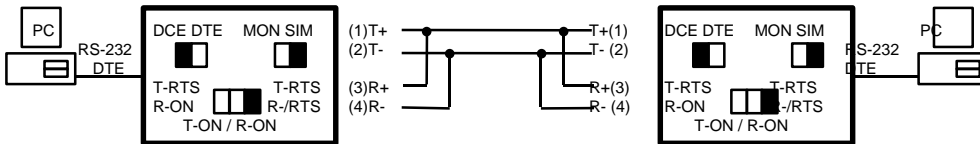


- point to point with 2 wires, simplex

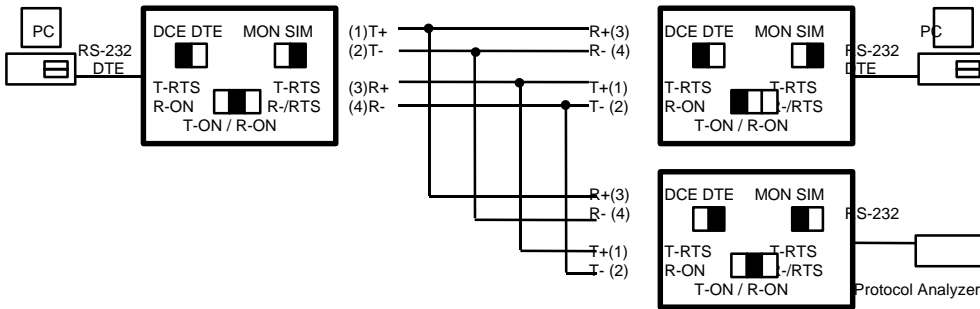


## APPLICATION EXAMPLES

- point to point with 2 wires, half duplex

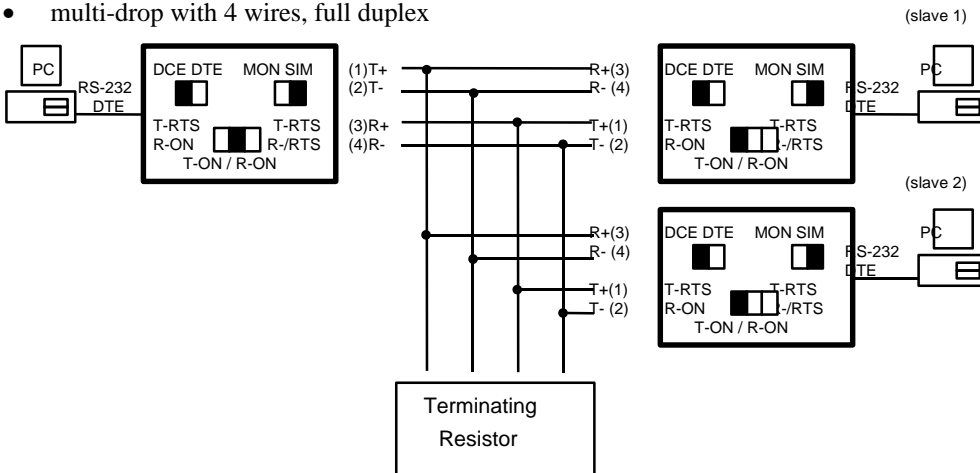


- monitoring



## APPLICATION EXAMPLE

- multi-drop with 4 wires, full duplex



## APPLICATION EXAMPLE

- multi-drop with 2 wires, simplex

