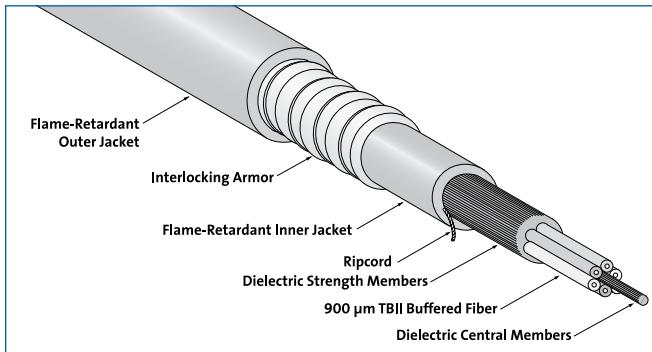


# MIC® Interlocking Armored Riser Cables, 2-24 Fibers

A LANscape®  
Solutions Product

## features and benefits |

<b>Aluminum interlocking armor</b>	Seven times crush protection compared to unarmored
<b>TBII® Buffered Fibers</b>	Easy, consistent stripping
<b>Flame-retardant jacket</b>	Rugged and durable



**MIC Interlocking Armored Riser Cable, 6-Fiber**  
| Drawing ZA-2093

Corning Cable Systems MIC® Interlocking Armored Riser Cables are standard OFNR MIC Riser Cables designed for use in riser and general purpose environments for intrabuilding backbone and horizontal installations. They use individually jacketed TBII Buffered Fibers enabling easy, consistent stripping and facilitating termination.

The fibers are grouped into jacketed subunits and surrounded by a dielectric central member. This core is protected by a flexible, spirally wrapped, aluminum interlocking armor that offers easy, one-step installation and over seven times the crush protection of unarmored cables. With a flame-retardant outer jacket, this cable is particularly useful for heavy traffic or more challenging mechanical exposure conditions and applications requiring extra rugged cables.

MIC Cables are available in 12 different jacket colors, enabling easy visual identification and segregation of cables.

(continued)



**MIC Interlocking Armored Riser Cable**  
| Photo LAN93

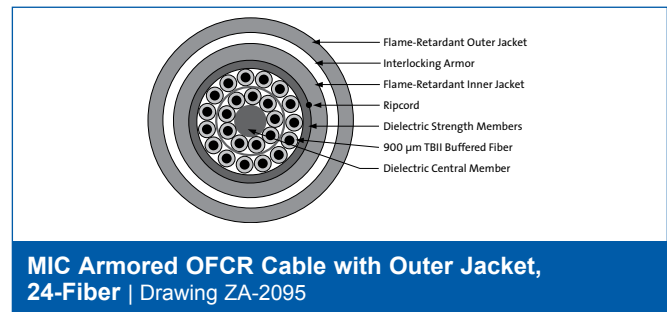
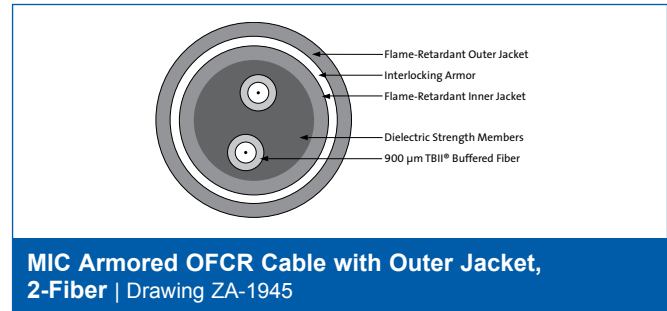


**MIC Cable Jacket is Available in 12 Color Options**  
| Photo 2790

# MIC<sup>®</sup> Interlocking Armored Riser Cables, 2-24 Fibers

A LANscape<sup>®</sup>  
Solutions Product

Offered in 50 μm, 62.5 μm, single-mode and hybrid versions, these cables meet the application requirements of the National Electrical Code<sup>®</sup> (NEC<sup>®</sup>) and are OFCR and FT-4 listed. These cables also meet ICEA S-83-596 test criteria and are available with Gigabit Ethernet and 10 Gigabit Ethernet performance.



## specifications |

### Temperatures

Storage: -40° to +70°C (-40° to +158°F)  
Installation: -10° to +60°C (+14° to +140°F)  
Operation: -20° to +70°C (-4° to +158°F)

### Approvals and Listings

National Electrical Code<sup>®</sup> (NEC<sup>®</sup>) OFCR, CSA FT-4, ICEA S-83-596

### Flame Resistance

UL-1666 (for riser and general building applications)

Corning Cable Systems recommends storing cable in a proper temperature environment prior to installation to allow the cable temperature to meet installation temperature range specifications for best installation results.

Fiber Count	Inner Cable O.D. mm (in)	Armored Cable O.D. mm (in)	Nominal Cable Weight kg/km (lb/1000 ft)	Maximum Tensile Loads		Minimum Bend Radius	
				Short-Term N (lbf)	Long-Term N (lbf)	Loaded cm (in)	Installed cm (in)
2	4.7 (0.19)	11.9 (0.47)	114 (77)	660 (150)	200 (45)	17.9 (7.0)	11.9 (4.7)
4	5.0 (0.20)	11.9 (0.47)	117 (79)	660 (150)	200 (45)	17.9 (7.0)	11.9 (4.7)
6	5.5 (0.22)	11.9 (0.47)	121 (81)	660 (150)	200 (45)	17.9 (7.0)	11.9 (4.7)
8	6.0 (0.24)	11.9 (0.47)	128 (86)	660 (150)	200 (45)	17.9 (7.0)	11.9 (4.7)
12	6.3 (0.25)	12.6 (0.50)	135 (91)	660 (150)	200 (45)	18.9 (7.4)	12.6 (5.0)
18	7.4 (0.29)	13.7 (0.54)	162 (109)	1320 (300)	400 (90)	20.6 (8.1)	13.7 (5.4)
24	8.0 (0.31)	15.0 (0.59)	183 (123)	1320 (300)	400 (90)	22.5 (8.9)	15.0 (5.9)

# MIC<sup>®</sup> Interlocking Armored Riser Cables, 2-24 Fibers

A LANscape<sup>®</sup>  
Solutions Product

## transmission performance |

Optical Fiber Type (μm)	62.5 Multimode	50 Multimode	50 Multimode	50 Multimode	50 Multimode	Single-mode*
ISO/IEC 11801 Nomenclature	OM1	OM2	OM3 <sup>†</sup>	OM4 <sup>‡</sup>	OM4 <sup>‡</sup>	OS2
Fiber Code	K	T	T	T	T	E
Performance Option Code	30	31	80	90	91	31
Wavelength (nm)	850/1300	850/1300	850/1300	850/1300	850/1300	1310/1383/1550
Maximum Attenuation (dB/km)	3.4/1.0	3.0/1.0	3.0/1.0	3.0/1.0	3.0/1.0	0.65/0.65/0.50
Minimum Over Filled Launch (OFL) Bandwidth (MHz•km)	200/500	700/500	1500/500	3500/500	3500/500	- / - / -
Minimum Effective Modal Bandwidth (EMB) (MHz•km)	220/ -	950/ -	2000/ -	4700/ -	5350/ -	- / - / -
Serial 1 Gigabit Ethernet Distance (m)	300/550	750/600	1000/600	1100/600	1100/600	5000/ - / -
Serial 10 Gigabit Ethernet Distance (m)	33/ -	150/ -	300/ -	550 <sup>‡</sup> / -	600 <sup>§</sup> / -	10000/ - /40000

‡ Assumes 1.0 dB maximum total connector/splice loss.

§ Assumes 0.7 dB maximum total connector/splice loss.

† Meets 0.75 ns optical skew when used in all Corning Cable Systems Plug & Play™ Systems solutions.

\* ITU 652.D compliant.

### Notes:

1) Improved attenuation and bandwidth options available.

2) Bend-insensitive single-mode fibers available on request.

3) Contact a Corning Cable Systems Customer Service Representative for additional information.

4) 50 μm multimode fiber macrobend loss ≤ 0.2 dB at 850 nm for two turns around 7.5 mm radius mandrel.

# MIC® Interlocking Armored Riser Cables, 2-24 Fibers

A LANscape®  
Solutions Product

ordering information | Contact Customer Service at 800-743-2671 for other options.

□	□	□	□	8	1	-	3	□	1	□	□	-	A	1
1	2	3	4	5	6		7	8	9	10	11	12	13	14

## |1-3

Select fiber count.  
Standard offerings:  
002 006 012 024  
004 008 018

## |4

Select fiber code  
(see Transmission  
Performance table).

## |5 / 12

Defines cable type.  
8 / - = Standard for  
MIC® Cable

## |6

Defines outer jacket.  
1 = Riser

## |7

Defines fiber placement.  
3 = Standard

## |8

Select length markings.  
1 = Markings in feet  
(fiber count < 12)  
3 = Markings in feet  
(fiber count ≥ 12)

## |9

Defines tensile strength  
(see Specifications).

## |10-11

Select performance  
option code (see  
Transmission  
Performance table).

## |13-14

Defines special  
manufacturing code.  
A1 = Aluminum interlocking  
armor with riser-rated  
jacket

*Note: The cable is available in 12 different jacket colors: blue, orange, green, brown, slate, white, red, black, yellow, purple, rose and aqua. Black is the standard jacket color using the part number configurator above. Contact customer service at 1-800-743-2675 to order other color options.*

Corning Cable Systems LLC • PO Box 489 • Hickory, NC 28603-0489 USA  
800-743-2675 • FAX: 828-325-5060 • International: +1-828-901-5000 • [www.corning.com/cablesystems](http://www.corning.com/cablesystems)

Corning Cable Systems reserves the right to improve, enhance and modify the features and specifications of Corning Cable Systems products without prior notification. LANscape, MIC and TBI are registered trademarks of Corning Cable Systems Brands, Inc. Plug & Play is a trademark of Corning Cable Systems Brands, Inc. All other trademarks are the properties of their respective owners. Corning Cable Systems is ISO 9001 certified. © 2007, 2012 Corning Cable Systems. All rights reserved. Published in the USA.  
LAN-378-EN / May 2012