

MIC® Plenum Cables, 2-24 Fibers

A LANscape®
Solutions Product

features and benefits |

900 µm TBII® Buffered Fibers	Easy, consistent stripping
All-dielectric cable construction	Requires no grounding or bonding
Flame-retardant jacket	Rugged and durable

Corning Cable Systems MIC® Plenum Cables are designed for use in plenum, riser and general purpose environments for intrabuilding backbone and horizontal installations. These multifiber cables use 900 µm TBII Buffered Fibers to allow easy, consistent stripping and

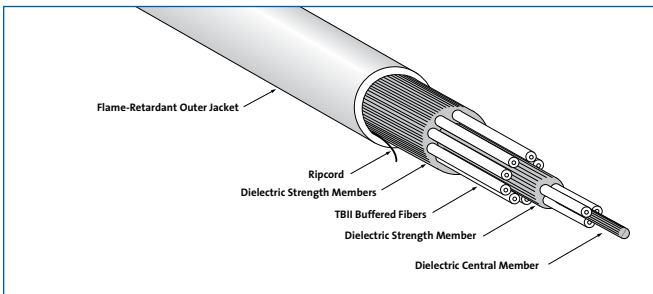
to facilitate termination. The fibers are surrounded by dielectric strength members and protected by a flame-retardant outer jacket. The all-dielectric cable construction requires no grounding or bonding. For additional mechanical durability, an interlocking armored option is available.

Ideal for routing inside buildings, within plenum areas and riser shafts, to the telecommunications rooms and workstations, these cables are available in 50 µm, 62.5 µm, single-mode and hybrid versions. The MIC Plenum Cables meet the application requirements of the National Electrical Code® (NEC® Article 770) and are OFNP and FT-6 listed. They are also offered with Gigabit Ethernet and 10 Gigabit Ethernet performance.


MIC Cables are available in 12 different jacket colors, enabling easy visual identification and segregation of cables.



MIC Cable Jacket is Available in 12 Color Options | Photo LAN2791



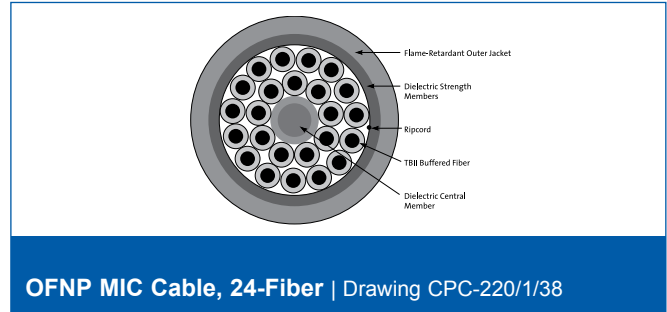
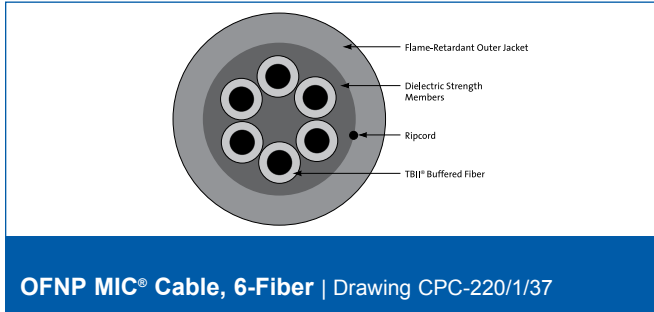
MIC Plenum Cables | Drawing LAN04



MIC Plenum Cable, 12-Fiber | Drawing CPC-220/1/39

MIC® Plenum Cables, 2-24 Fibers

A LANscape®
Solutions Product



specifications |

Temperatures	Storage:	-40° to +70°C (-40° to +158°F)
	Installation:	0° to +60°C (+32° to +140°F)
	Operation:	0° to +70°C (+32° to +158°F)

Approvals and Listings National Electrical Code® (NEC®) OFNP, CSA FT-6, ICEA S-83-596

Flame Resistance NFPA 262 (for plenum, riser and general building applications)

Corning Cable Systems recommends storing cable in a proper temperature environment prior to installation to allow the cable temperature to meet installation temperature range specifications for best installation results.

Fiber Count	Nominal Outside Diameter mm (in)	Nominal Cable Weight kg/km (lb/1000 ft)	Central Member	Maximum Tensile Loads Short-Term N (lbf)	Long-Term N (lbf)	Minimum Bend Radius Loaded cm (in)	Installed cm (in)
Single Layer							
2	5.0 (0.20)	21 (15.0)	Y	440 (100)	132 (30)	7.5 (3.0)	2.5 (1.0)
4	5.3 (0.21)	25 (17.0)	Y	440 (100)	132 (30)	8.0 (3.2)	2.7 (1.1)
6	5.3 (0.21)	27 (19.0)	Y	440 (100)	132 (30)	8.0 (3.2)	2.7 (1.1)
8	5.9 (0.23)	35 (25.0)	JY	440 (100)	132 (30)	8.9 (3.5)	5.9 (2.3)
Dual Layer							
12 (9/3)	6.1 (0.24)	37 (26.0)	Y	440 (100)	132 (30)	9.2 (3.6)	3.1 (1.2)
18 (12/6)	7.4 (0.29)	56 (40.0)	Y	660 (150)	200 (45)	11.1 (4.4)	7.4 (2.9)
24 (15/9)	7.8 (0.31)	64 (45.0)	Y	660 (150)	200 (45)	11.7 (4.6)	7.8 (3.1)

Note:

Central Member Types: Y = Yarn, JY = Jacketed Yarn.

Fiber arrangement in dual-layer designs is shown in parentheses. Example: (9/3) = 9 outside fibers around 3 inner fibers.

MIC® Plenum Cables, 2-24 Fibers

A LANscape®
Solutions Product

transmission performance |

Optical Fiber Type (µm)	62.5 Multimode	50 Multimode	50 Multimode	50 Multimode	50 Multimode	Single-mode*
ISO/IEC 11801 Nomenclature	OM1	OM2	OM3†	OM4†	OM4†	OS2
Fiber Code	K	T	T	T	T	E
Performance Option Code	30	31	80	90	91	31
Wavelength (nm)	850/1300	850/1300	850/1300	850/1300	850/1300	1310/1383/1550
Maximum Attenuation (dB/km)	3.4/1.0	2.8/1.0	2.8/1.0	2.8/1.0	2.8/1.0	0.65/0.65/0.50
Minimum Over Filled Launch (OFL) Bandwidth (MHz•km)	200/500	700/500	1500/500	3500/500	3500/500	- / - / -
Minimum Effective Modal Bandwidth (EMB) (MHz•km)	220/ -	950/ -	2000/ -	4700/ -	5350/ -	- / - / -
Serial 1 Gigabit Ethernet Distance (m)	300/550	750/600	1000/600	1100/600	1100/600	5000/ - / -
Serial 10 Gigabit Ethernet Distance (m)	33/ -	150/ -	300/ -	550‡/ -	600§/ -	10000/ - /40000

* ITU 652.D compliant.

† Meets 0.75 ns optical skew when used in all Corning Cable Systems Plug & Play™ Systems solutions.

‡ Assumes 1.0 dB maximum total connector/splice loss.

§ Assumes 0.7 dB maximum total connector/splice loss.

Notes:

- 1) Improved attenuation and bandwidth options available.
- 2) Bend-insensitive single-mode fibers available on request.
- 3) Contact a Corning Cable Systems Customer Service Representative for additional information.
- 4) 50 µm multimode fiber macrobend loss ≤ 0.2 dB at 850 nm for two turns around 7.5 mm radius mandrel.

MIC® Plenum Cables, 2-24 Fibers

A LANscape®
Solutions Product

ordering information | Contact Customer Service at 800-743-2671 for other options.

□	□	□	□	8	8	-	3	□	1	□	□	-	2	9
1	2	3	4	5	6		7	8	9	10	11	12	13	14

|1-3

Select fiber count.
Standard offerings:
002 006 012 024
004 008 018

|4

Select fiber code
(see Transmission
Performance Table).

|5 / 12

Defines cable type.
8 / - = Standard for
MIC® Cable

|6

Defines outer jacket.
8 = Standard for plenum

|7

Defines fiber placement.
3 = Standard

|8

Select length markings.
1 = Markings in feet
(fiber count ≤10)
3 = Markings in feet
(fiber count >10)

|9

Defines tensile strength
(see Specifications).

|10-11

Select performance
option code
(see Transmission
Performance Table).

|13-14

Defines special
requirements.
29 = Standard for MIC
Plenum Cable

Note:

The cable is available in 12
different jacket colors: blue,
orange, green, brown, slate,
white, red, black, yellow,
purple, rose and aqua.
Contact Customer Service
at 1-800-743-2675 to order
the other color options.

Corning Cable Systems LLC • PO Box 489 • Hickory, NC 28603-0489 USA
800-743-2675 • FAX: 828-325-5060 • International: +1-828-901-5000 • www.corning.com/cablesystems

Corning Cable Systems reserves the right to improve, enhance and modify the features and specifications of Corning Cable Systems products without prior notification. LANscape, MIC and TBII are registered trademarks of Corning Cable Systems Brands, Inc. Plug & Play is a trademark of Corning Cable Systems Brands, Inc. All other trademarks are the properties of their respective owners. Corning Cable Systems is ISO 9001 certified. © 2007, 2012 Corning Cable Systems. All rights reserved. Published in the USA.
LAN-88-EN / August 2012