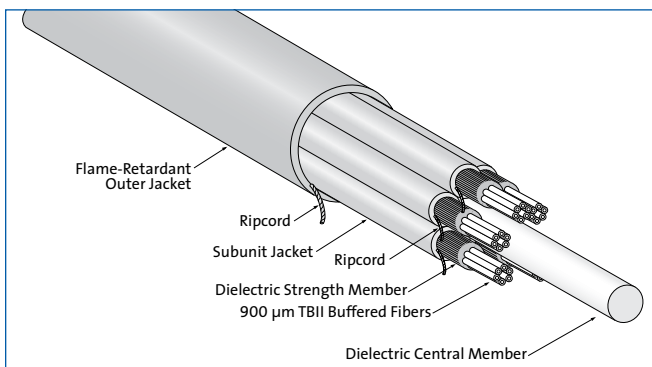


MIC® Unitized Riser Cables, 36-144 Fibers


A LANscape®
Solutions Product

features and benefits |

900 µm TBII® Buffered Fibers	Easy, consistent stripping
Six or 12-fiber jacketed subunits	Quick and easy identification
All-dielectric cable construction	Requires no grounding or bonding
Flame-retardant jacket	Rugged and durable



MIC Unitized Cable, 36-Fiber | Drawing ZA-1895



MIC Unitized Cable | Photo CLT17

Corning Cable Systems MIC® Unitized Riser Cables are designed for use in riser and general purpose environments for intrabuilding backbone installations. These multi-fiber cables use individually jacketed 900 µm TBII Buffered Fibers enabling easy, consistent stripping and facilitating termination. The six or 12-fiber subunits allow quick and easy identification and are surrounded by dielectric strength members and protected by a flame-retardant outer jacket. The all-dielectric cable construction requires no grounding or bonding, making these cables ideal for routing inside buildings including riser shafts, to the telecommunications rooms and workstations. Available in 50 µm, 62.5 µm, single-mode and hybrid versions, the MIC Unitized Riser Cables meet the application requirements of the National Electrical Code® (NEC® Article 770) and the ICEA S-83-596 test criteria. They are OFNR and FT-4 listed and are also available in OFNP and FT6 listed versions. For additional mechanical durability, an interlocking armor option is available. These cables are also offered with Gigabit Ethernet and 10 Gigabit Ethernet performance.

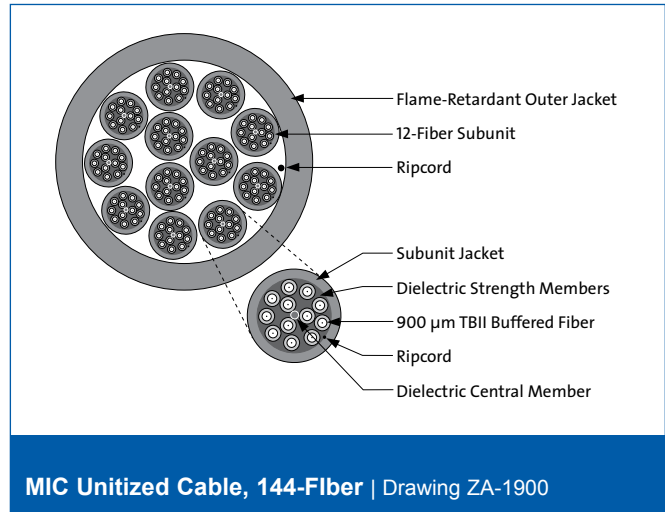
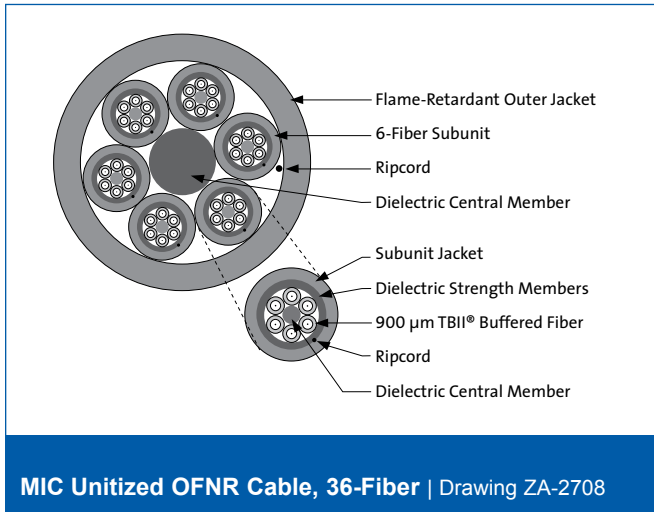
MIC Cables are available in 12 different jacket colors, enabling easy visual identification and segregation of cables.



MIC Cable Jacket is Available in 12 Color Options | Photo LAN2791

MIC[®] Unitized Riser Cables, 36-144 Fibers

A LANscape[®]
Solutions Product



specifications |

Maximum Tensile Loads Short-Term: 1320 N (300 lbf)
 Long-Term: 400 N (90 lbf)

Temperatures Storage: -40° to +70°C (-40° to +158°F)
 Installation: -10° to +60°C (+14° to +140°F)
 Operation: -20° to +70°C (-4° to +158°F)

Approvals and Listings National Electrical Code[®] (NEC[®]) OFNR, CSA FT-4, ICEA S-83-596

Flame Resistance UL-1666 (for riser and general building applications)

Corning Cable Systems recommends storing cable in a proper temperature environment prior to installation to allow the cable temperature to meet installation temperature range specifications for best installation results.

Fiber Count	Unit Count	Nominal Outside Diameter mm (in)	Nominal Cable Weight kg/km (lb/1000 ft)	Central Member	Minimum Bend Radius Loaded cm (in)	Minimum Bend Radius Installed cm (in)
6-Fiber Subunits						
36	6	14.8 (0.58)	186 (127)	JG	22.2 (8.7)	14.8 (5.8)
48	8	17.8 (0.69)	264 (177)	JG	26.7 (10.5)	17.8 (7.0)
12-Fiber Subunits						
60	5	17.9 (0.70)	233 (159)	JG	26.9 (10.6)	17.9 (7.0)
72	6	18.6 (0.73)	276 (190)	JG	27.9 (11.0)	18.6 (7.3)
96	8	22.2 (0.87)	400 (268)	JG	33.3 (13.1)	22.2 (8.7)
144	12 (9/3)	23.7 (0.93)	409 (278)	–	35.5 (14.0)	23.7 (9.3)

Central Member Types: G = Glass Reinforced Plastic (GRP), JG = Jacketed GRP

Note: Unit count includes the arrangement when in a dual-layer design.

Example: 12 (9/3) = 9 outside units around 3 inner units where 2 of the inner units are fillers.

MIC[®] Unitized Riser Cables, 36-144 Fibers

A LANscape[®]
Solutions Product

transmission performance |

Optical Fiber Type (µm)	62.5 Multimode	50 Multimode	50 Multimode	50 Multimode	50 Multimode	Single-mode*
ISO/IEC 11801 Nomenclature	OM1	OM2	OM3 [†]	OM4 [†]	OM4 [†]	OS2
Fiber Code	K	T	T	T	T	E
Performance Option Code	30	31	80	90	91	31
Wavelength (nm)	850/1300	850/1300	850/1300	850/1300	850/1300	1310/1383/1550
Maximum Attenuation (dB/km)	3.4/1.0	2.8/1.0	2.8/1.0	2.8/1.0	2.8/1.0	0.65/0.65/0.50
Minimum Over Filled Launch (OFL) Bandwidth (MHz•km)	200/500	700/500	1500/500	3500/500	3500/500	- / - / -
Minimum Effective Modal Bandwidth (EMB) (MHz•km)	220/ -	950/ -	2000/ -	4700/ -	5350/ -	- / - / -
Serial 1 Gigabit Ethernet Distance (m)	300/550	750/600	1000/600	1100/600	1100/600	5000/ - / -
Serial 10 Gigabit Ethernet Distance (m)	33/ -	150/ -	300/ -	550 [‡] / -	600 [§] / -	10000/ - /40000

* ITU 652.D compliant.

[†] Meets 0.75 ns optical skew when used in all Corning Cable Systems Plug & Play™ Systems solutions.

[‡] Assumes 1.0 dB maximum total connector/splice loss.

[§] Assumes 0.7 dB maximum total connector/splice loss.

Notes:

- 1) Improved attenuation and bandwidth options available.
- 2) Bend-insensitive single-mode fibers available on request.
- 3) Contact a Corning Cable Systems Customer Service Representative for additional information.
- 4) 50 µm multimode fiber macrobend loss ≤ 0.2 dB at 850 nm for two turns around 7.5 mm radius mandrel.

MIC[®] Unitized Riser Cables, 36-144 Fibers

A LANscape[®]
Solutions Product

ordering information | Contact Customer Service at 800-743-2671 for other options.

<input type="checkbox"/>	<input type="checkbox"/>	<input type="checkbox"/>	<input type="checkbox"/>	8	1	-	<input type="checkbox"/>	<input type="checkbox"/>	1	<input type="checkbox"/>	<input type="checkbox"/>	-	2	4
1	2	3	4	5	6	7	8	9	10	11	12	13	14	

|1-3

Select fiber count.

Standard offerings:

036	072
048	096
060	144

|4

Select fiber code
(see Transmission
Performance table).

|5 / 12

Defines cable type.

8 / - = Standard for MIC[®]/MIC
Unitized Cable family

|6

Defines outer jacket.

1 = Riser

|7-8

Select number of fibers
per subunit.

61 = 6 fibers per subunit
(036-048 fibers)
T3 = 12 fibers per subunit
(060-144 fibers)

|9

Defines tensile strength
(see Specifications).

|10-11

Select performance
option code (see
Transmission
Performance table).

|13-14

Defines special
manufacturing code.

24 = Standard for MIC
Unitized Riser Cables

Note:

*The cable is available in
12 different jacket colors: blue,
orange, green, brown, slate,
white, red, black, yellow, purple,
rose and aqua. Contact Customer
Service at 1-800-743-2675 to
order other color options.*

Corning Cable Systems LLC • PO Box 489 • Hickory, NC 28603-0489 USA
800-743-2675 • FAX: 828-325-5060 • International: +1-828-901-5000 • www.corning.com/cablesystems

Corning Cable Systems reserves the right to improve, enhance and modify the features and specifications of Corning Cable Systems products without prior notification. LANscape, MIC and TBII are registered trademarks of Corning Cable Systems Brands, Inc. Plug & Play is a trademark of Corning Cable Systems Brands, Inc. All other trademarks are the properties of their respective owners. Corning Cable Systems is ISO 9001 certified. © 2007, 2012 Corning Cable Systems. All rights reserved. Published in the USA.
LAN-92-EN / August 2012