

ALTOS® All-Dielectric Gel-Free Cables

A LANscape®
Solutions Product

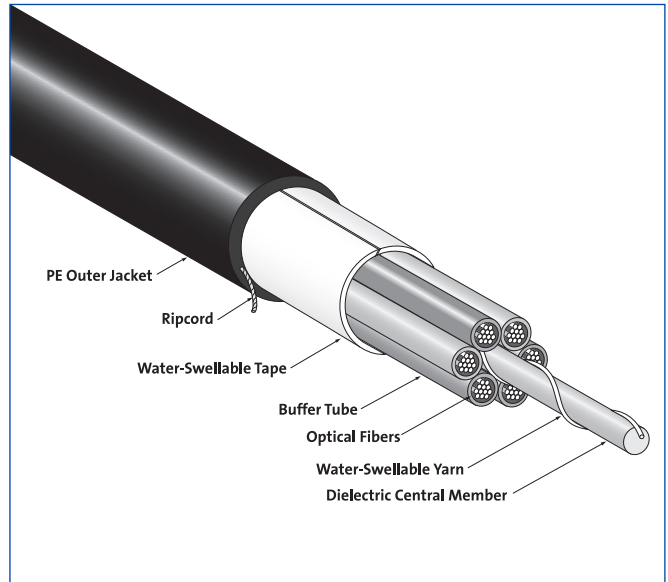
features and benefits |

Fully waterblocked loose tube gel-free design	Simple access and no clean up
Medium-density polyethylene jacket	Rugged, durable and easy to strip
All-dielectric cable construction	Requires no grounding or bonding
Available in 62.5 µm, 50 µm, single-mode and hybrid versions	Ready for any application including Gigabit Ethernet and 10 Gigabit Ethernet

Corning Cable Systems ALTOS® All-Dielectric Gel-Free Cables are designed for outdoor and limited indoor use for campus backbones in lashed aerial and duct installations. The loose tube gel-free design is fully waterblocked using craft-friendly, water-swappable materials, which means cable access is simple and no clean up is required. The flexible craft-friendly buffer tubes are easy to route in closures and the SZ-stranded, loose tube design isolates fibers from installation and environmental rigors while allowing easy midspan access. The all-dielectric cable construction requires no bonding or grounding and these cables have a medium-density polyethylene jacket that is rugged, durable and easy to strip. A variety of fiber types are available including 62.5 µm, 50 µm, single-mode and hybrid versions, as well as fibers with Gigabit Ethernet and 10 Gigabit Ethernet performance. These cables are also available with optional extended operating temperature to -50°C (-58°F) in a variety of fiber counts.



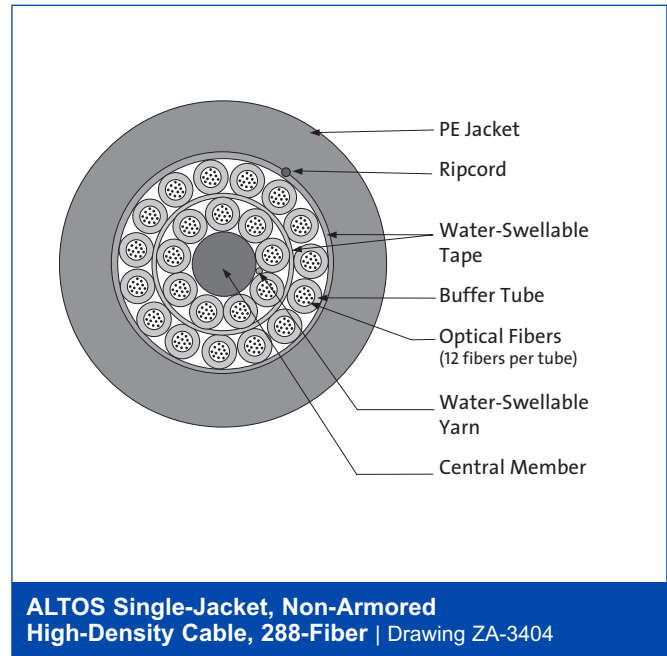
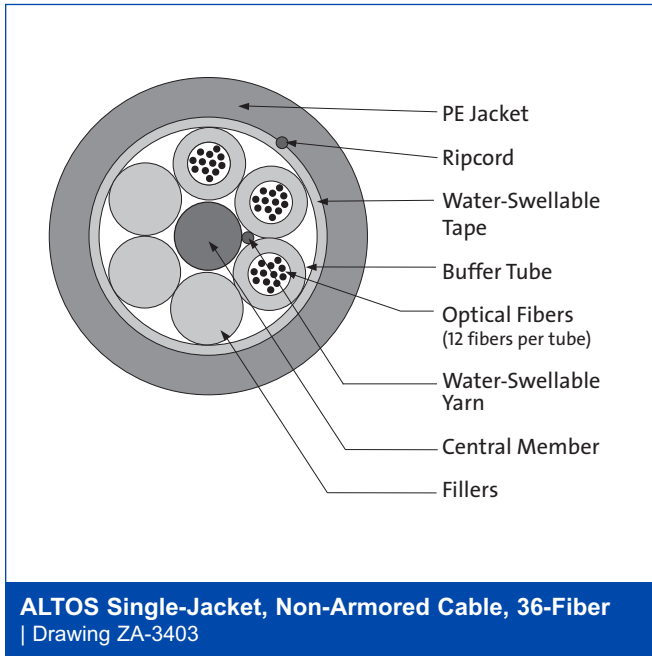
ALTOS All-Dielectric Gel-Free Cable | Photo LAN1278



ALTOS All-Dielectric Gel-Free Cable
| Drawing ZA-3405

ALTOS® All-Dielectric Gel-Free Cables

A LANscape®
Solutions Product



specifications |

Maximum Tensile Loads	Short-Term: 2700 N (600 lbf) Long-Term: 890 N (200 lbf)
Temperatures	Storage: -40° to +70°C (-40° to +158°F) Installation: -30° to +70°C (-22° to +158°F) Operation: -40° to +70°C (-40° to +158°F)
Common Installations	Outdoor lashed aerial and duct; indoor when installed according to National Electrical Code® (NEC®) Article 770
Design and Test Criteria	ANSI/ICEA S-87-640

Corning Cable Systems recommends storing cable in a proper temperature environment prior to installation to allow the cable temperature to meet installation temperature range specifications for best installation results.

Fiber Count	Maximum Fibers per Tube	Number of Tube Positions	Number of Active Tubes	Central Member	Nominal Cable Weight kg/km (lb/1000 ft)	Nominal Outside Diameter mm (in)	Minimum Bend Radius Loaded cm (in)	Minimum Bend Radius Installed cm (in)
2-72	12	6	1-6	Dielectric	73 (49)	10.5 (0.41)	15.8 (6.2)	10.5 (4.1)
73-96	12	8	7-8	Dielectric	98 (66)	12.2 (0.48)	18.3 (7.2)	12.2 (4.8)
97-144	12	12	9-12	Dielectric	162 (109)	15.8 (0.62)	23.7 (9.3)	15.8 (6.2)
145-216	12	18	13-18	Dielectric	147 (99)	16.0 (0.63)	24.0 (9.4)	16.0 (6.3)
217-288	12	24	19-24	Dielectric	196 (131)	18.2 (0.72)	27.3 (10.7)	18.2 (7.2)

ALTOS® All-Dielectric Gel-Free Cables

A LANscape®
Solutions Product

transmission performance |

	LANscape® 62.5 Solutions	LANscape Pretium® 150 Solutions	LANscape Pretium 300 Solutions	LANscape Pretium 550 Solutions	LANscape Pretium 600 Solutions	Single-Mode
Fiber Code	K	T	T	T	T	E
Performance Option Code	30	31	80	90	91	01
Optical Fiber Type (µm)	62.5 Multimode	50 Multimode	50 Multimode	50 Multimode	50 Multimode	Single-mode****
ISO/IEC 11801 Nomenclature	OM1	OM2	OM3***	OM4***	OM4***	OS2
Wavelength (nm)	850/1300	850/1300	850/1300	850/1300	850/1300	1310/1383/1550
Maximum Attenuation (dB/km)	3.4/1.0	3.0/1.0	3.0/1.0	3.0/1.0	3.0/1.0	0.4/0.4/0.3
Minimum Over Filled Launch (OFL) Bandwidth (MHz•km)	200/500	700/500	1500/500	3500/500	3500/500	- / - / -
Minimum Effective Modal Bandwidth (EMB) (MHz•km)	220/ -	950/ -	2000/ -	4700/ -	5350/ -	- / - / -
Serial 1 Gigabit Ethernet Distance (m)	300/550	750/600	1000/600	1100/600	1100/600	5000 / - / -
Serial 10 Gigabit Ethernet Distance (m)	33/ -	150/ -	300/ -	550*/ -	600**/ -	10000/ - /40000

* Assumes 1.0 dB maximum total connector/splice loss.

** Assumes 0.7 dB maximum total connector/splice loss.

*** Meets 0.75 ns optical skew when used in all Corning Cable Systems Plug & Play™ Systems solutions.

**** ITU 652.D compliant.

Notes:

- 1) Improved attenuation and bandwidth options available.
- 2) Bend-insensitive single-mode fibers available on request.
- 3) Contact a Corning Cable Systems Customer Service Representative for additional information.
- 4) 50 µm multimode fiber macrobend loss ≤ 0.2 dB at 850 nm for two turns around 7.5 mm radius mandrel.

ALTOS® All-Dielectric Gel-Free Cables

A LANscape®
Solutions Product

ordering information | Contact Customer Service at 800-743-2671 for non-standard offerings.

<input type="checkbox"/>	<input type="checkbox"/>	<input type="checkbox"/>	<input type="checkbox"/>	U	4	-	T	4	1	<input type="checkbox"/>	<input type="checkbox"/>	D	2	0
1	2	3	4	5	6	7	8	9	10	11	12	13	14	

|1-3

Select fiber count.

Standard offerings:

012	048	096	216
024	060	144	288
036	072	192	

|4

Select fiber type
(see Transmission
Performance table).

|5 / 12

Defines cable type.

U / D = ALTOS® Gel-Free
Cable

|6

Defines outer jacket.

4 = All-dielectric

|7

Defines fiber placement.

T = 12 fibers/buffer tube
(standard)

|8

Defines length markings.

4 = Markings in feet
(standard)

|9

Defines tensile strength
(see Specifications).

|10-11

Select performance
option code (see
Transmission
Performance table).

|13-14

Defines special
requirements.
20 = No special
requirements

Corning Cable Systems LLC • PO Box 489 • Hickory, NC 28603-0489 USA
800-743-2675 • FAX: 828-901-5973 • International: +1-828-901-5000 • www.corning.com/cablesystems

Corning Cable Systems reserves the right to improve, enhance and modify the features and specifications of Corning Cable Systems products without prior notification. ALTOS, LANscape and Pretium are registered trademarks of Corning Cable Systems Brands, Inc. Plug & Play is a trademark of Corning Cable Systems Brands, Inc. All other trademarks are the properties of their respective owners. Corning Cable Systems is ISO 9001 certified. © 2007, 2009 Corning Cable Systems. All rights reserved. Published in the USA. LAN-78-EN / October 2009