


Mini-Com® Ultimate ID® Modular Patch Panels

PANDUIT®

SPECIFICATION SHEET

specifications

Ultimate ID® Modular Patch Panels shall consist of a metal panel with molded rear snap-in faceplates. Patch panels shall accept all Mini-Com® Modules for UTP, STP, fiber, or A/V applications and shall mount to standard 19" racks. Patch panels shall be available in 24-port and 48-port standard density in a flat or angled design. Ultimate ID® Patch Panels shall comply with the latest TIA/EIA-606-A labeling standard by providing labeling capabilities and various configurations. Angled patch panels shall be designed at an optimum angle to help route the cable.



technical information

Mounting options:	Mounts to standard 19" rack or 23" rack with optional extender bracket
Material:	Stamping is CRS and faceplate is ABS
Packaging:	Packaged with appropriate pre-installed snap-in faceplates, a set of mounting screws (#12-24 and M6), and label cover kit.

key features and benefits

Modular	Accepts all Panduit Mini-Com® Modules to mix and match media types in the same panel
Angled design	Allows cable to flow to each side of the rack and minimizes the need for horizontal cable managers by enabling patch cords to be routed directly into vertical cable managers which leads to increased closet density and improved bend radius control
Port and panel identification	Complies with TIA/EIA-606-A labeling standard by providing labeling capabilities to the cable and the ports (labels not included)
Optional strain relief bars	Help support and manage cables
Optional filler panels	Flat and angled designs fill unused rack openings to provide a clean and consistent look when used with any version of Panduit angled patch panels
Optional extender bracket	Allows 19" patch panels to be mounted on a 23" rack

applications

Mini-Com® Ultimate ID® Modular Patch Panels are ideal for multi-media applications; they accept all Mini-Com® Modules. Flat and angled designs in various port densities are available to fit most needs and include label pockets above the ports and the ability to customize the configuration based on specific needs. Angled patch panels are available for applications in which rack space is limited.

The angled panel design allows cable to flow to each side of the rack, minimizing the need for horizontal cable managers and increasing the density of the rack space. Ultimate ID® Patch Panels can mount on a standard 19" rack or a 23" rack when using the extender brackets PEB1 or PEB2.

Ultimate ID® Flat Patch Panels

24-port, 1 RU:	UICMPP24BLY
48-port, 2 RU:	UICMPP48BLY

Ultimate ID® Angled Patch Panels

24-port, 1 RU:	UICMPPA24BLY
48-port, 2 RU:	UICMPPA48BLY

Ultimate ID® Patch Panel Faceplates

4-port faceplate with 2 label pockets:	UICPP2L4BL
---	------------

4-port faceplate with 1 label pocket:	UICPPL4BL
--	-----------

Labels for Ultimate ID® Patch Panels and Patch Panel Faceplates

PanTher™ LS8E and Cougar™

LS9:	UILS8BW
-------------	---------

Ultimate ID® Laser/ink jet :	UILJ4
-------------------------------------	-------

Strain Relief Bars

Straight:	SRBS19BL-XY
Extended, 2":	SRB19BLY

With hook and loop ties:	SRBM19BLY
---------------------------------	-----------

With adjustable clips:	SRBWCY
-------------------------------	--------

Deep, 5":	SRB19D5BLY
------------------	------------

Deep, 7":	SRB19D7BLY
------------------	------------

Multi-depth:	SRB19MDBL
---------------------	-----------

Rack Filler Panels

Flat, 1 RU:	DPFP1
--------------------	-------

Flat, 2 RU:	DPFP2
--------------------	-------

Flat, 4 RU:	DPFP4
--------------------	-------

Flat, 8 RU:	DPFP8
--------------------	-------

Toolless blanking panel, 1 RU, round holes:	TLBP1R-V
--	----------

Toolless blanking panel, 2 RU, round holes:	TLBP2R-V
--	----------

Toolless blanking panel, 1 RU, square holes:	TLBP1S-V
---	----------

Toolless blanking panel, 2 RU, square holes:	TLBP2S-V
---	----------

Angled, 1 RU:	CPAF1BLY
----------------------	----------

Angled, 2 RU:	CPAF2BLY
----------------------	----------

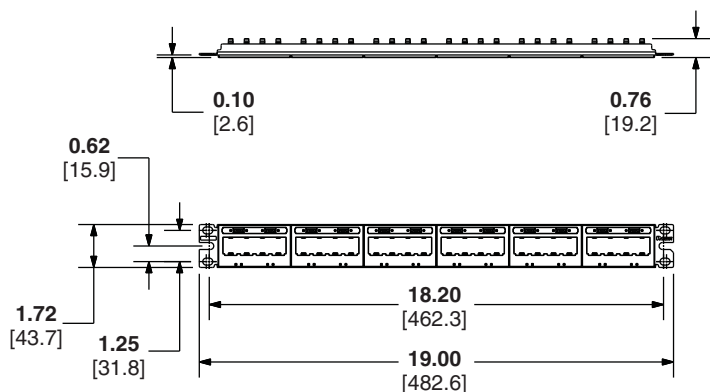
Extender Brackets:

1 RU:	PEB1
--------------	------

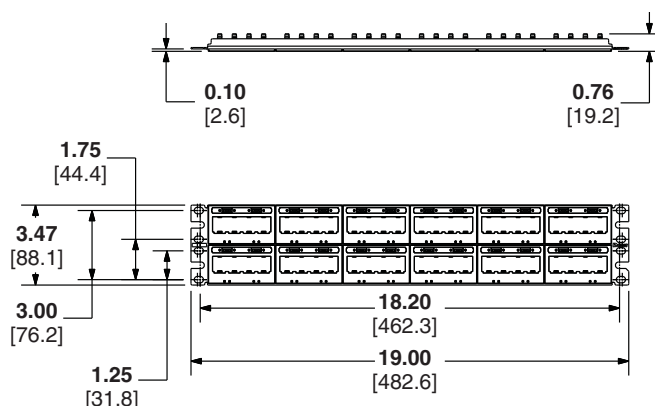
2 RU:	PEB2
--------------	------

Mini-Com® Ultimate ID® Modular Patch Panels

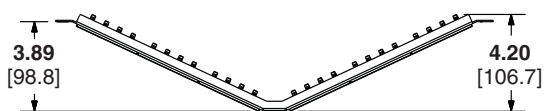
UICMPP24BLY



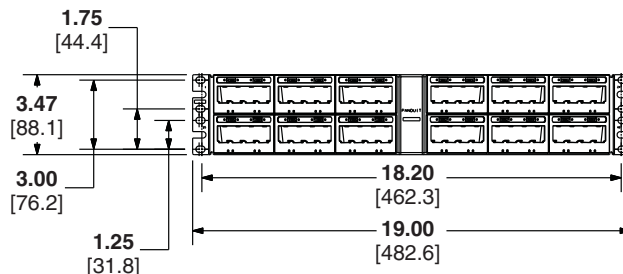
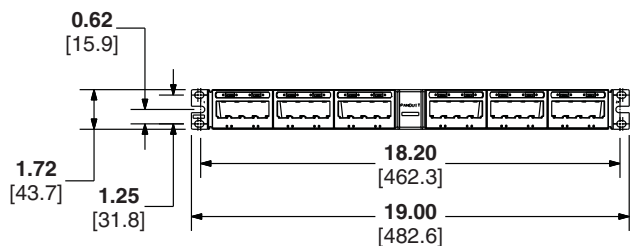
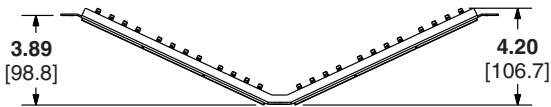
UICMPP48BLY



UICMPPA24BLY



UICMPPA48BLY



Dimensions are in inches. [Dimensions in brackets are metric].

WORLDWIDE SUBSIDIARIES AND SALES OFFICES

PANDUIT CANADA
Markham, Ontario
cs-cdn@panduit.com
Phone: 800.777.3300

PANDUIT EUROPE LTD.
London, UK
cs-emea@panduit.com
Phone: 44.20.8601.7200

PANDUIT SINGAPORE PTE. LTD.
Republic of Singapore
cs-ap@panduit.com
Phone: 65.6305.7575

PANDUIT JAPAN
Tokyo, Japan
cs-japan@panduit.com
Phone: 81.3.6863.6000

PANDUIT LATIN AMERICA
Guadalajara, Mexico
cs-la@panduit.com
Phone: 52.33.3777.6000

PANDUIT AUSTRALIA PTY. LTD.
Victoria, Australia
cs-aus@panduit.com
Phone: 61.3.9794.9020

For a copy of Panduit product warranties, log on to www.panduit.com/warranty

For more information

Visit us at www.panduit.com

Contact Customer Service by email: cs@panduit.com
or by phone: 800.777.3300 and reference OTSP24

PANDUIT®

©2011 Panduit Corp.
ALL RIGHTS RESERVED.
WW-OTSP24
9/2011