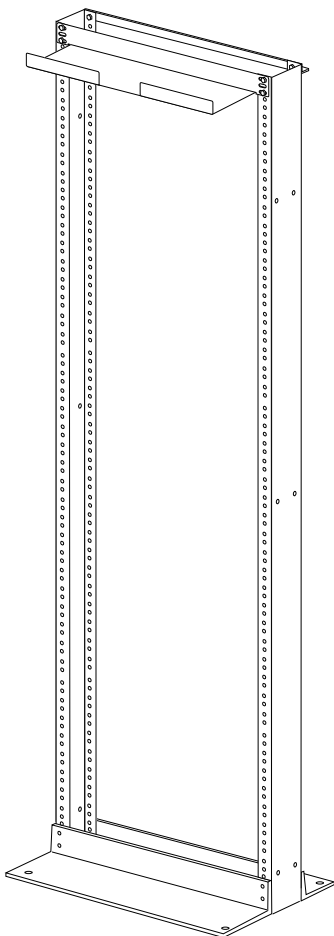


Cable Management Components

A LANscape®
Solutions Product

features and benefits |

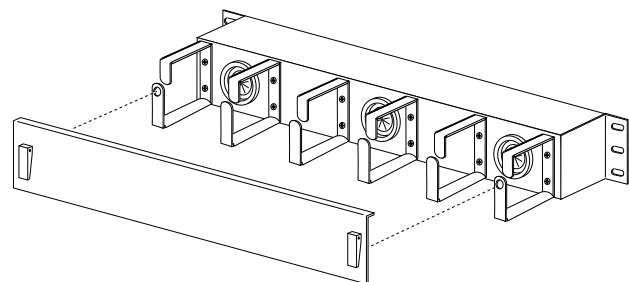
Flexible design	Use with all types of cable
Strong, lightweight CDF	Easy installation for rack-mount application
Factory-installed jumper trough	Simplifies jumper routing and management
Moveable radiused jumper guides	Minimum bend radius protection



Closet Distribution Frame, CDF-ER-7A-19
| Drawing CPC-220/5/7

Corning Cable Systems Cable Management Components include the closet distribution frame (CDF), jumper management panels (CJP), closet jumper housings (CJH), jumper troughs (CJT), blank-out filler panels (BRP), inter-bay storage units (IBU) and IBU covers (CVR). The CDF is a 7-ft black aluminum frame with 1.75-in EIA/TIA hole spacing. With a pre-installed jumper trough mounted at the top of the frame, it has a total of 44 rack spaces (44U). Each compatible component will have a “U” designation in the part number to indicate the number of rack spaces that product occupies (1U = one rack space at 1.75 in). The CJP is attached to the CDF directly above or below the equipment and facilitates horizontal jumper routing with in-rack patch panels and electronics. When jumpers are not routed through the grommets, the open space behind the CJP can be used for splicing with the CJH. The CJT supports jumpers passing from one equipment rack to another.

(continued)

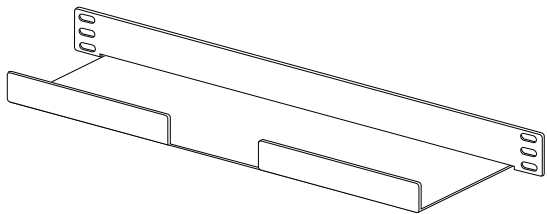


Jumper Management Panel, CJP-01U
| Drawing ZA-1765

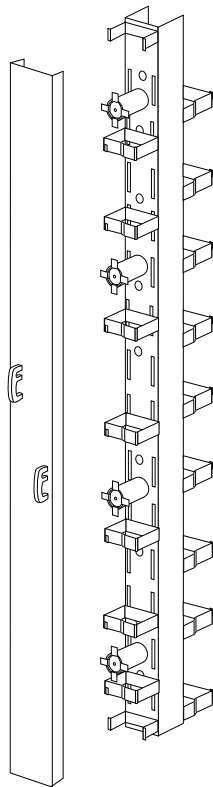
Cable Management Components

A LANscape®
Solutions Product

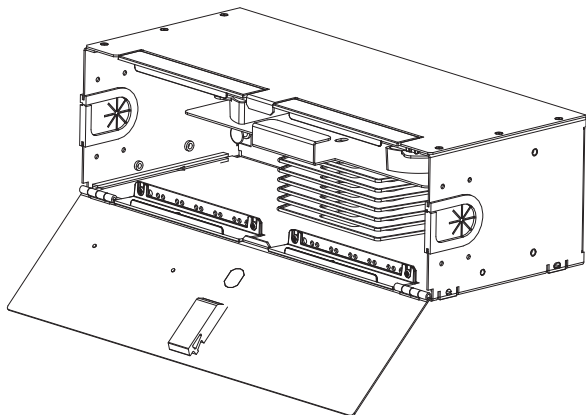
The BRP is used to fill unoccupied rack spaces in the CDF. The 7 ft IBU is a routing device that mounts on the side of the CDF for vertical jumper management. Optional slack storage hubs provide minimum bend radius protection and retaining flanges that aid in retaining jumpers. Grommet holes are available to provide protection to jumpers and allow “pass through” from the front to the rear of the CDF. Removable cable management guides at the rear of the unit accommodate conduit power cords and inner duct entering into patch panel housings or equipment. The CVR is available in 6 or 10 in widths to ensure a complete, organized and neat appearance.



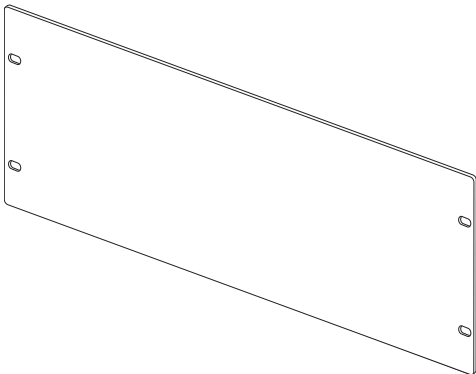
Jumper Trough, CDF-CJT-01U-019 | Drawing CPC-220/5/9



Cover, CDF-IBU-CVR-6 (left). Inter-Bay Storage, CDF-IBU-7-6 or CDF-IBU-7-10 (right). Shown with Four Optional Hubs, CDF-HUB-05. | Photo CPC-220/5/11



CJH-03U | Drawing ZA-2815



Blank-Out Filler Panels, BRP-19-4-75
| Drawing ZA-1489

Cable Management Components

A LANscape®
Solutions Product

specifications |

Part Number	Dimensions (H x W x D) cm (in)	Shipping Weight kg (lb)
CDF-ER-7A-19	213 x 48 x 38 (7 ft x 19 x 15)	18.1 (40)
CDF-IBU-7-6	213 x 15 x 30 (7 ft x 6 x 12)	15 (32)
CDF-IBU-7-10	213 x 25 x 30 (7 ft x 10 x 12)	16 (35)
CJP-01U	4 x 48 x 13 (1.75 x 19 x 5)	1.4 (3)
CJP-02U	9 x 48 x 13 (3.5 x 19 x 5)	1.8 (4)
CJP-03U	13 x 48 x 13 (5.25 x 19 x 5)	2.3 (5)
CDF-CJT-01U-19	4 x 48 x 13 (1.75 x 19 x 5)	1.4 (3)
CDF-CJT-02U-19	9 x 48 x 13 (3.5 x 19 x 5)	1.8 (4)
BRP-19-1-75	4 x 48 x 0.2 (1.75 x 19 x 0.06)	0.9 (2)
BRP-19-2-75	9 x 48 x 0.2 (3.5 x 19 x 0.06)	1.1 (2.5)
BRP-19-3-75	13 x 48 x 0.2 (5.25 x 19 x 0.06)	1.4 (3)
BRP-19-4-75	18 x 48 x 0.2 (7 x 19 x 0.06)	1.6 (3.5)
BRP-19-5-75	22 x 48 x 0.2 (8.75 x 19 x 0.06)	1.8 (4)

Cable Management Components

A LANscape®
Solutions Product

ordering information |

Part Number	Description
CDF-ER-7A-19	Closet Distribution Frame
CDF-IBU-7-6	Inter-Bay Storage, 6 in
CDF-IBU-7-10	Inter-Bay Storage, 10 in
CJP-01U	1U Jumper Management Panel
CJP-02U	2U Jumper Management Panel
CJP-03U	3U Jumper Management Panel
CDF-CJT-01U-19	1U Jumper Trough, 19 in
CDF-CJT-02U-19	2U Jumper Trough, 19 in
BRP-19-1-75	1U Blank-Out Filler Panel, 19 in
BRP-19-2-75	2U Blank-Out Filler Panel, 19 in
BRP-19-3-75	3U Blank-Out Filler Panel, 19 in
BRP-19-4-75	4U Blank-Out Filler Panel, 19 in
BRP-19-5-75	5U Blank-Out Filler Panel, 19 in
CDF-IBU-CVR-6	Cover for CDF-IBU-7-6
CDF-IBU-CVR-10	Cover for CDF-IBU-7-10
CJH-02U	Rear-Mounted Closet Splice Housing designed to utilize the open space behind the 2U jumper management panel (CJP-02U); accepts up to (4) 0.2-in splice trays (Type 2R, 2S or 2M) in 2 rack spaces (3.5 in)
CJH-03U	Rear-Mounted Closet Splice Housing designed to utilize the open space behind the 3U jumper management panel (CJP-03U); accepts up to (8) 0.2-in splice trays (Type 2R, 2S or 2M) in 3 rack spaces (5.25 in)
CDF-HUB-05	Cylindrical Cable Management Hub with steel cable retention spokes; there are typically 4 hubs purchased per IBU

Note: Splice trays and jumper management panels (CJPs) ordered separately.

Corning Cable Systems LLC • PO Box 489 • Hickory, NC 28603-0489 USA
800-743-2675 • FAX: 828-901-5973 • International: +1-828-901-5000 • www.corning.com/cablesystems

Corning Cable Systems reserves the right to improve, enhance and modify the features and specifications of Corning Cable Systems products without prior notification. LANscape is a registered trademark of Corning Cable Systems Brands, Inc. All other trademarks are the properties of their respective owners. Corning Cable Systems is ISO 9001 certified.
© 2005, 2009 Corning Cable Systems. All rights reserved. Published in the USA. LAN-398-EN / April 2009