















LikeShare413 people like this. Sign Up to


THE ON-LINE COMMUNITY



FOR PONTIAC VIBE ENTHUSIASTS



The Online Community for Pontiac Vibe Enthusiasts



Quick linksFAQ

RegisterLogin

Board index < GenVibe Community-gc1 < The Vibe Lounge

Engine Noise Solved!

Post Reply





9 posts • Page 1 of 1

Engine Noise Solved!

by wmdiess » Fri Apr 08, 2016 4:04 pm

Sometimes a blind squirrel finds an acorn.

I've owned a 2006 Vibe for about a month now. I've noticed that there is a "tick" in the engine, not unlike you would hear from a stuck lifter (if the Vibe had mechanical lifters). It bothered me, but I couldn't find anything, so I lived with it.

Today I changed the valve cover gasket. I did this because the coils were soaked in oil when I changed the plugs (great car buy eh).

When I took off the valve cover, I noticed a thin piece of sheet metal directly under the oil fill cap was bent in toward the cam shaft. It was not only bent, it had a scrape in it where the cam had been hitting. My guess is that someone shoved a funnel in the oil fill hole and bent the sheet metal so it came in contact with the cam. All I did was press the sheet metal with my thumb to bend it back and presto, no more ticking!

Bill

“

wmdiess

Posts: 30

Joined: Thu Mar 24, 2016 12:13 pm

Re: Engine Noise Solved!

by ColonelPanic » Sat Apr 09, 2016 10:49 am

Great work and glad it was a simple fix! 😊

I remember hearing about this a few years ago but forgot all about it. Apparently it doesn't take much to bend the baffle.

03 Vibe base. Born 10/14/2002 06:07 AM

Neptune. Auto, Moon & Tunes, power package. 120k mi.

Marcie - 2003 Pontiac Vibe

180 Fuel-ups

driven by ColonelPanic



32.0

Avg MPG

'13 Sonic LT - 1.4L ECOTEC turbo/6A. 58k mi.

'15 Escape SE - 1.6L EcoBoost, FWD. 21k mi. (hers)



37.0

MPG



31.0

MPG



ColonelPanic

Posts: 8161

Joined: Sun Jan 05, 2003 8:48 am

Location: South Central Indiana

Re: Engine Noise Solved!

“

by [Derf](#) » Sat Apr 09, 2016 6:06 pm
P
It's always a great day when its something simple.
While in the area how, did the PCV valve look?

2005 #10,524 Neptune Vibe "Bandit" Auto, Moon & Tunes 202k 😊
1991 Pontiac Bonneville 3.8L "Granny's Whip" 133k



Derf
Posts: [491](#)
Joined: Mon Feb 04, 2013 5:19 pm
Location: NW Ohio
Contact:

Re: Engine Noise Solved!

by [ImUrOBGYN](#) » Sun Apr 10, 2016 8:13 am

Nice catch. You really have to watch for this if you take your car elsewhere for an oil change. I used to get super great deals on oil changes making it really not worth changing my own oil in the RAV. One of the things I always check after an oil change is that little metal guard. They'll jam the oil hose into it so they don't have to hold it but this can obviously cause severe damage. Needless to say, I made sure to point it out and then educate in the least asshole way possible. haha

I spent a lot of money on booze, birds and fast cars. The rest I just squandered. - George Best



ImUrOBGYN
Posts: [348](#)
Joined: Mon Jun 10, 2013 8:23 pm

Re: Engine Noise Solved!

by [wmdiess](#) » Sun Apr 10, 2016 12:03 pm

ColonelPanic wrote:
Apparently it doesn't take much to bend the baffle.

Thanks, I had no idea what it was called. There is a thin sheet metal baffle all the way across the inside top of the valve cover. I'm sure it is there to prevent liquid from being sucked into the PCV valve.

Bill

wmdiess
Posts: [30](#)
Joined: Thu Mar 24, 2016 12:13 pm

Re: Engine Noise Solved!

by [wmdiess](#) » Sun Apr 10, 2016 12:07 pm

Derf wrote:
While in the area how, did the PCV valve look?

I could only blow air through it one way, so I'm going to say it looked good.

Bill

wmdiess
Posts: [30](#)
Joined: Thu Mar 24, 2016 12:13 pm

Re: Engine Noise Solved!

by [Pcktrckt](#) » Sun Sep 18, 2016 6:30 pm

I have a tick on a Corolla xrs 2zz and also noted a scrape on the sheet of metal inside the oil fill cap. Op, when you say you bent it back, is that downward? The tick is pronounced with the oil cap off. Thanks. Just waiting for a cool down to take care of the baffle.

Edit: the tick is louder on the serpentine side and did try to push down on the baffle, but it wouldn't move. Will have to wait until the valve cover is off to adjust it.

Pcktrckt
Posts: [2](#)
Joined: Tue Aug 16, 2016 5:18 pm

Re: Engine Noise Solved!

by lannvouivre » Wed Sep 28, 2016 1:24 pm

Towards the sky. Away from the camshafts.

"If you don't love me at my diddliest, you don't deserve me at my doodliest." - User ktluvscricket of reddit



lannvouivre

Posts: 1573
Joined: Thu Jun 09, 2011 1:00 pm
Location: Texas yay

Re: Engine Noise Solved!

by Tmontague » Wed Sep 28, 2016 5:37 pm

I've had my Vibe for about a month now as well, don't feel bad one of my coil packs had quite a bit of oil on it as well...did the same as you and put in a new valve cover gasket.

I did notice the metal was bent an assumed in to the from a funnel. That said, I never noticed noticed loud ticking or if I did I assumed it to be the typical loud Toyota injectors.

I'll take off the oil cap and pull the metal upwards and see if the sound changes.

Thanks for the tip!

The Fun: Toyota Vios '08 5spd m/t heavily modified
The Family whip: '05 Vibe AWD

Tmontague

Posts: 28
Joined: Sun Sep 11, 2016 5:17 pm
Location: Hamilton ON

Display posts from previous: All posts Sort by Post time Ascending

Post Reply

9 posts • Page 1 of 1

Return to "The Vibe Lounge"

Jump to

WHO IS ONLINE

Users browsing this forum: No registered users and 7 guests

Board index

Contact us The team Delete all board cookies • All times are UTC-08:00