

LikeShare413 people like this. Sign Up to

THE ON-LINE COMMUNITY



FOR PONTIAC VIBE ENTHUSIASTS



genVibe.com



The Online Community for Pontiac Vibe Enthusiasts



Quick linksFAQ

RegisterLogin

Board index

< OEM, Interior, Electronics, and Exterior

< Exterior

Exterior Replacement Bulb Guide

Post Reply





39 posts • Page 1 of 1


Exterior Replacement Bulb Guide

by **ragingfish** » Wed Nov 05, 2003 12:29 pm

List of all replacement bulb sizes for the exterior of the vehicle.

High/Low Beam Headlamp

Part number = 9003 / H4




Parking Light / Front Turn Signal

Part number = 1157A



Rear Turn Signal

Part number = 7440




Tail Light / Tail Brake Light

Part number = 7443




Center High Mounted Stop Light

Part number = 921




Fog/Driving Light


Part number = 9006



License Plate

Part number = 168





ragingfish
Posts: 11022
Joined: Tue Oct 15, 2002 8:23 am



Back Up Light
Part number = 7440



YES!! still visit GenVibe periodically. I have not forgotten about my "original" family over here!

2009 PONTIAC G8
3.6L V6 (256 HP @ 6300 rpm, 248 ft-lbs. @ 2100 rpm)




Re: Exterior Replacement Bulb Guide (ragingfish)

by **damronjr** » Wed Feb 02, 2005 7:34 am



Cool! Thanks a ot. I keep having to go to the Sylvania page to look it up! Now we have pictures and all!



damronjr
Posts: 5179
Joined: Fri Jan 23, 2004 1:30 am

Jason Damron, San Diego, CA, Supercharged 2004 Vibe base - Gone to the wind
[My Vibe pics on Cardomain](#)

2009 Chevrolet HHR SS!



Re: Exterior Replacement Bulb Guide (damronjr)

by **ToolGuy** » Wed Feb 02, 2005 11:03 pm



That 7443 needs to be replaced, even if it still works. It is old and weak...
I replace mine every couple of years so I know they are bright and strong.



ToolGuy
Posts: 3584
Joined: Wed Jul 28, 2004 3:38 am



Re: Exterior Replacement Bulb Guide (MiVibe-ToolGuy)

by **ColonelPanic** » Thu Feb 03, 2005 2:16 am



I thought I was the only one who did that kind of thing... 😊 I've got a habit to replace lights that don't really need replacing, but have been in there for a while and are getting dim. Especially once I see the inside of the bulb's glass start to darken or get that sorta-chrome appearance going on. 😊



ColonelPanic
Posts: 8161
Joined: Sun Jan 05, 2003 8:48 am
Location: South Central Indiana

03 Vibe base. Born 10/14/2002 06:07 AM
Neptune. Auto, Moon & Tunes, power package. 120k mi.

Marcie - 2003 Pontiac Vibe

180 Fuel-ups

driven by ColonelPanic

32.0

Avg MPG

'13 Sonic LT - 1.4L ECOTEC turbo/6A. 58k mi.
'15 Escape SE - 1.6L EcoBoost, FWD. 21k mi. (hers)

Re: Exterior Replacement Bulb Guide (ColonelPanic)

by ToolGuy » Thu Feb 03, 2005 10:25 pm

Quote, originally posted by ColonelPanic Å»

I thought I was the only one who did that kind of thing... 😊 I've got a habit to replace lights that don't really need replacing, but have been in there for a while and are getting dim. Especially once I see the inside of the bulb's glass start to darken or get that sorta-chrome appearance going on. 😊
Ha Ha! Great minds think alike! I suppose it is just a habit since I stare at them in traffic everyday and notice burned out, weak or installed wrong blubs! Well more since I know they do get weak and dim as they age, anything to prevent a collision I suppose.

My pinball machine has over 130 bulbs! 6 and 12 volt. And I changed out everyone when I restored it or "shopped it" out as the pinball world calls it!



ToolGuy

Posts: 3584
Joined: Wed Jul 28, 2004 3:38 am

Re: Exterior Replacement Bulb Guide (ragingfish)

by micheles_bad_vibe » Wed Mar 02, 2005 7:43 am

1

Last edited by micheles_bad_vibe on Wed May 09, 2012 10:34 am, edited 1 time in total.

micheles_bad_vibe

Posts: 418
Joined: Fri May 02, 2003 12:56 pm

Re: Exterior Replacement Bulb Guide (micheles_bad_vibe)

by ragingfish » Wed Mar 02, 2005 7:45 am

Don't get higher wattage ones, you'll burn up your wiring...
But if you can get "brighter" ones with the same wattage ratings, yes, just plug and play!

YES!! still visit GenVibe periodically. I have not forgotten about my "original" family over here!

2009 PONTIAC G8
3.6L V6 (256 HP @ 6300 rpm, 248 ft-lbs. @ 2100 rpm)



ragingfish

Posts: 11022
Joined: Tue Oct 15, 2002 8:23 am

Re: Exterior Replacement Bulb Guide (micheles_bad_vibe)

by damronjr » Wed Mar 02, 2005 7:46 am


Quote, originally posted by micheles_bad_vibe Å»

so if i pull out the headlamps and buy better brighter ones... i should be able to stick new ones in no problem?
cuz if i buy something that doesn't fit/work i REFUSE to take it back

I can vouch that those head, fog, and reverse lights are the right #'s and will fit.

Jason Damron, San Diego, CA, Supercharged 2004 Vibe base - Gone to the wind
[My Vibe pics on Cardomain](#)

2009 Chevrolet HHR SS!



damronjr

Posts: 5179
Joined: Fri Jan 23, 2004 1:30 am



Re: Exterior Replacement Bulb Guide (ragingfish)

by micheles_bad_vibe » Wed Mar 02, 2005 7:55 am

1

Last edited by micheles_bad_vibe on Wed May 09, 2012 10:34 am, edited 1 time in total.

micheles_bad_vibe

Posts: 418
Joined: Fri May 02, 2003 12:56 pm

Re: Exterior Replacement Bulb Guide (micheles_bad_vibe)

by micheles_bad_vibe » Wed Mar 02, 2005 7:56 am

1

Last edited by micheles_bad_vibe on Wed May 09, 2012 10:35 am, edited 1 time in total.

micheles_bad_vibe

Posts: 418
Joined: Fri May 02, 2003 12:56 pm


Re: Exterior Replacement Bulb Guide (micheles_bad_vibe)

by ragingfish » Wed Mar 02, 2005 9:22 am

Headlights: 55 W low beam, 60 W high beam
Fogs: 55 W

YES!! still visit GenVibe periodically. I have not forgotten about my "original" family over here!

2009 PONTIAC G8
3.6L V6 (256 HP @ 6300 rpm, 248 ft-lbs. @ 2100 rpm)



ragingfish

Posts: 11022
Joined: Tue Oct 15, 2002 8:23 am

Re: Exterior Replacement Bulb Guide (ragingfish)

by micheles_bad_vibe » Wed Mar 02, 2005 9:52 am

1

Last edited by micheles_bad_vibe on Wed May 09, 2012 10:35 am, edited 1 time in total.


micheles_bad_vibe

Posts: 418
Joined: Fri May 02, 2003 12:56 pm

by chilliee » Sat Mar 19, 2005 3:30 pm

Hey...great post RAGING FISH!

2004 Neptune Pontiac Vibe
Automatic
Moons & tunes package
Tinted windows




chilliee

Posts: 4
Joined: Wed Jan 19, 2005 12:27 pm

by McVibe » Sun Apr 03, 2005 9:58 am

Anyone know the bulb size for the dome lights on the Vibe. BTW thanks for the info ragingfish, I got some Eurolite Xenon Crystal bulbs and they look sweet.

2004 Vibe Base ☆ Cosmo Racing CAI (Orange) ☆ Eurolite Xenon Headlights, foglights, reverse light, Licence Plate Lights and Dome Lights:star: JVC KD-DV5100 Headunit ☆ 7" Sharp LCD ☆ 2 12" Legacy 500w Subwoofers ☆ 400w Legacy Amp ☆ Custom Bult Sub box ☆ 3 Pillar pod Gauges ☆ Painted Engine Cover ☆ Jom Billet Aluminum Stubby Anntena ☆




McVibe

Posts: 245
Joined: Sat Apr 02, 2005 12:23 pm

by ragingfish » Sun Apr 03, 2005 10:39 am

Look in the interior forum.
<http://forums.genvibe.com/zerothread?id=12225>



ragingfish

Posts: 11022
Joined: Tue Oct 15, 2002 8:23 am

YES!! still visit GenVibe periodically. I have not forgotten about my "original" family over here!

2009 PONTIAC G8
3.6L V6 (256 HP @ 6300 rpm, 248 ft-lbs. @ 2100 rpm)

Re: Sylvania mislabel.

by jIolli » Sat Nov 19, 2005 5:46 am

Hi folks, first time posting here in this forum.
FYI - I looked on Sylvania's website to find the right size headlight bulbs for my 2003 Vibe and saw that it takes 9003.

I'm wanting more light during my long drives on our rural two lane country roads around here, so I purchased a pair of Sylvania's SilverStar bulbs in the 9003 size.

It was only after I got the bulbs home that I discovered that they looked nothing like the OEM bulb that I removed. 😊

I thought the OEM bulb looked very similar to a H4 bulb... and now I've confirmed this by looking at the pics in the first post in this thread.

Sooooooo, I'm posting this to advise let folks that Sylvania has improperly packaged two of their 9004 bulbs in 9003 packaging.

As it's a weekend, I was unable to vent my irritation with Sylvania as their "customer service" phone line gets answered only Mon-Fri.

I'll be returning these mis-labeled bulbs to the AutoZone store (30 miles away) and trading them for a pair of WHATEVER package that contains SilverStar bulbs that look like the H4 bulb in the photo...

Better yet, since the bulb is so easy to remove, I'll bring my old OEM bulb in the store with me and make the match.

jIolli

Posts: 5
Joined: Sat Nov 19, 2005 5:25 am

by jIolli » Fri Dec 02, 2005 8:02 am

Update - got the correct bulbs, replaced the OEMs with the SilverStars and aimed them... now I enjoy night driving again.

jIolli

Posts: 5
Joined: Sat Nov 19, 2005 5:25 am

Re: Sylvania mislabel. (jIolli)

by binary » Fri Dec 09, 2005 2:22 am

Quote, originally posted by jIolli Å»

Better yet, since the bulb is so easy to remove, I'll bring my old OEM bulb in the store with me and make the match.

Must be talking about the passenger side... 😊 or you have small hands.



binary

Posts: 1098
Joined: Wed Jun 08, 2005 5:37 am

by jIolli » Fri Dec 09, 2005 10:13 am

You are correct in that the passenger side is quite easy to get to. But the Driver side is equally accessible... after you remove the battery 😊

jIolli

Posts: 5
Joined: Sat Nov 19, 2005 5:25 am

by josholiver1 » Wed Mar 01, 2006 5:21 am

i saw some lights on Advance Auto parts, if they say "blue" will they look like the ones that some audi and BMW has that

has the white/blue tint and hurt to look at em driving? those are so cool!



josholiver1

Posts: 270
Joined: Fri Feb 17, 2006 12:40 am

by **apacheman85226** » Thu Jun 01, 2006 3:18 pm

Yeah I noticed that too. There was a website that said that both Ford and most GM makers mixed up the Light Bulb numbers with the H4. which kinda doesnt make sense to me because mine arent even 9004's they are 9006HB4's (the fogs)



apacheman85226

Posts: 5
Joined: Thu Jun 01, 2006 3:14 pm

Re: (josholiver1)

by **apacheman85226** » Thu Jun 01, 2006 3:20 pm

Yeah the blues look awesome. I feel kinda crappy because I have not enough cash to replace both, just the one that went out! Would look kinda funky though. one blue one white.



apacheman85226

Posts: 5
Joined: Thu Jun 01, 2006 3:14 pm

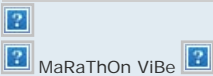
by **MarathonVibe** » Sun Jun 18, 2006 8:39 am

thanks for the great info



MarathonVibe

Posts: 37
Joined: Sat Mar 04, 2006 4:02 am



by **sagekai** » Mon Jan 29, 2007 12:48 pm

I'd like to replace the turn signal bulbs with a clear/white bulb... what size, wattage etc. bulb do i need to buy? any recommended brands or anything? thanks!



sagekai

Posts: 79
Joined: Sat Nov 11, 2006 9:41 am

2003 Vibe Base- Silver Two-Tone, Injen CAI, Sony X-Plod Head Unit, 16" Voxx MG Rims, Tein S-Tech Lowering Springs, Painted Rear Brakes, OEM Exhaust Tip, Custom Rear Seat Back Covers MiVibe-ToolGuy's Fog Lamp Protectors, 111K Miles!

Re: (sagekai)

by **ragingfish** » Mon Jan 29, 2007 12:49 pm

Quote, originally posted by sagekai Å»

I'd like to replace the turn signal bulbs with a clear/white bulb... what size, wattage etc. bulb do i need to buy? any recommended brands or anything? thanks!

umm...did you look at the top of this thread???



ragingfish

Posts: 11022
Joined: Tue Oct 15, 2002 8:23 am

YES!! still visit GenVibe periodically. I have not forgotten about my "original" family over here!

2009 PONTIAC G8
3.6L V6 (256 HP @ 6300 rpm, 248 ft-lbs. @ 2100 rpm)

by **sagekai** » Mon Jan 29, 2007 12:53 pm

please pardon my ignorance here...i see the model number of the old one and this "Headlights: 55 W low beam, 60 W high beam Fogs: 55 W" am I missing something? Again, sorry for being an idiot here.



sagekai

Posts: 79
Joined: Sat Nov 11, 2006 9:41 am

2003 Vibe Base- Silver Two-Tone, Injen CAI, Sony X-Plod Head Unit, 16" Voxx MG Rims, Tein S-Tech Lowering Springs, Painted Rear Brakes, OEM Exhaust Tip, Custom Rear Seat Back Covers MiVibe-ToolGuy's Fog Lamp Protectors, 111K Miles!

Re: Exterior Replacement Bulb Guide (ragingfish)

by ragingfish » Mon Jan 29, 2007 12:59 pm

Quote, originally posted by ragingfish Å»
Parking Light / Front Turn Signal
Part number = 1157A



???

YES!! still visit GenVibe periodically. I have not forgotten about my "original" family over here!

2009 PONTIAC G8
3.6L V6 (256 HP @ 6300 rpm, 248 ft-lbs. @ 2100 rpm)



ragingfish

Posts: 11022
Joined: Tue Oct 15, 2002 8:23 am

by sagekai » Mon Jan 29, 2007 1:03 pm

is that a generic part number or is that just for GM? I'd really rather get it somewhere else cause GM prices are nuts.

2003 Vibe Base- Silver Two-Tone, Injen CAI, Sony X-Plod Head Unit, 16" Voxx MG Rims, Tein S-Tech Lowering Springs, Painted Rear Brakes, OEM Exhaust Tip, Custom Rear Seat Back Covers MiVibe-ToolGuy's Fog Lamp Protectors, 111K Miles!

sagekai

Posts: 79
Joined: Sat Nov 11, 2006 9:41 am

Re: (sagekai)

by ragingfish » Mon Jan 29, 2007 1:05 pm

it is an industry standard size.

YES!! still visit GenVibe periodically. I have not forgotten about my "original" family over here!

2009 PONTIAC G8
3.6L V6 (256 HP @ 6300 rpm, 248 ft-lbs. @ 2100 rpm)



ragingfish

Posts: 11022
Joined: Tue Oct 15, 2002 8:23 am

by sagekai » Mon Jan 29, 2007 1:06 pm

oh ok thank you very much for the help

2003 Vibe Base- Silver Two-Tone, Injen CAI, Sony X-Plod Head Unit, 16" Voxx MG Rims, Tein S-Tech Lowering Springs, Painted Rear Brakes, OEM Exhaust Tip, Custom Rear Seat Back Covers MiVibe-ToolGuy's Fog Lamp Protectors, 111K Miles!

sagekai

Posts: 79
Joined: Sat Nov 11, 2006 9:41 am

Re: Exterior Replacement Bulb Guide (ragingfish)

by THE VIBERATOR » Mon May 05, 2008 10:46 am

Does anybody know if there is a H# for the 9006 (fogs)? I'm ordering xenon foglights and i want to make sure i get the right ones for my vibe.

2003 Vibe Base - Sold
2005 Corolla LE 5 speed
custom short ram air box
6k HID kit

In memoriam of the Vibe, may you rest in peace:

<http://www.cardomain.com/ride/3168634>



THE VIBERATOR

Posts: 281
Joined: Thu Feb 14, 2008 12:27 pm

Re: Exterior Replacement Bulb Guide (THE VIBERATOR)

by O2csnow » Mon May 05, 2008 11:17 am

Quote, originally posted by THE VIBERATOR Å»

Does anybody know if there is a H# for the 9006 (fogs)? I'm ordering xenon foglights and i want to make sure i get the right ones for my vibe.



O2csnow

Posts: 1160

It is also know as a HB4.

Joined: Wed Oct 18, 2006 9:50 am

Bye Bye Vibe.....

Re: Exterior Replacement Bulb Guide (02csnow)

by trasher » Thu Mar 12, 2009 9:49 am

Do someone knows what king of bulbs I need for turn signals on my 2009 vibe ?
I ordered some 1157A silverstar, but it don't fit in my vibe. It looks like the older vibes are different from the new one...
On Sylvania's website they have the wrong type of bulb in their replacement guide...

Black 2009 vibe 2.4L manual

trasher

Posts: 13
Joined: Thu Oct 09, 2008 8:54 am

Re: Exterior Replacement Bulb Guide (trasher)

by Raven » Thu Mar 12, 2009 10:01 am

Quote, originally posted by trasher Å»
Do someone knows what king of bulbs I need for turn signals on my 2009 vibe ?
I ordered some 1157A silverstar, but it don't fit in my vibe. It looks like the older vibes are different from the new one... On Sylvania's website they have the wrong type of bulb in their replacement guide...

Check your owners manual, a bulb chart should be in there.



Raven

Posts: 2922
Joined: Tue Sep 30, 2003 10:58 am
Location: Lac Ste. Marie, Quebec

by trasher » Thu Mar 12, 2009 10:12 am

There's nothing in the manual about turn signal... just front and rear bulbs... a little bit disapointing...

Black 2009 vibe 2.4L manual

trasher

Posts: 13
Joined: Thu Oct 09, 2008 8:54 am

SYLVANIA bulb table

by bikeman1 » Mon Jan 04, 2010 9:24 pm

Here are useful links I found on the Sylvania site compiling bulb numbers for both the 2007 (top) and 2009. This is ragingfish's list but with more detail

- 2007 PONTIAC Vibe
- High & low beam headlamp
- 9003/HB2
- 9003SU Silverstar ULTRA for Ultra Night Vision - The Whitest and Brightest Halogen
- 9003ST Silverstar High Performance Lighting: The Whiter and Brighter Halogen
- 9003EB EcoBright - Your Environmental Choice
- 9003XV XtraVision Halogen - The Brighter Light
- 9003CB Cool Blue Halogen - The Whiter Light

- Parking light
- 1157A
- 1157AST Silverstar Signal Lighting: Complete the Look: Crisp, Clean, Style
- 1157ALL Long Life Upgrade: Up to twice the life of the standard lamp

- Front turn signal
- 1157A
- 1157AST Silverstar Signal Lighting: Complete the Look: Crisp, Clean, Style
- 1157ALL Long Life Upgrade: Up to twice the life of the standard lamp

- Rear turn signal
- 7440
- 7440ST Silverstar Signal Lighting: Complete the Look: Crisp, Clean, Style
- 7440LL Long Life Upgrade: Up to twice the life of the standard lamp

- Tail light
- 7443



bikeman1

Posts: 190
Joined: Wed Jul 01, 2009 3:36 am

Stop light
7443

High mount stop light
921
921ST Silverstar Signal Lighting: Complete the Look: Crisp, Clean, Style
921LL Long Life Upgrade: Up to twice the life of the standard lamp

Fog/Driving light
9006
9006SU Silverstar ULTRA for Ultra Night Vision - The Whitest and Brightest Halogen
9006ST Silverstar High Performance Lighting: The Whiter and Brighter Halogen
9006EB EcoBright - Your Environmental Choice
9006XV XtraVision Halogen - The Brighter Light
9006CB Cool Blue Halogen - The Whiter Light

License plate
168
168LL Long Life Upgrade: Up to twice the life of the standard lamp

Back up light
7440
7440ST Silverstar Signal Lighting: Complete the Look: Crisp, Clean, Style
7440LL Long Life Upgrade: Up to twice the life of the standard lamp

Dome light
DE3175
DE3175LL Long Life Upgrade: Up to twice the life of the standard lamp
7443LL Long Life Upgrade: Up to twice the life of the standard lamp

Step/Courtesy light
DE3175
DE3175LL Long Life Upgrade: Up to twice the life of the standard lamp
7443LL Long Life Upgrade: Up to twice the life of the standard lamp

2009 PONTIAC Vibe
Low beam headlamp
9006
9006SU Silverstar ULTRA for Ultra Night Vision - The Whitest and Brightest Halogen
9006ST Silverstar High Performance Lighting: The Whiter and Brighter Halogen
9006EB EcoBright - Your Environmental Choice
9006XV XtraVision Halogen - The Brighter Light
9006CB Cool Blue Halogen - The Whiter Light

High beam headlamp
9005
9005SU Silverstar ULTRA for Ultra Night Vision - The Whitest and Brightest Halogen
9005ST Silverstar High Performance Lighting: The Whiter and Brighter Halogen
9005EB EcoBright - Your Environmental Choice
9005XV XtraVision Halogen - The Brighter Light
9005CB Cool Blue Halogen - The Whiter Light

Parking light
1157A
1157AST Silverstar Signal Lighting: Complete the Look: Crisp, Clean, Style
1157ALL Long Life Upgrade: Up to twice the life of the standard lamp

Front turn signal
1157A
1157AST Silverstar Signal Lighting: Complete the Look: Crisp, Clean, Style

1157ALL Long Life Upgrade: Up to twice the life of the standard lamp

Rear turn signal
992 (7440A)

Tail light
7443

Stop light
7443

High mount stop light
Assembly

Fog/Driving light
9145
9145ST Silverstar High Performance Lighting: The Whiter and Brighter Halogen
H11
H11ST Silverstar High Performance Lighting: The Whiter and Brighter Halogen
H11XV XtraVision Halogen - The Brighter Light

License plate
168
168LL Long Life Upgrade: Up to twice the life of the standard lamp

Back up light
921
921ST Silverstar Signal Lighting: Complete the Look: Crisp, Clean, Style
921LL Long Life Upgrade: Up to twice the life of the standard lamp

Front sidemarker
1157A
1157AST Silverstar Signal Lighting: Complete the Look: Crisp, Clean, Style
1157ALL Long Life Upgrade: Up to twice the life of the standard lamp

Dome light
DE3175
DE3175LL Long Life Upgrade: Up to twice the life of the standard lamp
7443LL Long Life Upgrade: Up to twice the life of the standard lamp

Step/Courtesy light
DE3175
DE3175LL Long Life Upgrade: Up to twice the life of the standard lamp
7443LL Long Life Upgrade: Up to twice the life of the standard lamp

Trunk/Cargo area
DE3175
DE3175LL Long Life Upgrade: Up to twice the life of the standard lamp
7443LL Long Life Upgrade: Up to twice the life of the standard lamp

Gamma Vibe ==> 2007 Base 5-speed, Neptune
Delta Vibe ==> 2009 Base 2.4L 5-speed, Red Hot Metallic
but still more bikes than Vibes....

Re: Exterior Replacement Bulb Guide (ragingfish)

by rAERRK » Fri Oct 22, 2010 12:01 pm

Quote, originally posted by ragingfish Å»
Headlights: 55 W low beam, 60 W high beam
Fogs: 55 W

so would it be a bad idea to use 100w bulbs in the fogs?



rAERRK
Posts: 610
Joined: Tue Dec 28, 2004 3:34 am



Re: Exterior Replacement Bulb Guide (rAERRK)

by [star_deceiver](#) » Fri Oct 22, 2010 1:55 pm

You might melt something...

Plug the light in, watch it and feel the wires and lenses... see if anything gets too hot...

2016 Ram 3500 4x4 Diesel RCLB Dually w/stick
2012 Chevy Silverado 1500 Cheyenne 4x4 (Traded in - 03/30/16)
2009 Vibe. (Traded in - 12/12/12)



Re: Exterior Replacement Bulb Guide

by [vibenvy](#) » Sat Sep 01, 2012 1:36 pm

Since I have replaced every single light bulb on both our 2009 Vibe GTs, I figured I would post all the correct bulb numbers here because some of the numbers listed in Sylvania's replacement guide are wrong.

2009-2010 Vibe Replacement Bulb Guide

Driving / Fog Lights

Part Number = 9145 / H10

Low Beam Headlights

Part Number = 9006

High Beam Headlights

Part Number = 9005

Front Turn Signals / Parking Lights

Part Number = 3457

Rear Turn Signals

Part Number = 7440

Taillights / Brake Lights

Part Number = 7443

Backup / Reverse Lights

Part Number = 921

License Plate Light

Part Number = 168

Map / Reading Lights

Part Number = 194 (This is for 2009-2010 Vibes that have a sunroof. I'm not sure whether it's the same for 2009-2010 Vibes that do not have a sunroof.)



[star_deceiver](#)

Posts: 5798
Joined: Fri Jun 05, 2009 1:49 pm
Location: Airdrie, AB



[vibenvy](#)

Posts: 6756
Joined: Wed Apr 15, 2009 5:38 am
Location: Sandwich, IL

Center Dome Light
Part Number = DE3175 / 31mm festoon style

Cargo Area / Rear Dome Light
Part Number = DE3175 / 31mm festoon style

2017 GenVibe Meet - Louisville, KY - June 2-4



2009 Liquid Platinum Metallic Vibe GT - 5-Speed Auto – [Garage](#)
2009 Steel Blue Metallic Vibe GT - 5-Speed Auto – [Garage](#)

Display posts from previous: All posts Sort by Post time Ascending

Post Reply

39 posts • Page 1 of 1

Return to “Exterior”

Jump to

WHO IS ONLINE

Users browsing this forum: No registered users and 5 guests

Board index

Contact us The team Delete all board cookies All times are UTC-08:00