















LikeShare413 people like this. Sign Up to


THE ON-LINE COMMUNITY



FOR PONTIAC VIBE ENTHUSIASTS



The Online Community for Pontiac Vibe Enthusiasts



Quick linksFAQ

RegisterLogin

Board index < OEM, Interior, Electronics, and Exterior < Interior

HOW TO: convert spare tire well for REAL jack

Post Reply







15 posts • Page 1 of 1


HOW TO: convert spare tire well for REAL jack


by samsonite » Mon Feb 01, 2016 6:58 pm

The factory jack is dangerous to use. The base on it is SO tiny it's prone to tipping over. Or, if that doesn't happen, the thinly stamped metal will probably fold in on itself. I've seen both situations happen and it's scary.

Anyways, I cut out the factory mount and fabbed up a sheet metal part which I riveted in. It's a 20 gauge sheet of steel I got at Menards. It was hard as hell to bend by hand. I might recommend getting a lighter gauge depending on how light your jack is. I'll stuff some grease rags and tools in there to keep it from moving around while driving. It's not very pretty but it works and it's strong.







samsonite

Posts: 37

Joined: Tue Nov 11, 2014 5:03 pm

Location: Minneapolis

Re: HOW TO: convert spare tire well for REAL jack


by vibrologist » Mon Feb 01, 2016 10:11 pm


Darn good idea. I would use some packaging foam to keep it from moving around.

Vibrologist
'05 Vibe

"It is important to know the difference between 'accurate' and 'precise' even if you are neither!"

<http://forums.genvibe.com/phpBB3/viewtopic.php?f=30&t=43476>





vibrologist

Posts: 1144

Joined: Sat May 10, 2014 8:24 am


Location: Iowa


Re: HOW TO: convert spare tire well for REAL jack

by BenWA » Tue Feb 02, 2016 1:01 pm

Good idea, although I'd rather just stash it on the back seat floor board on the passenger side (for safer access on the side of the road) than pay for the materials and taking the time to hack the OEM insert. However, I almost never have back seat passengers so it's completely unused space. Stowing it in a black duffle bag (since I have dark interior) to hide it would work to prevent a meth addict smash and grab over a \$20 trolley jack.

2003 Vibe Base A/T





BenWA

Posts: 357

Joined: Thu Dec 17, 2015 5:44 pm



Re: HOW TO: convert spare tire well for REAL jack

by tpollauf » Tue Feb 02, 2016 7:35 pm

Nice work 😊 I agree with some of the "cheezy" jacks that come with new cars nowadays 🙄 Looks more like Aluminum instead of steel. Either way ... nice!



"everything is modifiable"



tpollauf
Posts: 2950
Joined: Wed Jan 20, 2010 11:37 am
Location: Toledo/Oregon, Port Clinton Ohio
Contact:

Re: HOW TO: convert spare tire well for REAL jack

by sideshowalan » Wed Feb 03, 2016 5:37 am

Looks nice.
This is way better then carrying a jack around on the floorboard. If it's in the passenger area, any kind of accident means you now have a 50# metal projectile flying through the car.

2008 Pontiac Vibe
2008 Toyota Sienna XLE
(Former 2003 5-speed Vibe owner)



sideshowalan
Posts: 423
Joined: Thu Jun 11, 2009 10:27 am

Re: HOW TO: convert spare tire well for REAL jack

by BenWA » Wed Feb 03, 2016 8:37 pm

“ sideshowalan wrote:
Looks nice.
This is way better then carrying a jack around on the floorboard. If it's in the passenger area, any kind of accident means you now have a 50# metal projectile flying through the car.

That's quite true.

2003 Vibe Base A/T



BenWA
Posts: 357
Joined: Thu Dec 17, 2015 5:44 pm

Re: HOW TO: convert spare tire well for REAL jack

by thebarber » Thu Feb 04, 2016 7:59 am

i like this idea



thebarber
Posts: 1160
Joined: Mon Aug 30, 2004 5:01 am
Location: kitchener, ontario

Re: HOW TO: convert spare tire well for REAL jack

by Iannvouivre » Fri Feb 05, 2016 6:01 am

I have carpet padding in the back and just tossed the whole thingimabobber out to fit mine. Alas, the cover doesn't clear



the jack entirely.

"If you don't love me at my diddliest, you don't deserve me at my doodliest." - User ktluvscrocket of reddit



lannvouivre

Posts: 1573
Joined: Thu Jun 09, 2011 1:00 pm
Location: Texas yay

Re: HOW TO: convert spare tire well for REAL jack

by ImUrOBGYN » Fri Feb 05, 2016 8:29 am

Who needs a jack? Do you even lift, bro?



I spent a lot of money on booze, birds and fast cars. The rest I just squandered. - George Best



ImUrOBGYN

Posts: 348
Joined: Mon Jun 10, 2013 8:23 pm

Re: HOW TO: convert spare tire well for REAL jack

by bigdoug » Wed Aug 10, 2016 12:31 pm

Ah. A thread from earlier this year and the images already don't work. I could imagine a thread 5+ years old, but...

Would love to figure out how to store my actual floor jack in the car without it sliding around.

2004 Gray Vibe Base

bigdoug

Posts: 32
Joined: Thu Jul 21, 2016 5:36 pm
Location: Detroit Area, Michigan

Re: HOW TO: convert spare tire well for REAL jack

by BenWA » Sat Nov 19, 2016 5:45 pm

bigdoug wrote:

Ah. A thread from earlier this year and the images already don't work. I could imagine a thread 5+ years old, but...

Would love to figure out how to store my actual floor jack in the car without it sliding around.

From memory, the pictures showed the passenger side of the tool liner in the spare tire well was cut out and some sheet metal was put in, big enough to fit a small, 2-ton floor jack (aka: trolley jack). Sealed up around the edges with caulking.

I'll be stowing my floor jack & stands in my hitch cargo box when I hit he road next month. I got this cheap but nice set (\$36 on sale again right now, plus you earn \$10 in points!) [http://www.kmart.com/ac-delco-2-ton-flo ... 244419001P](http://www.kmart.com/ac-delco-2-ton-flo...244419001P)

I've used the jack quite a bit and it works as good as you'd expect. The stands are about the same quality as Harbor Freight stuff. They are probably the same exact product, in fact; just painted a different color.

But anyway, I could never be able to bring myself to cut up the factory tool caddy unless I had a spare one.

2003 Vibe Base A/T



BenWA

Posts: 357
Joined: Thu Dec 17, 2015 5:44 pm

Re: HOW TO: convert spare tire well for REAL jack

by Owim » Sun Nov 20, 2016 9:24 am

BenWA wrote:

“

Owim

Posts: 43
Joined: Mon Apr 28, 2014 3:57 pm

bigdoug wrote:
Ah. A thread from earlier this year and the images already don't work. I could imagine a thread 5+ years old, but...

Would love to figure out how to store my actual floor jack in the car without it sliding around.

From memory, the pictures showed the passenger side of the tool liner in the spare tire well was cut out and some sheet metal was put in, big enough to fit a small, 2-ton floor jack (aka: trolley jack). Sealed up around the edges with caulking.

I'll be stowing my floor jack & stands in my hitch cargo box when I hit the road next month. I got this cheap but nice set (\$36 on sale again right now, plus you earn \$10 in points!) <http://www.kmart.com/ac-delco-2-ton-flo...244419001P>

I've used the jack quite a bit and it works as good as you'd expect. The stands are about the same quality as Harbor Freight stuff. They are probably the same exact product, in fact; just painted a different color.

But anyway, I could never be able to bring myself to cut up the factory tool caddy unless I had a spare one.

I use that same set, I don't keep the stands in the car but I too took out the stuff on the passenger side of the spare tire and that jack fits there nicely. I put a towel under it to keep it from banging up the metal. I didn't have to break anything to take out that plastic stuff next to the tire it either was either held down by a bolt or popped out, can't remember but I could put the plastic junk back in it I needed to

2009 2.4 AWD

Re: HOW TO: convert spare tire well for REAL jack

by ImUrOBGYN » Wed Nov 23, 2016 10:42 am

bigdoug wrote:
Ah. A thread from earlier this year and the images already don't work. I could imagine a thread 5+ years old, but...

Would love to figure out how to store my actual floor jack in the car without it sliding around.



ImUrOBGYN
Posts: 348
Joined: Mon Jun 10, 2013 8:23 pm

I was just musing to myself how my pic, which contributed little to nothing haha, was still showing but not the actual topic pics.

@BenWA
And that's a crazy little cheap jack/jackstands combo. Don't know if I'd trust it for anything larger than the Vibe, but should work fine there and as you mentioned, far better than the stock scissor jack. Which I've had fail on me on two separate occasions (not the Vibe's, but two other one's in the past). GL on your trip, btw!

I spent a lot of money on booze, birds and fast cars. The rest I just squandered. - George Best



Re: HOW TO: convert spare tire well for REAL jack

by BenWA » Wed Nov 23, 2016 4:55 pm

ImUrOBGYN wrote:
And that's a crazy little cheap jack/jackstands combo. Don't know if I'd trust it for anything larger than the Vibe, but should work fine there and as you mentioned, far better than the stock scissor jack. Which I've had fail on me on two separate occasions (not the Vibe's, but two other one's in the past). GL on your trip, btw!

BenWA
Posts: 357
Joined: Thu Dec 17, 2015 5:44 pm

It's pretty good quality actually, for the price.

I bought it for the Geo Metro (the 4 door hatchback one) I had before my Vibe. I used it on the Vibe to rotate the tires once and it lifted it (one corner at a time, on pavement) without a problem. It's a typical 2 ton trolley jack meant for small cars.

I used the OEM scissor jack on a 91 Corolla a number of times and it was adequate. However I always was able to use it on a level, paved surface. I bought the HFT scissor jack for the Geo Metro, a while before I got the jack/stands combo, and it worked very well. It's a bit heftier than small car OEM scissor jacks, though. It lifted the Geo Metro without any strain at all and was very stable. But again, I used it on a level, paved surface.

2003 Vibe Base A/T



Re: HOW TO: convert spare tire well for REAL jack

by bigdoug » Fri Nov 25, 2016 5:26 pm

I've had an AC Delco jack for over 10 years I'd say. That's what I'm looking to hide somewhere in the cargo area (Right now it's bungied to the left wall).



bigdoug

Posts: 32
Joined: Thu Jul 21, 2016 5:36 pm
Location: Detroit Area, Michigan

2004 Gray Vibe Base

Display posts from previous: All posts Sort by Post time Ascending

Post Reply



15 posts • Page 1 of 1

Return to "Interior"

Jump to

WHO IS ONLINE

Users browsing this forum: No registered users and 2 guests

Board index

Contact us The team Delete all board cookies All times are UTC-08:00