

Like

Share

413 people like this.

Sign Up to

THE ON-LINE COMMUNITY



FOR PONTIAC VIBE ENTHUSIASTS




genVibe.com



The Online Community for Pontiac Vibe Enthusiasts



Quick links  FAQ

 Register  Login

 [Board index](#) < [Maintenance and Care](#) < [Maintenance Bay](#)

Passenger Compartment Air Filter Changing Schedule

Post Reply 



12 posts • Page 1 of 1


Passenger Compartment Air **Filter** Changing Schedule

by [Charlievibe](#) » Tue Jan 06, 2004 1:53 am

I did a search on the passenger compartment air filters to see if anyone has given a time frame as to how often they **change** the filters, and I didn't see anything. So here is my question...I hit 6K a month back and when I took my car into the dealer to have the **filter** changed, I was told that I could go until 12K before changing it. I drive mainly in the city, but I live in new construction and drive through an area where they are bring an interstate in. Should I be changing the **filter** prior to 12K? I know that the owners manual says 6K, but the dealer is saying something else.

What do you all think? Something is telling me I need to be changing the **filter**.

Thanks.

Just because you see Charlie doesn't mean I am a he....sometimes Charlie can be a she!!!! 



Charlievibe

Posts: 577

Joined: Tue Sep 02, 2003 1:13 am

Re: Passenger Compartment Air **Filter** Changing Schedule (Charlievibe)

by [ragingfish](#) » Tue Jan 06, 2004 1:59 am

Well, first thing you should know is that passenger **cabin** air **filter** replacement is OPTIONAL, not mandatory. The manual states you can operate the system with no **filter** installed if you choose. That aside, there is no real set schedule on when to **change** it. Your best bet is to just take a look at the **filter** yourself and gauge if it needs to be replaced.

To do that, just open the glovebox. Pull gently on it until the bottom of it releases from the hinge. Slide the entire box upward until the box slides out of the notches. Now if you look behind the box, you'll see two tabs you have to push down on. See here:



If you read the manual, it says push UP those clips, when in fact, you have to push them down. Anyway, fold down the door, and you'll see your **filter**. Note how it's installed, and pull it out. Take a look at it. If it looks filthy, get a new one. Be ready to shell out some bucks. Cost most people around \$31 to replace that.



ragingfish

Posts: 11022

Joined: Tue Oct 15, 2002 8:23 am

If not, just slide it back in and close the door. To reinstall the glove box, slide the stoppers in through the notches on the side of the opening. Then just snap the door back onto it's hinge, and you're good to go.

If you opt not to **change** the **filter**, but it's still clogged, just remove it and close the **filter** door, without anything in it.

YES!! still visit GenVibe periodically. I have not forgotten about my "original" family over here!

2009 PONTIAC G8
3.6L V6 (256 HP @ 6300 rpm, 248 ft-lbs. @ 2100 rpm)




Re: Passenger Compartment Air **Filter** Changing Schedule (ragingfish)

by **Charlievibe** » Tue Jan 06, 2004 2:02 am

This is very helpful, thank you. And, \$31 is the price my dealer quoted to me for the part, so I am glad to see they weren't lying.

Thanks again!! 😊

Just because you see Charlie doesn't mean I am a he....sometimes Charlie can be a she!!!! 



Charlievibe

Posts: 577
Joined: Tue Sep 02, 2003 1:13 am



Re: Passenger Compartment Air **Filter** Changing Schedule (Charlievibe)

by **joatmon** » Tue Jan 06, 2004 2:17 am

The 2004 owners manual lists the task as every 15,000 miles.

I have 33K on mine, and the original **filter**. I check it periodically, but it is not dirty enough to warrant spending the money to replace it, since it is still serviceable.

The **cabin** air **filter** filters out dust and such from the outside air, so that the air coming out of your air vents inside the car. It has nothing to do with the engine, and the owners manual even says that you can run with the **filter** removed.

Quote, originally posted by "2004 Vibe owners manual page 3-24" Å»

If you choose not to replace the air **filter** after removing it, using your vehicle without a **filter** won't cause damage

So, not sure where the 6,000 or 12,000 mile numbers came from, but the good news is that the dealer you took it to was honest and saved you some \$\$\$\$. They get a couple credibility points for that. 🙌

The service schedule calls for engine air **filter** inspection at 6K and 12K, and that is much more critical than the **cabin** air **filter**. If you have the stock intake, remember that the air flow is up from the bottom, so if you open up the engine air **filter** compartment to check the **filter**, the dirty side will be the bottom, so you have to pull the **filter** out to check it.



joatmon

Posts: 8843
Joined: Fri Mar 21, 2003 5:19 am
Location: SMC MD
Contact:



Re: Passenger Compartment Air **Filter** Changing Schedule (joatmon)

by **Charlievibe** » Tue Jan 06, 2004 10:28 pm

Quote, originally posted by joatmon Å»

The service schedule calls for engine air **filter** inspection at 6K and 12K, and that is much more critical than the **cabin** air **filter**. If you have the stock intake, remember that the air flow is up from the bottom, so if you open up the engine air **filter** compartment to check the **filter**, the dirty side will be the bottom, so you have to pull the **filter** out to check it.


You know, I wonder if I confused the engine air **filter** inspection with the **cabin** **filter** inspection, I bet I did. Thanks for pointing that out.



Charlievibe

Posts: 577
Joined: Tue Sep 02, 2003 1:13 am

The dealership I go to is great. They have never stiffed me for anything and have given me dealer costs on after market installations. And, what makes this so cool to me is this ins't the dealership I bought the car from. The dealer I bought the car from has a bunch of a-holes in their service department. When I owned my Grand Am, the other dealer tried to tell me my fuel system needed to be flushed and it would cost me \$400. I took it to another group, who was recommended by my current dealer, who said the system didn't need to be flushed, but they would do it anyway, for free. I have warm fuzzies for my current service dealership

Just because you see Charlie doesn't mean I am a he....sometimes Charlie can be a she!!!! 

Re: Passenger Compartment Air Filter Changing Schedule (Charlievibe)

by drunkenmaxx » Wed Jan 07, 2004 12:39 am

i'm sure the mileage reccomendation is a ploy to get you to shell some cheddar to the dealer. what if you don't use the vent system for that entire 12k miles? obviously, you don't need to change it then. i doubt i will ever change mine, no other car i've had even had one, so what do i care? if i was going to change it, i would go by visual inspection for a guide as to when...

chew aura pizza cheat main
"the world in my hands, there's noone left to hear you scream, noone's there for you"



drunkenmaxx

Posts: 6300
Joined: Mon Jul 21, 2003 6:19 am

Re: Passenger Compartment Air Filter Changing Schedule (drunkenvibe)

by Raven » Wed Jan 07, 2004 1:19 am

If you are never going to change it, it would be wise to remove it. They usually get plugged to the point of restricting air flow in 2-3 years. I have a double filter on my '99 GMC and I find it pretty dirty after a year; butterflies, bees, leaves, you name it.



Raven

Posts: 2922
Joined: Tue Sep 30, 2003 10:58 am
Location: Lac Ste. Marie, Quebec

Re: Passenger Compartment Air Filter Changing Schedule (Sunny)

by ragingfish » Wed Jan 07, 2004 3:29 am

Quote, originally posted by Sunny Å»

If you are never going to change it, it would be wise to remove it. They usually get plugged to the point of restricting air flow in 2-3 years. I have a double filter on my '99 GMC and I find it pretty dirty after a year; butterflies, bees, leaves, you name it.

I did so much dusty driving this summer (thank you Indiana) that mine ended up getting replaced just after the 1 year mark.



ragingfish

Posts: 11022
Joined: Tue Oct 15, 2002 8:23 am

YES!! still visit GenVibe periodically. I have not forgotten about my "original" family over here!

2009 PONTIAC G8
3.6L V6 (256 HP @ 6300 rpm, 248 ft-lbs. @ 2100 rpm)

by Caretaker » Wed Jan 07, 2004 5:05 am

Charlievibe: please don't waste your money. Go to Lowe's or Home Depot and buy a 3 pack of Dirt Demon high performance pleated furnace air filters. I got the 20x20x1 size. Simply take out your filter and cut yourself a new one. For well under \$10, you have a couple of year's worth of air filters. I recommend replacing them every 4 months. This is what I have done, and it is amazing how much dirt, grime, and leaves are in the filter after 4 months. Please be careful on removing the 2 plastic clips. I have already broken one of them, lifting them in the wrong direction. If both clips break, you can always use duct tape to fasten the door closed. No big deal really. Please don't waste your money on the dealer's filter, nor the time and expense to replace it. Best wishes.

Live it up: There will be plenty of time to be old when you die.

** 2009 Vibe: 1.8 liter automatic **
** 2010 Elantra Touring **
** 2007 Honda Fit Sport **



Caretaker


Posts: 1316
Joined: Sun Dec 14, 2003 4:11 am

Re: (maxx4me)

by [Charlievibe](#) » Thu Jan 08, 2004 3:02 am

Maxx,
This is great information, thank you. I will be stopping by Lowe's Saturday for some home air filters and will get some of the filters you have recommended. Then I will go home and give it a shot.

Thanks again.

Just because you see Charlie doesn't mean I am a he....sometimes Charlie can be a she!!!! 



Charlievibe
Posts: 577
Joined: Tue Sep 02, 2003 1:13 am

Re: (maxx4me)

by [sylvainber](#) » Fri Jan 09, 2004 2:41 am


do you re-frame the furnace **filter** panels you cut out? usually the frame helps the **filter** fit snug in the opeining so that air won't simply bypass the **filter** around the perimeter of the opening.
i like your idea. if it works for the furnace, why not in the car.

does anyone know if the strength of the blower may have an effect on the suitability of this substitute? (my furnace has a bigger blower than my car 😊)

thanks

sylvain

Salsa 2-tone Base
cargo nets, liner and seatback storage

The best thing about having my previous car totaled in an accident is that i got a Vibe to replace it 



sylvainber
Posts: 94
Joined: Sun Jan 04, 2004 2:21 am

by [Caretaker](#) » Fri Jan 09, 2004 4:46 am

Nope, I just place the old one over the new one, and snip with scissors. Therefore, two sides are not framed. At the size of the **filter** (20x20x1), you get 4 Vibe filters per funace **filter**. Factor in that there are 3 in a pack at Lowe's/Home Depot, that's 12 Vibe filters in all for under \$10. Again, I replace my Vibe **filter** 3 times a year. That means I have enough filters for 4 years. While I'm sure some particles get around the areas where there are no cardboard frames, I figure at the frequency that I am changing the **filter**, I'm probably no better/worse off than the OEM in terms of performance; but I am puting a lot of savings towards my annual red wine consumption 😊😊😊

Live it up: There will be plenty of time to be old when you die.

- ** 2009 Vibe: 1.8 liter automatic **
- ** 2010 Elantra Touring **
- ** 2007 Honda Fit Sport **



Caretaker
Posts: 1316
Joined: Sun Dec 14, 2003 4:11 am

Display posts from previous: All posts Sort by Post time Ascending

Post Reply



12 posts • Page 1 of 1




Return to "Maintenance Bay"

Jump to

WHO IS ONLINE

Users browsing this forum: No registered users and 8 guests

 [Board index](#)

 [Contact us](#)  [The team](#)  [Delete all board cookies](#) • All times are UTC-08:00