

**JAN
21-27**

**“We Have Found
the Messiah”**



Object Lesson: Grab some dominoes to do this great object lesson on missionary work!



Object Lesson: This object lesson is about kindness but could easily be adapted for missionary work!


Day 1: John 1



Object Lesson:

Put the picture in a box or bag. Tell your family that there is something really great inside the bag. Ask them if they believe you. Invite one family member to look in the bag so he can tell the rest of the family

that yes, there is something really great inside the bag! Do they believe the two of you now? Pull the picture out and prove to them that you do have something pretty special. Have a short discussion on what it means to be a “witness” and why witnesses are important. Let the little ones color the picture while you read John 1 together as a family.




Truths of Jesus Christ:

As you are reading John 1, have your family listen for truths of Jesus Christ. If someone hears one, they can write it down in a box. Hang this up somewhere where your family can see it throughout the week!



For older children and adults, write your testimony of Jesus Christ on the scripture inserts. Put it in your own scriptures to refer back to or put it in a Book of Mormon to share with a nonmember friend or neighbor.



Role Play:

Help your family be missionaries! Take turns role playing the questions on the cards. Discuss how the people that you read about today were missionaries and invited others to “come and see.” How can we invite others to “come and see”?

Day 2: Jesus is the Light of the world

Summarize the story of Sailor in the talk “Choose to Believe” by Elder L. Whitney Clayton.

Read John 1:4-10

Discuss how Jesus is the Light of your lives.

How can you be a light to others?

Day 3: Who was John?


Discuss with your family who John was. Children love knowing that he is still on the earth today! You could read together “John” in the Bible Dictionary.

There are several scriptures listed in the Bible Dictionary where John is mentioned. Invite each member to choose one of these scriptures to look up and teach the rest of the family. As we read these scriptures, we can truly see the love Jesus has for John.

(Make sure your children know that John and John the Baptist are 2 different people.)

Day 4: Plan of Salvation

Read Joseph Smith Translation, John 1: 1-5. Why is it important to know about Jesus’ premortal work?



Teach your family about the Plan of Salvation.



(Use the blank diagram for teenagers and older children to fill in themselves as you talk about each step.)

You can cut out the pieces or use them as they are. Use the images of the families to show them going throughout the diagram. It’s important for little children to know they will be with their families.

Day 5: John 1:12

Follow along in the manual under “What does it mean to ‘become the sons of God?’”



If you have sons, give each one a copy of this poster or hand-out. Hang one up in their room or bathroom to remind them to become a son of God!

Day 6: John 1:18

Follow along in the manual under “Has anyone seen God?”

Assign each family one of the scriptures listed in this section. Make a list of the people who saw God the Father.

Why is it important to know this? What do we learn about Heavenly Father and Jesus from these visions?



Preach My Gospel: If you need additional help teaching the Plan of Salvation, study this chapter first and be ready to answer questions.

Day 7: John 1:19-23

Follow along in the manual under “Who is Elias, and who is ‘that prophet?’”

COME AND SEE

St. John 1



COME AND SEE

St. John 1



TRUTHS

of Jesus Christ

A 3x3 grid of nine rounded rectangular boxes for writing. Each box is outlined with a decorative border consisting of small hearts and circles. The boxes are arranged in three rows and three columns, providing a structured space for notes or reflections.

TRUTHS

of Jesus Christ

A 3x3 grid of nine rounded rectangular boxes for writing. Each box has a decorative border: the top and bottom edges are made of small circles, and the left and right edges are made of small hearts.





**What is a
prophet
and what
does he
say?**

**Why don't
you drink
coffee or
smoke?**

**What
happens
when I
die?**

**How do
you
pray?**

**Why do you
read the
scriptures?**

**Why do
you not
say bad
words?**

**Who is
Jesus?**

**Why do
you go to
church?**

**Does
God
know
me?**

**My Dad
died last
year, will I
see him
again?**

**Are you
Christian?**

**Why are
we here
on the
Earth?**

**Where
did we
come
from?**

**Why do you
not want to
be called
Mormons?**

**How can
I be
happy?**

**What is
the
temple?**

**What is the
sacrament?**

**Why do
you not go
shopping
on Sunday?**

The Plan of Salvation



THE VEIL

THE FALL




DEATH


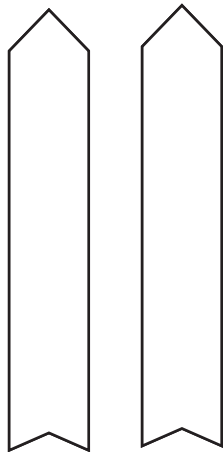


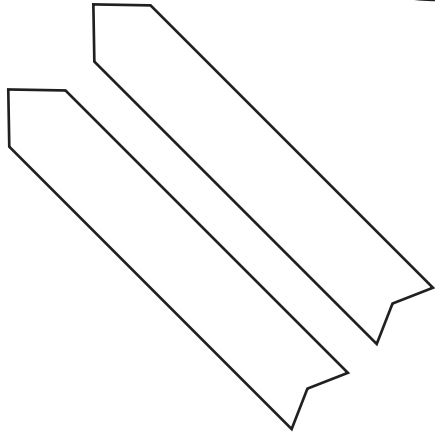





RESURRECTION


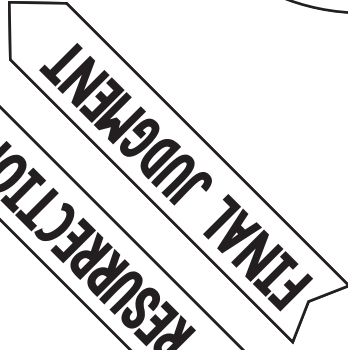
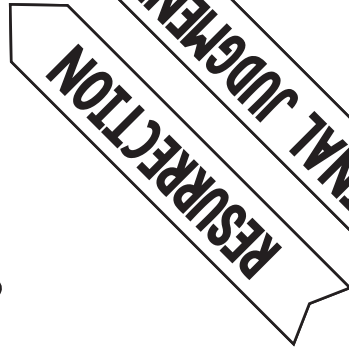

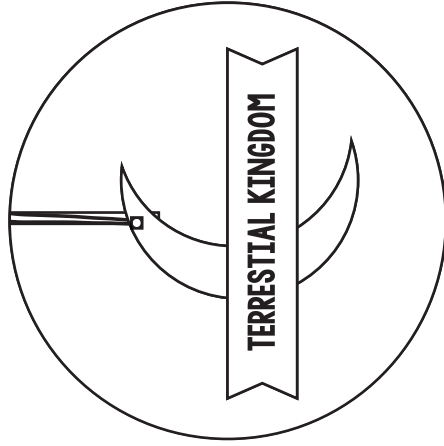
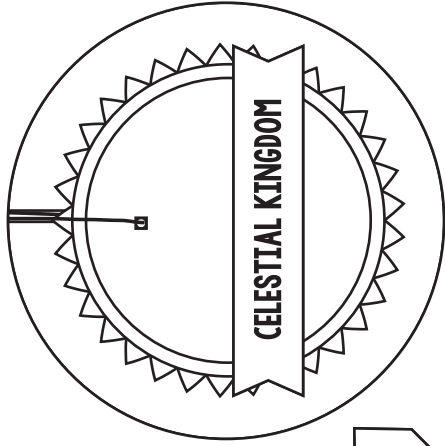
FINAL JUDGMENT




The Plan of Salvation





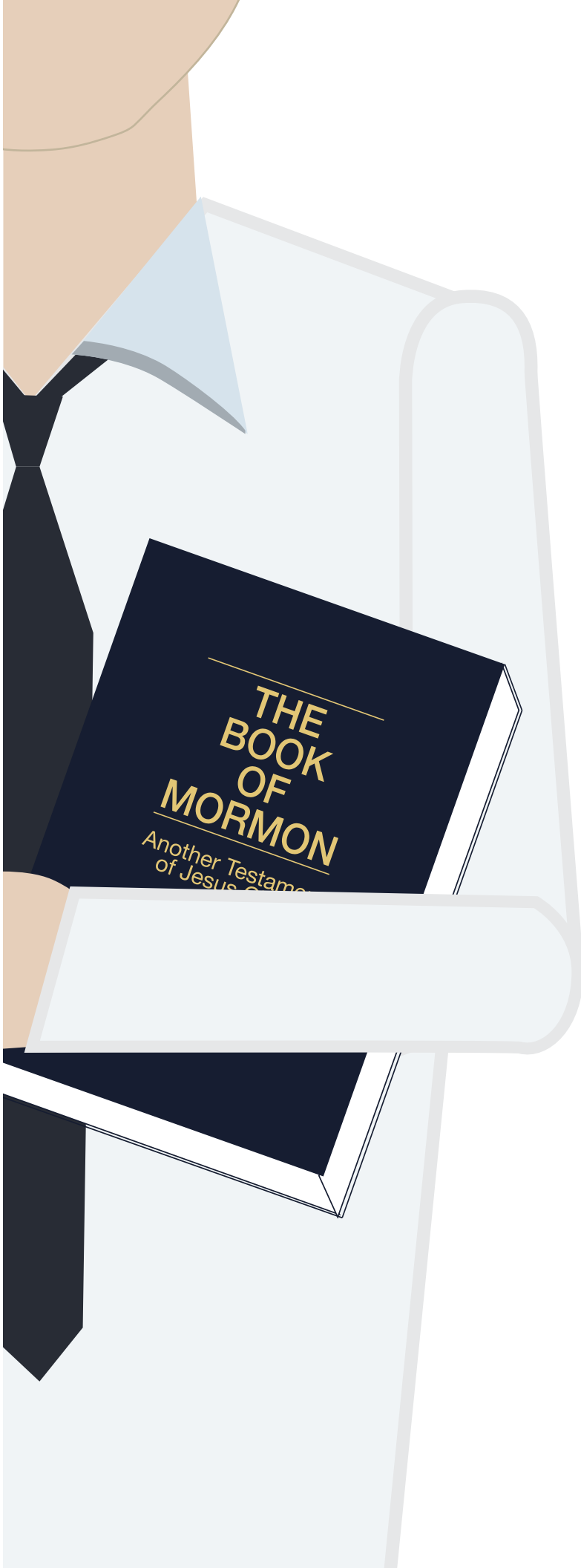
The Plan of Salvation











GOD

**NEEDS
BRAVE**

SONS

HENRY B. EYRING

**GOD
NEEDS
BRAVE
SONS**
HENRY B. EYRING



**GOD
NEEDS
BRAVE
SONS**
HENRY B. EYRING



GOD

NEEDS

BRAVE

SONS

HENRY B. EYRING




GOD
NEEDS
BRAVE
DAUGHTERS

**GOD
NEEDS
BRAVE
DAUGHTERS**



**GOD
NEEDS
BRAVE
DAUGHTERS**






GOD

NEEDS

BRAVE

SONS

HENRY B. EYRING



GOD

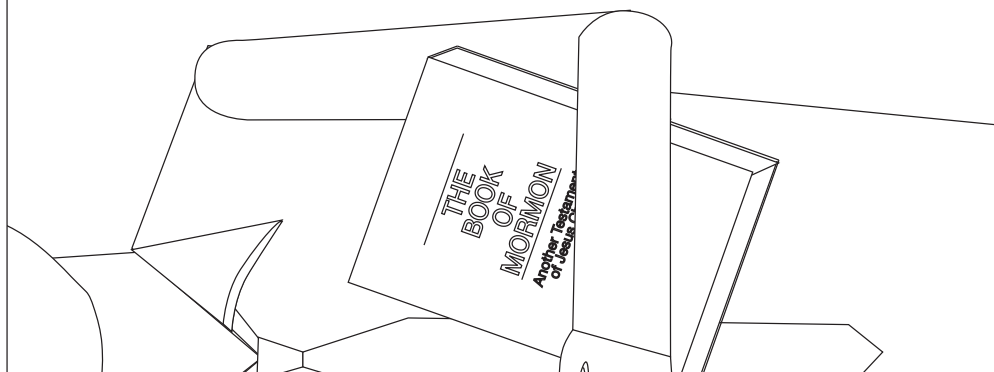
NEEDS

BRAVE

DAUGHTERS

GOD
NEEDS
BRAVE
SONS

HENRY B. EYRING



GOD
NEEDS
BRAVE
SONS

HENRY B. EYRING

