

Name _____





















Date _____



PICTURE GRAPHS 1C - TRAVEL TO SCHOOL

This is how the children came to school on a Monday.

Each symbol shows how one child got to school.

Walk							
Car							
Bike							
Bus							

1) How many children walked to school? _____

2) How many children can by bike? _____

3) How many children came by car? _____

4) How many children can on the school bus? _____

5) How many children did not walk? _____

6) How did most children come to school that day? _____



PICTURE GRAPHS 1C - TRAVEL TO SCHOOL ANSWERS

- 1) How many children walked to school? 7
- 2) How many children can by bike? 4
- 3) How many children came by car? 6
- 4) How many children can on the school bus? 3
- 5) How many children did not walk? 13
- 6) How did most children come to school that day? walk