

Name _____




























Date _____



SCALED PICTURE GRAPHS 3B - AT THE PIE SHOP

A pie shop sells a range of different pies. Here are the sales figures for the number of pies sold for each day in a week.

Each  represents 20 pies.

Monday							
Tuesday							
Wednesday							
Thursday							
Friday							
Saturday							

- How many pies were sold on Thursday? _____
- Which day were the most pies sold? _____
How many pies were sold on that day? _____
- How many more pies were sold on Tuesday than Wednesday? _____
- There were more pies sold on the last two days than the first four days. True or false? _____
- How many pies were sold in total that week? _____
- Draw a bar graph for the number of pies sold that week.

Name




























Date



SCALED PICTURE GRAPHS 3B - AT THE PIE SHOP ANSWERS

A pie shop sells a range of different pies. Here are the sales figures for the number of pies sold for each day in a week.

Each  represents 20 pies.

Monday							
Tuesday							
Wednesday							
Thursday							
Friday							
Saturday							

- 1) How many pies were sold on Thursday? 80
- 2) Which day were the most pies sold? Saturday
How many pies were sold on that day? 140
- 3) How many more pies were sold on Tuesday than Wednesday? 60
- 4) There were more pies sold on the last two days than the first four days. True or false? False
- 5) How many pies were sold in total that week? 540
- 6) Draw a bar graph for the number of pies sold that week.