

Name

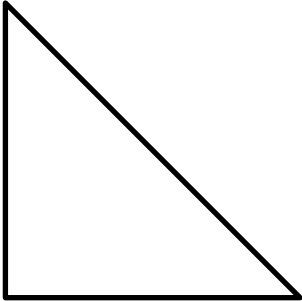

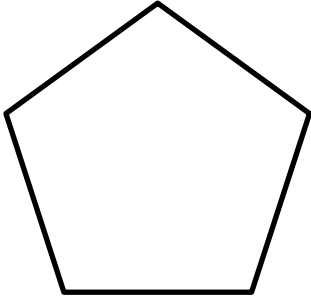

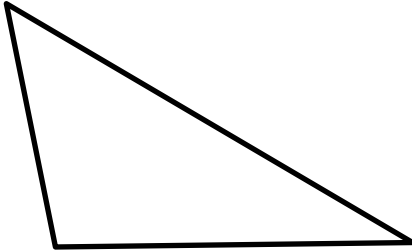

Date



2D SHAPE PROPERTIES SHEET 4

For each of the shapes below,

- draw the lines of symmetry in each shape;
- name each shape.

		
Sides: Lines of symmetry: Name of shape	Sides: Lines of symmetry: Name of shape	Sides: Lines of symmetry: Name of shape
		
Sides: Lines of symmetry: Name of shape	Sides: Lines of symmetry: Name of shape	Sides: Lines of symmetry: Name of shape

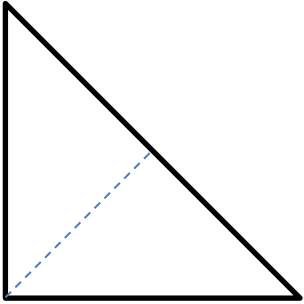

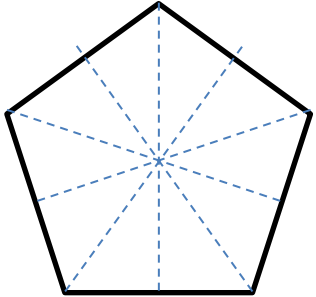
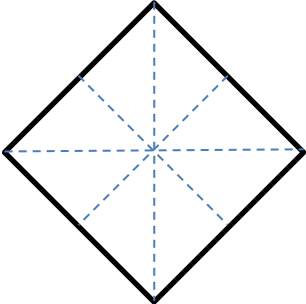
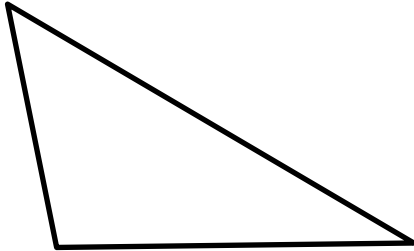
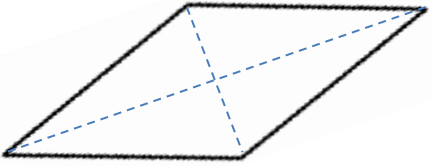


Name

Date



2D SHAPE PROPERTIES SHEET 4 ANSWERS

		
Sides: 3 Lines of symmetry: 1 Name of shape right triangle	Sides: 4 Lines of symmetry: 0 Name of shape parallelogram	Sides: 5 Lines of symmetry: 5 Name of shape pentagon
		
Sides: 4 Lines of symmetry: 4 Name of shape square	Sides: 3 Lines of symmetry: 0 Name of shape (scalene) triangle	Sides: 4 Lines of symmetry: 2 Name of shape rhombus