



CHRISTMAS TREE COVER UP!

Age Range: 1st Grade +

Number of players: 1+

Learning: add, subtract, multiply and divide with numbers up to 6

You will need:

- 2 Dice
- Some Counters (one color per player)

Instructions:


- Each player has their own Christmas tree to complete.
- Take turns to throw the dice.
- Use the numbers on the dice and your +, -, x and \div skills to make the numbers on one of the uncovered part of the tree. Example, if you roll a 1 and a 4, you could make 5 ($4+1$), a 3 ($4-1$), or a 4 (4×1).
- Cover the Christmas tree decoration number with one of your counters.
- Tell your partner the calculation you used so that they can check it works!
- If you can't make a number on one of the uncovered tree decoration numbers, or your calculations is wrong, you give the dice to the next player.
- The game finishes when one player finishes covering up their Christmas tree.

Variations:

- Play the game with more players by printing off more game sheets.
- Each player can complete any part of any tree which is unfilled. When the last counter is placed, the winner is the player with the most counters on the trees.


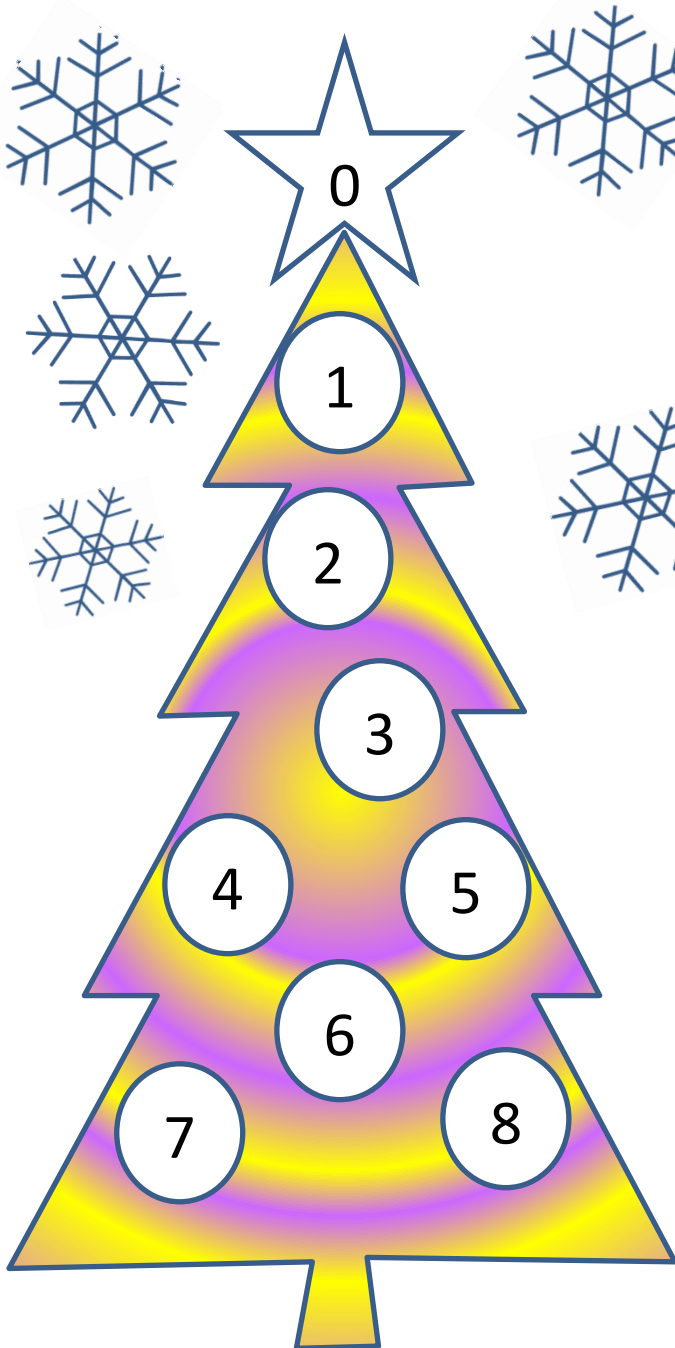
Name _____

Date _____

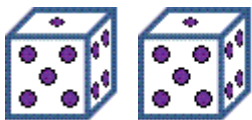


CHRISTMAS TREE COVER UP!

Who will be first to complete their tree?



Remember - you can add, subtract, multiply or divide your numbers on the dice!




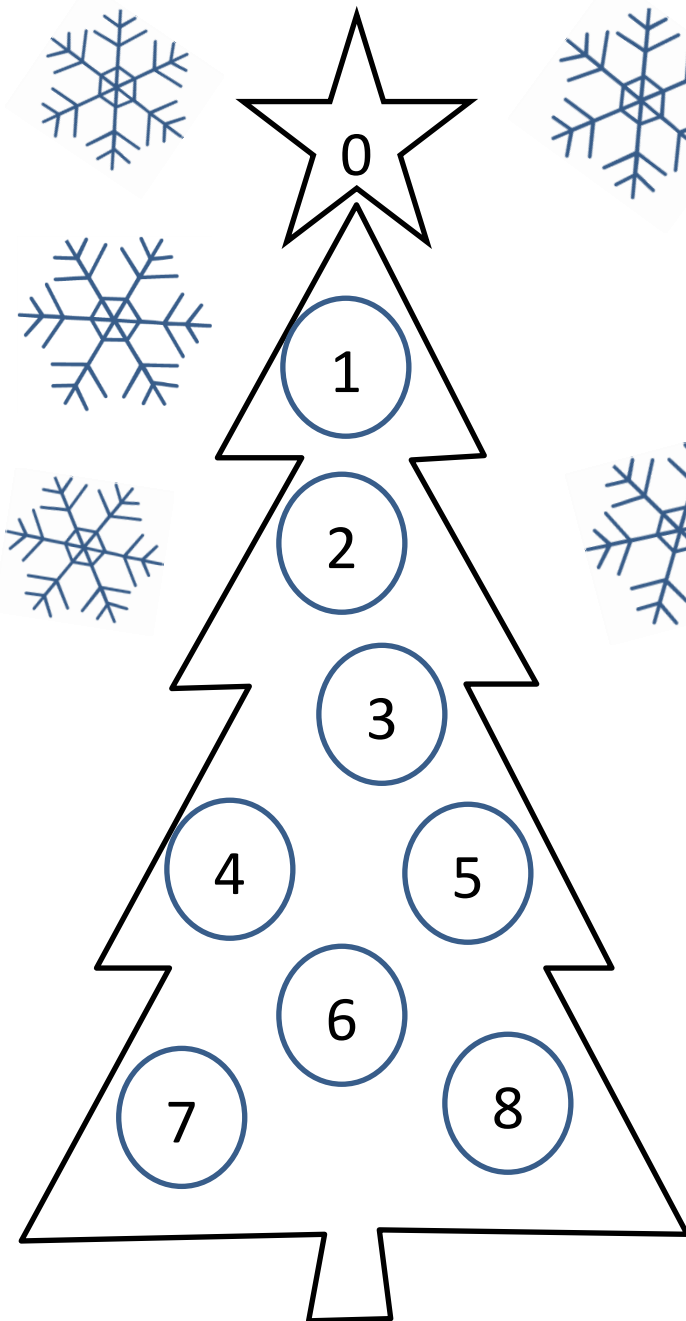
Name _____

Date _____



CHRISTMAS TREE COVER UP!

Who will be first to complete their tree?



Remember - you can add, subtract, multiply or divide your numbers on the dice!

