

Name

Date



CHRISTMAS SQUARE ADDING PUZZLE 1

Each picture below has a value shown in the boxes below.



2



3












1



4

Work out the total of each horizontal and vertical line of the puzzle.

= 6

= _____

= _____

= _____

= _____

= _____

Name

Date



CHRISTMAS SQUARE ADDING PUZZLE 1 ANSWERS

Each picture below has a value shown in the boxes below.



2



3












1



4

Work out the total of each horizontal and vertical line of the puzzle.

= 6

= 7= 8= 7= 8= 6