

Name _____

Date _____



CHRISTMAS SQUARE ADDING PUZZLE 5

Each picture below has a value shown in the boxes below.



50



20



















40



30

Work out the total of each horizontal and vertical line of the puzzle.

= 120

= _____

= _____

= _____

= _____ = _____ = _____ = _____

Name

Date



CHRISTMAS SQUARE ADDING PUZZLE 5 ANSWERS

Each picture below has a value shown in the boxes below.



50



20



















40



30

Work out the total of each horizontal and vertical line of the puzzle.

				= 120
				= <u>160</u>
				= <u>120</u>
				= <u>160</u>
= <u>120</u>	= <u>140</u>	= <u>150</u>	= <u>150</u>	