



1937 46TH AVE SW, SEATTLE, WA 98116

AREA REPORT



VERY CONVENIENT

This home is in a **very convenient** area. Some daily errands in this location **require a car** and most major services are within **1** mile.



COFFEE



MEDICAL



ATM



MOVIE THEATER



GAS



0.4
MILES

0.4
MILES

0.5
MILES

0.5
MILES

0.5
MILES



GROCERIES



GYM



CLEANERS



PHARMACY

0.7
MILES

0.6
MILES

0.5
MILES

0.5
MILES



1937 46TH AVE SW, SEATTLE, WA 98116





OUTDOOR REPORT



THE GREAT OUTDOORS

This home is located near a variety of outdoor activities.

POPULAR

	PARK NANTES PARK	0.5 MILES
	HIKING BURKE-GILMAN TRAIL	1.4 MILES
	GOLF COURSE MUNICIPAL GOLF OF SEATTLE	1.7 MILES
	DOG PARK REGRADE PARK	2.9 MILES




WITHIN
10 MILES





1937 46TH AVE SW, SEATTLE, WA 98116

FOOD REPORT



NEIGHBORHOOD EATS

This home is located near **280** moderately priced restaurants and has an **above average** variety of cuisines.

346



WITHIN 5 MILES

\$

114

\$\$

166

\$\$\$

46

\$\$\$\$

12

GOOD EATS BY CATEGORY

AMERICAN	120
BARS	45
FAST FOOD	27
INTERNATIONAL	18
SEAFOOD	17
CAFES	17
COFFEE AND TEA HOUSES	17
MEXICAN	12
FRENCH	8
DELIS	8
OTHER	18



1937 46TH AVE SW, SEATTLE, WA 98116

SCHOOL REPORT



SCHOOLS IN YOUR AREA

The assigned schools are **average** for the area. There are also **35** private schools within **5** miles.

K-5

LAFAYETTE
ELEMENTARY SCHOOL
ASSIGNED

6
RATING

6-8

MADISON MIDDLE
SCHOOL
ASSIGNED

7
RATING

9-12

WEST SEATTLE HIGH
SCHOOL
ASSIGNED

6
RATING

