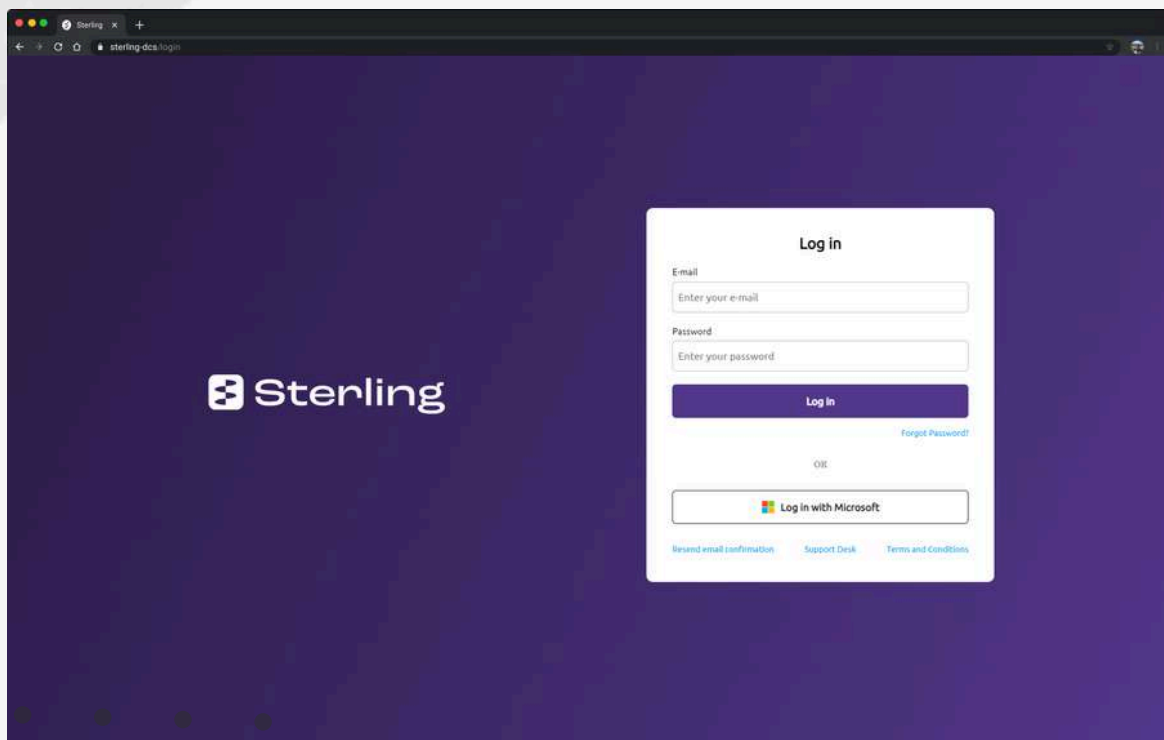




Collaborative, integrated and efficient cost & carbon estimating



Carbon

- Auditable & accountable
- PAS 2080 Aligned
- Integrations with 2050 Materials & Building Transparency's EC3
- Dual Currency - Manage your Cost & Carbon together

Cost

- Top Down & Bottom Up - Price at the Resource level or Cost Item level
- Add to / from Libraries
- Complex Resources enable quick use of groups of Resources

Data

- Export / Import
- API Integrations:
 - Autodesk Construction Cloud Docs & Cost
 - Procore
 - SharePoint
 - DropBox
- Migration / Support

ID	File	Type	Risk	Quantity	Unit	Resource Name	Total Cost	Take-off
100-01-01-0001	Steel Deck & Top Flange	Structural	Low	1.00	m	Steel Deck	1,000.00	1.00
100-01-01-0002	Steel Deck & Top Flange	Structural	Low	2.00	m	Steel Deck	2,000.00	2.00
100-01-01-0003	Steel Deck & Top Flange	Structural	Low	3.00	m	Steel Deck	3,000.00	3.00
100-01-01-0004	Steel Deck & Top Flange	Structural	Low	4.00	m	Steel Deck	4,000.00	4.00
100-01-01-0005	Steel Deck & Top Flange	Structural	Low	5.00	m	Steel Deck	5,000.00	5.00
100-01-01-0006	Steel Deck & Top Flange	Structural	Low	6.00	m	Steel Deck	6,000.00	6.00
100-01-01-0007	Steel Deck & Top Flange	Structural	Low	7.00	m	Steel Deck	7,000.00	7.00
100-01-01-0008	Steel Deck & Top Flange	Structural	Low	8.00	m	Steel Deck	8,000.00	8.00
100-01-01-0009	Steel Deck & Top Flange	Structural	Low	9.00	m	Steel Deck	9,000.00	9.00
100-01-01-0010	Steel Deck & Top Flange	Structural	Low	10.00	m	Steel Deck	10,000.00	10.00

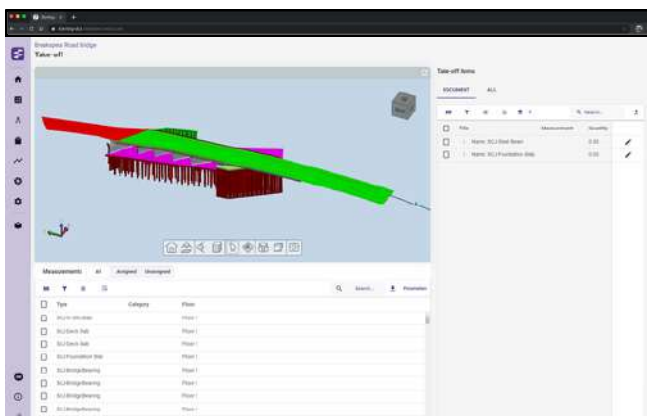
Estimating

- Apply multiple levels of mark-up in Sterling Finalisation
- Resource Manager empowers you to manage Cost & Carbon at the resource level
- Pivot to multiple Breakdown Structures

Libraries

- Cost & Carbon Resource Library
- Industry Standard Breakdown Structures including ICMS, NRM1/2, SMM7, CESMM4, RMM1/2, HMM (MCHW) & Custom Structures
- Centralised Libraries
- Complex Resources Library

ID	File	Type	Risk	Quantity	Unit	Resource Name	Total Cost	Take-off
100-01-01-0001	Steel Deck & Top Flange	Structural	Low	1.00	m	Steel Deck	1,000.00	1.00
100-01-01-0002	Steel Deck & Top Flange	Structural	Low	2.00	m	Steel Deck	2,000.00	2.00
100-01-01-0003	Steel Deck & Top Flange	Structural	Low	3.00	m	Steel Deck	3,000.00	3.00
100-01-01-0004	Steel Deck & Top Flange	Structural	Low	4.00	m	Steel Deck	4,000.00	4.00
100-01-01-0005	Steel Deck & Top Flange	Structural	Low	5.00	m	Steel Deck	5,000.00	5.00
100-01-01-0006	Steel Deck & Top Flange	Structural	Low	6.00	m	Steel Deck	6,000.00	6.00
100-01-01-0007	Steel Deck & Top Flange	Structural	Low	7.00	m	Steel Deck	7,000.00	7.00
100-01-01-0008	Steel Deck & Top Flange	Structural	Low	8.00	m	Steel Deck	8,000.00	8.00
100-01-01-0009	Steel Deck & Top Flange	Structural	Low	9.00	m	Steel Deck	9,000.00	9.00
100-01-01-0010	Steel Deck & Top Flange	Structural	Low	10.00	m	Steel Deck	10,000.00	10.00

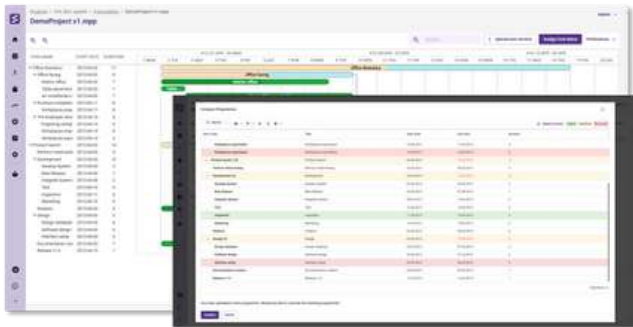
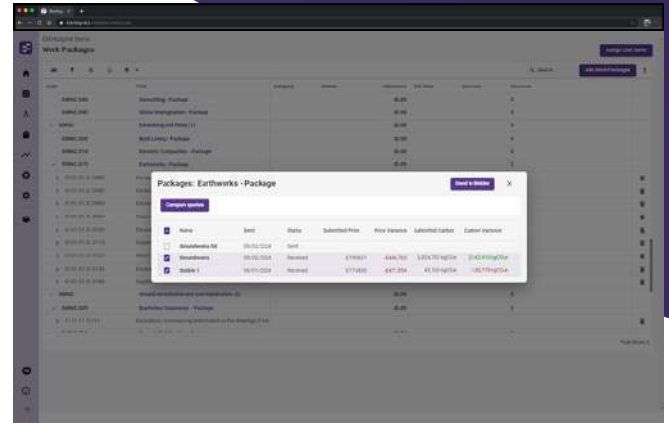


Take-off

- Manual, 2D and 3D Take-off
- PDF, DWG, DWF, DXF, DGN, IFC, RVT, NWD and More!
- Intelligent Revisioning with colour coded comparison of design changes, and see the quantity, cost and carbon changes before applying them!
- Formula driven quantities

Bid Manager

- Invite Delivery Partners to bid online in Sterling
- Allow below the line items with spreading, and insert artificial bidders for more intelligent comparison
- Compare bids side by side
- Set a preferred bidder to automatically update the cost and carbon values in your Cost Plan

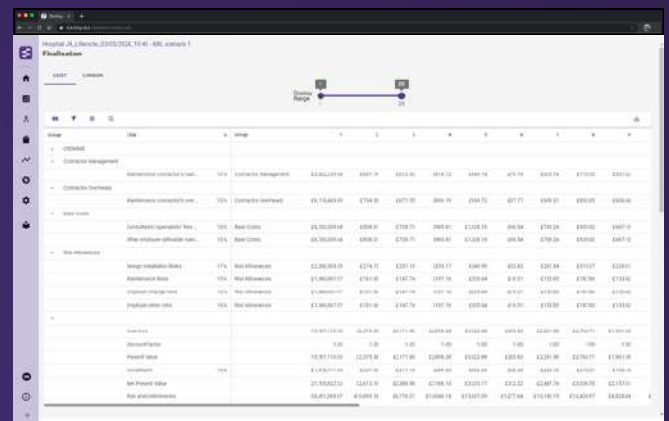


Forecasting & Scheduling

- Import from Primavera, MS Project or excel, or create own manual programme
- Assign Cost Items to your activities
- Compare programme revisions
- View Cost & Carbon summary
- View resource histogram
- Compare programme revisions
- Inflation and timeline estimating

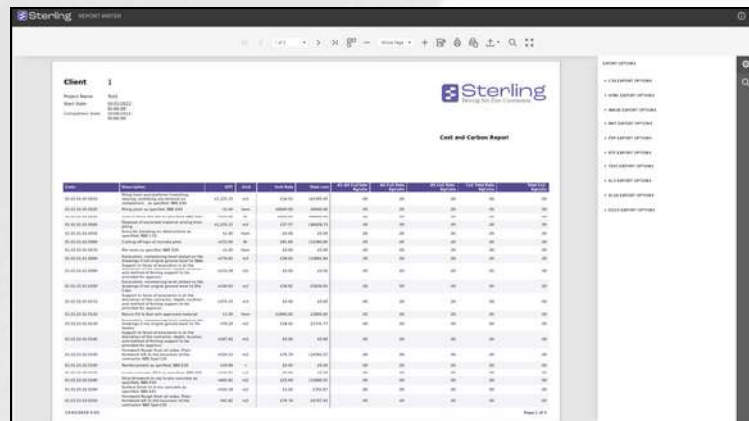
Life Cycle Cost & Carbon

- Aligned to RICS WLC Assessment 2nd Edition
- Net Present Cost & Carbon
- CROME assignment with planned and reactive maintenance



Reporting Engine

- **Simple export**
- **Out of the box report templates**
- **Custom report writer Included**
- **Customisable reports**
- **Project insights**



Coming soon

Benchmarking

- **Draw on current or historic project data, including supply chain pricing and productivity rates, across your Portfolio**
- **Compare data to make informed decisions and identify risks**
- **Provides enhanced bid comparison, quantity & scope analysis, inflation & location indices and parametric cost planning**

Coming soon

More Integrations

- **Aconex**
- **Asite**
- **and more...!**

Coming soon

Risk & Change

Want to learn more?
Book a demo today

sterling-dcs.com
info@sterling-dcs.com

