

FIG. 1

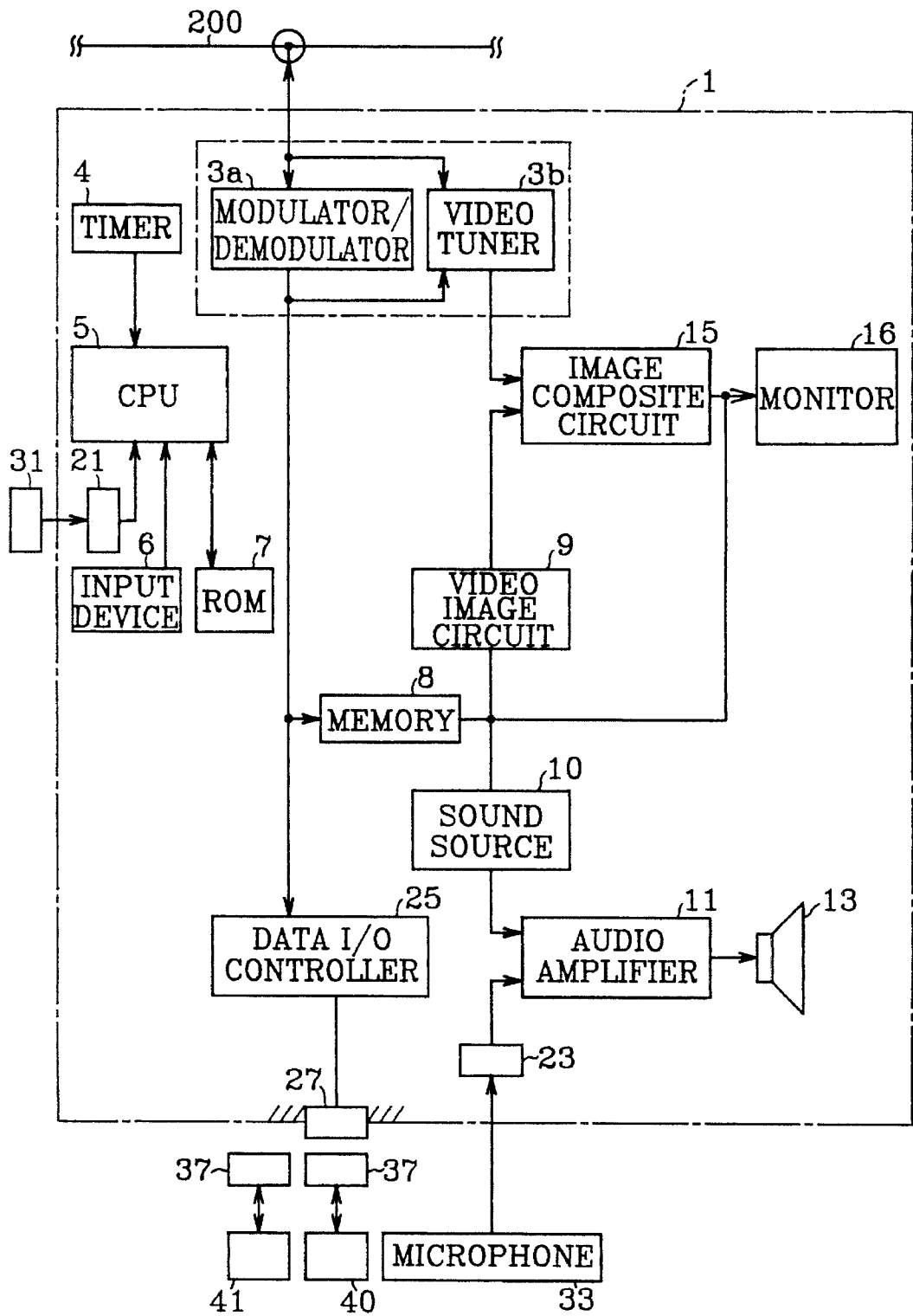


FIG.2

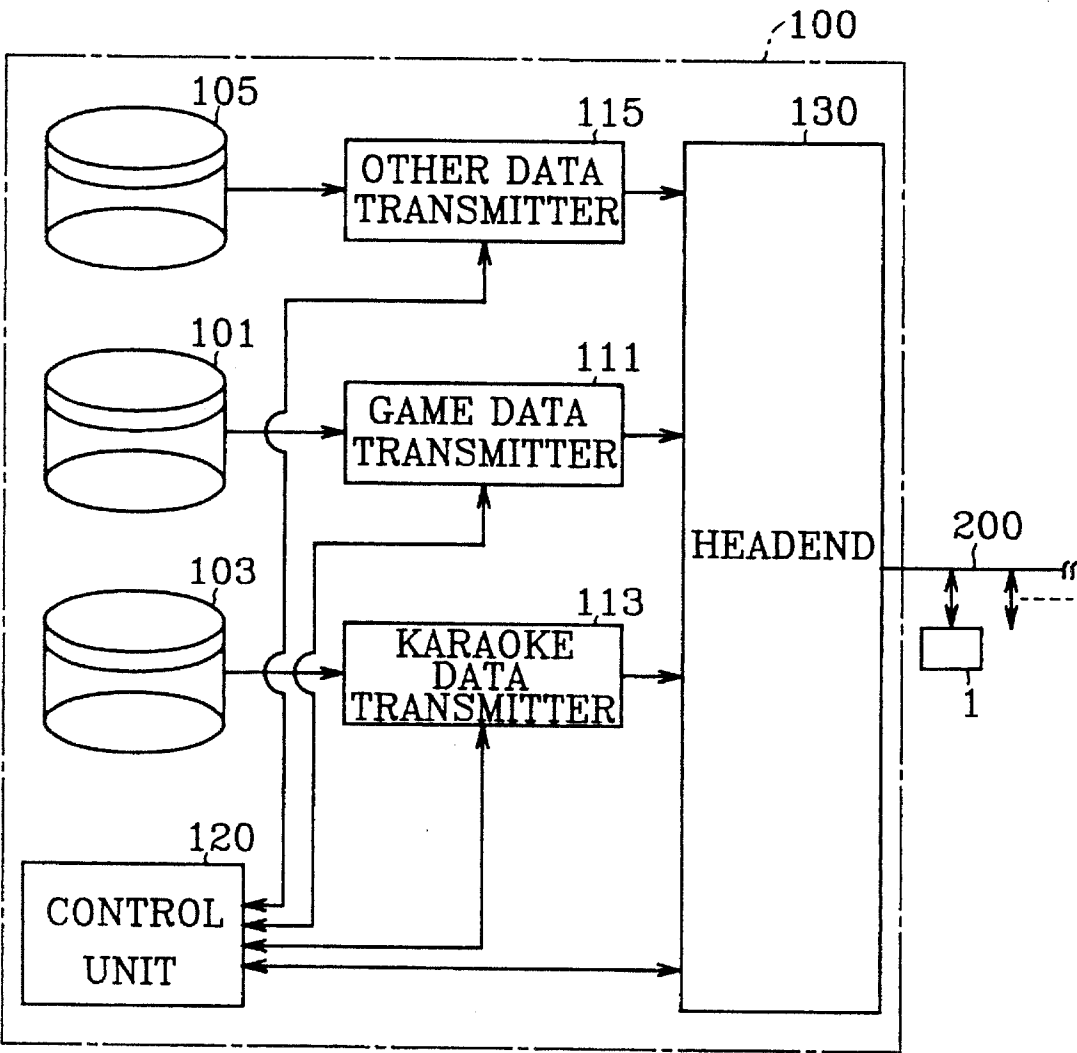


FIG.3

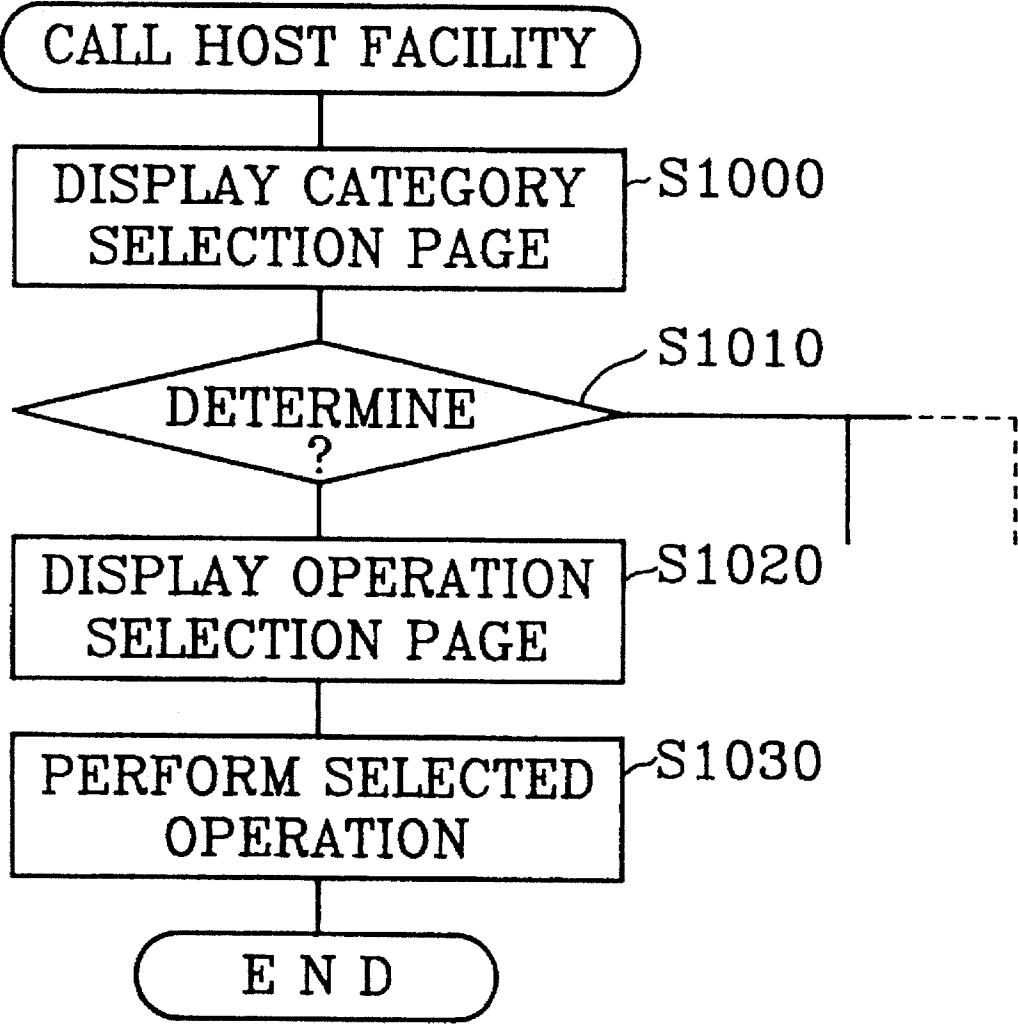


FIG. 4

301
↓
INPUT YOUR DESIRED GAME NUMBER AT
ITEM A OR SELECT EITHER OPERATION OF
ITEM B OR C

303 { A: DESIRED GAME NUMBER
B: GAME NUMBER LIST
C: CHARGE

305
↙

FIG. 5

X: DESIRED GAME NUMBER <input type="text"/>				315
Y: EXPLANATION <input type="text"/>				317
Z: PRINT				311
GAME NUMBER	GAME NAME	NUMBER OF PLAYER	CHARGE	
1	... CART	1-2	(...)	
2	... PAINT	1	(...)	
3	SUPER...	1-2	(...)	
4	... LEGEND	1-2	(...)	313
5	STREET...	1-2	(...)	

FIG.6

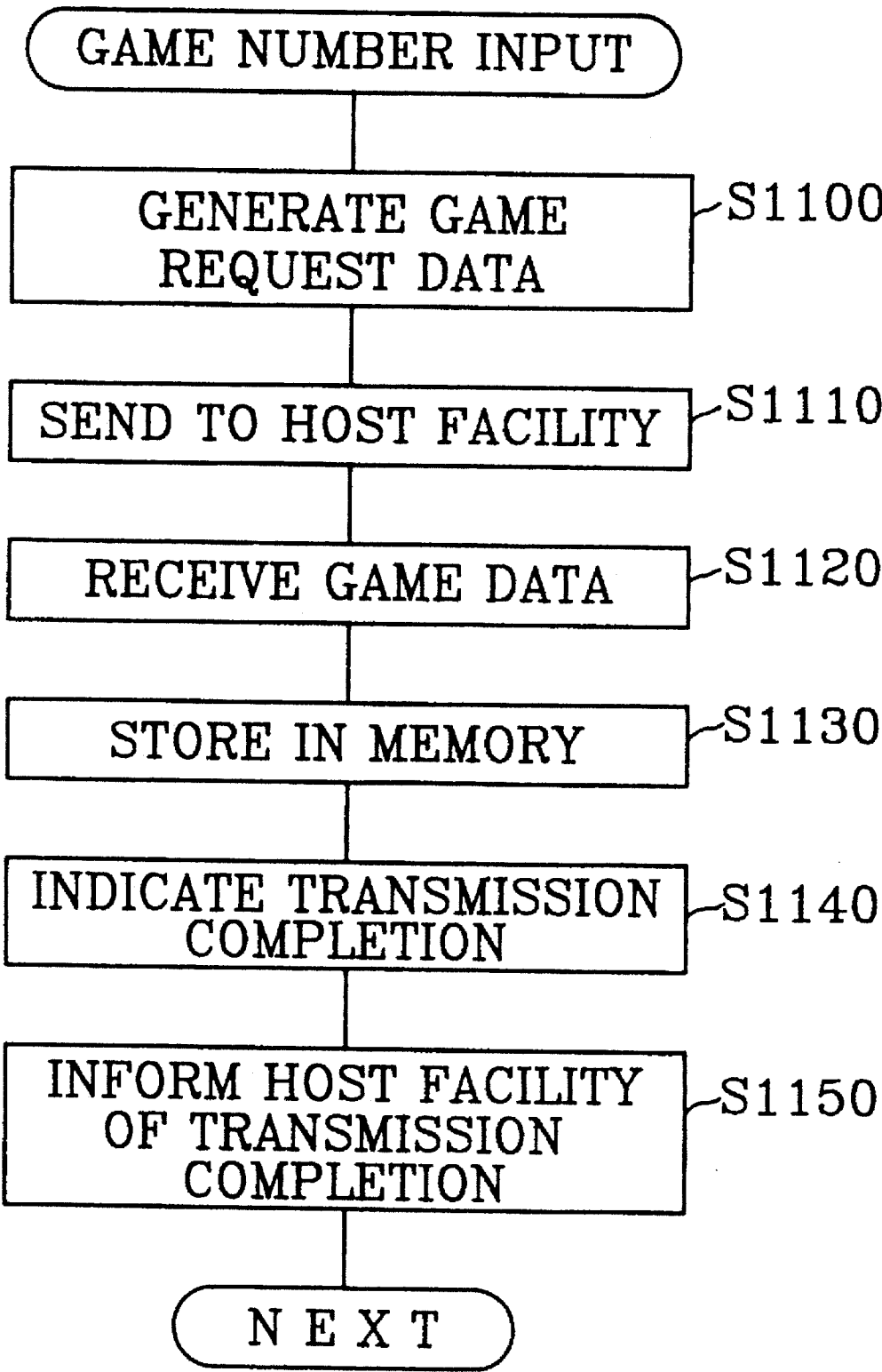
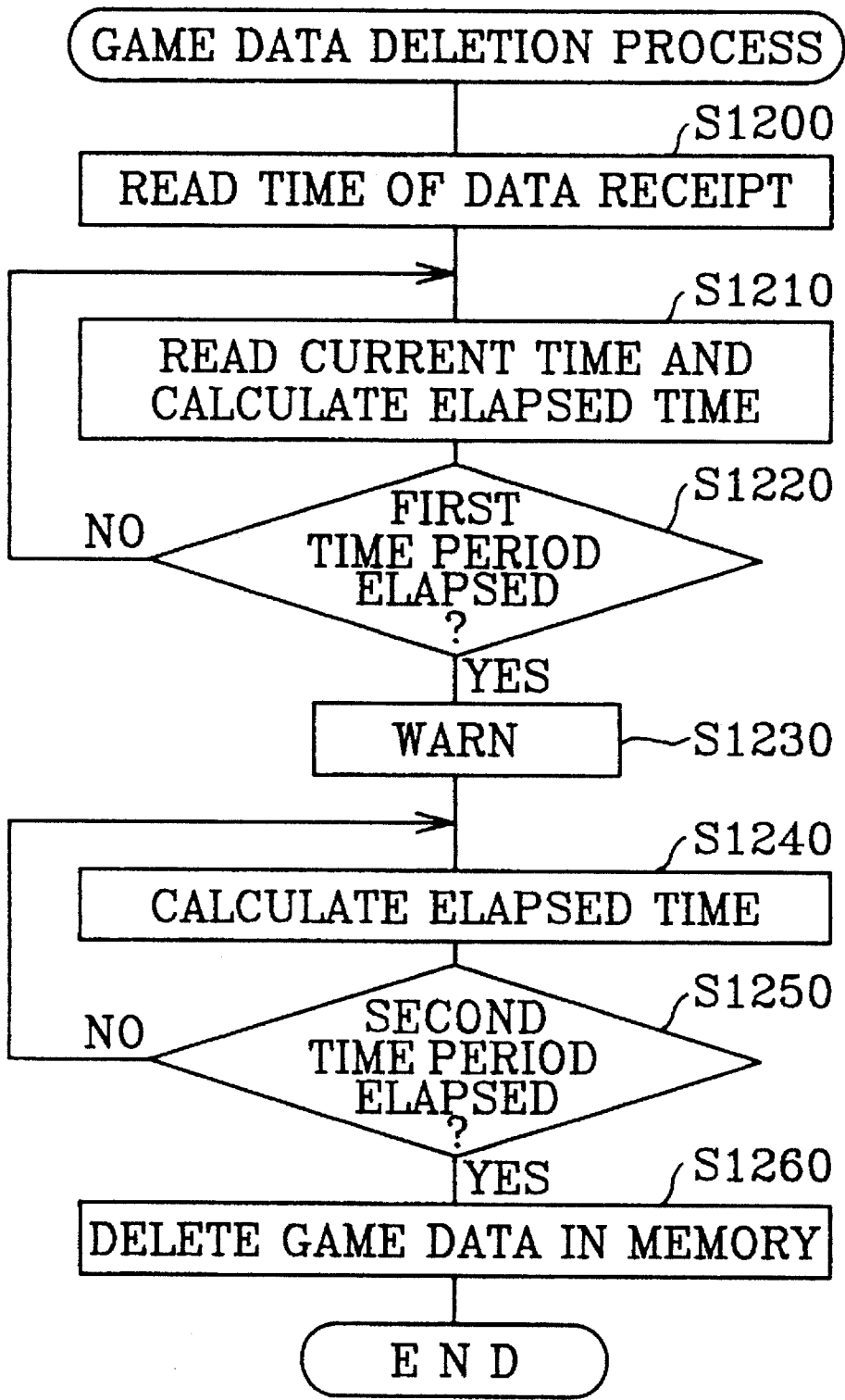


FIG.7



1

INTERACTIVE COMMUNICATION SYSTEM FOR COMMUNICATING VIDEO GAME AND KARAOKE SOFTWARE

FIELD OF THE INVENTION

This invention is related to an interactive communication system for communicating software of video game and karaoke from a host facility to communication terminal devices.

BACKGROUND OF THE INVENTION

Video games have become very popular family entertainment. In order to play a video game, a game cassette is first installed in a video game machine body. Game data, contained in the cassette and including video information or video plus audio information, is read out and output to a common television receiver. Accordingly, the one who wishes to play a video game must have a video game machine and a game cassette, besides his television set. Once he installed the game cassette containing the game he chose to play, he can play the game whenever and as many times as he wishes.

However, there lies a problem: the player has to purchase each and every game cassette he wishes to play, which is very costly. For all the advantage that the player can play the game repeatedly, he may soon get tired of the game, or the game content may not be oriented for repeated play.

Another entertainment increasing in popularity is "karaoke", i.e. singing to recorded instrumental accompaniment. More and more "karaoke bars" can be seen in major cities, and karaoke apparatus for domestic use are also widely accepted. Such a family karaoke apparatus needs, by definition, karaoke music software among various forms of software available in the marketplace, such as video disk and video tape containing video plus audio information, or music tape containing only audio information. The karaoke singers, tempted by changes in the update music trend, tend to purchase newly available karaoke data one after another. There arise problems of accumulated expenditure and limited storage space for the increasing software.

SUMMARY OF THE INVENTION

Wherefore, an object of this invention is to provide an interactive communication system in which software of video game and karaoke are communicated via communication lines from a host facility to calling communication terminal devices at each individual home.

In order to attain the stated object, a communication terminal device according to the present invention includes communication means connected to communication lines, for sending out or receiving data, and computer for outputting control instructions to the communication means, and outputting or inputting data to or from the communication lines via the communication means. The communication terminal device further includes temporary storage means for temporarily storing the data inputted from the communication lines if the data inputted is game data including video information or video plus audio information, and game data outputting means included in the computer, for outputting, if the data stored in the temporary storage means is game data, the game data to integral or external display means, and, if the game data also includes audio information, to integral or external sound generating means.

2

In this way, the computer controls the communication means by supplying control instructions thereto. Data is thus sent out, under the control by the computer, via the communication means and the communication lines, or received via the communication lines and the communication means.

When the data input from the communication lines is a game data, the temporary storage means temporarily stores the game data, which is then output by the game data outputting means to display means. The display means may be provided on the communication terminal device or provided externally. If the game data also includes audio information, the game data is also output to sound generating means. The sound generating means may also be provided on the communication terminal device or provided externally.

From another aspect of the invention, the computer includes print data outputting means to output print data to printing means provided on the computer or provided externally. Thereby, the data stored in the computer can be printed out by the printing means. For example, when the player wishes to quit the play, the current status of the game progress, e.g. which player corresponds to which character in the game, or the top scorer at the time, can be stored. When resuming the game, the player can refer to the printed data.

From still another aspect of the invention, a communication system according to the present invention includes the above described communication terminal device and a host facility intercommunicably connected to the communication terminal device. When the communication terminal device requests the host facility to provide a game data, the host facility sends out the corresponding game data to the communication terminal device via the communication lines. The game data, received at the communication terminal device, is temporarily stored in the temporary storage means.

From a further aspect of the invention, the game data stored in the temporary storage means is deleted in a predetermined time period after the game data was received at the communication terminal device. In order to effect this deletion, the communication terminal device may include control means which operates, responsive to receipt of the game data, to delete the game data after a predetermined time period. Alternatively, the host facility may send an instruction concerning the time period, in addition to each game data it sends out. The latter alternative permits alteration of the time period with respect to each game.

By utilizing the communication system, the player need not purchase a game cassette or other software for playing video games, since the game data is provided by the host facility which received the game data request sent by the player from his communication terminal device. Further, the game data provided to the player is temporarily stored in the temporary storage means of the communication terminal device, thereby releasing the host facility to serve other communication terminal device requesting game data. The host facility is thus enabled to respond to a greater number of callers having communication terminal devices.

Furthermore, the game data stored in the temporary storage means is deleted in a predetermined time period after it was received at the communication terminal device. In other words, the useful life of the game data at the communication terminal devices is limited. As a result of this arrangement, in order to continue the game play at the end of the predetermined time period, the player again needs to request the game data to the host facility. This arrangement

3

is therefore prerequisite so long as the game data transmission service is not free of charge. In contrast, if it were possible to down-load the game data to the communication terminal device at the end of the player, he could play the game permanently without calling the host facility. Consequently, the service cost per each transmission would be higher than the normal price of the game cassettes. The above described arrangement solves this problem and meets the need of software distributor.

The arrangement is also beneficial to the players since the service cost per each transmission can be considerably lower than the price of each game cassette. Therefore, the game player who conventionally has to buy an expensive game cassette, even if he plays the game only once, can be satisfied with the reasonable cost of the transmission.

The arrangement proves its superiority also in respect of child discipline. Video game players are in most cases younger children, who often become too much absorbed in playing video games to quit in the middle thereof. The above arrangement according to the present invention leaves these children no other choices but to quit the play when a predetermined time period has elapsed. Thus, the arrangement meets the rising demand of the parents.

From still another aspect of the invention, a communication terminal device according to the present invention includes communication means connected to communication lines, for sending out or receiving data, and computer for outputting control instructions to the communication means, and outputting or inputting data to or from the communication lines via the communication means. The communication terminal device further includes temporary storage means for temporarily storing the data inputted from the communication lines if the data inputted is karaoke data including video information or video plus audio information, and karaoke data outputting means included in the computer, for outputting, if the data stored in the temporary storage means is karaoke data, the karaoke data to integral or external sound generating means, and, if the karaoke data also includes video information, to integral or external display means.

When the data input from the communication lines is a karaoke data, the temporary storage means temporarily stores the karaoke data, which is then output by the karaoke data outputting means to sound generating means. The sound generating means may be provided on the communication terminal device or provided externally. If the karaoke data also includes video information, the karaoke data is also output to display means. The display means may also be provided on the communication terminal device or provided externally.

From still further aspect of the invention, a communication system according to the present invention includes the above described communication terminal device and a host facility intercommunicably connected to the communication terminal device. When the communication terminal device requests the host facility to provide a karaoke data, the host facility sends out the corresponding karaoke data to the communication terminal device via the communication lines. The karaoke data, received at the communication terminal device, is stored in the temporary storage means.

By utilizing the communication system, the karaoke singer need not purchase a video disk or other karaoke data software, since the karaoke data is provided by the host facility which received the karaoke data request sent by the singer from his communication terminal device. Further, the karaoke data provided to the singer is temporarily stored in

4

the temporary storage means of the communication terminal device, thereby releasing the host facility to serve other communication terminal device requesting karaoke data. The host facility is thus enabled to respond to a greater number of callers having communication terminal devices.

Other objects, advantages and novel features of the invention will become apparent from the following detailed description of the invention when considered in conjunction with the accompanying drawings, in which like reference characters designate the same or similar parts through the figures thereof.

BRIEF DESCRIPTION OF THE DRAWINGS

FIG. 1 is a block diagram of a communication terminal device according to the present invention;

FIG. 2 is a block diagram of a communication system including the communication terminal device shown in FIG. 1;

FIG. 3 is a flowchart of the process to call a host facility;

FIG. 4 is an example of screen display in accordance with the method of operation selection in the embodiment;

FIG. 5 is an example of screen display in accordance with the method of further operation selection in the embodiment;

FIG. 6 is a flowchart of the process to be effected when playing a game is requested at the communication terminal device; and

FIG. 7 is a flowchart of the process to effect deletion of the game data.

DETAILED DESCRIPTION OF THE PREFERRED EMBODIMENT

As shown in FIG. 2, the communication system according to the present invention includes a host facility 100, a personal communicator 1 as communication terminal device, and transmission paths 200 as communication lines.

The host facility 100 has game data base 101, karaoke data base 103 and other data base 105. The host facility 100 also has game data transmitter 111, karaoke data transmitter 113 and other data transmitter 115 to retrieve data from corresponding data base and transmit them. The host facility 100 further has control unit 120 to control the transmitters 111, 113 and 115, and a headend 130 to output or input signals.

When a request data is sent out from the personal communicator 1 via the transmission paths 200, the request data is received through the headend 130 and input by the control unit 120. The control unit 120 then controls one of the transmitters 111, 113 and 115 to retrieve data corresponding to the request, and the retrieved data is sent out via the headend 130 to the transmission paths 200.

The transmission paths 200 is coaxial cables and connected to a plurality of personal communicators 1.

As shown in FIG. 1, the personal communicator 1 includes a terminal modem 3, timer 4, CPU 5, input device 6, ROM 7, memory 8, video image circuit 9, sound source 10, audio amplifier 11, speaker 13, image composite circuit 15, monitor 16, controller connector 21, microphone connector 23, data input/output controller 25 and data input/output connector 27.

The terminal modem 3 is connected to the transmission paths 200 and includes modulator/demodulator 3a and video tuner 3b which selects a channel of the image to be projected.

5

The input device 6 may be a keyboard or mouse, and is used for inputting designation of a desired game or karaoke data or other instructions. When a controller 31, which is for exclusive use for playing video games, is connected to the controller connector 21, the controller 31 can be operated only for playing game. The controller 31 is provided with joy sticks or other control buttons commonly provided on conventional video game machines.

By connecting a microphone 33 to the microphone connector 23, the user can have his voice output from the speaker 13.

The data input/output connector 27 is connected via data output cable 37 to a printer 40, personal computer 41, or other apparatus.

The operation effected on the CPU 5 will be now explained referring to the flowchart of FIG. 3.

When power is supplied, a main menu is displayed, among which "call host facility" is selected.

First, category selection page are displayed at step S1000. The display includes the instruction of "select a category" and a list of available categories such as game and karaoke. Selected category is next determined at step S1010. Subsequently, operation selection page corresponding to the selected category is displayed at step S1020. The display of the operation selection page includes an instruction to the operator and the list of available operations in the selected category. When the operator inputs his direction responsive to this instruction, corresponding respective operation process is performed at step S1030. In preparation for the respective operation process, the personal communicator 1 is connected to the host facility 100 such that the interactive communication can be performed between the personal communicator 1 and the host facility 100.

The above procedure is further explained in detail, only for exemplification purpose, hereinafter referring to FIGS. 4, 5 and 6.

When "game" category is selected at step S1000, operation selection page shown in FIG. 4 is displayed, with an instruction 301 and operation list 303 shown on the screen. The operation list has three items of item A, item B and item C. The item A has a first game number box 305, into which the operator can directly input a game number representative of a specific game to receive his desired game data. The item B is the operation to display the list of the game numbers now available from the game data base 101 of the host facility 100. The item C is the operation to display charges, for example the accumulated cost for the month or the past month(s).

When the operator wishes to play game, the item A or B is to be selected. For example, if the operators knows the game number of the game he wishes to play, the operator moves the cursor on the screen to the first game number input box 305, and inputs his desired game number therein. If the operator does not know the game number, he selects the item B.

When the item B is selected, data concerning the list of game numbers are sent from the host facility 100 and displayed on the screen. As shown in the FIG. 5, the list displayed by selecting the item B has an input part 311 and display part 313. The display of the game list 313 can be scrolled to display further list of games. The display part 313 displays the number of players able to participate in the play and the charge, in addition to the game numbers and the game name. The operator, referring to these information on the screen, inputs his desired game number into a second game number input box 315 of the input part 311.

6

When selecting a game for the first time, the operator may wish to know the feature or outline of the game. In this case, the operator inputs the selected game number into an explanation box 317 of the item Y of the input part 311. As a result, the outline of the game is explained on the display part 313.

The game list can be printed out such that the operator can refer to the printed game list when he selects a game in other occasion. For printing, the item Z of "print" in the input part 311 is to be selected. In response, the game list is printed, via the data input/output connector 27 and data output cable 37 shown in FIG. 1, at the printer 40.

The process which is effected when a game number is input in the first game number box 305 of the item A shown in FIG. 4 or in the second game number box 315 of the item X shown in FIG. 5 will be now explained referring to FIG. 6.

First, game request data is generated at step S1100. The game request data includes the identification number of the calling personal communicator 1 and the desired game number. The generated game request data is then sent out to the host facility 100 at step S1110.

At the host facility 100, the received request data is input by the control unit 120 through the headend 130. Subsequently, game data corresponding to the request is retrieved from the game data base 101 by the game data transmitter 111. The retrieved game data is sent out via the headend 130 to the transmission paths 200 and to the corresponding personal communicator 1. First and second predetermined time periods, which will be described later in detail, are also sent out to the personal communicator 1.

Turning back to FIG. 6, the game data is received at the personal communicator 1 at step S1120 and stored in the memory 8 at step S1130. When the storage of the game data into the memory 8 is completed, the completion is indicated on the monitor 16 at step S1140. Further, data indicative of the completion of the game data transmission is sent out to the host facility 100 at step S1150 as the last step of the instant process step, and the personal communicator 1 awaits next operation. When, for example, game play is instructed by the next operation, the game stored in the memory 8 is started.

The game data stored in the memory 8 is automatically deleted, as shown in the flowchart of FIG. 7, in the following manner.

The game data received by the process shown in FIG. 6 is deleted, as shown in FIG. 7, in the following manner. First, the time when the data receipt is completed is read out at step S1200. The current time is also read out and the time period which has elapsed after the completion of the data receipt is calculated at step S1210. Next, it is determined, at step S1220, whether or not a first predetermined time period has elapsed. If "NO" is determined at the step S1220, the flow goes back to the step S1210. Thus, when the first predetermined time period has elapsed, a warning is given at step S1230. Further elapsing time period is calculated at step S1240. When it is determined, at step S1250, that a second predetermined time period has elapsed, the game data stored in the memory 8 is deleted at step S1260, and the instant process ends.

The warning given at step S1230 may be a various form of warning, such as a message reading "Time Out in Five Minutes!" on the monitor 16, or alarming sound. Therefore, the addition of the first predetermined time period of the step S1220 and the second predetermined time period of the step S1250 is the useful life period of the received game data.

The warning may be provided a plurality of times, such as five minutes, two minutes and one minute before the deletion of the game data. Warned by this warning, the player can print the current status of the game progress, for example which player corresponds to which character in the game or the top scorer at the time, at the printer 40 before quitting the game play. The printed data is useful when the player resumes the game play.

Furthermore, when the host facility 100 receives the data indicative of the transmission completion at the step S1150, the host facility 100 performs the charging process to accumulate the cost for its data transmission service. There are known two systems to charge the cost. One is the fixed amount system and the other is the pay-per-play system. In the fixed amount system, the fixed amount cost, for example monthly, is predetermined. In the pay-per-play system, the cost is charged per each play.

The charging system is dependent on the form or condition of the communication service to be rendered. In practical charging system, the cost would be varied with respect to the complicatedness or scale of the game data provided. The cost would be also varied depending on whether the game is new or old in the market. In the present embodiment, the pay-per-play system is adopted and the cost for the data service to each terminal communicator is charged every time the data indicative of the transmission completion is sent from the personal communicator 1 at the step S1150. The payment would be made, using the automatic transfer system, by debiting the amount to the bank account of the players.

However, the pay-per-play system has a problem: the player cannot know the total amount of the accumulated cost before actual payment. If the payment is made using the automatic transfer system, the player may not even notice his considerable expenditure on the game play. This problem is solved by the arrangement shown in FIG. 4. If the player selects the item C of the operation list 303, the present accumulated cost and the previous cost, such as the payment made previously or the cost accumulated in the past half or whole year, are shown on the screen. Thus, the parents can know the accumulated cost for their child's video game play.

By utilizing the communication system, the player need not purchase a game cassette or other software for playing video games, since the game data is provided by the host facility which received the game data request sent by the player from his personal communicator 1. Further, the game data provided to the player is temporarily stored in the memory 8 serving as temporary storage means of the personal communicator 1, thereby releasing the host facility to serve other personal communicators 1 requesting game data. The host facility is thus enabled to respond to a greater number of callers having personal communicators 1.

Furthermore, the game data stored in the memory 8 is deleted in a predetermined time period after it was received at the personal communication 1. In other words, the useful life of the game data at the personal communicator 1 is limited. As a result of this arrangement, in order to continue the game play at the end of the predetermined time period, the player again needs to request the game data to the host facility 100. This arrangement is therefore prerequisite so long as the game data transmission service is not free of charge. In contrast, if it were possible to down-load the game data to the communication terminal device at the end of the player, he could play the game permanently without calling the host facility 100. Consequently, the service cost per each transmission would be higher than the normal price of the

game cassettes. The above described arrangement solves this problem and meets the need of the software distributors.

The arrangement is also beneficial to the players since the service cost per each transmission can be considerably lower than the price of each game cassette. Therefore, the player who conventionally has to buy an expensive game cassette, even if he plays the game only once, can be satisfied with the reasonable cost of the transmission.

The arrangement proves its superiority also in respect of child discipline. Video game players are in most cases younger children, who often become too much absorbed in playing video games to quit in the middle thereof. The above arrangement according to the present invention leaves these children no other choices but to quit the play when a predetermined time period has elapsed. Thus, the arrangement meets the rising demand of the parents.

The above embodiment is explained on the premise that the game is played by a single player using only a single personal communicator 1. However, a plurality of players in remote places can play the same game together.

For example, the transmission paths 200 or telecommunication lines is utilized to connect a plurality of personal communicators 1 to one another such that the interactive communication can be performed therebetween. When the plurality of personal communicators 1 are supplied with the same game data, the players have the same game characters in common. Therefore, the data to be transmitted among the plurality of personal communicators 1 are only character number data and the position data. Thus, the players together participate, on a real time basis, in the same game on the monitor 16 of respective personal communicator 1.

Map data of a role-playing game may be divided according to the progress degree of the story and the divided map data be sold separately. When the game progresses and the player wishes to play on a more advanced map data, the player is to purchase and download the advanced map data. In this case, arrangement is provided such that the player cannot purchase the advanced map data until the "capacity" or the progress degree of the characters in the game reaches a predetermined degree or level. Accordingly, using the interactive communication system, the player is to ask the host facility 100 for the proof of the capacity. In response, data proving the capacity or level of the characters may be transmitted from the host facility 100. The capacity proof sent from the host facility 100 would be printed out by the printer 40 or transmitted to the player's facsimile machine, as a certificate.

It will be now explained how the communication system of the present invention is adopted to karaoke. The procedure to communicate the karaoke data is basically similar to the above described procedure to communicate the game data. Therefore, the explanation of the similar portion of the procedure are omitted for simplification. When using the system for karaoke, the microphone 33 is connected to the microphone connector 23 of the personal communicator 1.

When "karaoke" is selected on the category selection page at step S1000, an operation selection page similar to that of FIG. 4 is displayed on the screen. Specifically, an item A of a desired karaoke number, item B of the karaoke number list, and item C of charge are displayed. If the operator wishes to start karaoke, the operator is to input his desired karaoke number in the corresponding box at the item A or B.

Karaoke request data is then generated at the personal communicator 1 and sent out to the host facility 100. The host facility 100, receiving the request, controls the karaoke

data transmitter **113** to retrieve a corresponding karaoke data from the karaoke data base **103**, and sends out the retrieved karaoke data to the personal communicator **1**.

The karaoke data received at the personal communicator **1** is stored, as song data, in the memory **8** via the modulator/demodulator **3a**. At the same time, the CPU **5** sends song selection data, which is predetermined according to the type of each song, to the video tuner **3b** in order to select visual data suitable to the selected song. Further, the CPU **5** synchronously outputs to the video image circuit **9** and the sound source **10**, respectively, words data and accompaniment data included in the song data stored in the memory **8**. The video image circuit **9** converts the information concerning the words and other element of the song into word/image data and outputs the word/image data to the monitor **16**.

The sound source **10** converts the accompaniment data into audio signals, and outputs the audio signals to the audio amplifier **11**. Subsequently, the audio amplifier **11** synthesizes the audio signals and the voice signals sent from the microphone **12**, amplifies these synthesized signals and outputs to the speaker **13** as sound signals. On the other hand, the video tuner **3b** reads out background visual data selected according to the song selection data, and outputs to the image composite circuit **15**. Then, the image composite circuit **15** synthesizes the background visual data and the words/image data and outputs the video signals to the monitor **16**.

The procedure for playing karaoke music will be further explained in detail.

The song data sent out from the host facility **100** via the co-axial cables as transmission paths **200** includes multiplied RF signals of video information and RF signals converted from the song data. The CPU **5** of the personal communicator **1** sends the song selection data to the video tuner **3b** of the terminal modem **3** in order to select the video channel according to the received song data. The song selection data is predetermined according to the genre of songs. Consequently, the song data is sent to the sound source **10** and the karaoke music is played.

When the karaoke music is ended, data indicative of the end of the play is sent to the host facility **100**. In response, the host facility **100** performs the charging process. In contrast to the pay-per-play system of the game data service, the cost for providing the karaoke music may be charged, for example per hour, since a single karaoke music is only a several minutes long. Further, the automatic deletion process as in the transmission of the game data is not necessary in the case of sending the karaoke data. Instead, when the present system is used for communicating karaoke data, the memory **8** also functions as retaining means for retaining the karaoke data stored in the temporary storage means so long as the power is supplied to the personal communicator **1**.

By utilizing the communication system, the karaoke singer need not purchase a video disk or other karaoke software, since the karaoke data is provided by the host facility **100** which received the karaoke data request sent by the karaoke singer from his personal communicator **1**. Further, the karaoke data provided to the karaoke singer is temporarily stored in the memory **8** serving as temporary storage means of the personal communicator **1**, thereby releasing the host facility **100** to serve other personal communicators **1** requesting karaoke data. The host facility **100** is thus enabled to respond to a greater number of callers having personal communicators **1**.

This invention has been described above with reference to the preferred embodiment as shown in the drawings. Modi-

fications and alterations may become apparent to one who skilled in the art upon reading and understanding the specification. Despite the use of the embodiment for illustration purposes, it is intended to include all such modifications and alterations within the scope and spirit of the appended claims.

In this spirit, it should also be noted that in the embodiment, the personal communicator **1** is integrally provided with the monitor **16** and the speaker **13**. However, any other external monitor or speaker may be connected to the personal communicator **1** and utilized. For example, a television receiver may be connected to the personal communicator **1**, thereby outputting the video information and the audio information on the television receiver. In this case, the personal communicator **1** may be provided with a small display, on which the selection pages as those shown in FIG. **4** and **5** would be displayed.

Furthermore, the transmission paths **200** may be existing co-axial cables for cable television system, thereby structuring the communication system of the present invention as a multimedia interactive communication system. In this way, video and audio information of satellite television service, video disk, radio program, and other various form of available software are equated to the other data base shown in FIG. **2**. Such personal communicators **1** of the present invention can be provided in each individual's home or hotel room and other various situations and places.

By utilizing the communication system, the user need not purchase a game or karaoke software, since the game or karaoke software is provided by the host facility **100** which received the data request sent by the user from his personal communicator **1**. Further, the data provided to the user is temporarily stored in the memory **8** serving as temporary storage means of the personal communicator **1**, thereby releasing the host facility **100** to serve other personal communicators **1** requesting data. The host facility **100** is thus enabled to respond to a greater number of callers having personal communicators **1**.

Furthermore, if the data stored is game data, that game data is deleted in a predetermined time period after it was received. This arrangement is beneficial to the data distributors since the repeated game play using the same game data provided only once is prevented.

Wherefore, having described the present invention, what is claimed is:

1. A communication terminal device connectable to a host facility via communication lines, comprising:

game data storage means for storing game data;

game operation means for allowing a player to play game after game data is stored within said game data storage means and before the game data stored is deleted;

input means for inputting identifying information identifying a game to be played;

request transmitting means for transmitting to said host facility the identifying information inputted at said input means and for requesting game data corresponding to the game to be played;

receiving means for receiving the game data as sent out from said host facility;

clock means for keeping a predetermined time period after said receiving means received the game data;

storage control means for controlling said game data storage means to store the game data as received by said receiving means and for deleting, when said clock means determines that said predetermined time period

11

has elapsed, the game data stored within said game data storage means.

2. The communication terminal device according to claim 1, further comprising:

second clock means for keeping a second predetermined time period after said receiving means received the game data, the second predetermined time period being shorter than the predetermined time period kept by said clock means; and

alarm means for giving the alarm when said second clock means determined that the second predetermined time period has elapsed, thereby informing that the game data stored in said game data storage will soon be deleted.

3. A communication terminal device connectable to a host facility via communication lines, comprising:

mode selection means for selecting a mode from a game mode and a karaoke mode;

game operation means for allowing a player to play game;

karaoke performing means for allowing a player to play karaoke music;

input means for inputting identifying information identifying a game or a karaoke music to be played;

request transmitting means for transmitting to said host facility the identifying information inputted at said inputting means and for requesting game data or karaoke data corresponding to the game or karaoke music to be played;

receiving means for receiving the game data or karaoke data as sent out from said host facility;

temporary storage means for temporarily storing the game data or karaoke data received by said receiving means;

clock means, operative when the game mode has been selected by said mode selection means, for keeping a predetermined time period after said receiving means received the game data;

deletion means for deleting, when said clock means determined that said predetermined time period has elapsed, the game data stored within said temporary storage means;

holding means, operative when the karaoke mode has been selected by said mode selection means, for holding the karaoke data stored within said temporary storage means until power to said communication terminal device is cut off.

4. The communication terminal device according to claim 3, further comprising:

second clock means, operative when the game mode has been selected by said mode selection means, for keeping a second predetermined time period after said receiving means received the game data, the second predetermined time period being shorter than the predetermined time period kept by said clock means; and

alarm means, operative when the game mode has been selected by said mode selection means, for giving the alarm when said second clock means determined that the second predetermined time period has elapsed, thereby informing that the game data stored in said temporary storage means will soon be deleted.

5. A communication system comprising a host facility and communication terminal device connectable to said host facility via communication lines; wherein said communication terminal device comprises:

mode selection means for selecting a mode from a game mode and karaoke mode;

12

game operation means for allowing a player to play game; karaoke performing means for allowing a player to play karaoke music;

input means for inputting identifying information identifying a game or karaoke music to be played;

request transmitting means for transmitting the identifying information inputted at said input means and for requesting game data or karaoke data corresponding to the game or karaoke music to be played;

receiving means for receiving the game data or karaoke data as sent out from said host facility;

temporary storage means for temporarily storing the game data or karaoke data received at said receiving means;

clock means, operative when the game mode has been selected by said mode selection means, for keeping a first predetermined time period after said receiving means received game data;

deletion means for deleting, when said clock means determined that the first predetermined time period has elapsed, the game data stored within said temporary storage; and

holding means, operative when the karaoke mode has been selected by said mode selection means, for holding karaoke data stored within said temporary storage means until power to said communication terminal device is cut off,

and said host facility comprises:

data file storage for storing game data and karaoke data of a plurality of games and karaoke music;

data retrieval means for retrieving, when game data or karaoke data is requested from said communication terminal device, data to be sent out from said data file storage, according to the identifying information transmitted from said communication terminal device; and

sending out means for sending out the data retrieved by said data retrieval means to said communication terminal device.

6. The communication system according to claim 5, wherein said communication terminal device further comprises:

second clock means, operative when the game mode has been selected by said mode selection means, for keeping a second predetermined time period after said receiving means received the game data, the second predetermined time period being shorter than the first predetermined time period kept by said clock means; and

alarm means for giving the alarm when said second clock means determined that the second predetermined time period has elapsed, thereby informing that the game data stored in said temporary storage means will soon be deleted.

7. The communication system according to claim 5, wherein when game data is requested by said communication terminal device, said host facility sends out via said sending out means to said communication terminal device the first predetermined time to be kept by said clock means, in addition to the game data retrieved by said data retrieval means.

8. The communication system according to claim 5, wherein said data file storage of said host facility stores

13

game data in the form of map data segmented into a plurality of sections: said input means of said communication terminal device comprises designating means for designating a respective section of the map data: when game data is requested by said communication terminal device, said host facility sends out via said sending out means to said communication terminal device the designated map data.

14

9. The communication system according to claim 5, wherein said host facility further comprises charging means for calculating a payable charge according to the used amount of game data or karaoke data with respect to each said communication terminal device.

* * * * *