

Review

# A Review of Ultrahigh Efficiency III-V Semiconductor Compound Solar Cells: Multijunction Tandem, Lower Dimensional, Photonic Up/Down Conversion and Plasmonic Nanometallic Structures

Katsuaki Tanabe <sup>1,2</sup>

<sup>1</sup> Institute of Industrial Science, University of Tokyo, Tokyo 153–8505, Japan;

E-Mail: tanabe@iis.u-tokyo.ac.jp

<sup>2</sup> Institute for Nano Quantum Information Electronics, University of Tokyo, Tokyo 153–8505, Japan

Received: 26 June 2009; in revised form: 7 July 2009 / Accepted: 7 July 2009 /

Published: 13 July 2009

---

**Abstract:** Solar cells are a promising renewable, carbon-free electric energy resource to address the fossil fuel shortage and global warming. Energy conversion efficiencies around 40% have been recently achieved in laboratories using III-V semiconductor compounds as photovoltaic materials. This article reviews the efforts and accomplishments made for higher efficiency III-V semiconductor compound solar cells, specifically with multijunction tandem, lower-dimensional, photonic up/down conversion, and plasmonic metallic structures. Technological strategies for further performance improvement from the most efficient (Al)InGaP/(In)GaAs/Ge triple-junction cells including the search for 1.0 eV bandgap semiconductors are discussed. Lower-dimensional systems such as quantum well and dot structures are being intensively studied to realize multiple exciton generation and multiple photon absorption to break the conventional efficiency limit. Implementation of plasmonic metallic nanostructures manipulating photonic energy flow directions to enhance sunlight absorption in thin photovoltaic semiconductor materials is also emerging.

**Keywords:** solar energy; renewable energy; clean energy; solar cells; photovoltaics; semiconductors; multijunction; quantum wells; quantum dots; surface plasmons

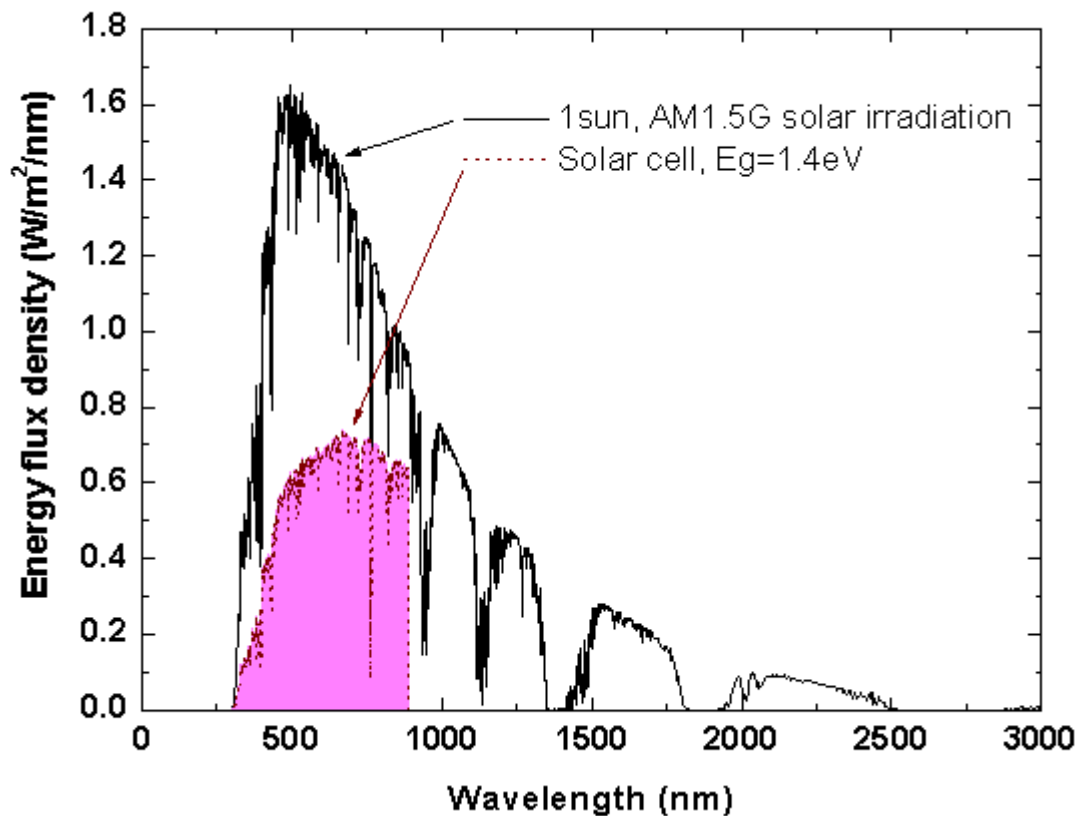
---

## 1. Introduction

The current world consumption of electric energy is around 12–13 TW and the earth receives more solar energy in one hour than the energy used globally in one year, considering the solar constant  $1.7 \times 10^5$  TW at the top of the earth's atmosphere [1]. However the solar energy incidence, around  $1 \text{ kW/m}^2$ , is quite dilute and thus a vast area of energy converters would be required to meet the world's energy consumption. Therefore high efficiency solar energy conversion is crucial. Solar cells, also called *photovoltaics*, are devices that convert sunlight energy into electricity by the photovoltaic effect discovered by the French scientist Henri Becquerel in 1839. Electron–hole pairs are generated by the energy of the incident photons overcoming the energy bandgap of the photovoltaic material to make a current flow according to the built-in potential slope in the material. Solar cells have been recognized as an important alternative power source especially since the oil crises in the 1970s. Solar cells are also promising as a carbon-free energy source to suppress the global warming.

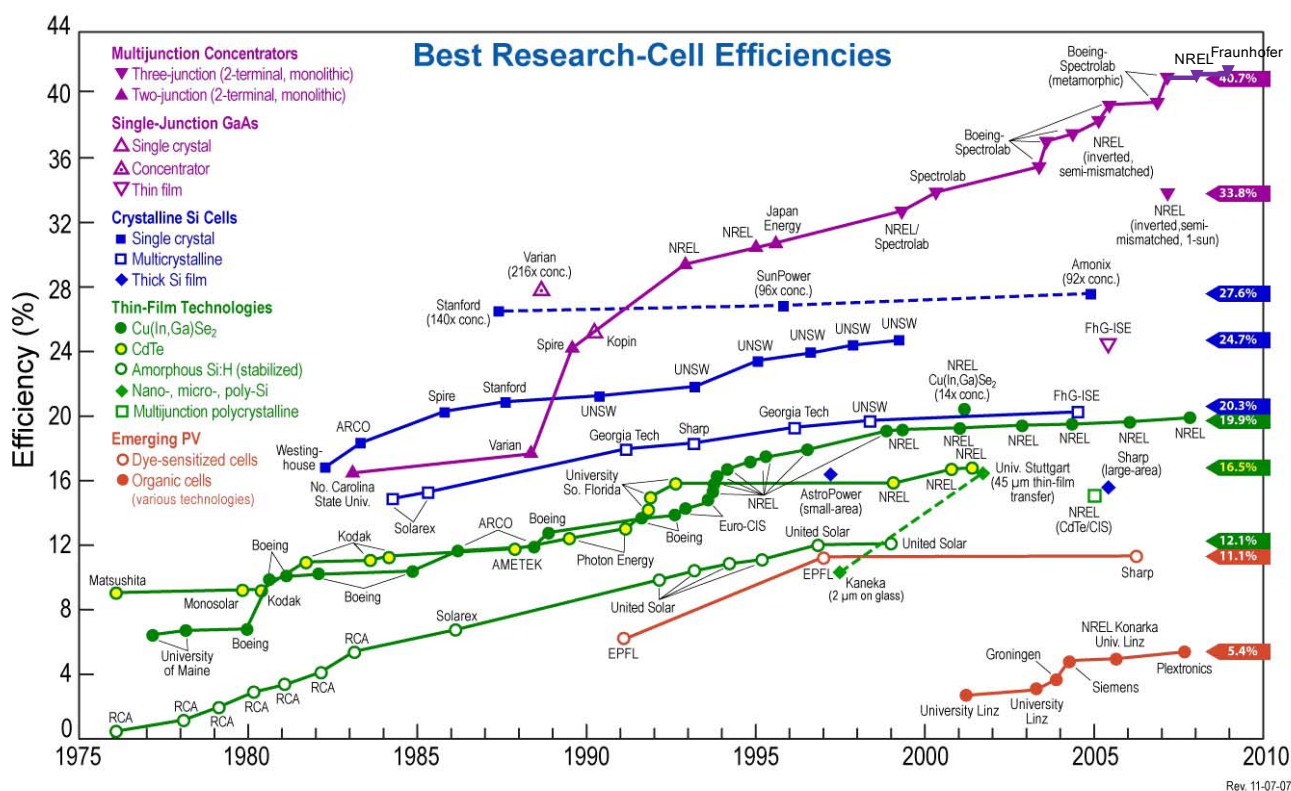
The energy conversion efficiency of a solar cell is defined as the ratio of the electric power generated by the solar cell to the incident sunlight energy into the solar cell per time. Currently in laboratories the highest reported cell efficiencies are around 40%, while the energy conversion efficiencies for thermal power generation can exceed 50%. This fact however does not mean that thermal generation is superior since its resources such as fossil fuels are limited, while solar energy is essentially unlimited. The incident energy flux spectrum of sunlight for reported solar cell efficiencies is standardized as some specifically defined spectra such as Air Mass 0 (AM0), Air Mass 1.5 Global and Direct (AM1.5G and AM1.5D) [2–4]. Figure 1 shows the AM1.5G spectrum, most commonly referred for terrestrial-use solar cells under non-concentrated sunlight spectrum measurements. The solar spectrum widely ranges through 300 nm to 2,000 nm with its peak around at 500–600 nm and a large fraction stems from the visible range. The dips prominently observed around at 1,100 nm, 1,400 nm etc. are due to the absorption, mainly by  $\text{CO}_2$  and  $\text{H}_2\text{O}$ , in the atmosphere. The energy fraction of the solar spectrum utilized by an ideal single-junction (i.e., one p–n junction equipped) solar cell with an energy bandgap of 1.4 eV determined by the *detailed balance limit* calculation representing the thermodynamical solar energy conversion efficiency limit developed by Shockley and Queisser [5] is shown in Figure 1. The area ratio of this energy generation spectrum by the solar cell to the solar irradiation spectrum corresponds to the energy conversion efficiency and is 31% in this case. Concentration of sunlight into a smaller incident area using lenses has two advantages for solar cell applications. The first is the material cost reduction with smaller area of cells required to generate the same amount of energy. The second is the efficiency enhancement with the higher open-circuit voltage  $V_{OC}$  increasing logarithmically with the ratio of the photocurrent to the constant dark or recombination current, while the photocurrent simply increases in proportion to solar concentration. However, too much sunlight concentration would rather reduce  $V_{OC}$  with increased temperature and also induce significant power loss by the series resistance. There is therefore an optimized concentration factor for each solar cell, practically a couple of hundred suns. Although this paper will not discuss the details of concentrators, interested readers can refer [6–8].

**Figure 1.** Solar irradiation spectrum of AM1.5G, 1 sun and energy utilization spectrum by a single-junction solar cell with an energy bandgap of 1.4 eV. Calculated energy conversion efficiency  $\eta = 31.3\%$ .



In this paper, we focus on solar cells made of III-V semiconductor compounds since these types of solar cells have exhibited the leading energy conversion efficiencies, rather than the other materials represented by silicon [9]. Besides the potential for high efficiency, III-V semiconductor compound materials have advantages including the bandgap tunability by elemental compositions, higher photon absorption by the direct bandgap energies, higher resistivity against high-energy rays in space, and smaller efficiency degradation by heat than Si solar cells. The energy conversion efficiencies of III-V solar cells have been steadily increasing year-to-year and are approaching 40% for the laboratory-scale cells, as seen in Figure 2 [10]. A lot of efforts have been made to date to improve the cell performance further for the purpose of the development of space activities and as a solution for the upcoming energy crisis and global environmental issues. In this paper, key factors recently being studied intensively for performance enhancement of III-V semiconductor compound solar cells were selected for review. The principle, history and recent developments of multijunction III-V solar cells are described in Section 2. Section 3 focuses on the fabrication and characteristics of the materials with bandgap energies around 1.0 eV, one of the most critical issues for the further development of III-V multijunction cells in the near future. An overview of the strategies for effective use of higher and lower energy photons than the photovoltaic materials' bandgaps is given in Sections 4 and 5, respectively. Newly emerging solar cells with plasmonic metallic nanostructures manipulating photonic energy flow directions to enhance sunlight absorption in thin photovoltaic semiconductor materials are introduced in Section 6.

**Figure 2.** Chronological record energy-conversion efficiencies of solar cells. Two latest highest records have been added to the “Best Research-Cell Efficiencies” table available at [http://en.wikipedia.org/wiki/Solar\\_cell](http://en.wikipedia.org/wiki/Solar_cell). Originally generated by Sarah R. Kurtz, Lawrence L. Kazmerski *et al.* at National Renewable Energy Laboratory/National Center for Photovoltaics (as a work of the U.S. federal government, the image is in the public domain).

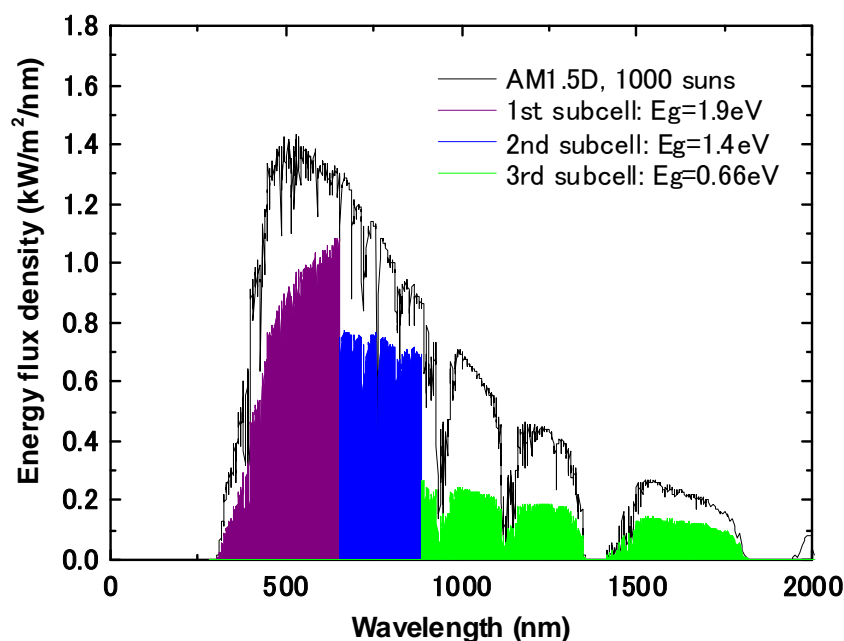


## 2. Developments of Multijunction III-V Solar Cells

One of the major factors of energy loss in a solar cell is the gap between the photon energy and the bandgap energy  $E_g$  of the photovoltaic material. No absorption would occur if the photon energy was smaller than the bandgap energy and merely the part equal to the bandgap energy out of the photon energy could be extracted as electric power leaving the other part wasted as heat if larger. Multistacking of photovoltaic materials of different bandgap energies is therefore commonly used for high efficiency III-V solar cells to reduce this energy loss and absorb the photon energy from the sunlight spectrum more widely and efficiently, taking advantage of the tunability of bandgap energies and lattice constants with the compositions of III-V semiconductor compounds, called multijunction or tandem cells. For instance, Figure 3 shows an energy utilization spectrum for a series-connected AlInGaP (1.9 eV) / GaAs (1.4 eV) / Ge (0.66 eV) triple-junction solar cell calculated as 50.1% efficient with Shockley and Queisser's *detailed balance limit* scheme under 1,000 sun concentration (41.4% under AM1.5G, 1 sun), exhibiting significantly higher efficiency represented by the spectral coverage relative to single-junction solar cells, e.g., Figure 1. A *detailed balance limit* calculation estimated by Henry shows that a 36-gap or -junction cell ideally would reach 72% efficiency at a

concentration of 1,000 suns relative to the 37% for a 1-gap cell [11]. A theoretical calculation for the ideal efficiencies according to the bandgap energy combinations of the top and bottom semiconductor materials in dual-junction (2J) solar cells are mapped in Figure 4 [12]. Similar calculations under different conditions are found in [13,14].

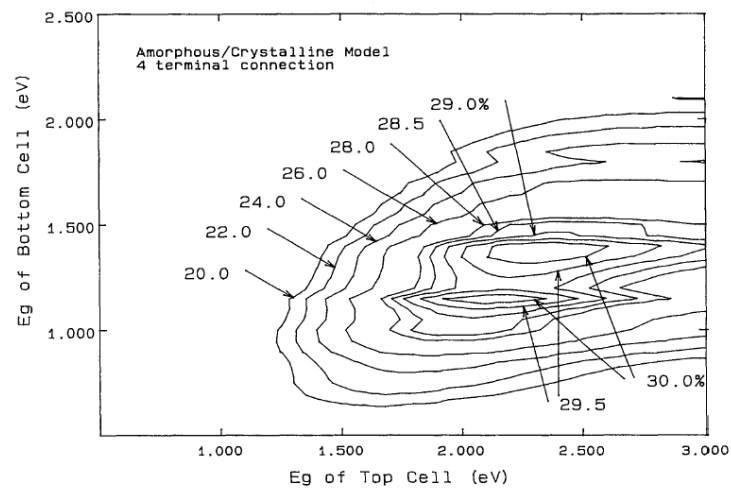
**Figure 3.** Solar irradiation spectrum of AM1.5D, 1,000 suns and energy utilization spectrum by a series-connected AlInGaP (1.9 eV) / GaAs (1.4 eV) / Ge (0.66 eV) triple-junction solar cell calculated with the “detailed balance limit” scheme with current-match restriction. Calculated energy conversion efficiency  $\eta = 50.1\%$  ( $\eta = 41.4\%$  under AM1.5G, 1 sun).



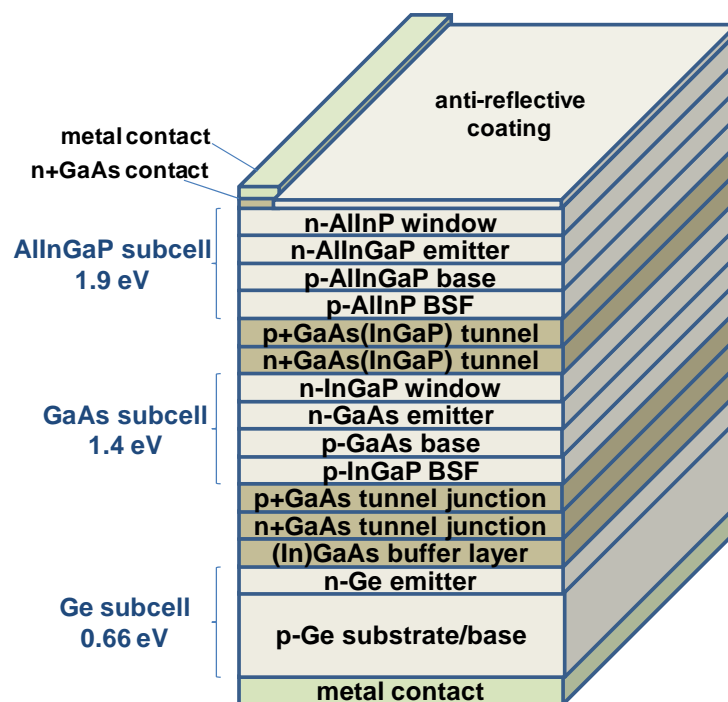
For multijunction cells, series-connected or two-terminal monolithic structures are generally favored and used rather than expensive and impractical three- or four-terminal structures [15]. A schematic cross-sectional diagram of a monolithic 3J solar cell structure is shown in Figure 5. Multijunction solar cells have been layered by epitaxial growth generally with metalorganic chemical vapor deposition (MOCVD) requiring lattice matching among the stacked semiconductor materials [16–19]. Figures 6 and 7 [20] show the relation between the lattice constants and the bandgap energies for commonly used III-V semiconductor compounds.

One of the most common and highest efficiency two 2J cells consists of a combination of  $\text{In}_{0.49}\text{Ga}_{0.51}\text{P}$  and GaAs with the same lattice constant of  $5.64 \text{ \AA}$  and the bandgap energy of 1.86 eV and 1.42 eV, respectively [21–23]. This InGaP/GaAs cell has the highest efficiency of 30.3% under AM1.5G solar spectrum with 1-sun intensity ( $100 \text{ mW cm}^{-2}$ ) among monolithic 2J cells [9,23], while 4-terminal configuration allowed the highest 2J efficiency of 32.6% under AM1.5D spectrum at 100 suns for a lattice-mismatched GaAs/GaSb stack (GaSb:  $6.09 \text{ \AA}$ , 0.70 eV) [24]. Quite recently, a 32.6% efficient monolithic InGaP/GaAs 2J cell under AM1.5D at 1000 suns has been also reported [25].

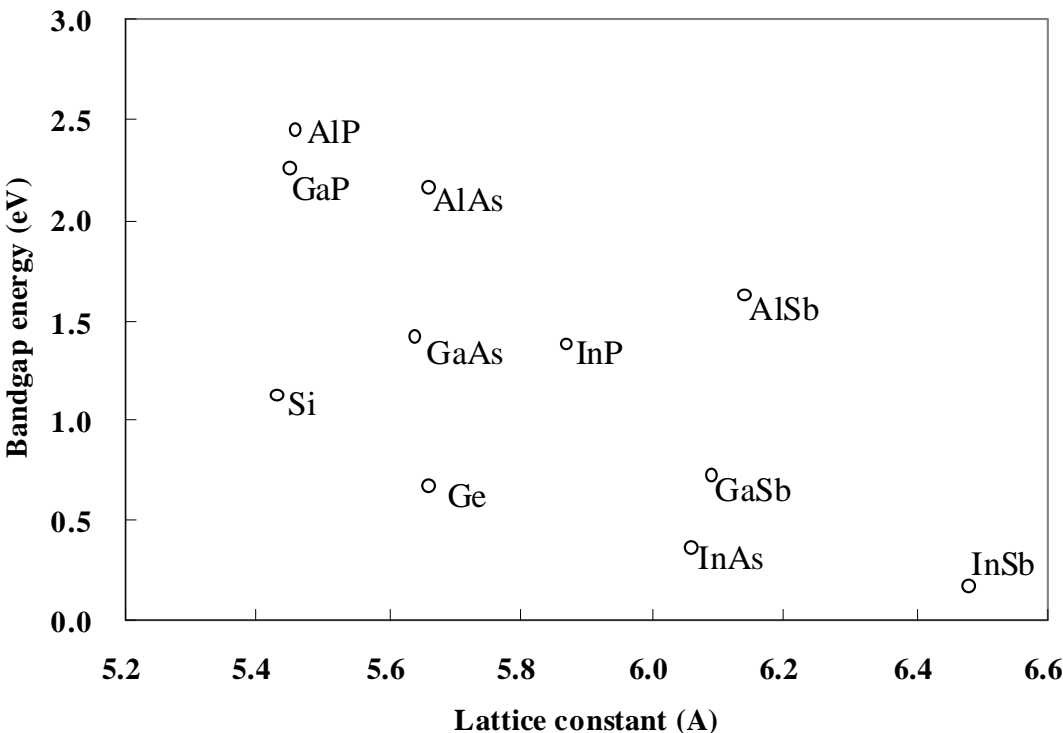
**Figure 4.** Calculated isoefficiency map for dual-junction four-terminal solar cells under AM1.5G spectrum at one-sun illumination according to the top and bottom cell bandgaps (reprinted from [12]; © 1992, with permission from The Japan Society of Applied Physics).



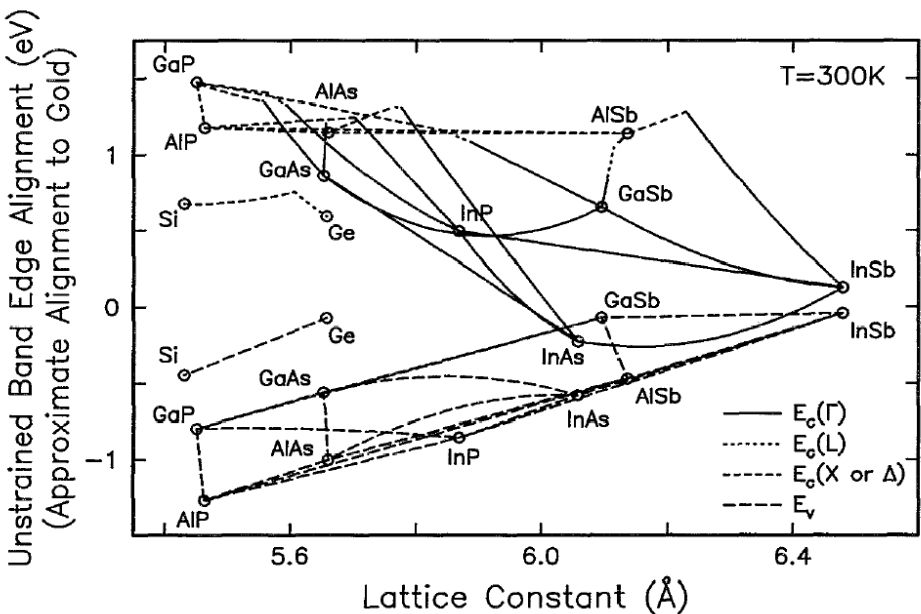
**Figure 5.** Cross-sectional schematic of a triple-junction cell structure.



**Figure 6.** Bandgap energies plotted as a function of the lattice constant of semiconductors.



**Figure 7.** Conduction band edge and valence band edge energies plotted as a function of the lattice constant of semiconductors. The zero energy point represents the approximate gold Schottky barrier position in the band gap of any given alloy (reused with permission from [20]; © 1992, American Institute of Physics).






For 3J cells, the most common so far, a Ge bottom cell is added to the InGaP/GaAs 2J cell to form an InGaP/GaAs/Ge structure for Ge's lattice constant of 5.66 Å nearly equal to that of InGaP/GaAs. This 3J structure is grown on a Ge substrate and an advantage that Ge is a cheaper and mechanically stronger material than GaAs relative to cells grown on GaAs substrates. Spectrolab, a leading manufacturer of high performance III-V cells, presented a lattice-matched  $\text{In}_{0.495}\text{Ga}_{0.505}\text{P}/\text{In}_{0.01}\text{Ga}_{0.99}\text{As}/\text{Ge}$  3J cell with a 39.0% efficiency at 236 suns under AM1.5D in 2005 [26,27] followed by a metamorphic (i.e., slightly lattice-mismatched)  $\text{In}_{0.56}\text{Ga}_{0.44}\text{P}/\text{In}_{0.08}\text{Ga}_{0.92}\text{As}/\text{Ge}$  with 40.7% at 240 suns in 2007 [28,29]. Higher indium content in top InGaP and middle InGaAs subcells pulls their bandgap energies down and increases photocurrent in those subcells to obtain a better current-matching to the bottom Ge subcell. Fraunhofer Institute have achieved a 41.1% efficiency at 454 suns under AM1.5D with a metamorphic  $\text{In}_{0.65}\text{Ga}_{0.35}\text{P}/\text{In}_{0.17}\text{Ga}_{0.83}\text{As}/\text{Ge}$  3J cell in 2009 [30].

Solar cell efficiency records have been generated mostly indeed with InGaP/(In)GaAs/Ge 3J and its derivative InGaP/(In)GaAs/InGaAs, discussed in the next section, structures in the past twenty years. The efficiency record in this way is still being increased little by little and year by year just by modifications of this InGaP/GaAs/Ge 3J system. However, it should be noted that the 0.66 eV bandgap energy of Ge is not optimal as the material for the bottom subcell in a 3J cell. This point will be discussed in the following section.

Specifically for the space use, very thin, light and flexible InGaP/GaAs 2J and InGaP/GaAs/Ge 3J cells are being developed recently [31–33]. Figure 8 shows a photograph of a flexible InGaP/GaAs 2J device [33]. Although the fabrication processes have not been well disclosed, the photovoltaic layers are attached to metal or polymer supporting films and the parent substrates for the epitaxial growth are removed somehow.

**Figure 8.** Photograph of a flexible thin-film InGaP/GaAs dual-junction  $4 \times 7 \text{ cm}^2$  film-laminated cell (reprinted from [33]; © 2006, with permission from IEEE).





For further improvement of the cell efficiency, cells with more junctions are being proposed such as an InGaP/GaAs/InGaAsN/Ge four-junction (4J) structure [34], which will be also discussed in the following section. Recently an (Al)InGaP/InGaP/Al(In)GaAs/(In)GaAs/InGaAsN/Ge 6J cell has been demonstrated [35]. The efficiency of this 6J cell was 23.6% under AM0 at 1 sun ( $135 \text{ mW cm}^{-2}$ ). (Note that the intensities of 1 sun for AM1.5 and AM0 are different. See [4,36] for the detail of the standard artificial solar spectra for cell measurements.) This efficiency is much lower than the highest efficiency 3J cell regardless of more number of junctions presumably due to the current-limiting InGaAsN layer with low quantum efficiency.  $V_{OC}$  of this 6J cell was however 5.33 V, significantly higher than the 3.09 V of the highest efficiency 3J cell, simply because of the series connection of six semiconductor materials.

In-Ga-N nitride compound solar cells have been proposed and are currently being studied for the requirement of high- $E_g$  top subcells, with  $E_g$  higher than 1.8 eV of  $\text{In}_{0.49}\text{Ga}_{0.51}\text{P}$ , for >3J multijunction stacking [37–40]. A fascinating advantage for this In-Ga-N system is its wide range of available  $E_g$ , from 0.7 eV of InN to 3.4 eV of GaN [41]. Incorporation of aluminum forming Al-In-Ga-N would lift the upper edge even further, up to 6.2 eV for AlN. For quaternary compounds, lattice-matched multijunction cells could be constructed in principle by their independent tunability of lattice constants and bandgap energies, while their growth with proper dislocation densities and p/n doping looks still challenging at this point.

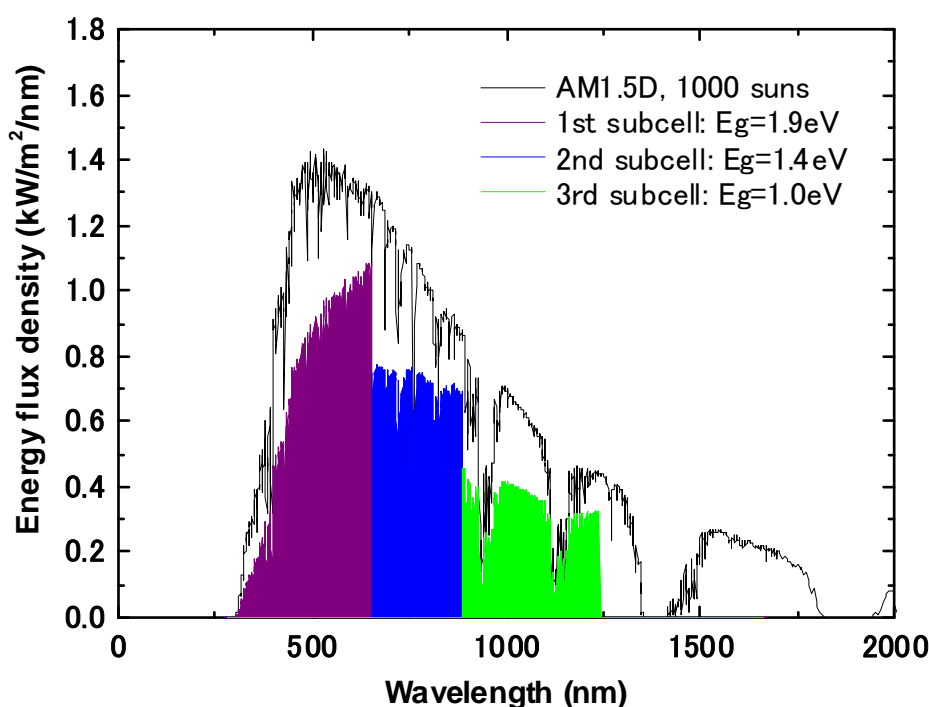
A collaborative US team based on a Defense Advanced Research Projects Agency's (DARPA) program are working on a novel type of solar cell module with sunlight spectral splitting by dichroic filters and independently located cells with varied bandgap energies [42,43]. In this architecture, each cell will receive a fraction of the solar spectrum most efficiently absorbed and converted into electrical power and can avoid the current-matching issue among subcells and free carrier absorption loss [44–46] in upper subcells for monolithic devices. They have tested independent InGaP/GaAs 2J, Si 1J and InGaAsP/InGaAs 2J cells without the optical splitting architecture but with proper filters to mimic spectral incidence to each cell and reported a 42.7% efficiency simply by summing up the three cells' efficiencies to suggest a potential for very high efficiency photovoltaic modules.

### 3. 1.0 eV Bandgap Subcells

The optimal bandgap energy for the bottom cells in 3J solar cells is known to be around 1.0 eV considering the current matching among three subcells, assuming the top 2J structure is the (Al)InGaP/GaAs. For example, *detailed balance limit* calculation for a series-connected AlInGaP (1.9 eV) / GaAs (1.4 eV) / 1.0 eV 3J solar cell under 1,000 suns gives a 55.0% efficiency, higher than 50.1% for an AlInGaP/GaAs/Ge cell in Figure 3, with an excellent current matching (Figure 9) (44.4% under AM1.5G, 1 sun). Therefore materials of ~1.0 eV bandgap lattice-matched to GaAs and Ge have been intensively researched. As well as replacing the Ge subcell with a 1.0 eV bandgap material, insertion of a 1.0 eV material between the GaAs and Ge subcells would also improve the efficiency. The detailed balance limit efficiency of a series-connected AlInGaP (1.9 eV) / GaAs (1.4 eV) / 1.0 eV / Ge (0.66 eV) 4J solar cell under 1,000 suns is calculated as 60.9% (Figure 10) (47.7% under AM1.5G, 1 sun). The GaAs middle subcell in an InGaP/GaAs/Ge 3J cell limits the overall photocurrent (i.e., has the smallest photocurrent among the three subcells) and therefore an increase of

the InGaP top subcell bandgap by adding Al and increasing Al content in the AlInGaP quaternary would improve the efficiency. However addition of Al induces a significant reduction of the photocurrent of the InGaP cell probably due to the adverse effect of Al and the associated oxygen contamination on minority-carrier properties [47]. Lowering the bandgap of the current-limiting GaAs middle subcell by substituting a portion of the Ga content with In is another approach for higher efficiency than the InGaP/GaAs/Ge 3J cell, although this approach accompanies lattice mismatch and requires graded buffer layers or suffers from large density of dislocations otherwise [27,48]. Thinning of the InGaP subcell to pass a fraction of photons to the GaAs subcell is an alternative, moderate solution [13].

**Figure 9.** Solar irradiation spectrum of AM1.5D, 1,000 suns and energy utilization spectrum by a series-connected AlInGaP (1.9 eV) / GaAs (1.4 eV) / 1.0 eV triple-junction solar cell calculated with the “detailed balance limit” scheme with current-match restriction. Calculated energy conversion efficiency  $\eta = 55.0\%$  ( $\eta = 44.4\%$  under AM1.5G, 1 sun).

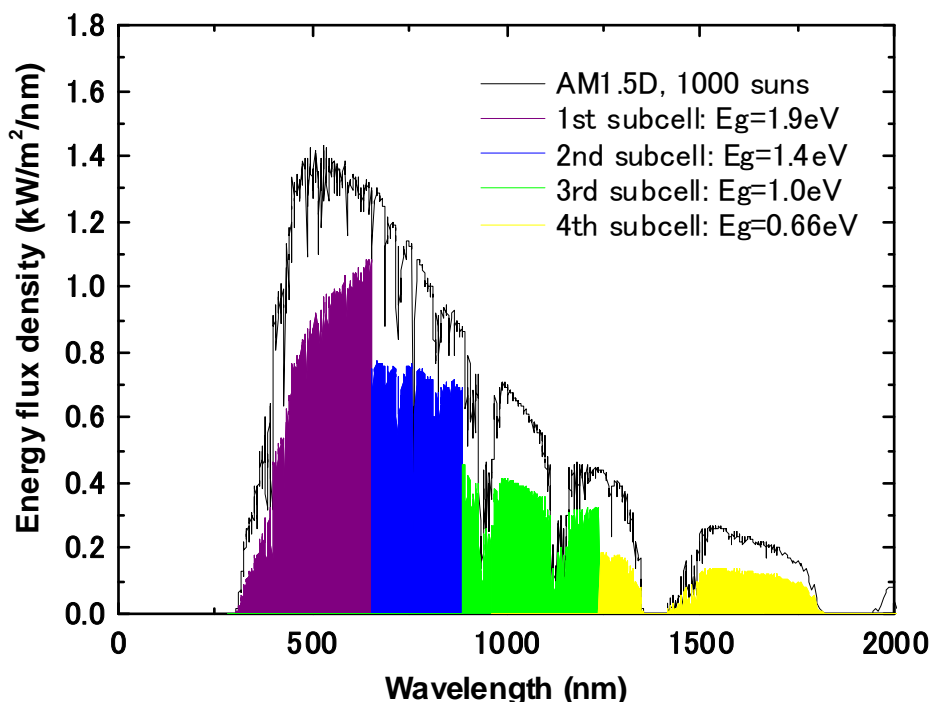


$\text{In}_x\text{Ga}_{1-x}\text{As}_{1-y}\text{N}_y$  can be lattice matched to GaAs for compositions satisfying  $x = 3y$  and can have a bandgap of  $\sim 1.0$  eV [49]. Although this InGaAsN has been thought to be the most promising candidate, its minority carrier diffusion length has been too short, resulting low output photocurrent [50–52]. Other candidates such as  $\text{ZnGeAs}_2$ ,  $\text{GaTiP}_2$  and InGaAsB have not shown very promising properties either [15].

Sb has been recently incorporated in the nitride system to form InGaAsNSb cells lattice-matched to GaAs with 0.92 eV bandgap and demonstrated relatively high quantum efficiency and current density enough for current-matching to the InGaP/GaAs cell [53,54]. The low  $V_{OC}$  observed at this point

obscures advantage of this InGaAsNSb over Ge cells, but improvement of grown crystal quality would be able to push this new compound up to the list of promising candidates.

**Figure 10.** Solar irradiation spectrum of AM1.5D, 1,000 suns and energy utilization spectrum by a series-connected AlInGaP (1.9 eV) / GaAs (1.4 eV) / 1.0 eV / Ge (0.66 eV) four-junction solar cell calculated with the “detailed balance limit” scheme with current-match restriction. Calculated energy conversion efficiency  $\eta = 60.9\%$  ( $\eta = 47.7\%$  under AM1.5G, 1 sun).

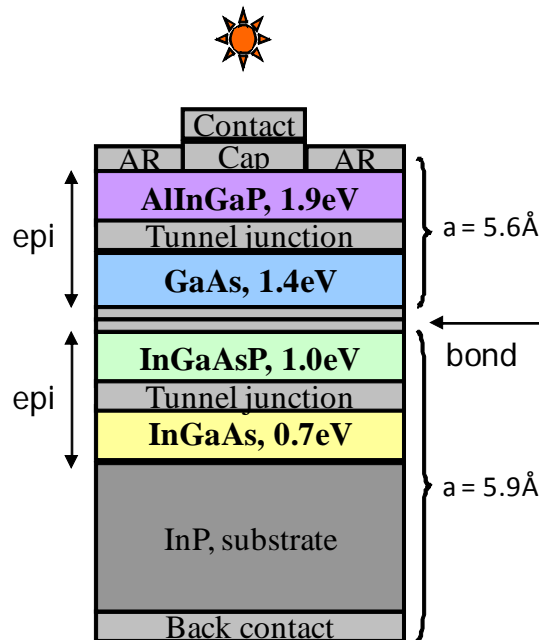


An alternative is a 1.0 eV InGaAs material lattice-mismatched to GaAs with graded compositions in epitaxial growth [55]. The U.S. National Renewable Energy Laboratory (NREL) grew a  $\sim 1$  eV InGaAs subcell lattice-mismatched to GaAs by 2.2% on an inversely grown GaAs/InGaP 2J subcell via transparent compositionally graded layers. This epitaxial structure was mounted to a pre-metallized Si supporting wafer and then the parent GaAs substrate was selectively removed resulting an InGaP/GaAs/InGaAs 3J cell [56,57]. This inversely grown cell achieved a 40.8% efficiency under AM1.5D at 140 suns [58] as well as the highest efficiency (as of January 2009 [9]) for AM1.5G, 1 sun condition of 33.8% [59].

Direct wafer bonding could be also used for lattice-mismatched stack. A bonded GaAs/In<sub>0.53</sub>Ga<sub>0.47</sub>As monolithic 2J cell with a lattice mismatch of 4% has been prepared, indicating potential for an InGaP/GaAs/InGaAsP/InGaAs 4J cell, as depicted in Figure 11, through bonding of an InGaP/GaAs 2J subcell and an InP-based 1eV-InGaAsP/0.73eV-InGaAs 2J subcell with the 4% lattice mismatch [60]. As a strategy to lower manufacturing costs by reusing expensive III-V semiconductor compound substrates, Ge/Si and InP/Si alternative growth substrates fabricated through wafer bonding and layer transfer of Ge and InP thin films onto Si substrates and growth of InGaP/GaAs 2J and

InGaAs 1J cells on each with comparable cell efficiencies relative to cells grown on bulk Ge and InP substrates, respectively, have been demonstrated [61,62].

**Figure 11.** Cross-sectional schematic of a direct-bonded monolithic lattice-mismatched four-junction solar cell.



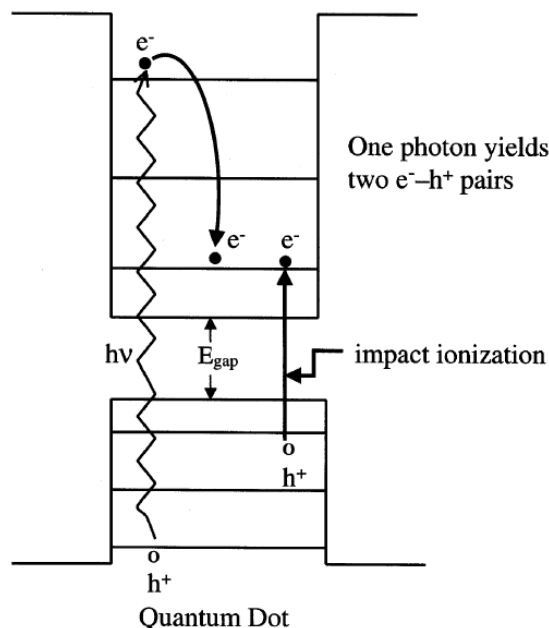
#### 4. Utilization of Higher Energy Photons

The most crucial loss mechanism for solar cell efficiency is the energy mismatch between the photons and the bandgap of photovoltaic materials, as mentioned in Section 2. Some concepts to utilize the photons with energy higher and lower than the semiconductor bandgap will be discussed in Sections 4 and 5.

One method to utilize higher energy photons is multiple carrier excitation from one photon by impact ionization, schematically depicted in Figure 12, the inverse process of Auger recombination [63,64]. This nonlinear phenomenon is more commonly called “multiple exciton generation” or “carrier multiplication”. In semiconductor quantum dots (QDs), also called “nanocrystals”, the carrier cooling rate can be significantly reduced due to the discrete character of the carrier density of states. Also, the impact ionization rate is greatly enhanced because of the moderated momentum-match condition and enhanced Coulomb interaction between excitons due both to the three-dimensional carrier confinement. Multiple carrier excitation can thus be quite efficient in quantum-confined semiconductor QDs, while it is inefficient in bulk semiconductors due to the much faster carrier recombination rate than the impact ionization rate [65]. Currently quantum efficiency enhancement using this multiple carrier excitation process is intensively studied with PbSe, PbS and CdSe QDs using high energy incident optical beam. Surprisingly a quantum efficiency (QE) of 300% [66], excitation of three electron-hole pairs from each incident photon, has been demonstrated with PbSe QDs followed by the even more striking news of a 700% QE in 2006 [67]. They verified generation of more-than-one exciton pairs from each incident photon in QDs through detection of

exciton population evolution by time-transient absorption measurements in the time scale of biexciton decay lifetime [64,68,69]. Multiple exciton generation has been observed also in InAs [70,71] and Si [72] QDs.

**Figure 12.** Schematic energy diagram for impact ionization generating two carrier pairs from each incident photon (reprinted from [63]; © 2002, with permission from Elsevier.)



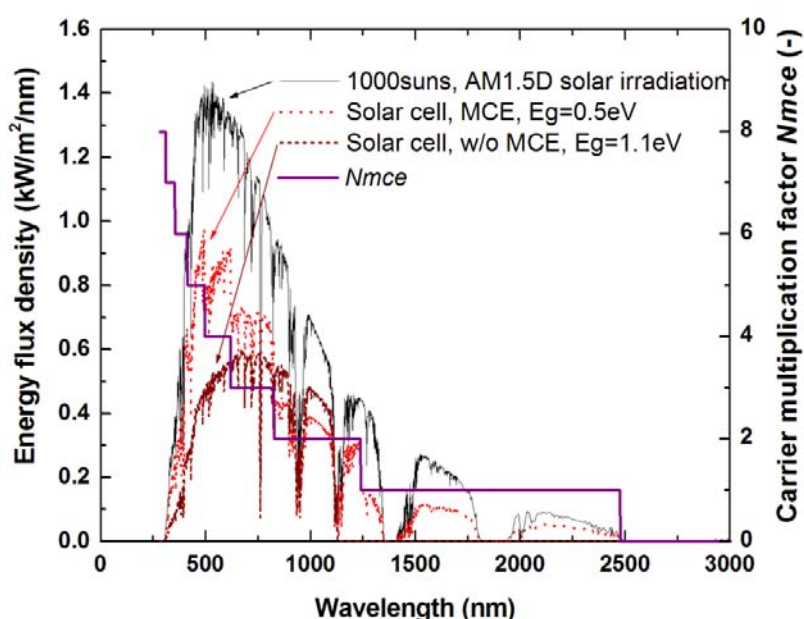
One issue for efficient utilization of multiple carrier excitation is the existence of the threshold or onset of multiple excitation generation in terms of incident photon energy. In most experimental studies, carrier multiplication energy threshold  $E_{CM}$  has been observed as significantly higher than naively-expected  $2E_g$ . This phenomenon is even more prominent in bulk semiconductors, where  $E_{CM} \sim 4E_g$  provided electron effective mass  $m_e \sim$  hole effective mass  $m_h$  [73,74], due to the requirement of energy and momentum conservation among carriers involved in impact ionization. Successful  $E_{CM}$  reduction down to  $\sim 2E_g$  however has been recently observed utilizing momentum spread and small  $m_e/m_h$  ratio in InAs QDs [71]. In this  $E_{CM}$  aspect, III-V semiconductor compound QDs can be practically more useful than II-VI QDs for smaller  $m_e/m_h$  ratio and stronger exciton-exciton Coulomb coupling due to smaller dielectric constants as well as established device fabrication technologies and circumvent of lead-salts' toxicity.

Detailed balance limit calculations for solar cell efficiency with multiple carrier excitation have been carried out [75–77]. For example, the efficiency limit for single-junction cells generating up to 8 electron-hole pairs from one photon was estimated as 58% under a 1,000-sun illumination (39% for 1 sun) relative to 38% (31% for 1 sun) without multiple carrier excitation with their optimized energy bandgaps assuming  $E_{CM} \sim 2E_g$  (Figure 13) [77].

Incidentally, the mechanism for multiple carrier excitation is still unclear and being intensively discussed [78]. Some new physical models for instance are proposed suggesting a contribution from confinement-enhanced Coulomb interactions in nanocrystals and large spectral densities of high-energy single-exciton and multi-exciton states with a claim that such high quantum efficiencies

experimentally observed cannot be explained merely by impact ionization [66,79]. Even the existence of multiple carrier excitation process itself is still somewhat controversial [80] because no direct observation of multiple carrier excitation in the shape of photocurrent extracted from a semiconductor has been made yet.

**Figure 13.** (Left vertical axis) Solar irradiation spectrum of AM1.5D, 1,000 suns and energy utilization spectrum by a single-junction solar cell with the optimized energy bandgap to obtain the maximum efficiency for each case with and without multiple carrier excitation (MCE).  $E_g = 0.5$  eV, energy conversion efficiency  $\eta = 57.6\%$  for the cell with MCE and  $E_g = 1.1$  eV,  $\eta = 37.6\%$  for the cell without MCE. (Right vertical axis) The carrier multiplication factor at each wavelength for the cell with MCE was also plotted.



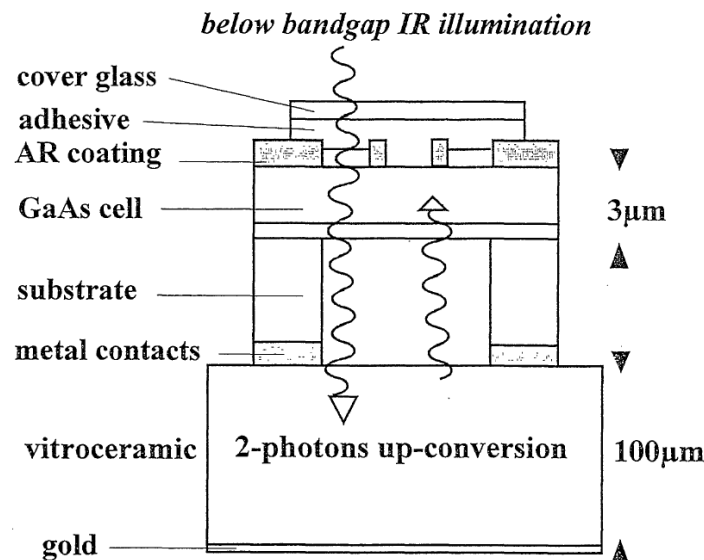
Another idea to utilize of higher energy photons is to induce emission of two lower-energy photons from incident of one higher-energy photon by introduce an impurity level in the bandgap of the photovoltaic material. This concept is called down-conversion and was demonstrated in  $\text{Eu}^{3+}$ -doped  $\text{LiGdF}_4$  emitting two visible photons for each absorbed UV photon through a two-step energy transfer from excited  $\text{Gd}^{3+}$  into  $\text{Eu}^{3+}$  emitting two photons [81]. It is suggested that III-V semiconductor compounds such as AlAs and GaP doped with proper impurities could be down-converters [82]. A similar down-converting process has been recently demonstrated in Si QDs with  $\text{Er}^{3+}$  ions in  $\text{SiO}_2$  matrices [83].

## 5. Utilization of Lower Energy Photons

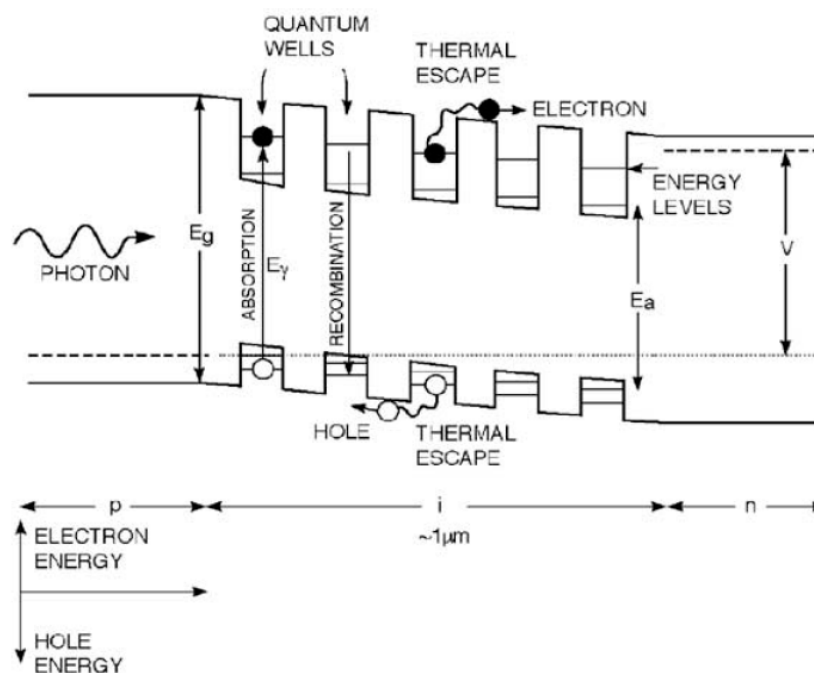
An emerging idea is to utilize the photons with lower energy than the bandgap of photovoltaic materials, which would be wasted as heat in conventional solar cells, by up-converting the lower-energy photons into higher energy photons. Two IR photons absorbed by a vitroc ceramic doped with certain rare earth's, for instance, could emit one visible photon [84]. Sub-bandgap photons can be utilized by putting such an up-converting material in front of a solar cell or behind a solar cell with a

reflector behind the up-converter. This concept was proven for a GaAs cell with a rare-earth-doped vitroc ceramic up-converter, as depicted in Figure 14, showing power output from IR incident light [85]. The upper limit of cell efficiency with an up-converter was estimated to be 48% and 63% under 1 sun and 46,200 suns, the geometrical concentration limit, respectively [86].

**Figure 14.** Cross-sectional schematic of the experimental coupling of a substrate-free GaAs solar cell to a vitroc ceramic doped with  $\text{Er}^{3+}$  and  $\text{Yb}^{3+}$  (reprinted from [57]; © 1996, with permission from The Japan Society of Applied Physics.)



**Figure 15.** Schematic energy band diagram of a quantum-well solar cell (reprinted from [63]; © 2002, with permission from Elsevier.)





Another idea to utilize lower-energy incident photons is to add intermediate bands inside the semiconductor photovoltaic material itself rather than an external up-converter described above. Insertion of impurity levels in the bandgap of photovoltaic materials to excite carriers by photons with energies lower than the bandgap is proposed [87,88]. Quantum well (QW) or quantum dot (QD) structures can also enable photons of lower energy than the bandgap of the original photovoltaic material to be absorbed by QWs/QDs with narrower bandgap incorporated in the original material [63,89–91]. The carriers or excitons generated in the QWs/QDs can thermally escape onto the conduction band for electrons or valence band for holes to contribute to the total photocurrent enhancement ideally maintaining the photovoltage of the original material, as schematically depicted in Figure 15. Photocurrent enhancement for a GaAs solar cell with InGaAs/GaAs multi-quantum wells (MQWs) relative to a GaAs cell without MQW in the IR region was observed [92]. The efficiency limit for such solar cells with intermediate bands was estimated as 63% under 46000 suns [93], inevitably equal to the value in [86].

## 6. Plasmonic Nanometallic Structures for Light Absorption Enhancement

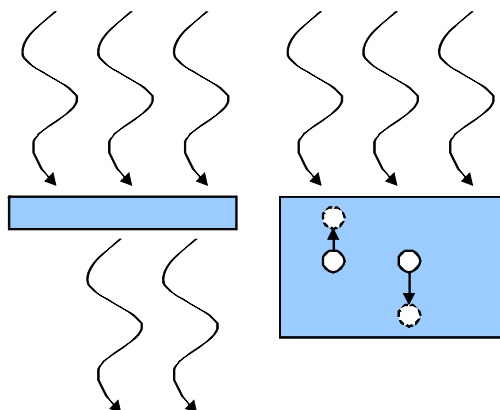
Metal nanoparticles are known to exhibit distinctive optical characteristics, such as surface-enhanced Raman scattering (SERS) and second harmonic generation (SHG), relative to the bulk form of metals [94–96]. Representatives of the use of metal nanoparticles are biomolecular manipulation, labeling and detection with SERS [97,98]. Other optoelectronic fields inspired by metal nanoparticles are also emerging, such as multiphoton absorption and fluorescence excitation for microscopy, microfabrication and optical data storage [99,100].

These characteristics highly rely on the surface plasmon absorption, an enhanced absorption of light or electromagnetic fields by coupling between the incident photons and collective oscillation of free electrons at the metal surface [101,102]. It was theoretically suggested that electromagnetic energy can be guided along periodic chain arrays of closely spaced metal nanoparticles that convert the optical mode into non-radiating surface plasmons [103]. Such plasmonic devices exploit light localization in the dipole-dipole coupling, or collective dipole plasmon oscillations of electrons, in neighboring nanoscale metal particles at the plasmon frequency. Plasmon waveguides consisting of closely spaced Ag nanoparticles with diameters around 30 nm have been experimentally observed to guide electromagnetic energy over distances of several hundred nanometers via near-field particle interactions [104]. Furthermore it has been suggested that light can be routed efficiently around sharp corners of nanoparticle chain arrays [105]. Such plasmon waveguide technologies can potentially be utilized for construction of all-optical nanoscale network [106–108].

Solar cell structures have been suffering from such a trade-off on the thickness of the active photovoltaic layers as follows. Thinner photovoltaic layers will have less light absorption while thicker layers will have more bulk carrier recombination, as schematically depicted in Figure 16. Both of these two factors would be losses for the solar cell electrical output converted from the incident sunlight energy. Therefore the thickness of the active photovoltaic layer is usually optimized to maximize the energy conversion efficiency through that trade-off. Metallic nanostructures can excite surface plasmons and can dramatically increase the optical path length in thin active photovoltaic layers to

enhance overall photoabsorption. In this Section, I describe two schemes to utilize surface plasmons for solar cell applications.

**Figure 16.** Schematic for the trade-off issue in photovoltaic layer thickness. Thinner photovoltaic layers will have less light absorption (left) while thicker layers will have more bulk carrier recombination (right).



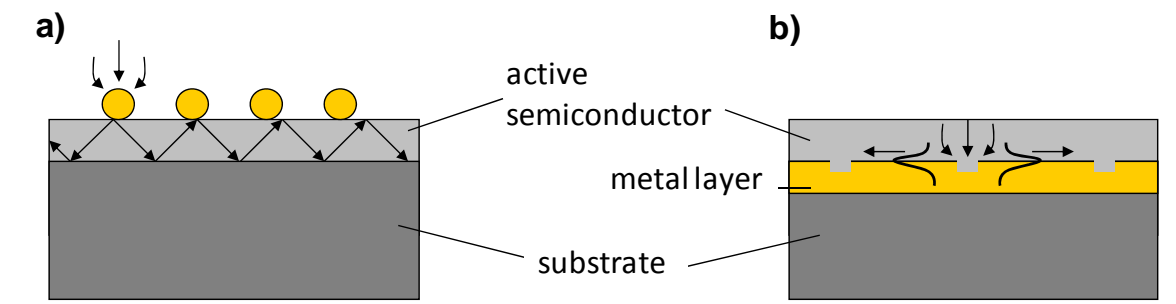
Metal nanoparticles placed on solar cell surfaces can act as “antennas” to collect the incident light with their large extinction cross section near the surface plasmon resonance and then scatter the incident light into a wide range of angles to increase the optical path length in the absorber layer (Figure 17a). This effect has potential for cell cost and weight reduction resulting from use of thinner absorber layers and also for efficiency enhancement associated with increased carrier excitation level. Much higher optical scattering rates over absorption rates can be obtained for noble metal particles to minimize absorption loss by properly choosing particles’ diameters, around 100 nm as a rule of thumb. The ratio of scattering/absorption rates becomes larger for larger particles in the quasistatic limit approximation valid for subwavelength-scale particles, while particles with sizes comparable to or larger than incident wavelengths would suffer from electrodynamic damping to lose the solar energy just as heat generated in the particles. Several research groups have observed photocurrent enhancement for Si cells by this scheme [109–115]. Applications of such plasmonic metal nanoparticles to other types of solar cells such as dye-sensitized solar cells and organic solar cells have been also reported [116–118].

The very same trade-off between the absorption length and the carrier diffusion length exists of course also in III-V semiconductor compound solar cells. A couple of groups have experimentally studied optically-thin GaAs solar cells with arrays of subwavelength-size metal particles on top and observed enhancement in photocurrent particularly in near-IR region and even in overall cell efficiencies [119–121].

By placing a metallic layer at the bottom of a photovoltaic layer as schematically depicted in Figure 17b, incident light can couple into surface plasmons propagating at the semiconductor/metal interface via some subwavelength-size feature such as nanoscale grooves [108,122–124]. In this way, we can convert the direction of energy flux from normal to lateral direction relative to the photovoltaic layer. This is a novel concept to utilize such surface plasmon propagation for solar cell applications to harvest more energy from the sun in thin photovoltaic active layers [119,125].

Some types of conventional solar cells such as silicon solar cells also have metallic back reflectors to increase optical path, while III-V semiconductor compound solar cells such as GaAs cells have thin photovoltaic active layers on top of thick substrate. However, the plasmon-induced absorption enhancement by metallic back structures observed in this study would occur significantly only for strongly absorbing or direct bandgap semiconductors accounting for the energy dissipation in metals.

**Figure 17.** Schematic cross-sectional of solar cell structures with (a) metal nanoparticles on top and (b) a back metal layer. (a) Incident sunlight is collected by subwavelength-scale metal particles with their large extinction cross-section and reradiated into semiconductor in multiple angles to increase optical path length in thin film photovoltaic layers. (b) Incident sunlight is incoupled into surface plasmons propagating at the semiconductor/metal interface via subwavelength-size grooves to increase the optical path by switching the light direction from normal to the photovoltaic layer to lateral.



**Figure 18.** Schematic cross-sectional diagram of the waveguide-like GaAs solar cell with metal back layer.

Au
p+GaAs
30nm p-In <sub>0.49</sub> Ga <sub>0.51</sub> P window
50nm p-GaAs emitter
50nm n-GaAs base
30nm n-In <sub>0.49</sub> Ga <sub>0.51</sub> P BSF
Ag reflection/bonding
Ag bonding
Cr adhesion
p+Si substrate
Au

A calculation for energy dissipation fraction of coupled surface plasmon polaritons propagating at material interfaces into metals and semiconductors showed that most energy is absorbed by GaAs rather than metals for the visible optical wavelength range, which solar cell applications concerns, particularly for the cases with Ag and Al [126]. This result means GaAs can effectively harvest the energy extracted from the coupled surface plasmons beating the Ohmic loss in metals with its strong absorption or large imaginary part of dielectric function. On the other hand, silicon, which is a weak absorber, has much lower energy absorption fraction suffering from Ohmic loss in metals. This is a great benefit for direct bandgap semiconductor materials, which are stronger absorbers, for such types of “plasmonic” solar cell applications. Based on this concept, prototype thin film GaAs solar cells with Ag back layers have been fabricated with net photocurrent enhancement throughout the solar spectral range relative to the reference GaAs cell with an absorbing GaAs back layer (Figure 18) [119]. A peak for the normalized photocurrent around at the GaAs bandedge was found and attributed to multiple-angle reflection at the Ag back layer. Another photocurrent enhancement peak was found at 600 nm and is due either to surface plasmon coupling at the GaAs/Ag interface or Fabry-Perot resonance effect.

## 7. Conclusions

In this paper, recent developments in the field of III-V semiconductor compound photovoltaics were introduced and possible strategies for further efficiency improvements were discussed. Around-40% efficiencies have already been achieved with multijunction solar cells. For further efficiency improvement, a 1.0 eV bandgap material lattice-matched to GaAs and Ge is currently being sought. Nitrides are the strongest candidates, while suffering from their low quantum efficiencies. Lattice-mismatch strategies are also going on, such as compositionally graded growth and direct wafer bonding. Lower-dimension systems such as quantum well and dot structures are emerging to realize multiple-carrier excitation and multiple-photon absorption to break the conventional efficiency limit. Metal nanoparticles and metallic thin films with subwavelength-scale grooves are expected to assist sunlight absorption in thin film photovoltaics with surface plasmon resonance.

## References and Notes

1. Nozik, A.J. Exciton multiplication and relaxation dynamics in quantum dots: Applications to ultrahigh-efficiency solar photon conversion. *Inorg. Chem.* **2005**, *44*, 6893–6899.
2. Emery, K.A.; Osterwald, C.R. Solar-cell efficiency measurements. *Sol. Cells* **1986**, *17*, 253–274.
3. Nann, S.; Emery, K. Spectral effects on PV-device rating. *Sol. Energy Mater. Sol. Cells* **1992**, *27*, 189–216.
4. Emery, K. Measurement and characterization of solar cells and modules. In *Handbook of Photovoltaic Science and Engineering*, 1st ed.; Luque, A., Hegedus, S., Eds.; Wiley: New York, NY, USA, 2003; Chapter 16, pp. 701–752.
5. Shockley, W.; Queisser, H.J. Detailed balance limit of efficiency of p-n junction solar cells. *J. Appl. Phys.* **1961**, *32*, 510–519.
6. Campbell, P.; Green, M.A. The limiting efficiency of silicon solar-cells under concentrated sunlight. *IEEE Trans. Electron Devices* **1986**, *33*, 234–239.

7. Andreev, V.M.; Grilikhes, V.A.; Rumyantsev, V.D. *Photovoltaic Conversion of Concentrated Sunlight*, 1st ed.; Wiley: New York, NY, USA, 1997.
8. Swanson, R.M. Photovoltaic Concentrators. In *Handbook of Photovoltaic Science and Engineering*, 1st ed.; Luque, A., Hegedus, S., Eds.; Wiley: New York, NY, USA, 2003; Chapter 11, pp. 449–503.
9. Green, M.A.; Emery, K.; Hishikawa, Y.; Warta, W. Solar cell efficiency tables (version 33). *Prog. Photovoltaics Res. Appl.* **2009**, *17*, 85–94.
10. Kazmerski, L.L.; Gwinner, D.; Hicks, A. *Best research-cell efficiencies*. Available online: [http://en.wikipedia.org/wiki/File:PVeef\(rev110707\)d.png](http://en.wikipedia.org/wiki/File:PVeef(rev110707)d.png) (accessed July 9, 2009).
11. Henry, C.H. Limiting efficiencies of ideal single and multiple energy-gap terrestrial solar-cells. *J. Appl. Phys.* **1980**, *51*, 4494–4500.
12. Takakura, H. Optimum design of thin-film-based tandem-type solar-cells. *Jpn. J. Appl. Phys.* **1992**, *31*, 2394–2399.
13. Kurtz, S.R.; Faine, P.; Olson, J.M. Modeling of 2-junction, series-connected tandem solar-cells using top-cell thickness as an adjustable-parameter. *J. Appl. Phys.* **1990**, *68*, 1890–1895.
14. Bett, A.W.; Dimroth, F.; Stollwerck, G.; Sulima, O.V. III-V compounds for solar cell applications. *Appl. Phys. A* **1999**, *69*, 119–129.
15. Olson, J.M.; Friedman, D.J.; Kurtz, S. High-efficiency III-V multijunction solar cells. In *Handbook of Photovoltaic Science and Engineering*, 1st ed.; Luque, A., Hegedus, S., Eds.; Wiley: New York, NY, USA, 2003; Chapter 9, pp. 359–411.
16. Sugo, M.; Takanashi, Y.; Aljassim, M.M.; Yamaguchi, M. Heteroepitaxial growth and characterization of InP on Si substrates. *J. Appl. Phys.* **1990**, *68*, 540–547.
17. Dupuis, R.D. III-V semiconductor heterojunction devices grown by metalorganic chemical vapor deposition. *IEEE J. Sel. Top. Quantum Electron.* **2000**, *6*, 1040–1050.
18. Shimizu, Y.; Okada, Y. Growth of high-quality GaAs/Si films for use in solar cell applications. *J. Cryst. Growth* **2004**, *265*, 99–106.
19. Li, Y.; Weatherly, G.C.; Niewczas, M. TEM studies of stress relaxation in GaAsN and GaP thin films. *Phil. Mag.* **2005**, *85*, 3073–3090.
20. Tiwari, S.; Frank, D.J. Empirical fit to band discontinuities and barrier heights in III-V alloy systems. *Appl. Phys. Lett.* **1992**, *60*, 630–632.
21. Olson, J.M.; Kurtz, S.R.; Kibbler, A.E.; Faine, P. A 27.3-percent efficient Ga<sub>0.5</sub>In<sub>0.5</sub>P/GaAs tandem solar-cell. *Appl. Phys. Lett.* **1990**, *56*, 623–625.
22. Bertness, K.A.; Kurtz, S.R.; Friedman, D.J.; Kibbler, A.E.; Kramer, C.; Olson, J.M. 29.5-percent-efficient GaInP/GaAs tandem solar-cells. *Appl. Phys. Lett.* **1994**, *65*, 989–991.
23. Takamoto, T.; Ikeda, E.; Kurita, H.; Ohmori, M. Over 30% efficient InGaP/GaAs tandem solar cells. *Appl. Phys. Lett.* **1997**, *70*, 381–383.
24. Fraas, L.M.; Avery, J.E.; Sundaram, V.S.; Kinh, V.T.; Davenport, T.M.; Yerkes, J.W.; Gee, J.M.; Emery, K.A. Over 35% efficient GaAs/GaSb stacked concentrator cell assemblies for terrestrial applications. In *Proceedings of the 21st IEEE Photovoltaic Specialists Conference*, Kissimmee, FL, USA, May 1990; pp. 190–195.
25. Garcia, I.; Rey-Stolle, I.; Galiana, B.; Algorta, C. A 32.6% efficient lattice-matched dual-junction solar cell working at 1000 suns. *Appl. Phys. Lett.* **2009**, *94*, 053509.

26. King, R.R.; Law, D.C.; Fetzer, C.M.; Sherif, R.A.; Edmondson, K.M.; Kurtz, S.; Kinsey, G.S.; Cotal, H.L.; Krut, D.D.; Ermer, J.H.; Karam, N.H. Pathway to 40% efficient concentrator photovoltaics. In *Proceedings of the 20th European Photovoltaic Solar Energy Conference*, Barcelona, Spain, June 2005; pp. 118–123.
27. King, R.R.; Law, D.C.; Edmondson, K.M.; Fetzer, C.M.; Sherif, R.A.; Kinsey, G.S.; Krut, D.D.; Cotal, H.L.; Karam, N.H. Metamorphic and lattice-matched solar cells under concentration. In *Proceedings of the IEEE 4th World Conference on Photovoltaic Energy Conversion*, Waikoloa, HI, USA, May 2006; pp. 760–763.
28. King, R.R.; Law, D.C.; Edmondson, K.M.; Fetzer, C.M.; Kinsey, G.S.; Krut, D.D.; Ermer, J.H.; Sherif, R.A.; Karam, N.H. Metamorphic concentrator solar cells with over 40% conversion efficiency. In *Proceedings of the 4th International Conference on Solar Concentrators*, El Escorial, Spain, March 2007; pp. 5–8.
29. King, R.R.; Law, D.C.; Edmondson, K.M.; Fetzer, C.M.; Kinsey, G.S.; Yoon, H.; Sherif, R.A.; Karam, N.H. 40% efficient metamorphic GaInP/GaInAs/Ge multijunction solar cells. *Appl. Phys. Lett.* **2007**, *90*, 183516.
30. Guter, W.; Schone, J.; Philipps, S.P.; Steiner, M.; Siefert, G.; Wekkeli, A.; Welser, E.; Oliva, E.; Bett, A.W.; Dimroth, F. Current-matched triple-junction solar cell reaching 41.1% conversion efficiency under concentrated sunlight. *Appl. Phys. Lett.* **2009**, *94*, 223504.
31. Takamoto, T.; Agui, T.; Washio, H.; Takahashi, N.; Nakamura, K.; Anzawa, O.; Kaneiwa, M.; Kamimura, K.; Okamoto, K.; Yamaguchi, M. Future development of InGaP/(In)GaAs based multijunction solar cells. In *Proceedings of the 31st IEEE Photovoltaic Specialists Conference*, Lake Buena Vista, FL, USA, January 2005; pp. 519–524.
32. Law, D.C.; Edmondson, K.M.; Siddiqi, N.; Paredes, A.; King, R.R.; Glenn, G.; Labios, E.; Haddad, M.H.; Isshiki, T.D.; Karam, N.H. Lightweight, flexible, high-efficiency III-V multijunction solar cells. In *Proceedings of the IEEE 4th World Conference on Photovoltaic Energy Conversion*, Waikoloa, HI, USA, May 2006; pp. 1879–1882.
33. Takamoto, T.; Kodama, T.; Yamaguchi, H.; Agui, T.; Takahashi, N.; Washio, H.; Hisamatsu, T.; Kaneiwa, M.; Okamoto, K.; Imaizumi, M.; Kibe, K. Paper-thin InGaP/GaAs solar cells. In *Proceedings of the IEEE 4th World Conference on Photovoltaic Energy Conversion*, Waikoloa, HI, USA, May 2006; pp. 1769–1772.
34. Karam, N.H.; King, R.R.; Haddad, M.; Ermer, J.H.; Yoon, H.; Cotal, H.L.; Sudharsanan, R.; Eldredge, J.W.; Edmondson, K.; Joslin, D.E.; Krut, D.D.; Takahashi, M.; Nishikawa, W.; Gillanders, M.; Granata, J.; Hebert, P.; Cavicchi, B.T.; Lillington, D.R. Recent developments in high-efficiency Ga<sub>0.5</sub>In<sub>0.5</sub>P/GaAs/Ge dual- and triple-junction solar cells: steps to next-generation PV cells. *Sol. Energy Mater. Sol. Cells* **2001**, *66*, 453–466.
35. King, R.R.; Fetzer, C.M.; Law, D.C.; Edmondson, K.M.; Yoon, H.; Kinsey, G.S.; Krut, D.D.; Ermer, J.H.; Hebert, P.; Cavicchi, B.T.; Karam, N.H. Advanced III-V multijunction cells for space. In *Proceedings of the IEEE 4th World Conference on Photovoltaic Energy Conversion* **2006**, Waikoloa, HI, USA, May 2006; pp. 1757–1762.

36. Myers, D.R.; Kurtz, S.R.; Emery, K.; Whitaker, C.; Townsend, T. Outdoor meteorological broadband and spectral conditions for evaluating photovoltaic modules. In *Proceedings of the 28th IEEE Photovoltaic Specialists Conference*, Anchorage, AK, USA, September 2000; pp. 1202–1205.
37. Hamzaoui, H.; Bouazzi, A.S.; Rezig, B. Theoretical possibilities of  $\text{In}_x\text{Ga}_{1-x}\text{N}$  tandem PV structures. *Sol. Energy Mater. Sol. Cells* **2005**, *87*, 595–603.
38. Jani, O.; Honsberg, C.; Yong, H.; Song, J.O.; Ferguson, I.; Namkoong G.; Trybus, E.; Doolittle, A.; Kurtz, S. Design, growth, fabrication and characterization of high-band gap  $\text{InGaN}/\text{GaN}$  solar cells. In *Proceedings of the IEEE 4th World Conference on Photovoltaic Energy Conversion*, Waikoloa, HI, USA, May 2006; pp. 20–25.
39. Jani, O.; Ferguson, I.; Honsberg, C.; Kurtz, S. Design and characterization of  $\text{GaN}/\text{InGaN}$  solar cells. *Appl. Phys. Lett.* **2007**, *91*, 132117.
40. Yang, C.B.; Wang, X.L.; Xiao, H.L.; Ran, J.X.; Wang, C.M.; Hu, G.X.; Wang, X.H.; Zhang, X.B.; Li, M.P.; Li, J.M. Photovoltaic effects in  $\text{InGaN}$  structures with p-n junctions. *Phys. Status Solidi A* **2007**, *204*, 4288–4291.
41. Wu, J.; Walukiewicz, W.; Yu, K.M.; Ager, J.W.; Li, S.X.; Haller, E.E.; Lu, H.; Schaff, W.J. Universal bandgap bowing in group-III nitride alloys. *Solid State Commun.* **2003**, *127*, 411–414.
42. Kintisch, E. Solar power: Light-splitting trick squeezes more electricity out of sun's rays. *Science* **2007**, *317*, 583–584.
43. Barnett, A.; Kirkpatrick, D.; Honsberg, C.; Moore, D.; Wanlass, M.; Emery, K.; Schwartz, R.; Carlson, D.; Bowden, S.; Aiken, D.; Gray, A.; Kurtz, S.; Kazmerski, L.; Steiner, M.; Gray, J.; Davenport, T.; Buelow, R.; Takacs, L.; Shatz, N.; Bortz, J.; Jani, O.; Goossen, K.; Kiamilev, F.; Doolittle, A.; Ferguson, I.; Unger, B.; Schmidt, G.; Christensen, E.; Salzman, D. Very high efficiency solar cell modules. *Prog. Photovoltaics Res. Appl.* **2009**, *17*, 75–83.
44. Casey, H.C.; Sell, D.D.; Wecht, K.W. Concentration-dependence of absorption-coefficient for n-type and p-type  $\text{GaAs}$  between 1.3 and 1.6 eV. *J. Appl. Phys.* **1975**, *46*, 250–257.
45. Casey, H.C.; Stern, F. Concentration-dependent absorption and spontaneous emission of heavily doped  $\text{GaAs}$ . *J. Appl. Phys.* **1976**, *47*, 631–643.
46. Blakemore, J.S. Semiconducting and other major properties of gallium-arsenide. *J. Appl. Phys.* **1982**, *53*, R123–R181.
47. King, R.R.; Haddad, M.; Isshiki, T.; Colter, P.; Ermer, J.; Yoon, H.; Joslin, D.E.; Karam, N.H. Next-generation, high-efficiency III-V multijunction solar cells. In *Proceedings of the 28th IEEE Photovoltaic Specialists Conference*, Anchorage, AK, USA, September 2000; pp. 998–1001.
48. Dimroth, F.; Schubert, U.; Bett, A.W. 25.5% efficient  $\text{Ga}_{0.35}\text{In}_{0.65}\text{P}/\text{Ga}_{0.83}\text{In}_{0.17}$  as tandem solar cells grown on  $\text{GaAs}$  substrates. *IEEE Electron Dev. Lett.* **2000**, *21*, 209–211.
49. Kondow, M.; Uomi, K.; Niwa, A.; Kitatani, T.; Watahiki, S.; Yazawa, Y.  $\text{GaInNAs}$ : A novel material for long-wavelength-range laser diodes with excellent high-temperature performance. *Jpn. J. Appl. Phys.* **1996**, *35*, 1273–1275.
50. Geisz, J.F.; Friedman, D.J.; Olson, J.M.; Kurtz, S.R.; Keyes, B.M. Photocurrent of 1 eV  $\text{GaInNAs}$  lattice-matched to  $\text{GaAs}$ . *J. Cryst. Growth* **1998**, *195*, 401–408.
51. Friedman, D.J.; Geisz, J.F.; Kurtz, S.R.; Olson, J.M. 1-eV solar cells with  $\text{GaInNAs}$  active layer. *J. Cryst. Growth* **1998**, *195*, 409–415.



52. Kurtz, S.R.; Allerman, A.A.; Jones, E.D.; Gee, J.M.; Banas, J.J.; Hammons, B.E. InGaAsN solar cells with 1.0 eV band gap, lattice matched to GaAs. *Appl. Phys. Lett.* **1999**, *74*, 729–731.
53. Jackel, D.; Ptak, A.; Bank, S.; Yuen, H.; Wistey, M.; Friedman, D.; Kurtz, S.; Harris, J.S. GaInNAsSb solar cells grown by molecular beam epitaxy. In *Proceedings of the IEEE 4th World Conference on Photovoltaic Energy Conversion*, Waikoloa, HI, USA, May 2006; pp.783–786.
54. Jackrel, D.B.; Bank, S.R.; Yuen, H.B.; Wistey, M.A.; Harris, J.S. Dilute nitride GaInNAs and GaInNAsSb solar cells by molecular beam epitaxy. *J. Appl. Phys.* **2007**, *101*, 114916.
55. Wanlass, M.W.; Ahrenkiel, S.P.; Ahrenkiel, R.K.; Albin, D.S.; Carapella, J.J.; Duda, A.; Geisz, J.F.; Kurtz, S.; Moriarty, T.; Wehrer, R.J.; Wernsman, B. Lattice-mismatched approaches for high-performance, III-V photovoltaic energy converters. In *Proceedings of the 31st IEEE Photovoltaic Specialists Conference*, Lake Buena Vista, FL, USA, January 2005; pp. 530–535.
56. Wanlass, M.W.; Ahrenkiel, S.P.; Albin, D.S.; Carapella, J.J.; Duda, A.; Emery, K.; Geisz, J.F.; Jones, K.; Kurtz, S.; Moriarty, T.; Romero, M.J. GaInP/GaAs/GaInAs monolithic tandem cells for high-performance solar concentrators. In *Proceedings of the International Conference on Solar Concentrators for the Generation of Electricity or Hydrogen*, Scottsdale, AZ, USA, May 2005; p. 11.
57. Wanlass, M.; Ahrenkiel, P.; Albin, D.; Carapella, J.; Duda, A.; Emery, K.; Friedman, D.; Geisz, J.; Jones, K.; Kibbler, A.; Kiehl, J.; Kurtz, S.; McMahon, W.; Moriarty, T.; Olson, J.; Ptak, A.; Romero, M.; Ward, S. Monolithic, ultra-thin GaInP/GaAs/GaInAs tandem solar cells. In *Proceedings of the IEEE 4th World Conference on Photovoltaic Energy Conversion*, Waikoloa, HI, USA, May 2006; pp. 729–732.
58. Geisz, J.F.; Friedman, D.J.; Ward, J.S.; Duda, A.; Olavarria, W.J.; Moriarty, T.E.; Kiehl, J.T.; Romero, M.J.; Norman, A.G.; Jones, K.M. 40.8% efficient inverted triple-junction solar cell with two independently metamorphic junctions. *Appl. Phys. Lett.* **2008**, *93*, 123505.
59. Geisz, J.F.; Kurtz, S.; Wanlass, M.W.; Ward, J.S.; Duda, A.; Friedman, D.J.; Olson, J.M.; McMahon, W.E.; Moriarty, T.E.; Kiehl, J.T. High-efficiency GaInP/GaAs/InGaAs triple-junction solar cells grown inverted with a metamorphic bottom junction. *Appl. Phys. Lett.* **2007**, *91*, 023502.
60. Tanabe, K.; Morral, A.F.I.; Atwater, H.A.; Aiken, D.J.; Wanlass, M.W. Direct-bonded GaAs/InGaAs tandem solar cell. *Appl. Phys. Lett.* **2006**, *89*, 102106.
61. Zahler, J.M.; Tanabe, K.; Ladous, C.; Pinnington, T.; Newman, F.D.; Atwater, H.A. High efficiency InGaAs solar cells on Si by InP layer transfer. *Appl. Phys. Lett.* **2007**, *91*, 012108.
62. Archer, M.J.; Law, D.C.; Mesropian, S.; Haddad, M.; Fetzer, C.M.; Ackerman, A.C.; Ladous, C.; King, R.R.; Atwater, H.A. GaInP/GaAs dual junction solar cells on Ge/Si epitaxial templates. *Appl. Phys. Lett.* **2008**, *92*, 103503.
63. Nozik, A.J. Quantum dot solar cells. *Physica E* **2002**, *14*, 115–120.
64. Schaller, R.D.; Klimov, V.I. High efficiency carrier multiplication in PbSe nanocrystals: Implications for solar energy conversion. *Phys. Rev. Lett.* **2004**, *92*, 186601.
65. Wolf, M.; Brendel, R.; Werner, J.H.; Queisser, H.J. Solar cell efficiency and carrier multiplication in  $\text{Si}_{1-x}\text{Ge}_x$  alloys. *J. Appl. Phys.* **1998**, *83*, 4213–4221.

66. Ellingson, R.J.; Beard, M.C.; Johnson, J.C.; Yu, P.R.; Micic, O.I.; Nozik, A.J.; Shabaev, A.; Efros, A.L. Highly efficient multiple exciton generation in colloidal PbSe and PbS quantum dots. *Nano Lett.* **2005**, *5*, 865–871.
67. Schaller, R.D.; Sykora, M.; Pietryga, J.M.; Klimov, V.I. Seven excitons at a cost of one: Redefining the limits for conversion efficiency of photons into charge carriers. *Nano Lett.* **2006**, *6*, 424–429.
68. Klimov, V.I. Mechanisms for photogeneration and recombination of multiexcitons in semiconductor nanocrystals: Implications for lasing and solar energy conversion. *J. Phys. Chem. B* **2006**, *110*, 16827–16845.
69. Klimov, V.I. Spectral and dynamical properties of multilexcitons in semiconductor nanocrystals. *Ann. Rev. Phys. Chem.* **2007**, *58*, 635–673.
70. Pijpers, J.J.H.; Hendry, E.; Milder, M.T.W.; Fanciulli, R.; Savolainen, J.; Herek, J.L.; Vanmaekelbergh, D.; Ruhman, S.; Mocatta, D.; Oron, D.; Aharoni, A.; Banin, U.; Bonn, M. Carrier multiplication and its reduction by photodoping in colloidal InAs quantum dots. *J. Phys. Chem. C* **2007**, *111*, 4146–4152.
71. Schaller, R.D.; Pietryga, J.M.; Klimov, V.I. Carrier multiplication in InAs nanocrystal quantum dots with an onset defined by the energy conservation limit. *Nano Lett.* **2007**, *7*, 3469–3476.
72. Beard, M.C.; Knutsen, K.P.; Yu, P.R.; Luther, J.M.; Song, Q.; Metzger, W.K.; Ellingson, R.J.; Nozik, A.J. Multiple exciton generation in colloidal silicon nanocrystals. *Nano Lett.* **2007**, *7*, 2506–2512.
73. Klein, C.A. Bandgap dependence and related features of radiation ionization energies in semiconductors. *J. Appl. Phys.* **1968**, *39*, 2029–2038.
74. Alig, R.C.; Bloom, S. Electron-hole-pair creation energies in semiconductors. *Phys. Rev. Lett.* **1975**, *35*, 1522–1525.
75. Klimov, V.I. Detailed-balance power conversion limits of nanocrystal-quantum-dot solar cells in the presence of carrier multiplication. *Appl. Phys. Lett.* **2006**, *89*, 123118.
76. Hanna, M.C.; Nozik, A.J. Solar conversion efficiency of photovoltaic and photoelectrolysis cells with carrier multiplication absorbers. *J. Appl. Phys.* **2006**, *100*, 074510.
77. Tanabe, K. Enhanced energy conversion efficiencies of solar cells by multiple carrier excitation. *Electron. Lett.* **2007**, *43*, 998–999.
78. Franceschetti, A.; An, J.M.; Zunger, A. Impact ionization can explain carrier multiplication in PbSe quantum dots. *Nano Lett.* **2006**, *6*, 2191–2195.
79. Schaller, R.D.; Agranovich, V.M.; Klimov, V.I. High-efficiency carrier multiplication through direct photogeneration of multi-excitons via virtual single-exciton states. *Nat. Phys.* **2005**, *1*, 189–194.
80. Trinh, M.T.; Houtepen, A.J.; Schins, J.M.; Hanrath, T.; Piris, J.; Knulst, W.; Goossens, A.; Siebbeles, L.D.A. In spite of recent doubts carrier multiplication does occur in PbSe nanocrystals. *Nano Lett.* **2008**, *8*, 1713–1718.
81. Wegh, R.T.; Donker, H.; Oskam, K.D.; Meijerink, A. Visible quantum cutting in  $\text{LiGdF}_4\text{:Eu}^{3+}$  through downconversion. *Science* **1999**, *283*, 663–666.
82. Trupke, T.; Green, M.A.; Wurfel, P. Improving solar cell efficiencies by down-conversion of high-energy photons. *J. Appl. Phys.* **2002**, *92*, 1668–1674.

83. Timmerman, D.; Izeddin, I.; Stallinga, P.; Yassievich, I.N.; Gregorkiewicz, T. Space-separated quantum cutting with silicon nanocrystals for photovoltaic applications. *Nat. Photonics* **2008**, *2*, 105–109.
84. Auzel, F. Upconversion processes in coupled ion systems. *J. Lumin.* **1990**, *45*, 341–345.
85. Gibart, P.; Auzel, F.; Guillaume, J.C.; Zahraman, K. Below band-gap IR response of substrate-free GaAs solar cells using two-photon up-conversion. *Jpn. J. Appl. Phys.* **1996**, *35*, 4401–4402.
86. Trupke, T.; Green, M.A.; Würfel, P. Improving solar cell efficiencies by up-conversion of sub-band-gap light. *J. Appl. Phys.* **2002**, *92*, 4117–4122.
87. Wolf, M. Limitations and possibilities for improvement of photovoltaic solar energy converters 1. Considerations for earth's surface operation. *Proc. IRE* **1960**, *48*, 1246–1263.
88. Beaucarne, G.; Brown, A.S.; Keevers, M.J.; Corkish, R.; Green, M.A. The impurity photovoltaic (IPV) effect in wide-bandgap semiconductors: an opportunity for very-high-efficiency solar cells? *Prog. Photovoltaics Res. Appl.* **2002**, *10*, 345–353.
89. Barnham, K.W.J.; Duggan, G. A new approach to high-efficiency multi-band-gap solar-cells. *J. Appl. Phys.* **1990**, *67*, 3490–3493.
90. Paxman, M.; Nelson, J.; Braun, B.; Connolly, J.; Barnham, K.W.J.; Foxon, C.T.; Roberts, J.S. Modeling the spectral response of the quantum-well solar-cell. *J. Appl. Phys.* **1993**, *74*, 614–621.
91. Aroutiounian, V.; Petrosyan, S.; Khachatryan, A.; Touryan, K. Quantum dot solar cells. *J. Appl. Phys.* **2001**, *89*, 2268–2271.
92. Barnham, K.W.J.; Ballard, I.; Connolly, J.P.; Ekins-Daukes, N.J.; Kluitinger, B.G.; Nelson, J.; Rohr, C. Quantum well solar cells. *Physica E* **2002**, *14*, 27–36.
93. Luque, A.; Martí, A. Increasing the efficiency of ideal solar cells by photon induced transitions at intermediate levels. *Phys. Rev. Lett.* **1997**, *78*, 5014–5017.
94. Chen, C.K.; Decastro, A.R.B.; Shen, Y.R. Surface-enhanced 2nd-harmonic generation. *Phys. Rev. Lett.* **1981**, *46*, 145–148.
95. Wokaun, A.; Bergman, J.G.; Heritage, J.P.; Glass, A.M.; Liao, P.F.; Olson, D.H. Surface 2nd-harmonic generation from metal island films and microlithographic structures. *Phys. Rev. B* **1981**, *24*, 849–856.
96. Garcia-Vidal, F.J.; Pendry, J.B. Collective theory for surface enhanced Raman scattering. *Phys. Rev. Lett.* **1996**, *77*, 1163–1166.
97. Cao, Y.W.C.; Jin, R.C.; Mirkin, C.A. Nanoparticles with Raman spectroscopic fingerprints for DNA and RNA detection. *Science* **2002**, *297*, 1536–1540.
98. Fritzsche, W.; Taton, T.A. Metal nanoparticles as labels for heterogeneous, chip-based DNA detection. *Nanotechnology* **2003**, *14*, R63–R73.
99. Wenseleers, W.; Stellacci, F.; Meyer-Friedrichsen, T.; Mangel, T.; Bauer, C.A.; Pond, S.J.K.; Marder, S.R.; Perry, J.W. Five orders-of-magnitude enhancement of two-photon absorption for dyes on silver nanoparticle fractal clusters. *J. Phys. Chem. B* **2002**, *106*, 6853–6863.
100. Yin, X.B.; Fang, N.; Zhang, X.; Martini, I.B.; Schwartz, B.J. Near-field two-photon nanolithography using an apertureless optical probe. *Appl. Phys. Lett.* **2002**, *81*, 3663–3665.
101. Maier, S.A.; Atwater, H.A. Plasmonics: Localization and guiding of electromagnetic energy in metal/dielectric structures. *J. Appl. Phys.* **2005**, *98*, 011101.
102. Atwater, H.A. The promise of plasmonics. *Sci. Am.* **2007**, *296*, 56–63.

103. Quinten, M.; Leitner, A.; Krenn, J.R.; Aussenegg, F.R. Electromagnetic energy transport via linear chains of silver nanoparticles. *Opt. Lett.* **1998**, *23*, 1331–1333.
104. Maier, S.A.; Kik, P.G.; Atwater, H.A.; Meltzer, S.; Harel, E.; Koel, B.E.; Requicha, A.A.G. Local detection of electromagnetic energy transport below the diffraction limit in metal nanoparticle plasmon waveguides. *Nat. Mater.* **2003**, *2*, 229–232.
105. Maier, S.A.; Brongersma, M.L.; Atwater, H.A. Electromagnetic energy transport along Yagi arrays. *Mater. Sci. Eng. C* **2002**, *19*, 291–294.
106. Barnes, W.L.; Dereux, A.; Ebbesen, T.W. Surface plasmon subwavelength optics. *Nature* **2003**, *424*, 824–830.
107. Dobrzynski, L.; Akjouj, A.; Djafari-Rouhani, B.; Vasseur, J.O.; Bouazaoui, M.; Vilcot, J.P.; Al Wahsh, H.; Zielinski, P.; Vigneron, J.P. Simple nanometric plasmon multiplexer. *Phys. Rev. E* **2004**, *69*, 035601.
108. Pacifici, D.; Lezec, H.J.; Atwater, H.A. All-optical modulation by plasmonic excitation of CdSe quantum dots. *Nat. Photonics* **2007**, *1*, 402–406.
109. Stuart, H.R.; Hall, D.G. Absorption enhancement in silicon-on-insulator waveguides using metal island films. *Appl. Phys. Lett.* **1996**, *69*, 2327–2329.
110. Stuart, H.R.; Hall, D.G. Island size effects in nanoparticle-enhanced photodetectors. *Appl. Phys. Lett.* **1998**, *73*, 3815–3817.
111. Schaadt, D.M.; Feng, B.; Yu, E.T. Enhanced semiconductor optical absorption via surface plasmon excitation in metal nanoparticles. *Appl. Phys. Lett.* **2005**, *86*, 063106.
112. Pillai, S.; Catchpole, K.R.; Trupke, T.; Zhang, G.; Zhao, J.; Green, M.A. Enhanced emission from Si-based light-emitting diodes using surface plasmons. *Appl. Phys. Lett.* **2006**, *88*, 161102.
113. Derkacs, D.; Lim, S.H.; Matheu, P.; Mar, W.; Yu, E.T. Improved performance of amorphous silicon solar cells via scattering from surface plasmon polaritons in nearby metallic nanoparticles. *Appl. Phys. Lett.* **2006**, *89*, 093103.
114. Catchpole, K.R.; Pillai, S. Absorption enhancement due to scattering by dipoles into silicon waveguides. *J. Appl. Phys.* **2006**, *100*, 044504.
115. Pillai, S.; Catchpole, K.R.; Trupke, T.; Green, M.A. Surface plasmon enhanced silicon solar cells. *J. Appl. Phys.* **2007**, *101*, 093105.
116. Ihara, M.; Tanaka, K.; Sakaki, K.; Honma, I.; Yamada, K. Enhancement of the absorption coefficient of cis-(NCS)(2) bis(2,2'-bipyridyl-4,4'-dicarboxylate)ruthenium(II) dye in dye-sensitized solar cells by a silver island film. *J. Phys. Chem. B* **1997**, *101*, 5153–5157.
117. Wen, C.; Ishikawa, K.; Kishima, M.; Yamada, K. Effects of silver particles on the photovoltaic properties of dye-sensitized TiO<sub>2</sub> thin films. *Sol. Energy Mater. Sol. Cells* **2000**, *61*, 339–351.
118. Rand, B.P.; Peumans, P.; Forrest, S.R. Long-range absorption enhancement in organic tandem thin-film solar cells containing silver nanoclusters. *J. Appl. Phys.* **2004**, *96*, 7519–7526.
119. Tanabe, K.; Nakayama, K.; Atwater, H.A. Plasmon-enhanced absorption and photocurrent in ultrathin GaAs solar cells with metallic nanostructures. In *Proceedings of the 33rd IEEE Photovoltaic Specialists Conference*, San Diego, CA, USA, May 2008; p. 129.
120. Nakayama, K.; Tanabe, K.; Atwater, H.A. Plasmonic nanoparticle enhanced light absorption in GaAs solar cells. *Appl. Phys. Lett.* **2008**, *93*, 121904.

121. Chang, T.H.; Wu, P.H.; Chen, S.H.; Chan, C.H.; Lee, C.C.; Chen, C.C.; Su, Y.K. Efficiency enhancement in GaAs solar cells using self-assembled microspheres. *Opt. Express* **2009**, *17*, 6519–6524.
122. Lezec, H.J.; Thio, T. Diffracted evanescent wave model for enhanced and suppressed optical transmission through subwavelength hole arrays. *Opt. Express* **2004**, *12*, 3629–3651.
123. Gay, G.; Alloschery, O.; De Leseqno, B.V.; O'Dwyer, C.; Weiner, J.; Lezec, H.J. The optical response of nanostructured surfaces and the composite diffracted evanescent wave model. *Nat. Phys.* **2006**, *2*, 262–267.
124. Chen, L.; Robinson, J.T.; Lipson, M. Role of radiation and surface plasmon polaritons in the optical interactions between a nano-slit and a nano-groove on a metal surface. *Opt. Express* **2006**, *14*, 12629–12636.
125. Ferry, V.E.; Sweatlock, L.A.; Pacifici, D.; Atwater, H.A. Plasmonic nanostructure design for efficient light coupling into solar cells. *Nano Lett.* **2008**, *8*, 4391–4397.
126. Tanabe, K. *Low-cost high-efficiency solar cells with wafer bonding and plasmonic technologies*. Ph.D. thesis, California Institute of Technology: Pasadena, CA, USA, 2008.

© 2009 by the authors; licensee Molecular Diversity Preservation International, Basel, Switzerland. This article is an open-access article distributed under the terms and conditions of the Creative Commons Attribution license (<http://creativecommons.org/licenses/by/3.0/>).