



US005838326A

[54] **SYSTEM FOR MOVING DOCUMENT OBJECTS IN A 3-D WORKSPACE**

[75] Inventors: **Stuart K. Card**, Los Altos Hills;
William M. York, Los Altos, both of
Calif.; **George G. Robertson**,
Redmond, Wash.

[73] Assignee: **Xerox Corporation**, Stamford, Conn.

[21] Appl. No.: **721,302**

[22] Filed: **Sep. 26, 1996**

[51] **Int. Cl.⁶** **G06F 3/00**

[52] **U.S. Cl.** **345/355; 345/358; 345/351**

[58] **Field of Search** **345/326-358,**
345/976; 707/520, 514, 500

5,555,354	9/1996	Strasnick et al.	345/355 X
5,602,564	2/1997	Iwamura et al.	345/355 X
5,608,850	3/1997	Robertson	345/355 X
5,634,095	5/1997	Wang et al.	345/326
5,670,984	9/1997	Robertson et al.	345/355 X
5,678,015	10/1997	Goh	345/355
5,689,628	11/1997	Robertson	345/355 X

Primary Examiner—John E. Breene
Attorney, Agent, or Firm—Richard B. Domingo

[57] **ABSTRACT**

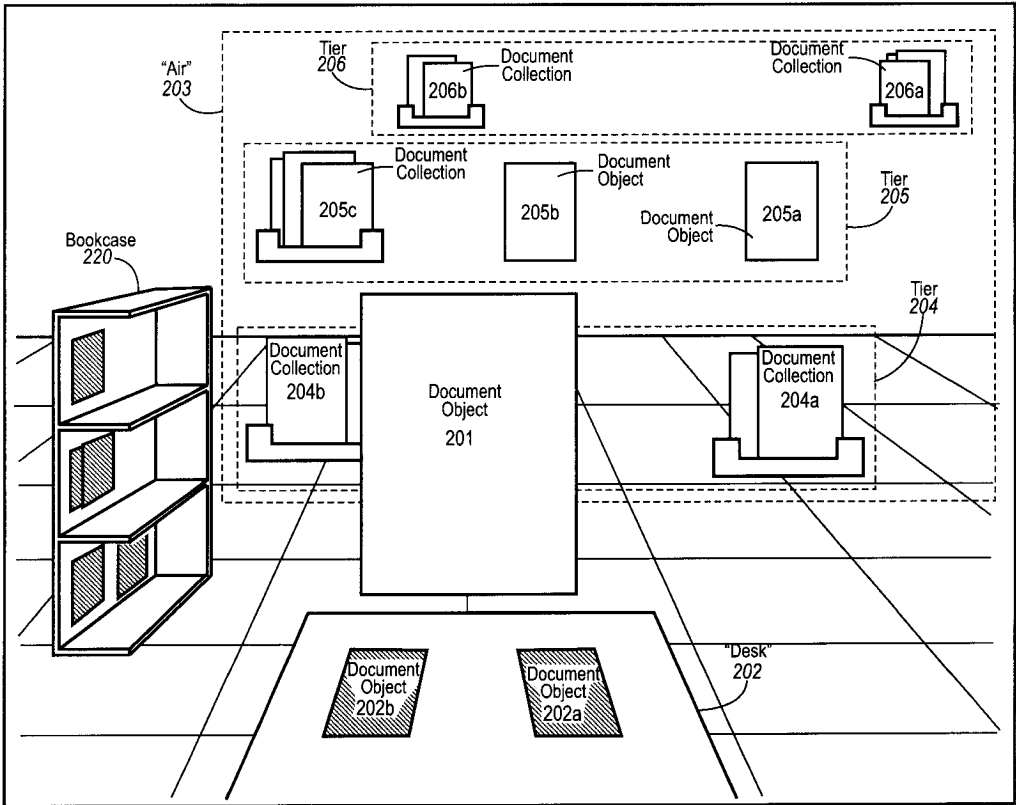
A three dimensional document workspace for interacting with large numbers of document objects. A document object may be a document or a document collection. The document workspace is divided hierarchically in terms of interaction rates. A focus space is where direct interaction with a document or document collection occurs. An immediate memory space is for placing pages or books that are in use, but not currently being interacted with. A tertiary space is where many books and pages that are not in use, but which it is desirable to have ready access to. Moving document objects in the document workspace is facilitated by touch-drop and flick gestures. The touch-drop gesture addresses the problem of obscuring distant (hence smaller) document objects by presenting a visual line indicating a destination for a moved document object. Flick gestures are used to quickly move document objects within the document workspace. A user may change their view of the document workspace in order to view different portions of the workspace in more detail.

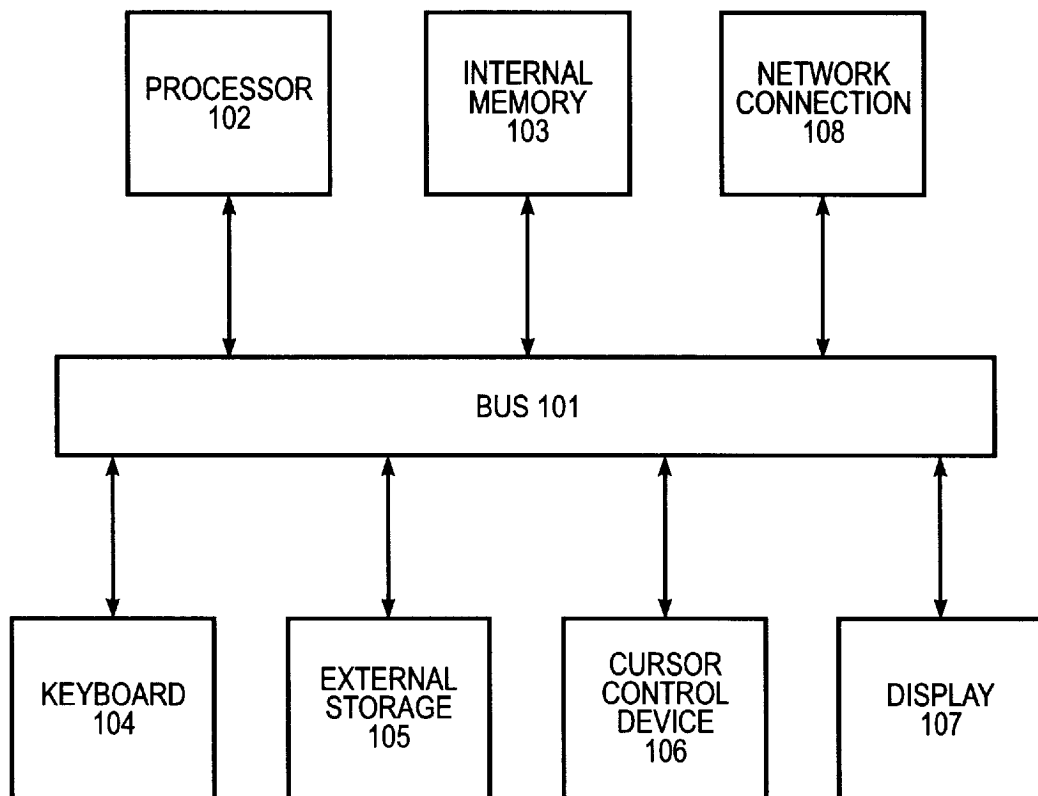
16 Claims, 11 Drawing Sheets

[56] **References Cited**

U.S. PATENT DOCUMENTS

5,060,135	10/1991	Levine	345/351
5,295,243	3/1994	Robertson et al.	345/355
5,347,295	9/1994	Agulnick et al.	345/358 X
5,359,703	10/1994	Robertson et al.	345/355 X
5,381,158	1/1995	Takahara et al.	345/355 X
5,386,507	1/1995	Teig et al.	345/355 X
5,452,414	9/1995	Rosendahl et al.	345/355 X
5,463,722	10/1995	Venolia	345/355 X
5,499,330	3/1996	Lucas et al.	345/355 X
5,500,935	3/1996	Moran et al.	345/358 X
5,509,114	4/1996	Moran et al.	345/358 X
5,546,529	8/1996	Bowers et al.	345/355 X



*FIG. 1*

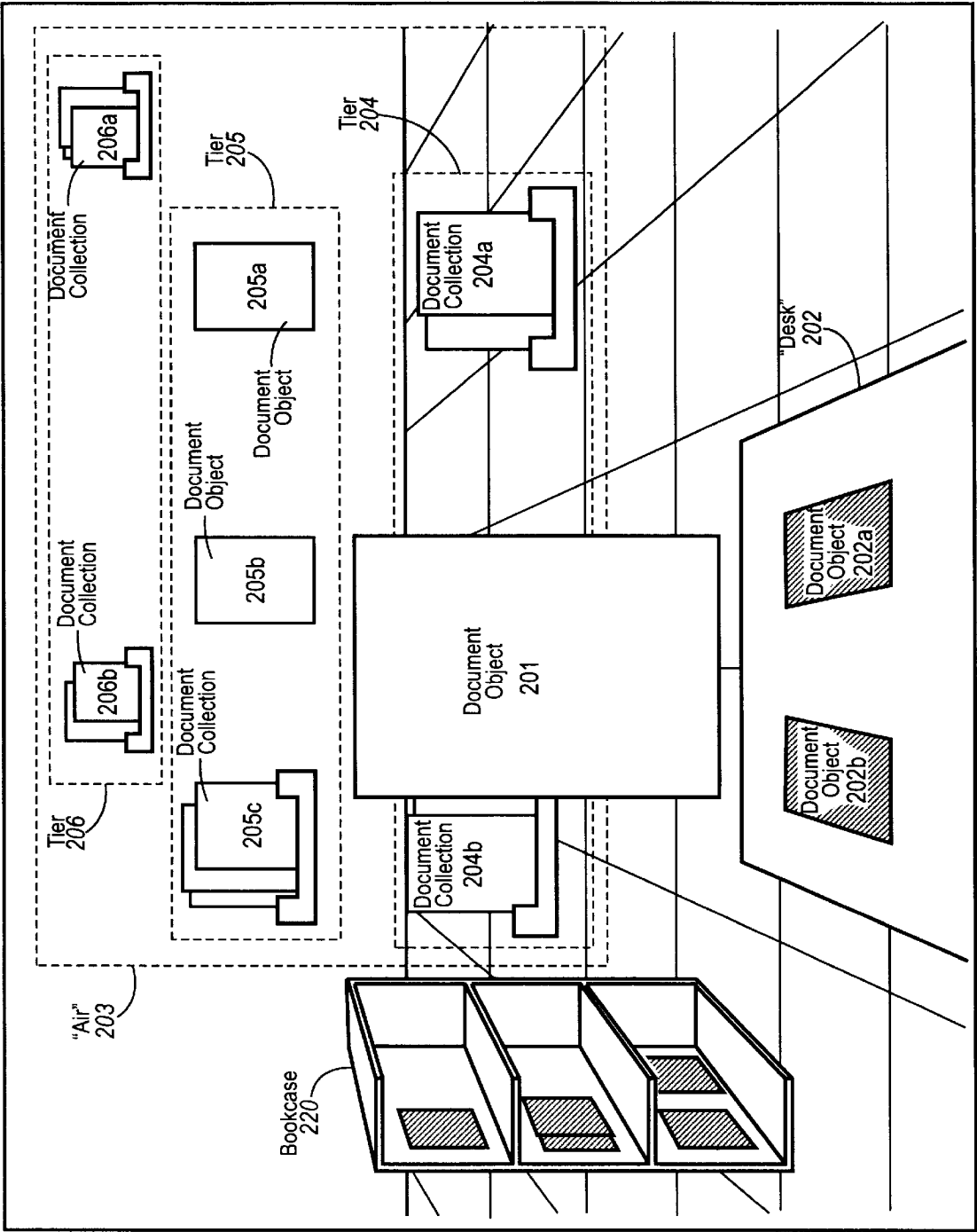


FIG. 2a

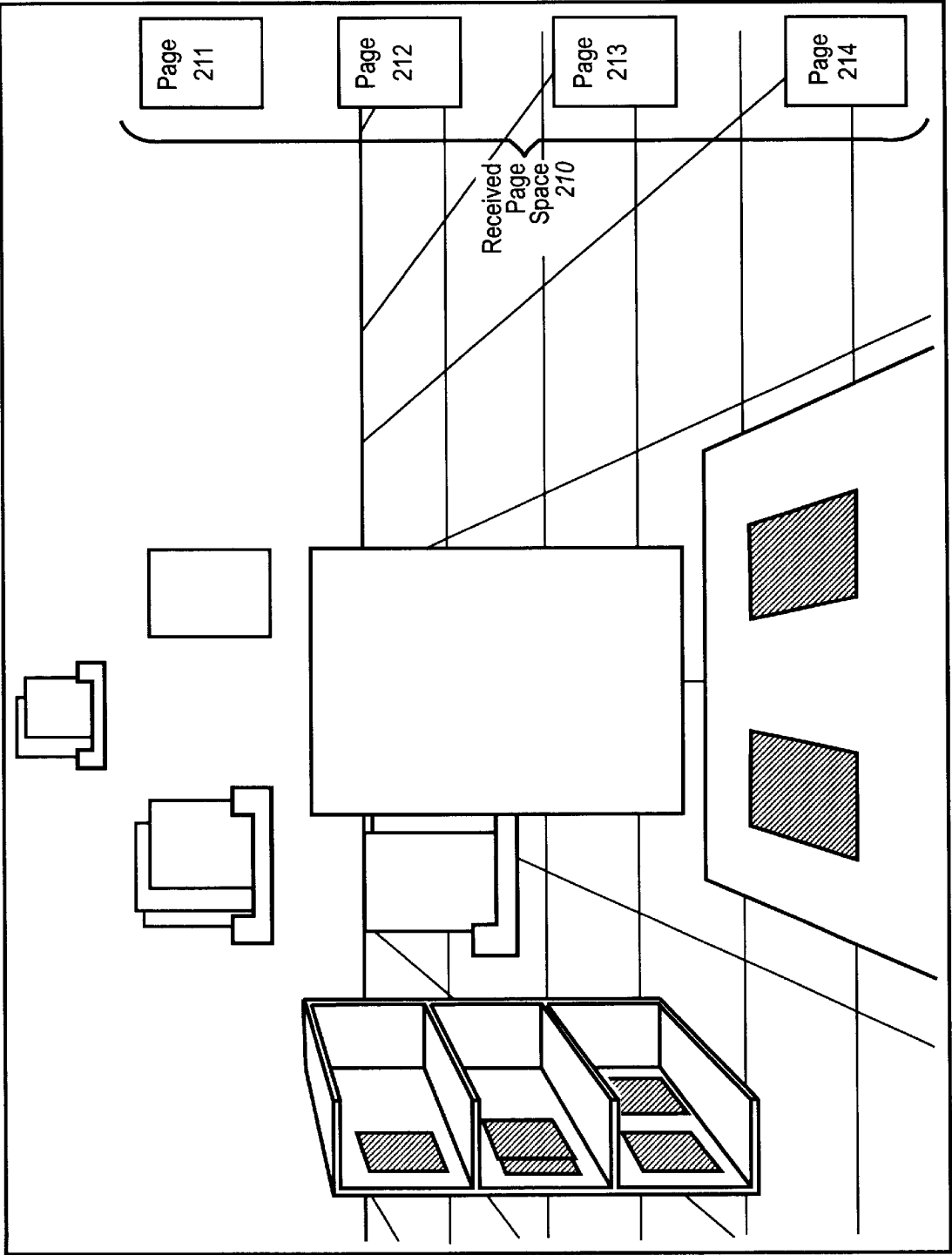


FIG. 2b

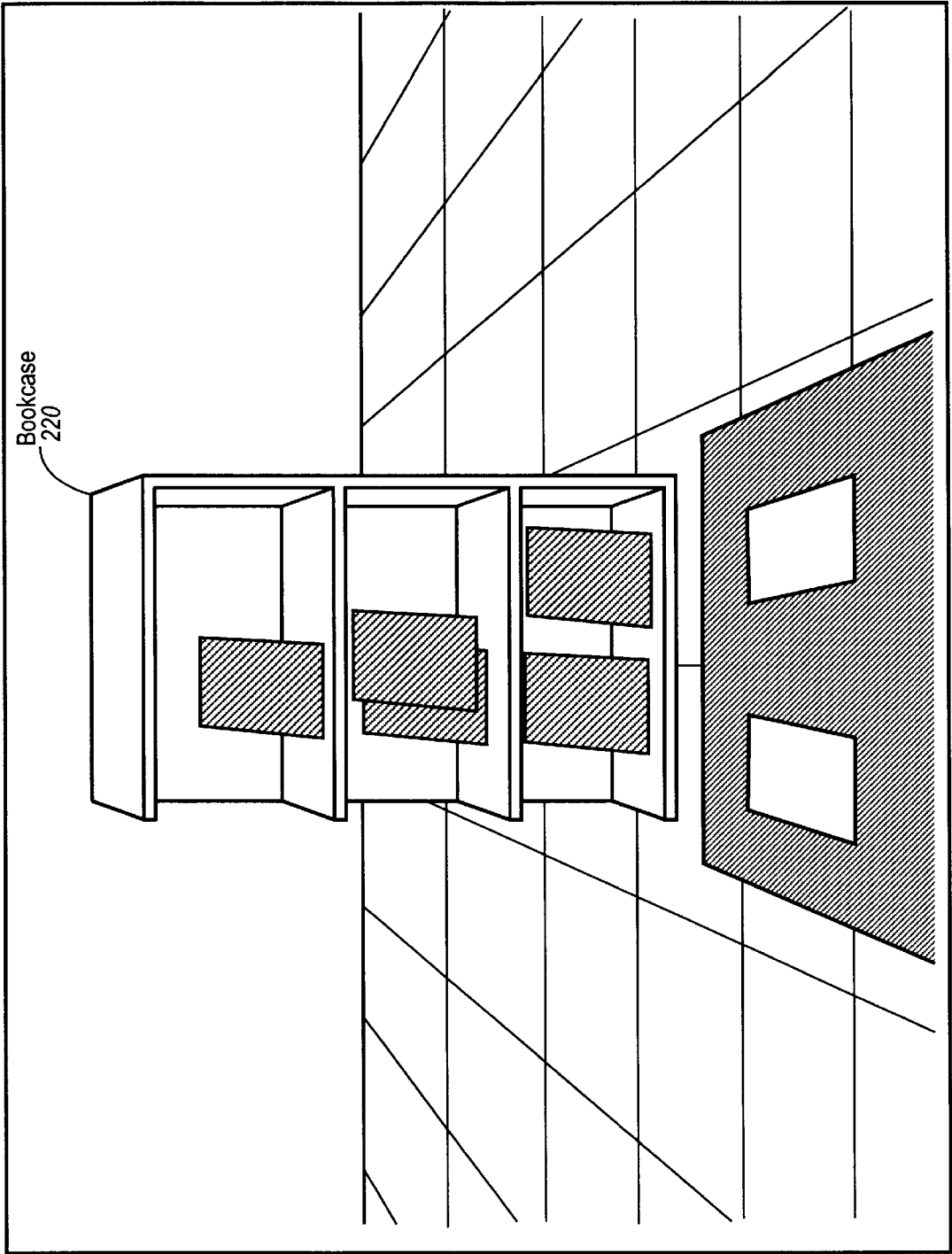


FIG. 3

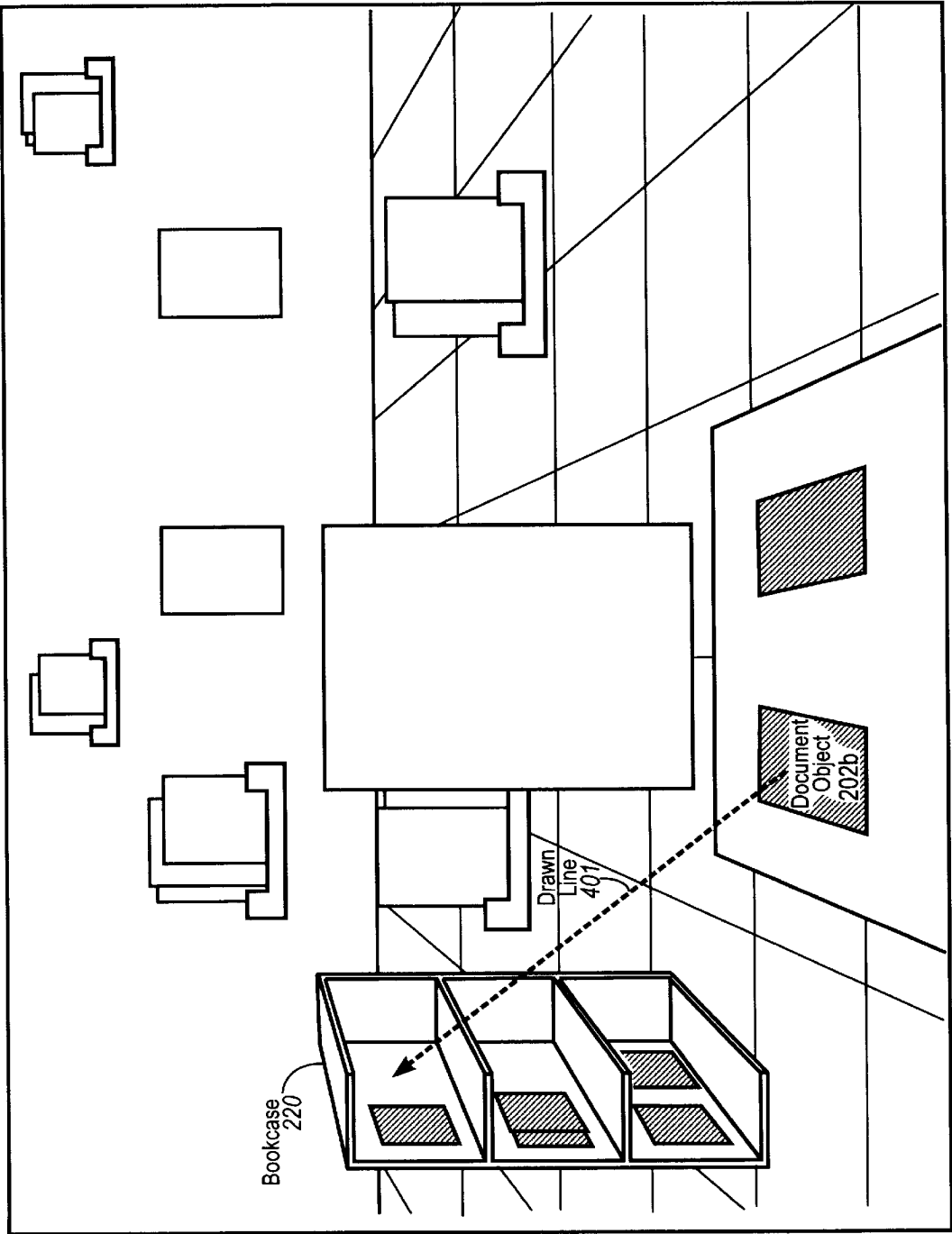


FIG. 4

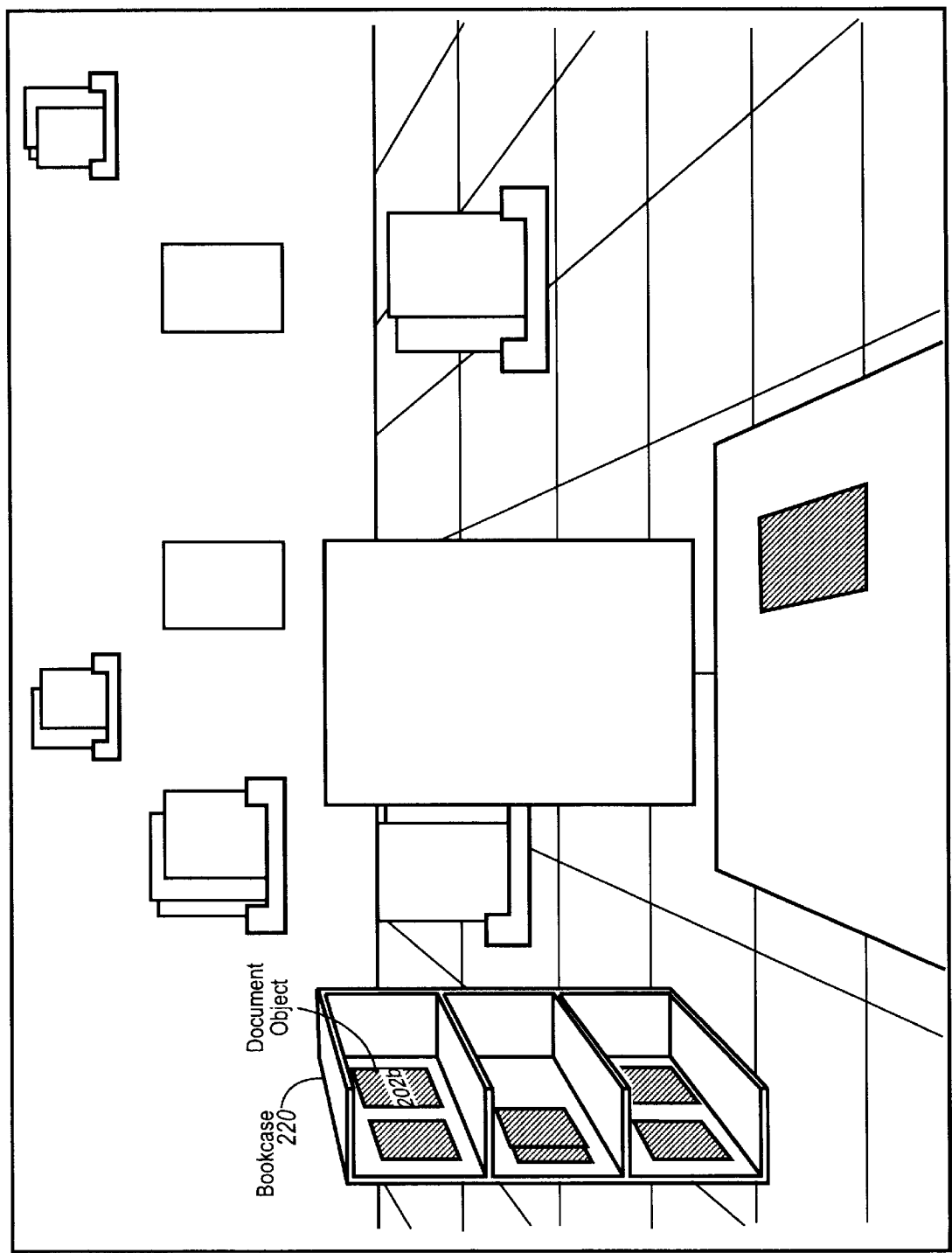


FIG. 5

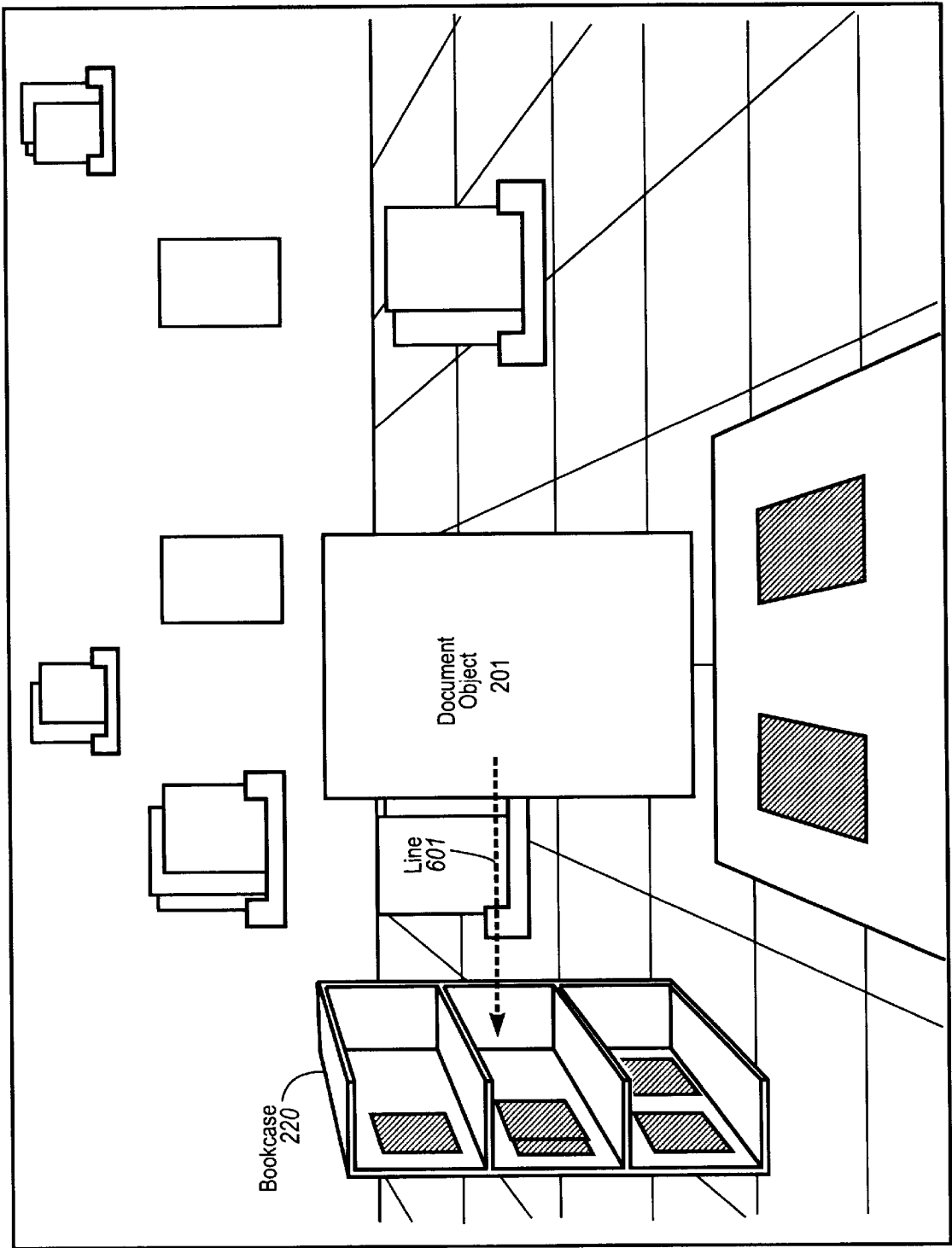


FIG. 6

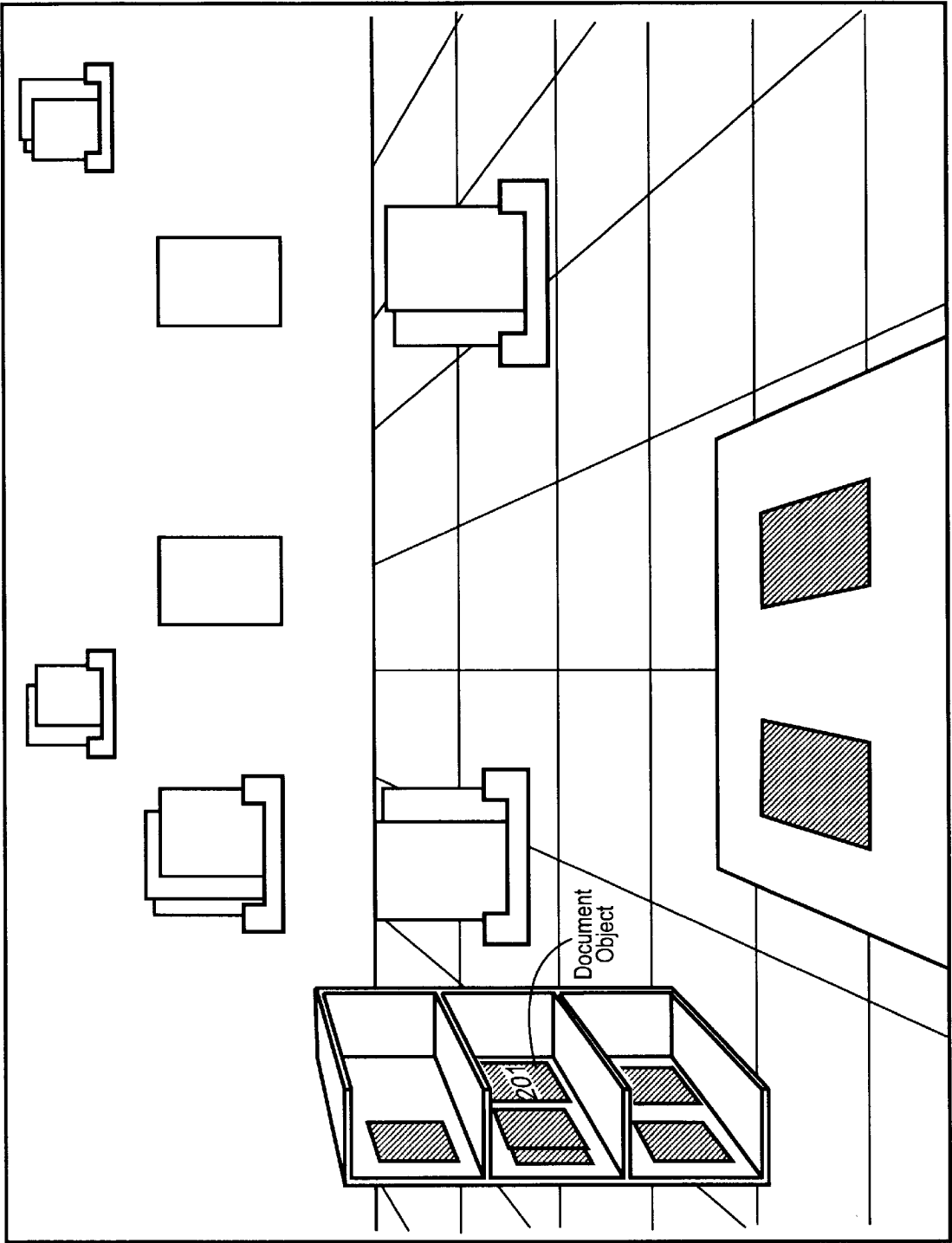


FIG. 7

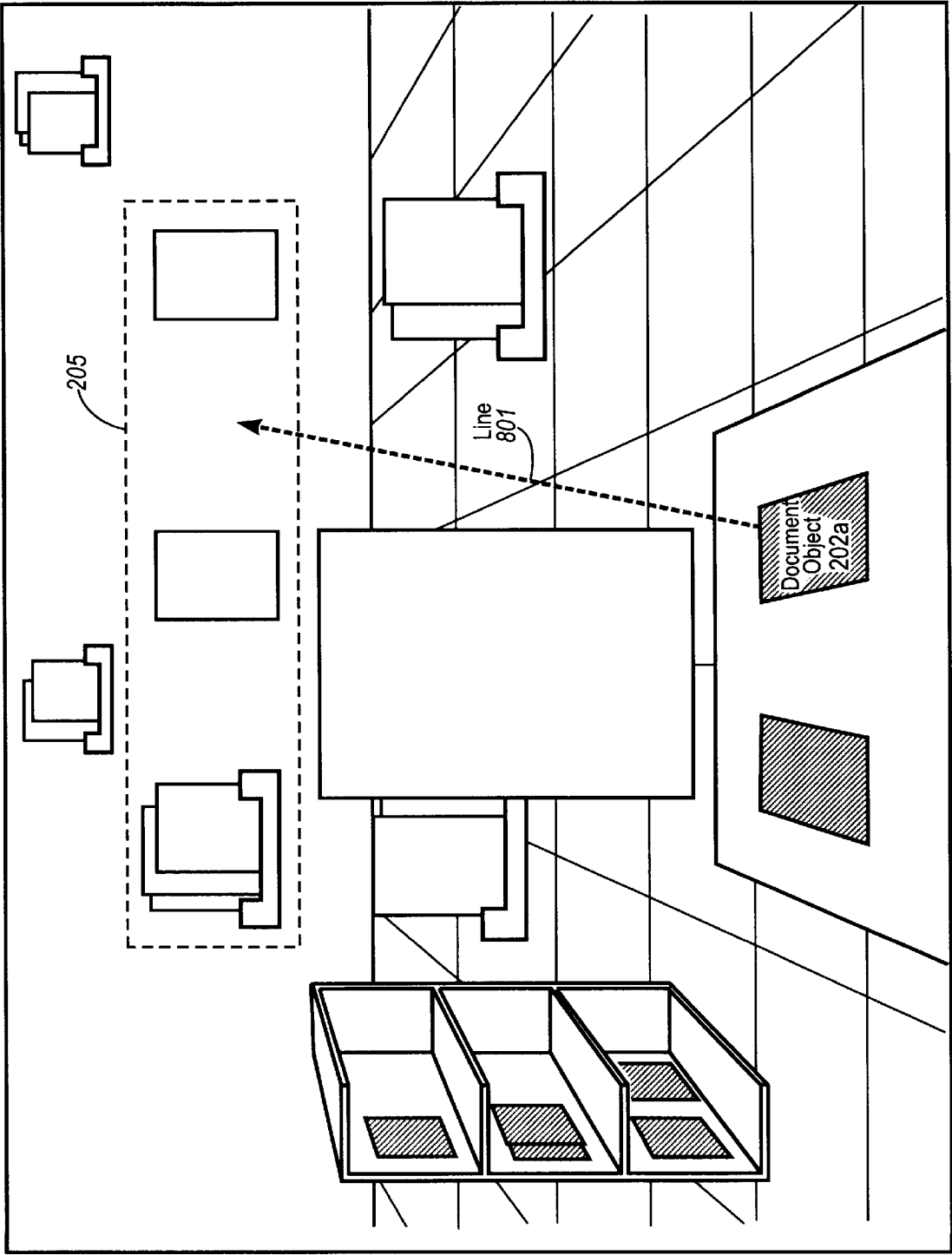


FIG. 8

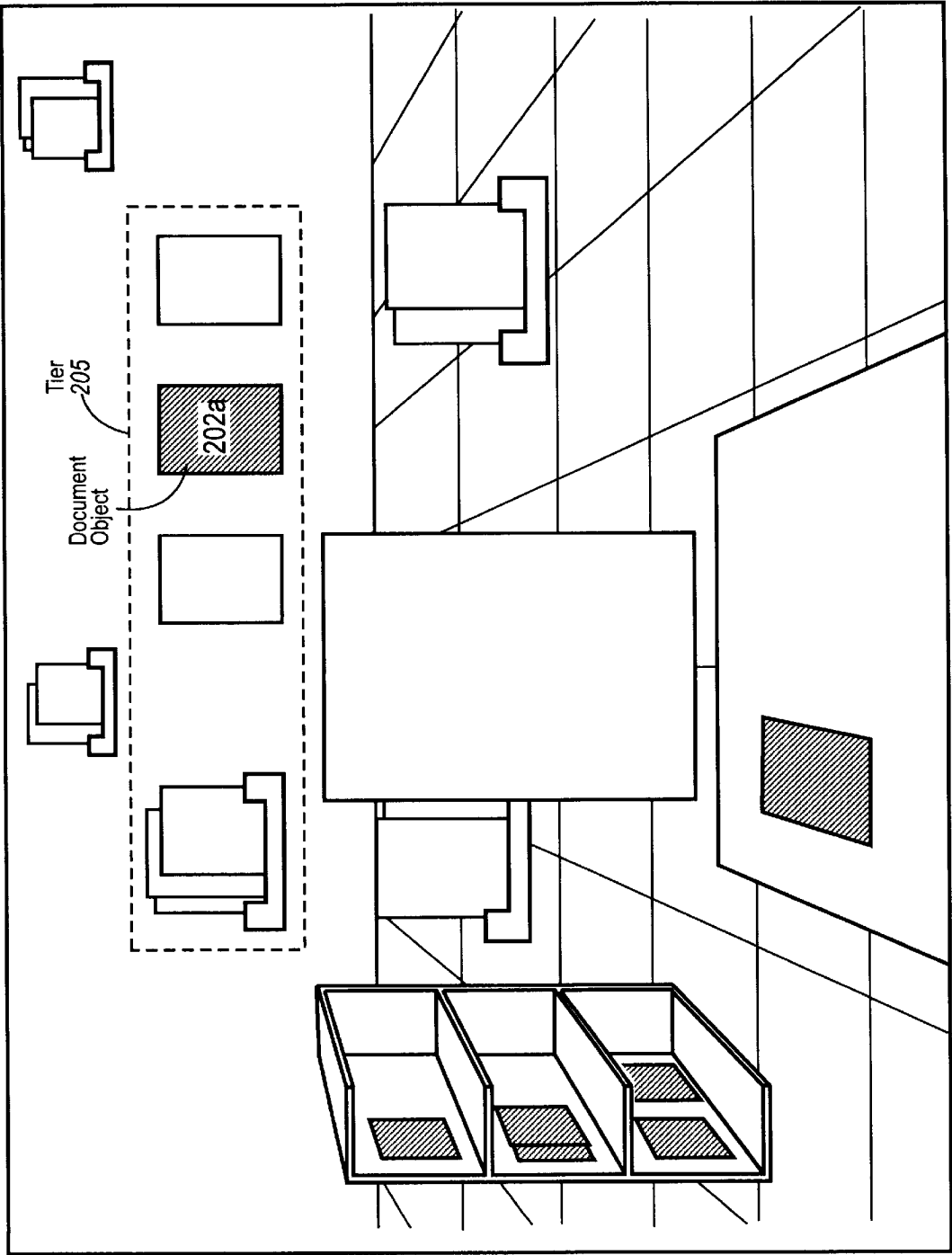


FIG. 9

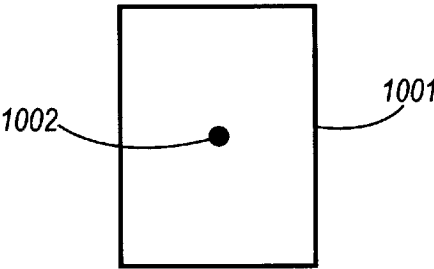


FIG. 10

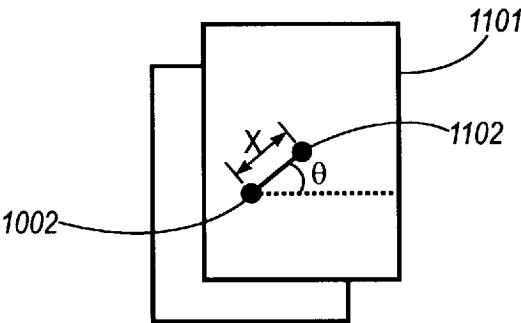


FIG. 11

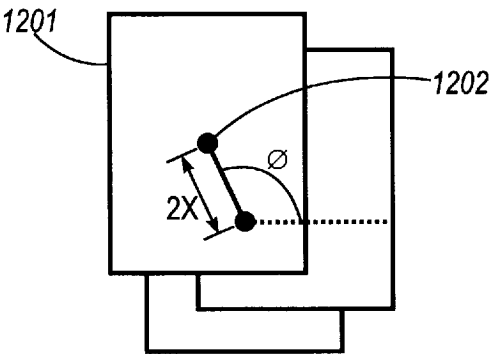


FIG. 12

SYSTEM FOR MOVING DOCUMENT OBJECTS IN A 3-D WORKSPACE

CROSS REFERENCE TO RELATED APPLICATION

The present application is related to co-pending U.S. patent application Ser. No. 08/721,293, entitled "3D Document Workspace with Focus, Desktop, and Bookcase spaces" filed concurrently with the present application.

FIELD OF THE INVENTION

The present invention is related to the field of computer user interfaces, and in particular, a user interface for displaying and navigating through collections of related documents.

BACKGROUND

Access to and use of electronic documents is growing at a very explosive pace. To facilitate use of large collections of electronic documents, new techniques for querying and visualizing the content of such collections are being developed. For example, U.S. Pat. No. 5, 546,529 describes a technique for viewing the results of a database search that has been mapped to a tree structure. The tree structure is visually mapped along a static reference surface having separate detail and context areas.

One source of the growth of access to electronic documents is the Internet, and in particular, the facet of the Internet known as the World-Wide-Web (referred to simply as the Web). The Web provides a means for making multimedia styled documents over the Internet. These documents are termed Web pages (hereinafter pages). Pages may refer to and provide access to other pages on the Web. Each page has associated with it an identifier termed a Uniform Resource Locator (URL). A page is accessed by specifying its URL. The contents of a page is specified in a document formatting language known as the Hyper-Text Mark-Up Language (HTML). A reference to another page on the Web is termed a link. Links may be specified in either absolute or relative terms. A link specified in absolute terms refers to its entire URL. A link specified in relative terms assumes a certain portion of the URL is the same as the existing page. The specification is thus relative to the URL of the page on which it is defined.

To access and view a document on the Web, a Web browser is needed. A Web browser provides search, traversal and viewing functions needed to access documents on the Web. Various Web browsers exist for the Web, e.g. NetScape available from NetScape, Inc. of Mountain View, California. Traversing through documents contained on the Web is similar to following a path through a network. Since each page may contain links to many other pages, traversing through the pages is a simple matter of following the links. Most Web browsers provide controls for going backwards and forwards in the list of links. They also maintain a history list of the links to enable jumping directly to a specific previously viewed page.

Most publicly available Web browsers operate on a computer controlled display system having a graphical user interface with multiple windows. Typically, such web browsers operate such that a window may display only one page at a time. Multiple pages are viewed by opening multiple windows. The user interface for Web Browsers typically correspond to the capabilities of the computer system on which it resides. A full featured Web browser may

provide rendering means for viewing audio, video and graphical portions of documents as well as a graphical user interface for controlling access to documents. The graphical user interface is typically one which provides for vertical and horizontal scrolling via scroll bars and point and click manipulation of a cursor control device to invoke browser operations (e.g. to traverse links). Color, underlining or reverse video are techniques used to indicate the existence of a link on a page.

Related materials include:

Deckscape: An Experimental Web Browser, Marc H. Brown and Robert A. Shillner, DEC Systems Research Center Report 135a, Mar. 1, 1995. The DeckScape web browser utilizes the metaphor of a deck as a collection of Web pages. Only one Web page on a deck is visible at one time, although multiple decks may be visible. DeckScape is also multi-threaded so that each deck may be "active", e.g. downloading pages, at the same time. A deck may be created based on a traversal through the Web or as the result of an operation such as "expand all the links on this page."

U.S. Pat. No. 5,499,330 entitled *Document Display System For Organizing And Displaying Documents As Screen Objects Organized Along Strand Paths*. As described in the Abstract, this reference discloses a system for displaying documents in a computer controlled display device. "The system displays documents either in a completely free-form, a user controlled configuration or as strands, such that documents in a strand follow a strand path. The strand path is a two dimensional line through a three dimensional display space. The documents displayed on the strand are known as child documents, and each strand also has a parent document. Various constraints defining the strand are associated with the parent document, including a strand function defining the strand path, minimum and maximum separation constraints defining the distance between the child documents on the strand, and an origin constraint defining the positional relationship of the strand path to the screen object of the parent document."

A 'Pile' Metaphor for Supporting Casual Organization of Information, Richard Mander, Gitta Saloman, Yin Yin Wong, Chi '92 Conference Proceedings, ACM Conference on Human Factors in Computing Systems, pgs 627-634, May 3-7, 1992. This article describes the design and development of a desktop interface element referred to as piles. Piles represent sets of related documents. These piles are analogous to stacks of paper often found in a persons office or workspace. Piles were observed to have the useful properties of being a less rigid categorization system and to be self-revealing and browsable. The described design includes direct manipulation techniques and support for browsing, automatic pile construction and reorganization.

Representation in Virtual Space: Visual Convention in the Graphical User Interface, Loretta Staples, Human Factors in Computing Systems INTERCHI'93 Conference Proceedings, pgs 348-354, Apr. 24-29 1993. This articles describes the use of three dimensional visual cues of perspective and lighting, in the context of flat or two-dimensional workspace. The use of transparency as a means of enhancing the workspace is also described. A desktop "landscape" is proposed that is divided by a horizon line denoting two separate areas: an active foreground space and a passive background space.

SUMMARY OF THE INVENTION

A three dimensional document workspace for interacting with large numbers of document objects is disclosed. The document object is a graphical representation of an indi-

vidual document or a document collection. The document workspace has been implemented for use to display and interact with documents, typically web pages, that have been downloaded from the World Wide Web. However, the document workspace is also suitable for use to display documents or document collections obtained from other sources (e.g. from a CD-ROM). Document collections are typically in the form of WebBooks or piles. WebBooks are document collections that are represented to a user using a book metaphor. A pile is a representation of a document collection that resembles a pile of paper contained in a paper tray. A pile is created by moving one document object on to another document object.

The document workspace is divided hierarchically in terms of interaction rates. A focus space is where direct interaction with a document object occurs. The interactions occur in a manner suitable for the document object in the focus space. The focus space is generally the center of the display area. An immediate memory space is for placing document objects that are in use, but not currently being interacted with. Visually in the document workspace the immediate memory space is divided into an "air" space and a "desk". The desk is a familiar metaphor for placing documents on that are not currently being viewed, but are in use. The "air" is located "behind" the focus space. The "air" is further divided into subareas. Each of the subareas corresponds to a distance back (i.e. in the z-direction) in which the document object is positioned. The further back, the smaller the size of the representation of the document object. A tertiary space is where many document objects, e.g. WebBooks and frequently referenced documents that are not currently in use may be positioned. The tertiary space is visually represented as a bookshelf.

Moving document objects in the document workspace is facilitated by a touch and drop gesture. When a document object is touched, and a button on the associated cursor control device remains depressed, a line is drawn to indicate where the object is to be dropped. This helps facilitate a determination of where the document object is to be placed. Document objects may also be flicked to the immediate and tertiary areas so as to permit rapid movement of the document objects.

BRIEF DESCRIPTION OF THE DRAWINGS

FIG. 1 is a block diagram of a computer controlled display system as may be utilized in the currently preferred embodiment of the present invention.

FIG. 2a illustrates the default view of the document workspace of the currently preferred embodiment of the present invention.

FIG. 2b illustrates the default view of the document workspace with a received page area.

FIG. 3 is an illustration of a view showing the tertiary space (i.e. the bookcase) in the focus space of the document workspace.

FIGS. 4-5 illustrate a touch drop gesture as may be performed in the document workspace of the currently preferred embodiment of the present invention.

FIGS. 6-7 illustrate the context sensitive nature of the touch drop gesture as may be performed in the document workspace of the currently preferred embodiment of the present invention.

FIGS. 8-9 illustrate a flick gesture as may be performed in the document workspace of the currently preferred embodiment of the present invention.

FIGS. 10-12 illustrate the creation of piles as may be performed in the document workspace of the currently preferred embodiment of the present invention.

DETAILED DESCRIPTION OF THE INVENTION

A computer controlled display system for displaying a three-dimensional document workspace is disclosed. One or more documents objects are present in the document workspace. The present invention provides for interaction with the collections, e.g. viewing, moving and storing, while balancing the necessary tradeoffs of rapid access, number of collections and associated documents, and available screen space.

The currently preferred embodiment of the present invention is implemented for use with collections of pages (i.e. documents) obtained from the portion of the Internet known as the World Wide Web (hereinafter the Web). However, it should be noted that the present invention is not limited to use on the Web and may be utilized in any system which provides access to collections of documents. For example, the present invention may be used in a system wherein documents are obtained through a CD-ROM media.

The following terms defined herein are familiar to users of the Web and take on these familiar meanings:

World-Wide Web or Web: The portion of the Internet that is used to store and access linked multi-media documents.

Page: A document accessible on the Web. A Page may have multi-media content as well as relative and absolute links to other pages.

Link: An indicator on a Web page which refers to another Web page and which can typically be retrieved in a point and click fashion. The Link will specify the Uniform Resource Locator (URL) of the other Web page.

Web Browser or Browser: A tool which enables a user to traverse through and view documents residing on the Web. Other rendering means associated with the Browser will permit listening to audio portions of a document or viewing video or image portions of a document.

WebBook: A representation of an aggregation of Web pages which provides rapid local interaction. WebBooks are described in further in co-pending application Ser. No. 08/525,936 entitled "Display System For Displaying Lists Of Linked Documents" filed Sep. 8, 1995, which is assigned to the same assignee of the present application and which is hereby incorporated by reference.

Document Object or Object: Any graphical representation of an entity, e.g. a page or WebBook, in the document workspace.

The computer based system on which the currently preferred embodiment of the present invention may be implemented is described with reference to FIG. 1. The computer based system and associated operating instructions (e.g. software) embody circuitry used to implement the present invention. Referring to FIG. 1, the computer based system is comprised of a plurality of components coupled via a bus 101. The bus 101 may consist of a plurality of parallel buses (e.g. address, data and status buses) as well as a hierarchy of buses (e.g. a processor bus, a local bus and an I/O bus). In any event, the computer system is further comprised of a processor 102 for executing instructions provided via bus 101 from Internal memory 103 (note that the Internal memory 103 is typically a combination of Random Access and Read Only Memories). The processor 102 will be used to perform various operations in support of obtaining Web

pages, converting Web pages into a suitable format for display in the document workspace and interpreting and carrying out movement gestures. Instructions for performing such operations are retrieved from Internal memory **103**. The processor **102** and Internal memory **103** may be discrete components or a single integrated device such as an Application Specification Integrated Circuit (ASIC) chip.

Also coupled to the bus **101** are a keyboard **104** for entering alphanumeric input, external storage **105** for storing data, a cursor control device **106** for manipulating a cursor, a display **107** for displaying visual output (e.g. the document workspace) and a network connection **108**. The keyboard **104** would typically be a standard QWERTY keyboard but may also be a telephone like keypad. The external storage **105** may be fixed or removable magnetic or optical disk drive. The cursor control device **106**, e.g. a mouse or trackball, will typically have a button or switch associated with it to which the performance of certain functions can be programmed. In the currently preferred embodiment such a switch will have a first up position and a second down position which are used to select and move document objects within the document workspace. The network connection **108** provides means for attaching to a network, e.g. a Local Area Network (LAN) card or modem card with appropriate software. The network ultimately attached to is the Internet, but it may be through intermediary networks or On-Line services such as America On-Line, Prodigy TM or CompuServ TM.

The currently preferred embodiment of the present invention has been implemented on a Silicon Graphics workstation with graphics facilities as described in SGI Graphics Library Programming Guide, Silicon Graphics, Inc. of Mountain View, Calif. The Silicon Graphics workstation provides for generating software programs which manipulate graphical objects in a three dimensional space, so description of programming techniques for rendering graphical objects in a three dimensional space is not deemed necessary.

It should be noted that it would have been apparent to one of skill in the art to implement the present invention on other suitable computer systems providing functionality for manipulating graphical objects in a three dimensional space. Such implementations would not depart from the spirit and scope of the present invention.

Finally, the present invention is implemented on a computer controlled display system having a Graphical User Interface (GUI). Operations for moving pages or page collections in the GUI have been created that support use in the Document Workspace. Such operations are described in greater detail below. Other operations are invoked in a similar fashion and perform a similar function as in known GUIs. For example, the act of "touching" a document or document collection is analogous to "selection" by a point and click operation of a cursor control device.

The Document Workspace

The purpose of the document workspace is to allow a large number of document objects to be displayed together (mitigating the limitations of the small screen space) in order to support information intensive activities. Interaction with pages is similar to the functionality of a Web browser. The workspace sets up explicitly the capacity for speed/access-time tradeoff to allow tuning for such activities. The design aims to provide very rapid access to a small number of pages, smoothly integrated with slower access to a large number. Pages for ongoing activities migrate into the rapid access and manipulation region (i.e. the focus region described below). In this way, repeated reference due to locality of reference statistics can result in faster interaction.

It is also very useful that the document workspace is three dimensional. The visual cues in a three dimensional workspace enable the placement of a greater number of documents in positions and orientations which are readily acceptable to the user. Further, the three-dimensional nature of the workspace provide for a much larger workspace since it permits placement of workspace objects "behind" or the "the side" of the user. Thus, by simply "turning a viewpoint" different portions of the workspace are brought into view.

The document workspace of the currently preferred embodiment is illustrated with reference to FIG. 2a. It should be noted that the "user view" of the workspace is the primary or default view. As the document workspace is three-dimensional, traversal through the workspace is permitted to achieve different views of the workspace. The document workspace is arranged hierarchically, based on interaction rates, into three main levels: a Focus Space (for the document objects in active use), Immediate Memory Space (for document objects in use) and Tertiary Space (for document objects not in use). It should be noted that at each of the different levels, the amount of display space per document object roughly corresponds to the interaction rate with the document object. This will become apparent in the description below.

The Focus Space is where a document object that a user is directly interacting with is shown. In other words, the document object is in active use. In the currently preferred embodiment, the focus space may contain a page, pile, WebBook or even a representation of the Tertiary Space. Referring to FIG. 2a, a document object **201** is in the Focus Space. In the currently preferred embodiment document objects are viewed and interacted with in a manner associated with the particular object. So for pages downloaded from the world-wide web in an HTML format, the pages are interacted with using a browser capable of viewing HTML formatted documents. With respect to document collections, a document collection may be viewed as a pile of individual web pages or as a WebBook or viewed in a linear organization using a Document Lens Visualization. The Document Workspace provide a means for selecting the manner in which a page collection is viewed, e.g. using a pull-down menu.

When viewed as a WebBook, the pages are organized in a book metaphor. User interface controls are provided which enable a user to traverse a page, scale pages, turn pages, place bookmarks and to automatically scan the WebBook. The user interface for viewing the pages in the WebBook is described in greater detail in co-pending and commonly assigned U.S. patent application Ser. No. 08/525,936 entitled "Display System For Displaying Lists Of Linked Documents" filed Sep. 8, 1995.

The Document Lens is an information visualization technique which shows a thumbnail representation of each page of a document as if they were laid out in sequential order on a plane. A tool, i.e. the lens, is moved over the document pages to bring the desired portions into focus. Further detail with respect to the viewing of multi-page documents using a Document Lens is described in the article by Robertson and Mackinlay entitled "The Document Lens" UST '93, ACM Conference on User Interface Software and Technology, pgs. 101-108, 1993.

The Immediate Memory Space is where document objects are positioned when they are in use, but not currently interacted with. In FIG. 2a, a "desk" **202** and the "air" **203** behind the focus space comprise the Immediate Memory Space. The "air" **203** component of the Immediate Memory Space has several tiers. Document objects are arranged at

several predetermined z-distances in the 3D space. Three (3) such tiers are illustrated in FIG. 2a, tiers 204–206. The user can move document objects back in space (the farther back, the smaller they become and the more document objects that fit). This is illustrated by noting the size differences in the visual representations of document collections 204a–b and document collections 206a–206b. To help with occlusion problems, a camera (or viewing) position is chosen so that at least one row of documents will fit in a farther-back tier without being occluded by nearer objects. Document objects in the Immediate Memory Space can be moved around in X and Y (i.e. left/right or up/down) or forward and backward (that is in Z) using a simple gesture language described below. The desk 202 may also contain document objects, e.g. document objects 202a and 202b. When the user moves around in the Document Workspace, the desk 202, and hence objects on the desk may move. Generally, the most recently used document objects are placed on the desk 202. In the currently preferred embodiment, the Immediate Memory Space can hold about 30 document objects without occlusion, and over a hundred if occlusions are allowed. Each of the document objects in the Immediate Memory Space is presented “face-up”.

The Tertiary Space is where document objects such as pages and WebBooks may be positioned when they are not in use. For example, document objects that are used for reference purposes are placed in the tertiary space. Referring to FIG. 2a, in the currently preferred embodiment the tertiary space is represented as a bookcase 220. In normal view, the bookcase is seen at an angle to minimize the amount of screen space that is consumed, while at the same time displaying enough information that recently-used WebBooks or pages can be recognized. If the user “touches” one of the WebBooks or pages in the bookcases, it will automatically “fly” to the focus space 201. Simultaneously, any WebBook or page then in the focus space 202 will fly to a position in the Immediate space 203. The “flying” of objects is an animation which shows the movement of objects from one space to another.

The document workspace of the currently preferred embodiment is designed to perform multiple tasks concurrently. So for example, one document object may be interacted with by the user and concurrently, a Web access request may be performed with retrieved web pages being brought into the document workspace for subsequent interaction. FIG. 2b illustrates the document workspace of FIG. 2a with a received page space 210. The received page space is an area in the document workspace wherein newly retrieved pages are displayed. In FIG. 2b, new pages 211–214 have been received. The newly received pages may be the result of accessing a linked page on a page being interacted with or the result of a Web search request.

In order to view the contents of the tertiary space, i.e. the bookcase, it should be positioned in the focus space. The bookcase may be either private or public. A private bookcase is one where the contents are created and “owned” by the “owner” of the workspace. A public bookcase is one that has content that is centrally updated and maintained. For example, a phone directory may be centrally maintained and subsequently distributed to public bookcases (or shelves) in user workspaces. There may even be separate private and public “shelves” on the bookcase (or even separate private and public bookcases). Touching the bookcase 220 causes the bookcase to fly to the focus space. This is illustrated in FIG. 3. Referring to FIG. 3, the bookcase 220 now occupies the focus space so that the contents of the bookcase 220 can be viewed in closer detail. It should also be noted that

despite the movement, the desk remains in the same position with respect to the focus space (i.e. directly underneath it). Also, the desk and any pages on the desk have been resized in order to maintain a visually acceptable size perspective with respect to the new view. What conceptually has occurred is the that user view has been changed to move in front of the bookcase, rather than the bookcase moving (this is substantiated by the fact that the component of the immediate space 203 termed “air” having the floating documents is no longer visible). Subsequently touching a WebBook or page on the bookcase will cause the user view to fly back to the default viewing position and the “touched” WebBook or page to fly to the focus space.

Document Objects

A document object is any entity that can be manipulated in the document workspace. A document object contains two basic types of information; content information and display/manipulation information. The content information refers to the text and image data for the underlying document. The display/manipulation information refers to data defining how the text and image data is to be presented to the user. Some examples:

for a web page the display/manipulation information would be a web browser;

for a document collection the display/manipulation information may be a WebBook browser.

How a document object is visually represented depends on what it represents. An individual document or web page will be represented initially by the first page or by the top part of the web page. While still in use, subsequent representations will simply be where the document was when last viewed. For document collections represented as WebBooks, the representation will be the “cover” of the book. When not in active use, the WebBook will close, but be bookmarked so that when re-opened it will automatically open to the last page viewed.

The internal representation of a document object is as a data structure having content data representing the information, i.e. text or image, that the document object represents and information for indicating how the content data will be processed for rendering and display. The later data may be a program name to be linked to or actual program code. Data structures for handling such information are well known in the art.

Moving Document Objects In The Document Workspace

The simplest way of moving a document object in the document workspace is to position the cursor on the desired document object and clicking the associated switch on the cursor control device. This causes the document object to move to the focus space, and to move the document object previously occupying the focus space to move to the immediate space (the desktop). However, it is often desirable to move document objects to locations other than the focus space.

Known techniques for operating in a 2-D workspace, e.g. a drag and drop operation to move an object, do not work well in a 3-D workspace. One reason is that objects may be separated by large Z values and would require painstaking movement to adjust Z values within a “drop zone”. A second reason is that foreground (hence large) objects obscure many background (hence small) objects so they are not visible. Simply picking up and moving around a foreground object would tend to obscure background objects.

To address these problems, a touch drop gesture is provided. Basically, a touch drop gesture is one where an object is “touched”, e.g. by positioning a cursor over it and depressing a cursor control button, tracing the cursor move-

ment with a line, and then dropping the object by releasing the cursor control button at the end point of the line. A constraint of the touch-drop gesture is that the end point of the line must be on some other document object (or another visible object in the workspace like the bookcase of the desk). Otherwise, no movement or other action is taken (i.e. a null operation). The final operation of the touch drop gesture is context sensitive. So if the touched object is a WebBook and the drop object is the bookcase, the WebBook is stored on the bookcase.

The touch drop gesture is illustrated in FIGS. 4-5. Referring to FIG. 4, page 202b on the desk is touched using a cursor control device. While the switch associated with the cursor control device remains depressed (i.e. is in the second down position), the cursor is moved and a line 401 is drawn. Note that in the currently preferred embodiment the line actually traces the movement of the cursor. However, it would be apparent to one in the currently preferred embodiment to indicate the line using a well known "rubber banding" technique between the original selection point and the position of the cursor. In any event, the line 401 terminates at the bookcase 220. Termination occurs by releasing the switch associated with the cursor control device (i.e. is in the first up position). Referring now to FIG. 5, the page 202b has been removed from desk 202 and has been placed on bookcase 220.

It should also be noted that the touch drop gesture is context sensitive. FIGS. 6-7 illustrate placement of a page on a bookcase. Referring to FIG. 6, page 201 is touched and to be dropped on bookcase 220. This is illustrated by the endpoint of line 601 touching the bookcase 220. The result is illustrated in FIG. 7 wherein the page 201 is removed from the focus space and is placed on bookcase 220. The actual movement of the document object 201 to the bookcase 220 is "animated" so that the document object 201 appears to fly to the bookcase 220 when the cursor control button is released. This action is context sensitive since it recognizes any unique requirements of the drop location and performs any appropriate actions. In this case, the unique action concerns placing the page on the bookcase. So the appropriate action is to scale the page and place on an available location on the bookcase. Another example of context sensitive operation is discussed below with respect to placing one page on another for creating a pile.

The touch drop gesture also has the advantage of not requiring screen rendering of a workspace in order to move a document object.

Another gesture used for moving objects is termed "flicking". In "flicking" a document object is moved by touching the object and "flicking" it using the cursor control device in a desired direction. Generally what occurs is that the object is touched and while the switch on the cursor control device remains depressed, the cursor is quickly moved in the desired direction and then released. The object will then move to the next immediate area (or to the tertiary area) in the direction of the "flicking" gesture. In the currently preferred embodiment, a downflick moves documents closer to the user (so the document object gets larger), upflicks move document away from the user (so the document object gets smaller), sideflicks move document objects to the bookcase or to other portions of the immediate areas. By adding some angle to the upflick gesture, document objects can be positioned in a different X third of the next farther tier. Upflicking sends documents to the Y position in the next farther tier which is not occluded and the X gridding keeps more than one document object from ending up in the same or overlapping space.

Flicking is illustrated in FIGS. 8-9. Referring to FIG. 8, page 202a on desk 202 is touched using a cursor control device. While a button associated with the cursor control device remains depressed a rapid movement of the cursor control device in an "upward" direction occurs and the button released (illustrated by line 801). The result is illustrated in FIG. 9 where the page 202a has been moved to tier 205 of the "air" portion of the immediate space in the document workspace.

It should be noted that "scaling" of document objects as they are moved from foreground to background positions in the document workspace is performed by the rendering system of the three-dimensional computer controlled display system. Thus, no further discussion of how document objects are scaled as they are moved through the document workspace is not deemed necessary.

Document Collections

In the currently preferred embodiment, collections of documents may be imported or they can be created dynamically. WebBooks are an example of collections of documents that are imported. A dynamic way of creating a collection is through "piling" documents on top of each other to create a pile. A pile is created simply by moving one document onto another document using a touch drop gesture. It should be noted that a pile may be added to another pile to create an even bigger pile. When a pile is created a "tray" is placed under them to indicate their relationship as a pile. The tray also provides a convenient "handle" for selecting the entire pile. The document objects are positioned in the pile by having each new page one quantum farther in radius from the center of the pile (in polar coordinates). The angle from the center is chosen randomly or it may be constant so that the document objects are in-line. When the angle from the center is chosen randomly, each pile will have a distinct appearance and each document in the pile will be visible.

Creation of piles with the angle from the center chosen randomly is illustrated in FIGS. 10-12. Referring to FIG. 10, A document 1001 has a center 1002 which is located at the origin of a polar coordinate system (i.e. at coordinates 0,0). Referring now to FIG. 11, a document 1101 has been piled on top of document 1001. The center 1102 of document 1101 has been placed at coordinates (θ , x). The angle θ is randomly chosen and the radius x is a constant. FIG. 12 illustrates a third document being placed on the pile. Referring to FIG. 12, a document 1201 having a center 1202 is added to the pile. In this case the center 1202 is at coordinate (ϕ , 2x), again where the angle ϕ is randomly chosen and the radius 2x determined by when the document was added to the pile.

It should be noted that in the pile representation of the currently preferred embodiment, each document may be selected and brought to the top of the pile. When doing this, none of the other documents become blocked from view.

Piles may be generated automatically or manually. In manual creation, piles are simply created by causing documents (or other piles) to overlay each other. In automatic creation, a pile may be generated by a tool in the Document Workspace which looks for and retrieves documents according to some predetermined criteria.

Thus, a computer controlled display system for moving document objects in a three dimensional document workspace is disclosed. While the present invention is described with respect to a preferred embodiment, it would be apparent to one skilled in the art to practice the present invention with other configurations. Such alternate embodiments would not cause departure from the spirit and scope of the present invention.

We claim:

1. A computer controlled display system for displaying document objects in a three-dimensional document workspace on a display, said computer controlled display system comprising:

document retrieval means for retrieving document objects;

a pointer device for pointing a cursor at document objects, said pointer device having a switch with a first up position and a second down position;

positioning means for receiving user input for positioning document objects within said three-dimensional document workspace, said positioning means further comprising:

means for detecting that said cursor is pointing at a selected document object and said switch associated with said pointer device is in said second down position;

circuitry for detecting that said cursor is moved and drawing a line corresponding to the movement of said cursor;

circuitry for detecting that said cursor is pointing at a destination document object and said switch associated with said cursor is in said second up position;

circuitry for performing a context sensitive operation based on said destination document object;

workspace display circuitry for generating display information for displaying said three-dimensional document workspace and said document objects, said workspace display circuitry comprising:

circuitry for displaying a focus space, said focus space for detail display of a document object;

circuitry for displaying an immediate space, said immediate space for ephemeral positioning of document objects that are in use but not in focus; and

circuitry for displaying a tertiary space, said tertiary space for positioning document objects that are not in use.

2. The computer controlled display system as recited in claim 1 wherein said positioning means is further comprised of flick gesture interpretation means for detecting that a flick gesture has been performed on a document object and re-positioning said document object at a position corresponding to said flick gesture.

3. The computer controlled display system as recited in claim 2 wherein said flick gesture is in an up direction and said re-positioning of said document object is into said immediate space.

4. The computer controlled display system as recited in claim 2 wherein said flick gesture is in a down direction and said re-positioning of said document object is into said focus space.

5. The computer controlled display system as recited in claim 2 wherein said flick gesture is towards a document object representing said tertiary space and said re-positioning of said document objects is into said tertiary space.

6. A method for moving document objects on a computer controlled display system for displaying document objects on a three-dimensional document workspace, said computer controlled display system having a pointer device for controlling a cursor, said pointer device having a switch capable of being in a first up position and a second down position, said method comprising the steps of:

a) loading said document workspace with documents objects;

b) detecting that a user has selected a first document object using said pointer device and that said switch associated with said pointer device is in said second down position;

c) detecting that said cursor has been moved;

d) visibly tracing the movement of said cursor;

e) detecting that said cursor points to a second document object and that said switch associated with said pointer device is in said second up position; and

f) causing a context dependent operation to be performed based on said second document object.

7. The method as recited in claim 6 wherein said step of causing a context dependent operation to be performed based on said second document object is further comprised of the step of determining that said second document object is a bookcase and moving said first document object to said bookcase.

8. The method as recited in claim 6 wherein said step of causing a context dependent operation to be based on said second document object is further comprised of the step of determining that said second document object is a secondary area in said three-dimensional document workspace and moving said document object to said secondary area.

9. The method as recited in claim 6 wherein said first document object is a first document and said step of causing a context dependent operation to be performed based on said second document object is further comprised of the step of determining that said second document object is a second document and said creating a document collection comprised of said first document and said second document.

10. The method as recited in claim 9 wherein said document collection is a pile.

11. The method as recited in claim 10 wherein said step of creating a document collection is further comprised of the steps of:

positioning said second document object at a random orientation with respect to said first document; and displaying a tray visualization under said first document and said second document.

12. The method as recited in claim 11 wherein said document collection is placed according to a local polar coordinate system, and said step of positioning said second document at a random orientation with respect to said first document is further comprised of the steps of:

determining a distance coordinate for a center of said second document based on the number of documents in said pile; and

determining an angular coordinate for said center of said document at random.

13. The method as recited in claim 6 wherein said step of causing a context dependent operation to be performed based on said second document object is further comprised of the step of determining that said second document object is an existing document collection and adding said first document object to said existing document collection.

14. A computer controlled display system for displaying document objects in a three-dimensional document workspace on a display, said computer controlled display system comprising:

document receiving means for receiving document objects;

positioning means for receiving user input for positioning document objects within said three-dimensional document workspace;

workspace display circuitry for generating display information for displaying said three-dimensional document

13

workspace and said document objects, said workspace display circuitry comprising:
circuitry for displaying a focus space, said focus space for detail display of a document object;
circuitry for displaying an immediate space, said immediate space for ephemeral positioning of document objects that are in use but not in focus; and
circuitry for displaying a tertiary space, said tertiary space for positioning document objects that are not in use.

15. The computer controlled display system as recited in claim 14 wherein said positioning means is further comprised of:

5
10

14

a selection means for selecting a document object; and means for indicating a destination for a selected document object.
16. The computer controlled display system as recited in claim 15 wherein said selection means is comprised of circuitry for positioning a cursor on a document object and invoking a select operation, and
said means for indicating a destination for a selected document or document collection is comprised of circuitry for positioning said cursor at a desired location and invoking a move operation.

* * * * *