



US00634553B1

(12) **United States Patent**
Adler et al.

(10) **Patent No.:** **US 6,345,553 B1**
(45) **Date of Patent:** **Feb. 12, 2002**

(54) **INK APPLICATION DEVICE FOR
TATTOOING OR FOR MAKING
PERMANENT MAKE-UP**

(75) Inventors: **Frank Adler; Walter Lisec; Gerhard
Türk**, all of Berlin (DE)

(73) Assignee: **Mediüm - TECH Medizingeräte
GmbH**, Berlin (DE)

(*) Notice: Subject to any disclaimer, the term of this
patent is extended or adjusted under 35
U.S.C. 154(b) by 0 days.

(21) Appl. No.: **09/671,650**

(22) Filed: **Sep. 28, 2000**

(30) **Foreign Application Priority Data**

Oct. 22, 1999 (DE) 299 19 199

(51) **Int. Cl.⁷** **B43K 5/00**

(52) **U.S. Cl.** **81/9.22; 81/438; 30/362;
606/186**

(58) **Field of Search** **81/9.22, 438; 30/362;
606/186, 169**

(56) **References Cited**

U.S. PATENT DOCUMENTS

4,508,106 A * 4/1985 Angres 128/1 R
4,644,952 A * 2/1987 Patipa et al. 128/305
4,671,277 A * 6/1987 Beuchat 81/9.22
4,798,582 A 1/1989 Sarath et al.

4,862,772 A * 9/1989 Piperato 81/9.22
5,279,552 A * 1/1994 Magnet 81/9.22
5,472,449 A * 12/1995 Chau 81/9.22
5,586,473 A * 12/1996 Chou 81/9.22
5,724,873 A * 3/1998 Hillinger 81/438

FOREIGN PATENT DOCUMENTS

DE 299 16 971 U1 5/2000
GB 1 587 519 * 4/1981 81/9.22

* cited by examiner

Primary Examiner—James G. Smith

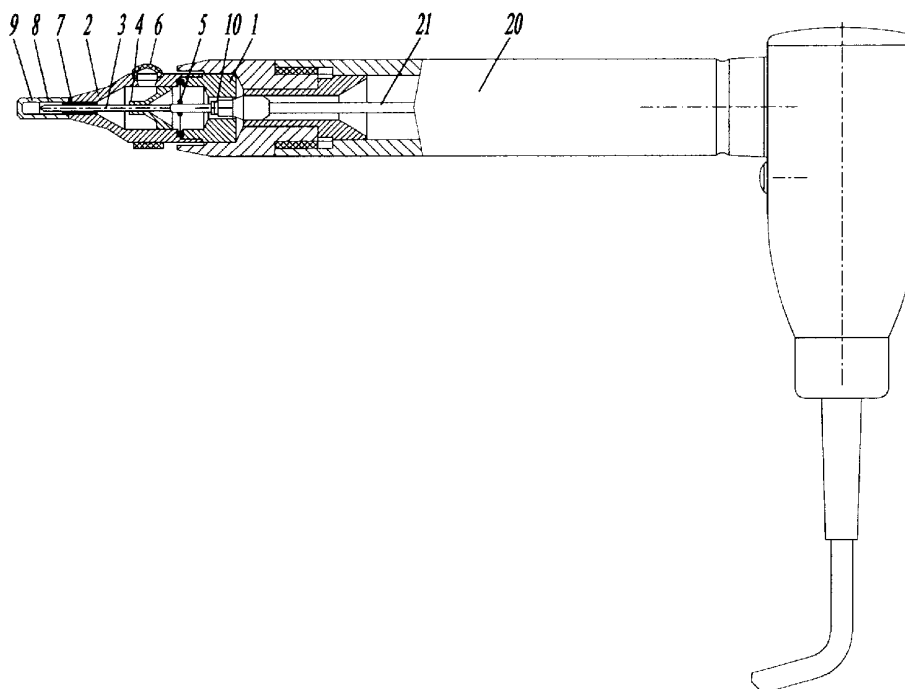
Assistant Examiner—Hadi Shakeri

(74) *Attorney, Agent, or Firm*—Smith Patent Office

(57) **ABSTRACT**

An ink application device for tattooing or for making permanent make-up includes a handle, a needle drive, a needle, a needle nozzle and a protective cap. The device further includes at least two modules releasably connected to one another. One of the modules is formed as a reusable base module with an integrated needle drive, and the other module is a sterilized disposable module in which all components of the manual device capable of being infected by bodily fluids of a customer are integrated. The device can be constructively divided into two or three separate modules: a basic module, a disposable or hygienic module and an optional ink module. The basic module corresponds to the handle that includes the needle drive and is designed such that the hygienic module can be safely attached and connected to the integrated needle drive.

30 Claims, 6 Drawing Sheets



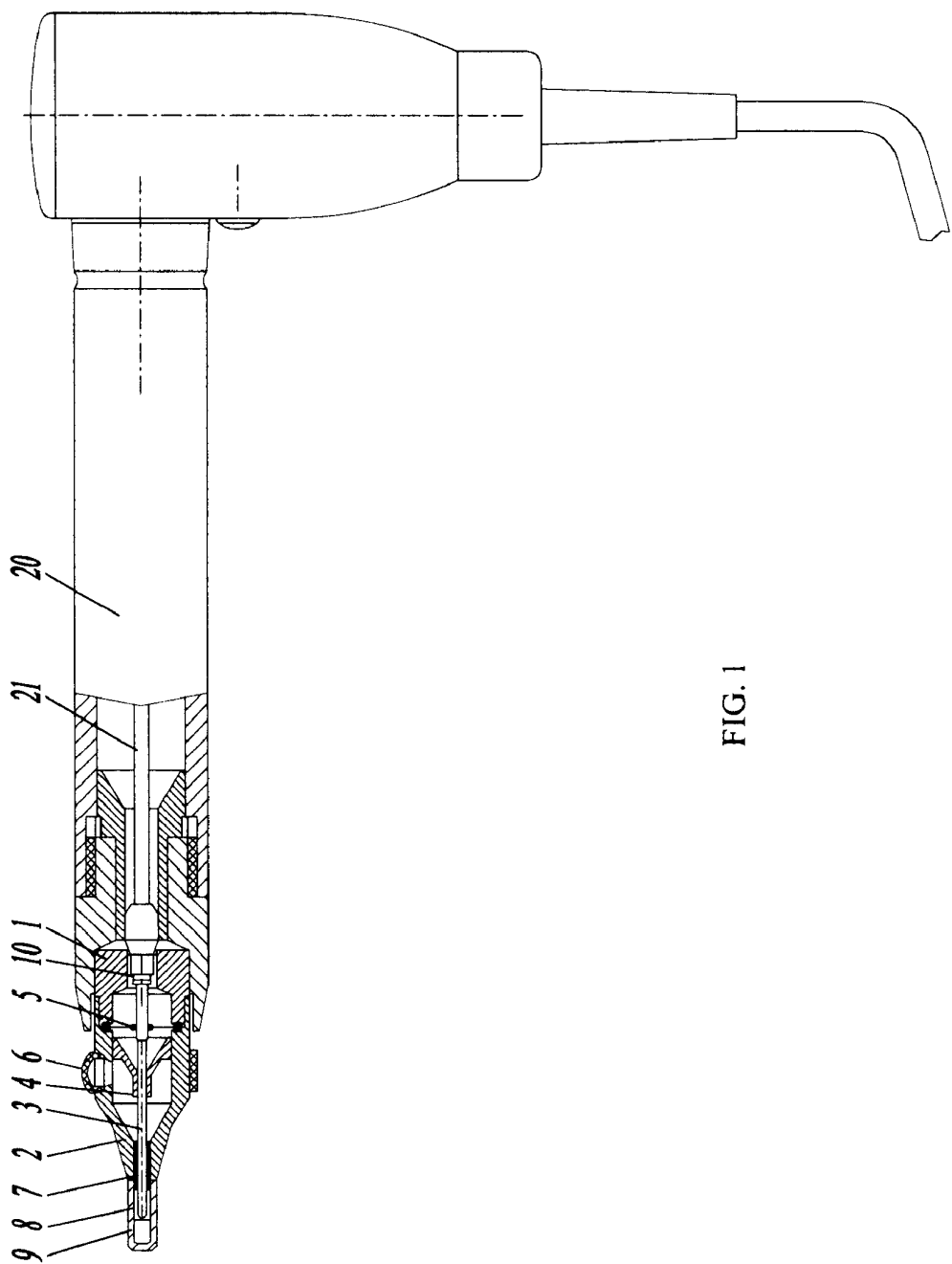


FIG. 1

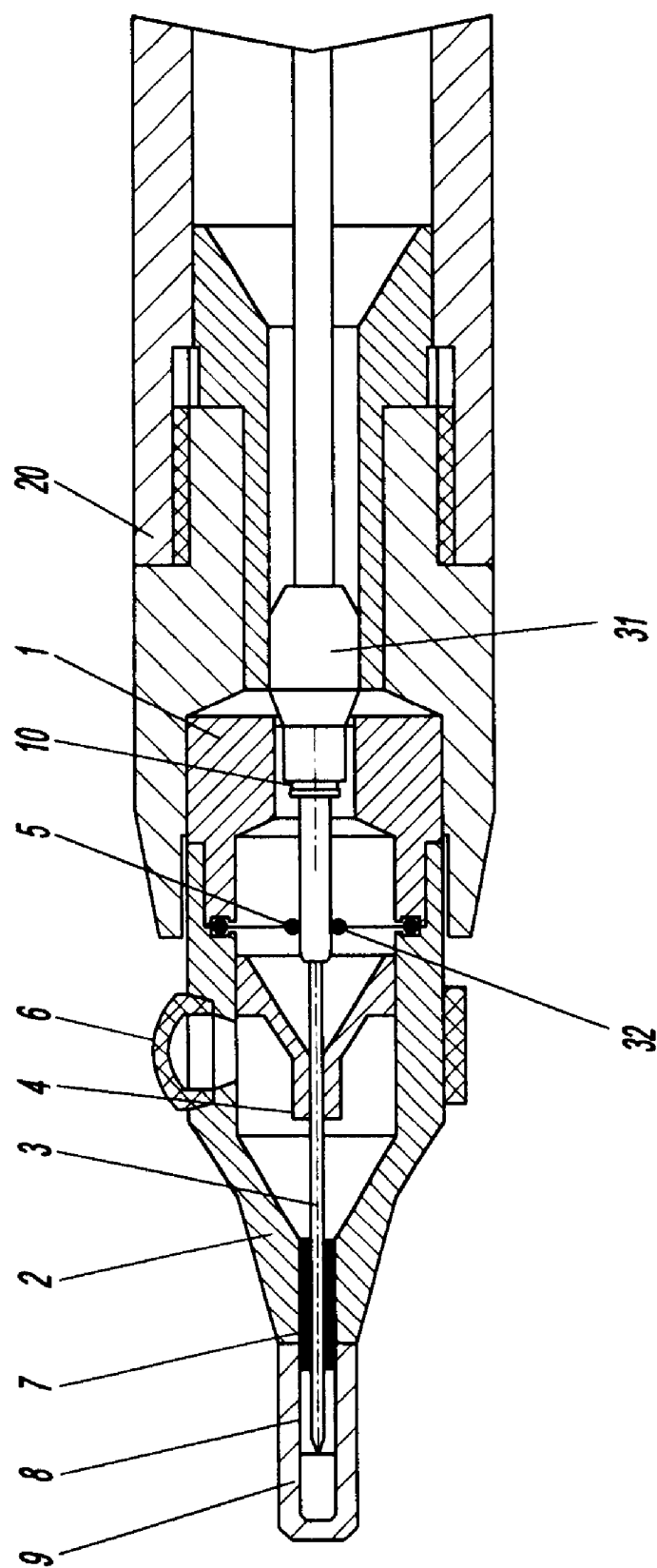


FIG. 2

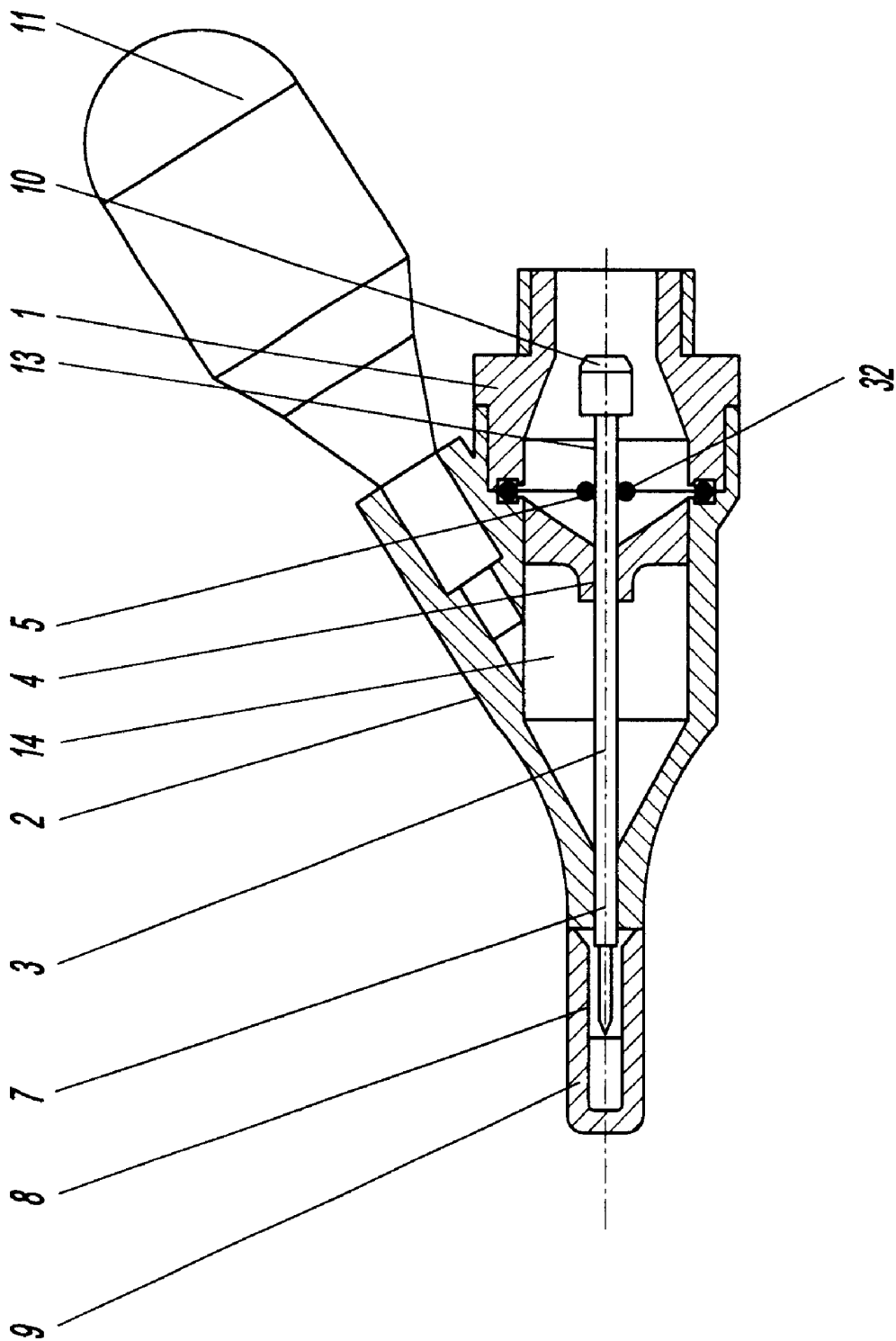


FIG. 3

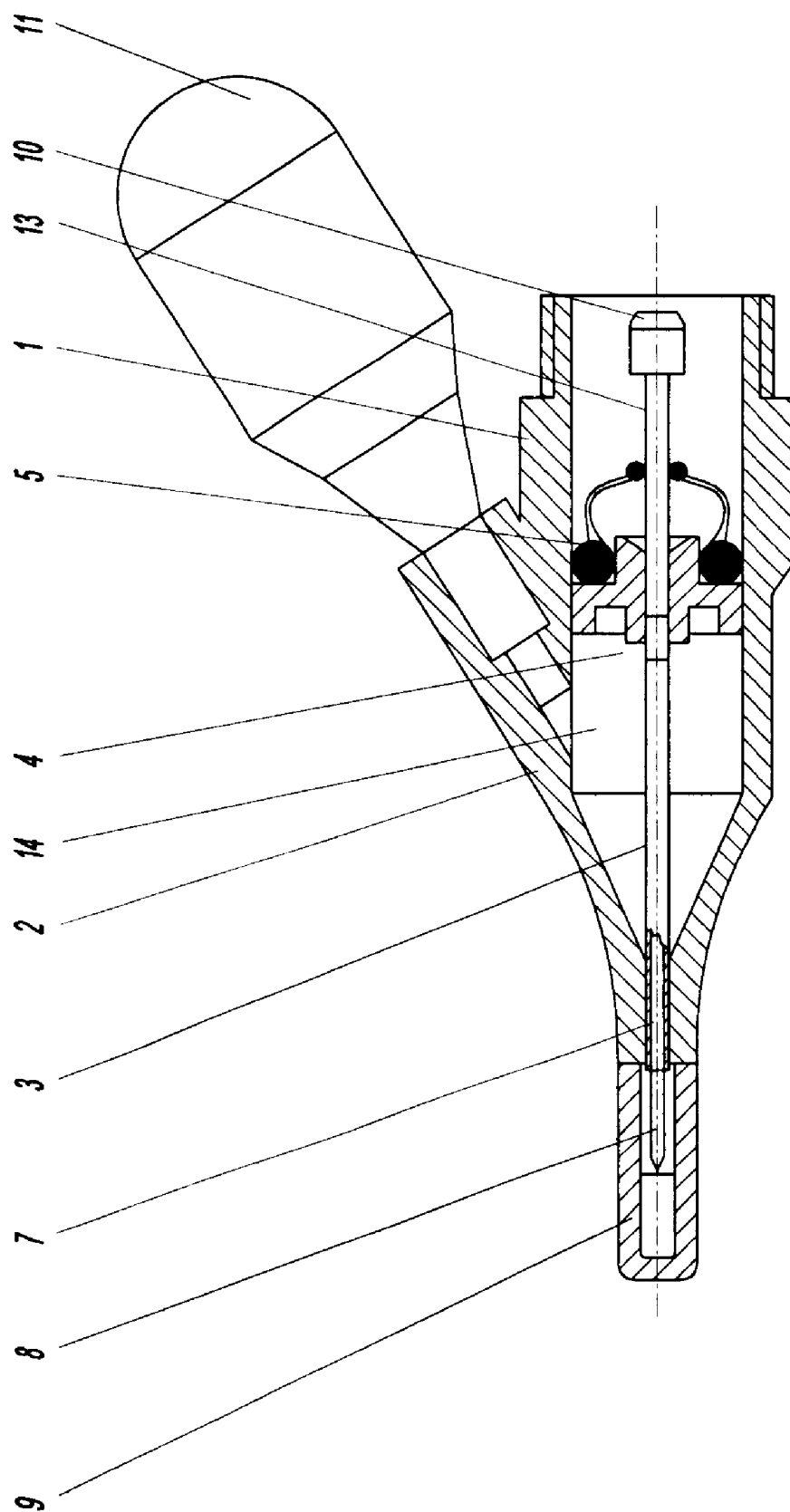


FIG. 4

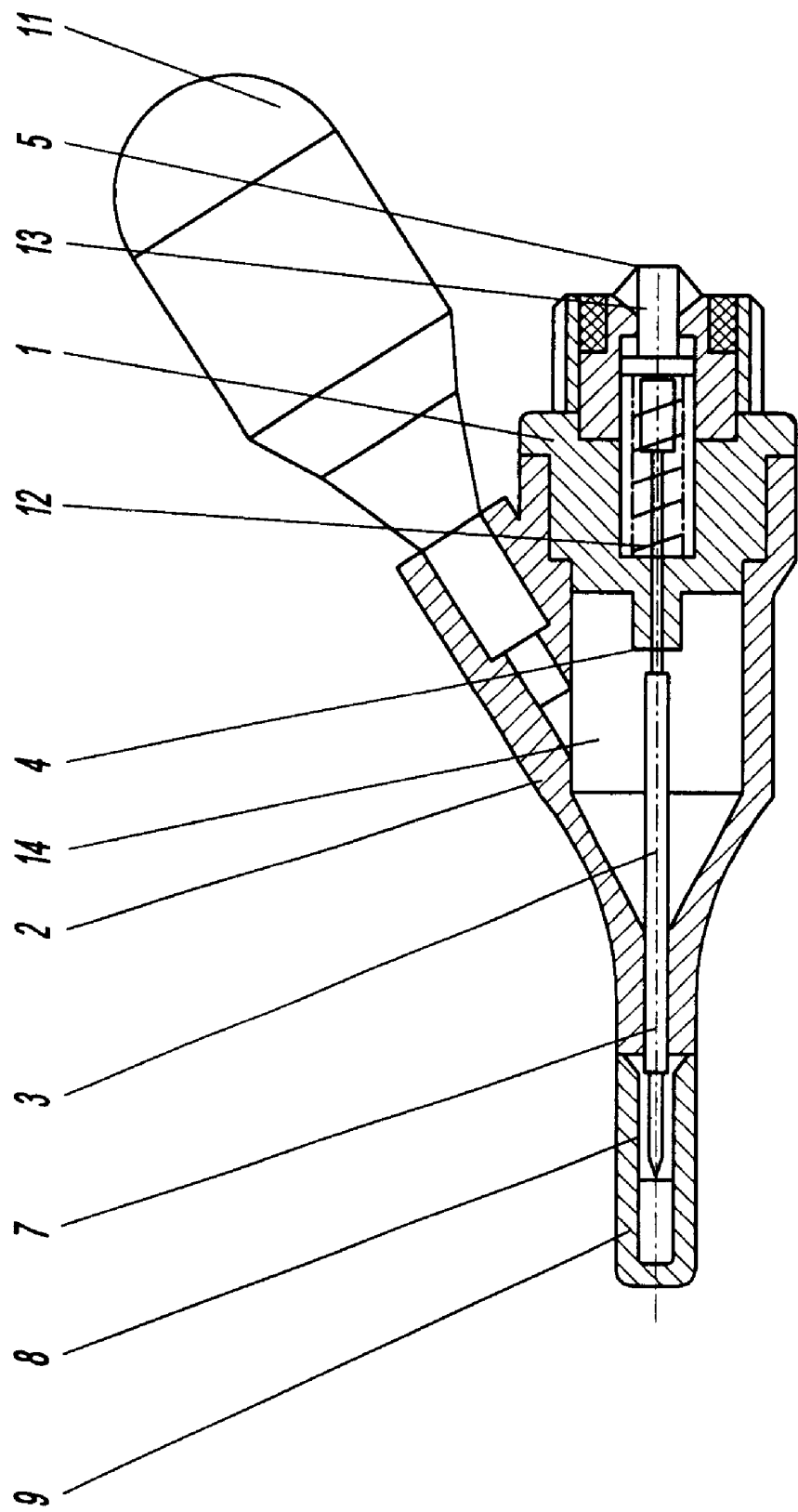


FIG. 5

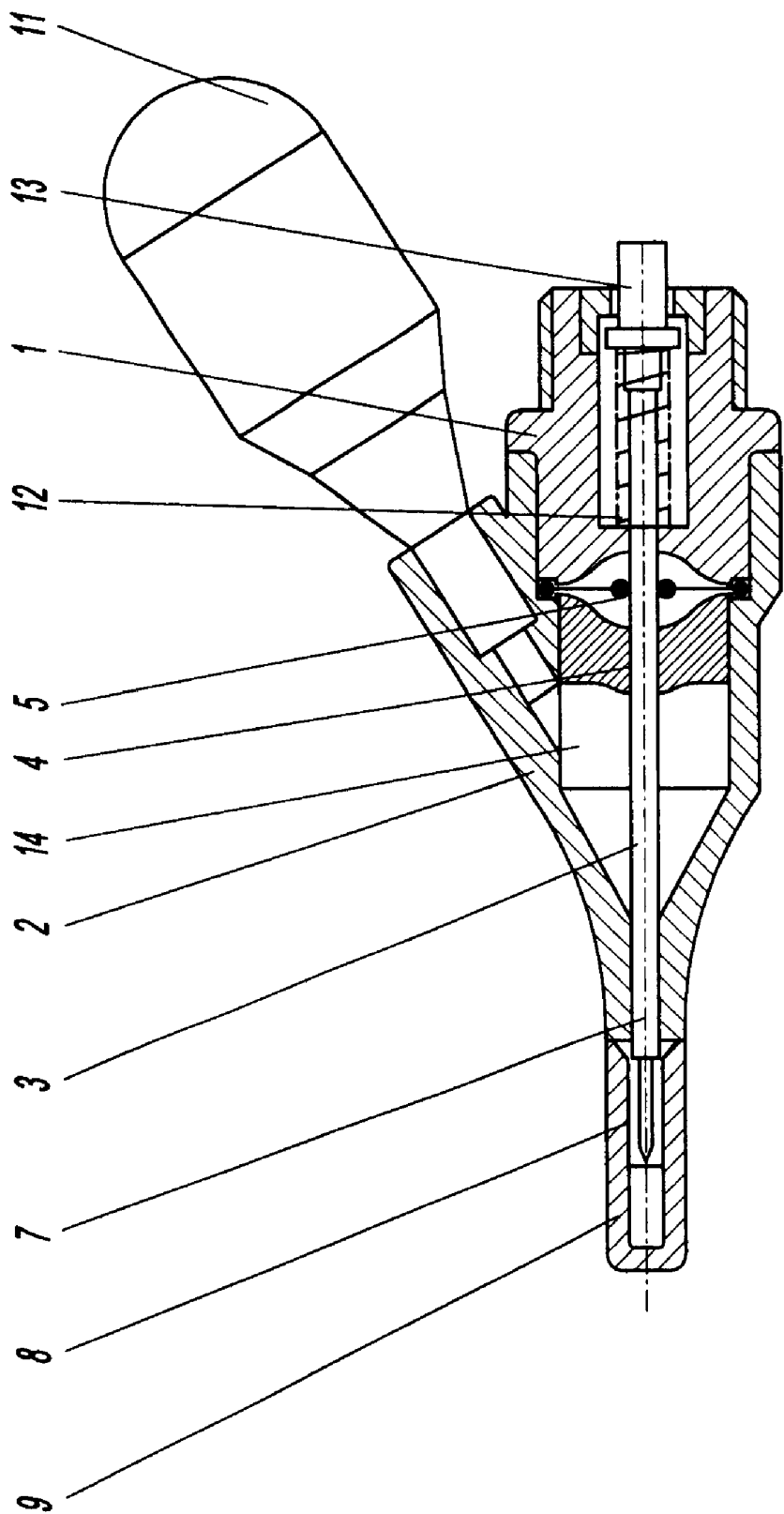


FIG. 6

1

INK APPLICATION DEVICE FOR TATTOOING OR FOR MAKING PERMANENT MAKE-UP

BACKGROUND OF THE INVENTION

1. Field of the Invention

The present invention relates to an ink application device for tattooing or for making permanent make-up that can apply tattoos or other permanent make-up. In particular, this invention relates to a permanent make-up ink application device for ensuring sterility when treating customers.

2. Discussion of the Related Art

The spreading of highly infectious bacterial or viral infectious diseases such as AIDS and hepatitis, which are transmitted by bodily fluids, places substantial pressure on cosmeticians with respect to the hygienic handling of the tools and ink containers when applying permanent make-up (PMU) and tattoos. In everyday practice, these concerns are not easy to address.

It is particularly problematic in the practice of applying permanent make-up and tattoos because these measures are so invasive. In particular, the customer's skin is pierced by the method, and blood or blood serum may issue from the treated portion of the skin. Moreover, the parts of the device that come into direct contact with the customer, in particular, the needles and needle nozzles, are contaminated by the customer's bodily fluids. In order to avoid known diseases transmitted by bodily fluids, such as AIDS and hepatitis, these parts of the device must be sterile before treatment and are to be regarded as potentially infectious after treatment. Therefore, they must be disposed of accordingly.

Thus, it is common practice that certain parts of the PMU or tattoo device, such as needles, are disposable articles. Other parts can be used several times and thus must be carefully cleaned and sterilized after use. Before use, these parts must be taken out of the sterile packaging in which they are stored and then they are mounted in or at the PMU or manual tattoo device. This requires a substantial amount of time and money and further requires great care from the users to ensure that all parts are sterile when the device is used on customers.

When applying tattoos or permanent make-up, ink to be introduced into the skin is typically taken from large ink reservoir containers, usually large ink bottles. Then the ink is either directly applied onto the customer's skin or it is injected by means of syringes, dropper pipettes or similar tools into a PMU or tattoo pen by means of which the tattoo is applied. The amount of ink in the ink bottles is significantly larger than the quantity required for one customer. One bottle is therefore used for a multitude of tattoos and make-up applications or for multiple customers.

This practice poses health risks for customers because of the danger that bodily fluids, such as blood or serum issuing from the injured skin of a customer when piercing, "carving-in" or contacting the skin while applying the ink, contact the filling aids used for transferring the ink out of the reservoir ink bottles. As a result, the bodily fluids may spread into the reservoir bottle thereby losing the sterility of the bottle. Under these circumstances, several customers can be contaminated by infectious diseases if the same ink and the same filing aid are used.

The prolonged storage of the ink in the relatively large reservoir container and the permanent extraction of small amounts for treating customers can, despite all precautionary measures, cause the contamination of the ink with dust

2

particles, germs and bacteria and may lead to an infection in the customer. The sterility of the ink can therefore not always be reliably ensured despite careful hygienic measures. Moreover, an economic handling of the relatively expensive ink is not possible with this method.

SUMMARY OF THE INVENTION

An object of the invention is to eliminate the above-mentioned disadvantages and to reliably ensure the sterility of a device and the ink for each customer, each tattoo and each permanent make-up in a simple manner.

According to the invention, the object is solved by an ink application device for tattooing or for making permanent make-up, comprising a handle, a needle drive, a needle, a needle nozzle and a protective cap, and at least two modules releasably connected to one another, wherein one of the modules is formed as a reusable base module with an integrated needle drive, and the other module is a sterilized disposable module in which all components of the manual device capable of being infected by bodily fluids of a customer are integrated.

The ink application device is constructively divided into two or three separate modules: a basic module, a disposable or hygienic module and an optional ink module, e.g. an ink cartridge, wherein the basic module corresponds to the handle which includes the drive and is designated such that the hygienic module can be safely attached and connected to the drive.

When using a disposable module which includes all parts that can potentially be infected during treatment by the customer's bodily fluids, the exchange of single parts of the manual device, such as the needle or needle nozzles and the sterilization of the remaining parts that may have contacted the bodily fluid, becomes superfluous before the next use of the manual device on another customer. The disposable module is removed from the basic module after the treatment and is disposed of in the usual manner. Then, it is necessary for the subsequent treatment to plug a new disposable module onto the basic module to make the device ready to operate for the next customer. Since the disposable module is taken from a sterile package directly before use, its sterility is ensured without the need for special hygienic measures by the user or hygienic conditions in the treatment environment.

The connection between the basic module and the disposable module can be established and released in a simple manner so that the device can also be simply and safely used even by less experienced users.

Since the ink tank is filled before the sterilization process or after removal from the sterile packaging by means of a sterilized ink cartridge with an ink quantity sufficient for one treatment, the contamination or infection of the ink is effectively prevented, and the required sterility during treatment is ensured.

The ink quantity of approximately 0.5 to 2.0 ml provided according to preferred embodiments is usually sufficient for one tattoo or PMU. If further ink is required for larger tattoo applications, the empty ink cartridge can easily be replaced by a new, sterile cartridge without the risk of contamination or infection.

An ink container can, for instance, be used as an ink cartridge as disclosed in the German Utility Model No. 299 16 971, which is incorporated herein by reference.

A sealing diaphragm provided, according to the preferred embodiments, between the basic and disposable module

3

ensures that no ink leaks from the ink tank of the disposable module and enters the basic module. This ensures that the reusable basic module is not exposed to bodily fluids and can be reused without having to be sterilized. In addition, the diaphragm also prevents the penetration of impurities, germs or bacteria which may adhere to the basic module, into the sterile disposable module.

The manual device according to the invention achieves the special hygienic conditions necessary for applying tattoos or PMUs with simple handling procedures to ensure sterility of the elements contacting the customer's skin.

BRIEF DESCRIPTION OF THE DRAWINGS

The above and other objects and features of the present invention will be clearly understood from the following description with respect to the preferred embodiments thereof when considered in conjunction with the accompanying drawings, in which:

FIG. 1 shows a cross sectional view of a disposable module according to the invention which is already filled with ink and which is closed, storable and ready to operate;

FIG. 2 shows a partial cross sectional view of the disposable module of FIG. 1;

FIG. 3 shows a partial cross sectional view of an embodiment of an empty disposable module formed according to the invention with an attached ink cartridge;

FIG. 4 shows a partial cross sectional view of another embodiment of an empty disposable module formed according to the invention;

FIG. 5 shows a partial cross sectional view of yet another embodiment of an empty disposable module formed according to the invention; and

FIG. 6 shows a partial cross sectional view of a further embodiment of an empty disposable module formed according to the invention.

DETAILED DESCRIPTION OF THE PREFERRED EMBODIMENTS

FIGS. 1 and 2 show an embodiment of a disposable or hygienic module formed according to the invention. A basic module 20 is formed as a conventional handle. The basic module 20 comprises a drive 21 for a needle 3, which is adapted in accordance with the constructive design of a needle shaft 13.

The disposable module is provided with a housing comprising a rear housing part 1 and a front housing part 2, and a protective cap 9 which tightly locks the element towards the front when it is not in use. The disposable module of the present example is comprised of parts made of a medically compatible plastic material. In an alternative embodiment, it can also be formed as one piece. The manufacturer places the module in a sterile package, and it is suitable for long-term storage.

A thermoplastic injection needle 3 is supported within the element by a sealing and bearing element 4 and by a bearing sleeve 7. The bearing dimensions are proportioned so that simple and normal operation of the needle 3 is ensured, and the needle movement through the bearing 4 transports the ink. Moreover, the sleeve 7 ensures movement with little friction.

An ink tank 14 is closed by a collar 6 and is filled with ink. The size of the ink tank 14 preferably corresponds to an ink quantity of approximately 0.5 to 2.0 ml, since this ink quantity is usually sufficient for one treatment. Different ink quantities are of course also possible.

4

The ink is preferably introduced before sterilization and packaging of the disposable module, and the element is closed by the collar 6. In this manner, the sterility of the element and of the ink is ensured. The element is packaged in a storable manner. After removal from the sterile packaging, it is immediately ready to operate, and it only has to be connected to the basic module formed as a handle with the needle drive.

The leaking of ink towards the back into the basic module, which is not shown, is prevented because the bearing 4 is dimensioned to have in a tight fit, and the needle shaft 13 is closed by a diaphragm 5, that is made of a resilient material. The diaphragm 5 has a substantially centrally arranged opening for the needle 3, and the opening is provided with a sealing bead or lip 32. The sealing bead or lip 32 is disposed around the needle shaft. The resiliency of the diaphragm 5 enables movement of the needle 3 within a required stroke interval. The slidable seat of the sealing bead or lip 32 of the diaphragm 5 on the needle shaft 13 allows relief of the diaphragm in the rest position. The diaphragm 5 is preferably made of a medically compatible, rubber-like materials, which are generally known in medical technology.

A magnet 10 attached at the distal end of the needle shaft 13 secures a non-positive connection of the needle 3 with the drive (not shown) in the basic module when the disposable module is connected to the basic module. The drive is provided at the opposite end of the needle shaft 13 with a corresponding magnetic counter piece 31 to realize the magnetic coupling. The magnetic material may be soft iron or reinforced or non-reinforced sinter ceramics.

FIGS. 3 and 4 show further embodiments of the disposable or hygienic module according to the invention. This embodiment differs from the one shown in FIGS. 1 and 2 in that the ink filling of the element is performed by plugging on a sterile ink cartridge 11. As shown in FIG. 4, a specially formed diaphragm 5 supports its resilient movement with the needle 3.

Instead of the ink cartridge 11, a micro dosing pump (not shown) can also supply the ink from a corresponding ink container into the ink tank 14. The ink is preferably discharged automatically from the ink module 11 or from the micro dosing pump into the ink tank 14. Preferably 5 to 30 ml per needle stroke are dosed. Manual operation of the ink module 11 is also possible. The ink is transported by the movement of the needle 3 through a needle nozzle 8 during operation of the manual device.

In a further embodiment, which is not shown, the needle shaft 13 can be formed cylindrically at its distal end so that it engages a clamping device provided in the basic module, preferably with a collet chuck to establish the drive connection for the needle 3.

As an alternative, the diaphragm can also be formed without an opening for the needle 3 and fully close the disposable module in the direction of the basic module. In this case, an indirect connection between the elements of the magnetic coupling with an interposed diaphragm 5 is established.

In a further embodiment, the needle shaft 13 can be formed as a pressure absorber at its distal end. The needle shaft 13 can be driven forward directly through the opening of the diaphragm 5 or indirectly through the closed diaphragm 5 by a pressure tappet not connected to the needle shaft. It can then be moved back by a return spring 12.

Further examples of embodiments of the element are shown in FIGS. 5 and 6. In both alternatives, the needles are moved by means of a return spring 12 located in a rear

5

portion of the device. In FIG. 5, a closed form diaphragm 5 is shown, with the needle shaft 13 being formed as a pressure absorber abutting the inner side of the diaphragm that is the side facing the disposable module. On the opposite side of the diaphragm 5 (i.e. the side facing the basic module), a tappet, which is not shown, holds the needle shaft end against the force of the return spring 12 to drive the needle 3. The return movement of the needle 3 is then performed by the force of the return spring 12.

In the embodiment of FIG. 5, the disposable module is sealed in the direction of the basic module by a closed diaphragm 5. In the embodiment of FIG. 6, the diaphragm 5 is provided with an opening.

It is to be understood that although the present invention has been described with regard to preferred embodiments thereof, various other embodiments and variants may occur to those skilled in the art, which are within the scope and spirit of the invention, and such other embodiments and variants are intended to be covered by the following claims.

What is claimed is:

1. An ink application device for tattooing or for making permanent make-up, comprising:

a basic module having a handle and an integrated needle drive; and

a sterilized disposable module having a housing that includes a needle disposed therein, a needle nozzle disposed on one end of the sterilized disposable module, another end of the sterilized disposable module having a portion that is connectable to the integrated needle drive through a resilient diaphragm, and a bearing element disposed inside the housing and supporting the needle in the housing so that the needle the diaphragm, the bearing element and the housing form a unit that is detachable from the basic module, whereby all components of the device that could be infected by the bodily fluids of a user are integrated into the sterilized disposable module.

2. An ink application device for tattooing or for making permanent make-up as claimed in claim 1, wherein the sterilized disposable module includes an ink tank.

3. An ink application device for tattooing or for making permanent make-up as claimed in claim 2, wherein the ink tank has a volume sufficient for one application of ink.

4. An ink application device for tattooing or for making permanent make-up as claimed in claim 2, wherein the needle is disposed at least partially in said ink tank so that during operation of the device, needle movement transports ink through the ink nozzle.

5. An ink application device for tattooing or for making permanent make-up as claimed in claim 1, further comprising a separate ink module attachable to an opening in the disposable module for filling an ink tank, the separate ink module having a quantity of sterile ink sufficient for one application.

6. An ink application device for tattooing or for making permanent make-up as claimed in claim 5, wherein the ink tank has a volume sufficient to receive approximately 0.5 to 2.0 ml of ink.

7. An ink application device for tattooing or for making permanent make-up as claimed in claim 5, wherein the separate ink module is an ink cartridge.

8. An ink application device for tattooing or for making permanent make-up as claimed in claim 5, wherein the separate ink module includes an outlet for discharging ink with each needle stroke.

9. An ink application device for tattooing or for making permanent make-up as claimed in claim 5, wherein the

6

separate ink module includes an outlet for discharging ink into the ink tank.

10. An ink application device for tattooing or for making permanent make-up comprising:

a basic module having a handle and an integrated needle drive;

a sterilized disposable module having a needle disposed therein, a needle nozzle disposed on one end of the sterilized disposable module, and another end of the sterilized disposable module having a portion that is connectable to the integrated needle drive, whereby all components of the device that could be infected by the bodily fluids of a user are integrated into the sterilized disposable module; and

a resilient diaphragm disposed between an ink tank and the basic module so as to prevent ink from passing from the ink tank to the basic module.

11. An ink application device for tattooing or for making permanent make-up as claimed in claim 10, wherein the diaphragm is made of a medically compatible, elastomeric material.

12. An ink application device for tattooing or for making permanent make-up as claimed in claim 10, further comprising a needle shaft attached at one end of the needle, wherein the diaphragm has a sealing lip disposed around the needle shaft and the sealing lip guides the needle shaft.

13. An ink application device for tattooing or for making permanent make-up as claimed in claim 10, wherein the portion that is connectable to the integrated needle drive is the needle shaft.

14. An ink application device for tattooing or for making permanent make-up as claimed in claim 13, wherein the needle shaft is cylindrical.

15. An ink application device for tattooing or for making permanent make-up as claimed in claim 13, wherein the needle shaft has a magnetic material at one end that is magnetically connectable with a magnetic counter piece disposed in the basic module.

16. An ink application device for tattooing or for making permanent make-up as claimed in claim 15, wherein the magnetic material includes at least one of a soft iron, a reinforced sintered ceramic and a non-reinforced sintered ceramic.

17. An ink application device for tattooing or for making permanent make-up as claimed in claim 15, wherein the diaphragm is disposed between the magnetic material and the magnetic counter piece so that a magnetic connection is indirectly made through the diaphragm.

18. An ink application device for tattooing or for making permanent make-up as claimed in claim 10, wherein the diaphragm is devoid of any openings so that it completely closes off the ink tank from the basic module.

19. An ink application device for tattooing or for making permanent make-up as claimed in claim 18, wherein the diaphragm is disposed between a magnetic material and a magnetic counter piece so that a magnetic connection is indirectly made through the diaphragm.

20. An ink application device for tattooing or for making permanent make-up as claimed in claim 18, wherein the sterilized disposable module further comprises a return spring contacting a portion of at least one of the needle and the needle shaft.

21. An ink application device for tattooing or for making permanent make-up as claimed in claim 10, wherein the sterilized disposable module further comprises a return spring contacting a portion of at least one of the needle and the needle shaft.

7

22. An ink application device for tattooing or for making permanent make-up as claimed in claim **1**, wherein said sterilized disposable module further comprises a needle shaft that is connectable to the integrated needle drive.

23. An ink application device for tattooing or for making permanent make-up as claimed in claim **22**, wherein the needle shaft is cylindrical.

24. An ink application device for tattooing or for making permanent make-up as claimed in claim **23**, wherein the needle shaft has a magnetic material at one end that is magnetically connectable with a magnetic counter piece disposed in the basic module.

25. An ink application device for tattooing or for making permanent make-up as claimed in claim **23**, wherein the diaphragm is disposed between a magnetic material and a magnetic counter piece so that a magnetic connection is indirectly made through the diaphragm.

26. An ink application device for tattooing or for making permanent make-up as claimed in claim **1**, wherein the diaphragm is made of a medically compatible, elastomeric material.

27. A sterilized disposable module for an ink application device for tattooing or for making permanent make-up, the module having a housing that includes a needle disposed therein, a needle nozzle disposed on one end of the sterilized

8

disposable module, another end of the sterilized disposable module having a portion that is connectable to an integrated needle drive through a resilient diaphragm, and a bearing element disposed inside the housing and supporting the needle the diaphragm in the housing so that the needle, the bearing element and the housing form a unit that is attachable to an ink application device.

28. A sterilized disposable module as claimed in claim **27**, further comprising a needle shaft attached at one end of the needle.

29. A sterilized disposable module as claimed in claim **28**, wherein the needle shaft has a magnetic material at one end for magnetically connecting the needle shaft with a magnetic counter piece disposed in a basic module.

30. A sterilized disposable module for an ink application device for tattooing or for making permanent make-up, the module having a housing that includes a needle disposed therein, a needle nozzle disposed on one end of the sterilized disposable module, another end of the sterilized disposable module having a portion that is connectable to an integrated needle drive, and a resilient diaphragm disposed between a front housing part and a rear housing part.

* * * * *

UNITED STATES PATENT AND TRADEMARK OFFICE
CERTIFICATE OF CORRECTION

PATENT NO. : 6,345,553 B1
APPLICATION NO. : 09/671650
DATED : February 12, 2002
INVENTOR(S) : Adler et al.

Page 1 of 1

It is certified that error appears in the above-identified patent and that said Letters Patent is hereby corrected as shown below:

Column 5


In claim 1, lines 12-13, "the needle the diaphragm," should read -- the needle, the diaphragm, --.

Column 8

In claim 27, lines 8-10, "the needle the diaphragm in the housing so that the needle, the bearing element" should read -- the needle in the housing so that the needle, the diaphragm, the bearing element --.

Signed and Sealed this

Seventeenth Day of November, 2009

A handwritten signature in black ink that reads "David J. Kappos". The signature is written in a cursive, flowing style with a large initial 'D' and a stylized 'K'.

David J. Kappos
Director of the United States Patent and Trademark Office