

APPLICATION FOR  
UNITED STATES PATENT

**TITLE:** Interactive Sound Reproducing  
**APPLICANTS:** Paul E. Beckmann, Santiago Carvajal,  
and Christopher H. Perry

002707 46258960

CERTIFICATE OF MAILING BY EXPRESS MAIL

Label No.: EL 624 275 964US

I hereby certify under 37 CFR §1.8(a) that this correspondence is being deposited with the United States Postal Service as Express Mail Post Office to Addressee with sufficient postage on the date indicated below and is addressed to the Commissioner for Patents, Washington, D.C. 20231.

October 12, 2000  
Date of Deposit

Samantha Bell  
Signature

Samantha Bell  
Typed or Printed Name of Person Signing Certificate

INTERACTIVE SOUND REPRODUCING

CROSS-REFERENCE TO RELATED APPLICATIONS

Not applicable.

STATEMENT REGARDING FEDERALLY SPONSORED

RESEARCH OR DEVELOPMENT

Not applicable.

BACKGROUND OF THE INVENTION

The invention relates to interactive sound reproducing and more particularly to sound reproducing from computer compact disk (CD) drives, network radio stations, broadcast radio stations, and digitally encoded computer files.

It is an important object of the invention to provide improved interactive sound reproducing.

BRIEF SUMMARY OF THE INVENTION

According to the invention, an audio system includes a sound reproduction device for producing audible sound from audio signals. The sound reproduction device includes a radio tuner, a powered speaker and a connector for connecting the sound reproduction device with a computer. The computer provides audio signals from a plurality of sources. The sources include a computer CD player, digitally encoded computer files stored on the computer, and a computer network connected to the computer. The sound reproduction device includes control buttons for controlling at least one of the computer CD player, the digitally encoded computer files and the computer network.

In another aspect of the invention, an audio system includes a sound reproduction device for producing audible sound from audio signals. The sound reproduction device includes an enclosure, enclosing a radio tuner and a powered speaker. The audio system further includes a connector for connecting the sound reproduction device with a computer, the computer for providing audio signals from a computer CD player, from digitally encoded computer files, and from a computer network.

In another aspect of the invention, an audio system includes a sound reproduction device for reproducing audible sound from audio signals, a computer coupled to the sound reproduction device for receiving the audio signals from a computer network, the audio signals being transmitted from an alternatively selectable plurality of network addresses, and a remote control device, for communicating commands to the sound reproduction device, the remote control device comprising a plurality of indicator buttons. An indicating one of the indicator buttons causes the computer to select a preassigned one of the network addresses.

In another aspect of the invention, an audio system includes a computer system and a sound reproduction system for reproducing audible sound from audio signals. The audio signals come from a plurality of selectable sources. A method for switching the sound reproduction system from an unpowered state to a powered state includes transmitting a control signal from the sound reproduction system to the computer

system. If the computer system responds to the control signal, the method determining by the sound reproduction device that the computer system is in a responsive state and

If the computer system does not respond to the control signal, determining by the sound reproduction device that the computer system in an unresponsive state.

In another aspect of the invention, a radio receiver has a number n of preset indicators. A method for assigning broadcast frequencies to individual preset indicators includes determining the location of the radio receiver and scanning the frequency spectrum to determine the strongest signals.

In another aspect of the invention, a sound system includes a sound reproduction device coupled to a computer system and a remote control device, for transmitting encoded control commands to the sound reproduction device. A method for decoding the commands includes receiving, by the sound reproduction device, one of the encoded control commands, and decoding, by the sound reproduction device, the one received control command, and executing, by the sound reproduction device, the one received control command. In the event that the one received control command is not decodable or is not executable by the sound reproduction device, the method includes transmitting the encoded control command to the computer system.

In another aspect of the invention, an audio system includes a sound reproduction device for reproducing audible sound from audio signals from a plurality of sources. The

sources including a radio tuner and at least one of a CD containing a plurality of individually indicatable tracks, a plurality of individually indicatable network addresses, and a plurality of individually indicatable digitally encoded files stored on a digital storage device. The audio system includes a source selector for selecting from the plurality of sources, a source of audio signals to be reproduced by the sound reproduction device and a control signal input device. If the selected source is the radio tuner, an activation of the control signal input device changes the tuning frequency of the radio tuner; if the selected source is the CD, an activation of the control signal input device changes the indicated CD track or play position within a track; and if the selected source is the selectable network addresses, an activation of the control signal device changes the indicated network address.

In another aspect of the invention, a method of operating an audio system adapted to reproduce sound from a plurality of digitally encoded files which contain identifying characteristics includes assigning a value of one of the identifying characteristics to a preset indicator; on the indicating of the preset indicator, searching the plurality of files for the value of the one identifying characteristic; and selecting for reproduction the digitally encoded files having the value.

In still another aspect of the invention, a method for selecting from a plurality of audio signal sources having

identifying characteristics, a single audio signal source, includes specifying a value of one of the identifying characteristics; determining, by a computer, which of the audio signal sources have the value for the one characteristic; and selecting a single audio source from the plurality of audio signal sources.

According to another aspect of the invention, a method gives multiple sets of values to a single set of presets being used with a single source. The method changes the set of values by clicking on a graphic, such as a right or left arrow on the screen display, to bring up a new set of values for the presets. Typically, any one of the set of values is selectable by either clicking with the pointing device on the appropriate preset on the screen, pressing the selected preset on the remote, or pressing the preset on the radio.

Other features, objects, and advantages will become apparent from the following detailed description, which refers to the following drawings in which:

#### BRIEF DESCRIPTION OF THE DRAWINGS

FIG. 1 is a block diagram of a first configuration of a networked sound system according to the invention;

FIG. 2 is a block diagram of a second configuration of a networked sound system according to the invention;

FIG. 3 is a block diagram of the interface unit of FIGS. 1 and 2;

002103-2001

FIG. 4 is a diagram helpful in explaining the logical database relationships of recorded units and assemblages of recorded units;

FIG. 5 is a sound reproduction device control panel according to the invention;

FIG. 6 is a representation of an interface screen on a computer display in accordance with the invention;

FIG. 7 is a flow diagram for assigning broadcast radio frequencies to the preset buttons according to the invention;

FIG. 8 shows the buttons on the remote control device;

FIGS. 9A, 9B, 9C and 9D are schematic circuit diagrams of circuitry in a radio that implement elements 12, 14 and 16 of the system of FIG. 2; and

FIG. 10 is an implementation of the interface unit 54 of FIG. 2.

#### DETAILED DESCRIPTION OF THE INVENTION

With reference now to the drawings and more particularly to FIG. 1, there is shown a first configuration of a networked sound system according to the invention. Sound reproduction device 10 includes an AM/FM tuner 12, audio signal processing circuitry 14, control electronics circuitry 16 for controlling the tuner and signal processing circuitry, a remote control device 17 for communicating commands to control electronics circuitry 16, and an electroacoustical transducer 18. An auxiliary (hereinafter ``aux'') input 13 typically implemented as a signal jack permits the sound reproduction device to

receive audio signals from outside sources, such as portable CD players. Computer system (PC) 20 includes a bus 22 which interconnects various computer system components and carries data and control signals between them. Hardware components may include CPU 24, RAM 26, CD player 28, a mass storage device, such as a hard disk 30, a network interface card 32, and a sound card 33. Computer system 20 also includes a number of external connectors for connecting bus 22 with various external devices. A first external connector 34 connects to an external display 36. A second external connector 38 connects to an external input device such as a mouse 40. A third external connector 42 connects to a keyboard 44. A fourth external connector 46 connects network interface card 32 to a local or wide area network for transmitting to and receiving signals from remote devices that are connected to the local or wide area network. A fifth external connector 43 connects to external mass storage device 45. Stereo jack 48 connects sound card 33 to radio audio signal processing circuitry 14 through analog input terminal 49. Audio system control connector 50 connects bus 22 to control electronics circuitry 16 through digital input terminal 51.

Referring now to FIG. 2, there is shown a second configuration of a networked audio system according to the invention. The elements of FIG. 2 are the same as the elements of FIG. 1, with some exceptions. Sound card 33 of FIG. 1 is not needed in this configuration. Stereo jack 48



and the audio system control connector 50 of FIG. 1 are replaced by a bus interface connector 52, which connects to an interface unit 54. The interface unit 54 connects to audio signal processing circuitry 14 through analog terminal 49 and to control electronics circuitry 16 through digital terminal 51. Interface unit 54 will be described in more detail in connection with a subsequent figure.

A networked audio system which contains both the powered speaker and the radio tuner in a single enclosure is advantageous over conventional audio systems which house the speakers and radio tuner in separate enclosures, because the system can then be configured to occupy less space in a work area.

Referring to FIG. 3, there is shown interface unit 54 in more detail. Signal line 56 from interface connector 52 is connected to logic circuitry 58. Logic circuitry 58 is coupled to D/A converter 60 which is connected to analog terminal 49 by analog signal line 62. Analog terminal 49 is in turn connected to audio signal processing circuitry 14. Logic circuitry 58 is connected to digital terminal 51 by digital signal line 64. Digital terminal 51 is in turn connected to control electronics circuitry 16. If bi-directional flow of analog signals is desired, a second analog signal path is provided. The second analog signal path includes a signal line between audio signal processing circuitry 14 and a second analog terminal 66; a second analog signal line 68 connecting second analog terminal 66 and an A/D

converter 70; and a signal line connecting A/D converter 70 and logic circuitry 58.

In operation, logic circuitry 58 determines if transmissions on signal line 56 from bus 22 are intended for sound reproduction device 10. If signals on bus 22 are intended for sound reproduction device 10, logic circuitry 58 determines whether the signals are control signals or audio information. If the signals are control signals, logic circuitry 58 transmits signals to digital terminal 51 over digital signal line 64. If signals are audio information, logic circuitry transmits signals to D/A converter 60 which converts the digital signal to an analog audio signal. Analog audio signal is then transmitted over analog signal line 62 to analog terminal 49 and then to audio signal processing circuitry 14. The digital signal path including control circuitry 16, digital terminal 51, digital signal line 64, logic circuitry 58 signal line 56, and interface connector 52 is constructed and arranged to transmit signals bidirectionally, so that control signals originating at control circuitry 16 can be transmitted to computer bus 22 for processing by CPU 24. If bidirectional flow of analog circuitry is desired, analog signals may be transmitted from audio signal processing circuitry 14 to second analog terminal 66, and to A/D converter 70, where it is converted to a digital signal that is then transmitted to logic circuitry 58.

In one implementation, sound reproduction device 10 is a Wave® radio equipped with an appropriate communications ports,

002103-7-001

available from the Bose Corporation of Framingham, Massachusetts. Computer system 20 may be a conventional multimedia personal computer.

There are typically three implementation arrangements for interface unit 54. One alternative is to implement interface unit 54 as a module in computer system 10. In this arrangement, interface unit 54 is implemented as a circuit board that connects internally to bus 22 (so that interface connector 52 is internal to the computer, and is physically connected to an expansion slot in the computer), signal lines 62, 64, and 68 are implemented as cables, and digital terminal 51, analog terminal 49 (and second analog terminal 66, if present) are external ports for the sound reproduction device 10.

A second alternative is to implement interface unit 54 as an intermediate, separate unit, typically integrated with cables which implement signal lines 62, 64, 68, and 56. In this arrangement, interface connector 52 is an external computer port, and digital terminal 51, analog terminal 49 (and second analog terminal 66, if present) are external ports for the sound reproduction device 10.

A third alternative is to implement interface unit 54 as a module, such as a circuit board, in the sound reproduction device 10. In this arrangement, sound reproduction device 10 has an external port to accommodate a cable that implements signal line 56, and the remaining signal lines and terminals are internal to sound reproduction device 10.

002103-2001

A networked sound system according to the invention may have a number of operating modes. In a first mode, sound reproduction device 10 operates as a standalone sound reproduction device (hereinafter ``standalone mode''), similar to a conventional radio or hi-fi receiver. Operating in this mode, sound reproduction device operates independently of computer system 20, and even operates if computer system 20 is not running. In a second operating mode (hereinafter ``sound effects mode''), sound reproduction device 10 operates as conventional computer speakers, reproducing sounds that are incidental to programs running on computer system 20. Examples may be sound effects in computer games, audible alarms and warnings, indicating, for example, that the computer system has received electronic mail. In a third operating mode (hereinafter ``audio system mode'') sound reproduction device 10 operates as a processor and reproducer of audio signals from a variety of sources, including networked sources and components of the computer system 20.

When the system is operating in the sound effects mode and the audio systems mode, the operation of the components of the system is controlled by a software program running on computer system 20. For efficient use of computer resources, the software program may be divided into two program modules, one of which provides communications between components of computer system 20 and sound reproduction device 10, and a second which accesses sound sources as described below. Additionally, the first program module can contain

Operating in standalone mode, sound reproduction device  
is controlled as, and operates as a standard radio or  
receiver. On/off, tuning, and volume control are all either  
entered by control buttons or dials that are connected  
electronically to control electronics circuitry 16, or by  
remote control device 17.

Operating in audio systems mode, sound reproduction device 10 reproduces sound from tuner 12, aux input 13, digital audio signals stored in RAM 26, hard disk 30, or external mass storage device 45; audio signals received from sources connected to the local or wide area network connected to network interface 32; and other sources such as CD player 28 (which can be a component of computer system 20 as shown, or which can be a separate component, connected directly to sound reproduction device 10). The source or sources of the audio signals is controlled by a computer program running on computer system 20.

- 12 -

button or a button or indicator performing an equivalent function, or by pressing the corresponding button on remote control device 17, control electronics circuitry 16 detects whether computer 20 is connected, and if connected, in the  
5 ``on'' or ``off'' state. If computer 20 is not connected or is in the ``off'' state, sound reproduction device 10 operates in standalone mode, and sound reproduction device begins reproducing audio signals from the last internal audio signal source (in one implementation, either AM or FM signals from  
10 AM/FM tuner 12, or signals from aux input 13). If computer 20 is in the ``on'' position and the second program module (as described above in the discussion of ``Operating Modes'') is not running, the first program module activates the second program module, and the sound reproduction device begins  
15 producing signals from the last audio signal source, as described above in the discussion of ``audio systems mode.'' If computer 20 is in the ``on'' position and the second program module is running, the sound reproduction device begins producing signals from the last audio signal source.

20 Recorded on hard disk 30 or external mass storage 45 may be information about typically either AM broadcast, FM broadcast, broadcast radio stations available to the reproduction device 10 through tuner 12. Typically, availability is determined by a combination of proximity to  
25 and direction to the broadcast site, directionality and power of the broadcast signal, obstructions (such as tall buildings and mountains), and competing signals, especially those in

002103-7-001

nearby frequency bands. The list of radio stations available to the reproduction device may be assembled in a number of ways. In a simple form, the user may manually tune a radio station and manually enter into the data base identifying information about the radio station. In more sophisticated forms, the reproduction device may automatically scan the broadcast frequency spectrum and assemble a list of available radio stations by noting the frequency and by measuring signal strength of received signals, or a suggested list of radio stations, based on location information such as zip code, or can be compiled by a resource (such as the vendor of the reproduction device or a commercial information assembler). Information about each radio station can also be collected and stored. Such information can include: station broadcast frequency; station call letters and/or other identifiers; station format (news, type of music, location, and others).

Information about radio stations that are accessible over the local or wide area network (hereinafter web radio stations) is also acquired and stored. This information may be acquired through search engines, by commercially available listings from suppliers such as vTuner (vTuner.com), or assembled by the user. Information about web radio stations typically include a station identifier, a network address, a category (e.g. news, rock, jazz, sports, classical), and a location of origination.

002103-2001-101200

The information about broadcast radio stations and web radio stations, respectively, may be organized and sorted based on any of the information types mentioned above.

In addition to reproducing sound, a networked sound system according to the invention can record, on hard disk 30 or external mass storage device 45. Recording can be done simultaneously with sound reproduction, or in the ``background.'' Sound is recorded in units, and the units are identified and information about the units are recorded in a data base. For example, a typical recording unit is a track on a CD. The information about each unit (track) may include title, composer, artist, category (e.g. classical, rock, blues). The information may be obtained automatically or by user intervention from commercially available internet sources and/or may be entered or edited by the user. Additionally, for other types of recording units, the information may be of other types (such as for radio broadcasts a station and a time interval; for athletic events the date and participating teams; for cultural events the date, performer, composer; and others). For convenience, recorded units and assemblages of recorded units are referred to as ``music files'' even though the recorded units are not necessarily recordings of music.

Referring now to FIG. 4, there is shown a diagram that will be used to discuss the logical relationships of recorded units and assemblages of recorded units. Recorded units 110-1 through 110-n each contain data representing the recorded sound and information about the recorded sound. Information



could include the artist, the composer, and the type of music. A first type of assemblage of recorded units is an ``album'' represented here as items 112a, 112b, 112c. Albums 112a, 112b, and 112c may also have associated with them information similar to the information about the recorded units, such as artist, composer, and type of music. Albums may include recorded units that have different composers, artists, or type of music.

A second type of assemblage includes recorded units with common identifying characteristics, sometimes referred to as common ``metadata'' values. ``Metadata'' values are typically included in file header information of music files in many popular music file formats. Metadata values may include the artist, the composer, the type of music, and others. For example, element 114 represents an assemblage that includes all albums (112a and 112b) that include a track performed by a predetermined artist and all tracks performed by that artist. Album 112b is included in the assemblage, even though it may include only one track 110-7 performed by that artist and even though that album may contain tracks that are performed by other artists. In other embodiments, the assemblage may be set up such that only tracks performed by the artist are included in the assemblage. Similarly, assemblage 114 may represent an assemblage of all recorded units written by a common composer or containing a common type of music.

For example, if an assemblage contains music files having a common composer metadata value of ``Beethoven'', each time

002103-7-001-101200

the assemblage is requested, a computer database program may search all the music files for the metadata value of ``Beethoven'' as the composer. In this manner, each time a new music file is recorded with ``Beethoven'' as the composer, it is automatically added to the assemblage. In other words, this second type of assemblage may be said to be dynamically constructed.

A third type of assemblage is represented by playlist 116. In this example, playlist 116 includes artist assemblage 114, album 112c, and track 110-n.

Information about recorded units, playlists and other assemblages, broadcast radio stations, computer network accessible radio stations is stored in a data base stored in RAM 26 mass storage device 30 or external mass storage device 45. In one implementation, a record of the data base may correspond to a broadcast radio station, a web radio station, or a recorded unit. The fields of the records representing broadcast radio stations may contain information such as call letters, broadcast frequency, station format, or signal strength. The fields of record representing computer network accessible radio stations may include a identifiers, network addresses, locations, and station formats. The fields of record representing recorded units may include the metadata values as described above.

Referring to FIG. 5, there is shown a control panel from sound reproduction device 10. Preset buttons 72a - 72f each have a broadcast frequency associated with it. When that

button is depressed by the user, the control electronics circuitry causes the control electronics circuitry (of FIG. 1) to cause the tuner 12 to tune to the frequency associated with that preset button.

5 In addition to associating broadcast frequencies to the identifiers, a networked sound system according to the invention can assign other entities to the preset button. Other entities can include web radio network addresses, playlists; or recorded units, such as individual CD tracks, or  
10 other assemblages of recorded unit as described above.

002101" 4EE68960  
15 In a networked sound system according to the invention, there are at least three ways of activating the preset buttons. The buttons of FIG. 5 can be depressed; corresponding buttons on remote control device 17 can be depressed; or a graphical representation of a corresponding  
20 preset button that is caused to appear on external display 36 by a computer program may be selected by operation of mouse 40. Hereinafter, the term "preset indicator" will be used to denote the preset buttons on the control panel (FIG. 5), the  
25 preset buttons on the remote control device (FIG. 8), or the graphical representation of the preset buttons on the display (FIG. 6). In one embodiment, there is a one to one correspondence between the preset buttons on the control panel of the sound reproduction device, the preset buttons on remote control device 17, and the graphical representation of preset buttons appearing on external display 36. Activating a preset button on control panel of FIG. 5, the corresponding preset

button on remote control device 17, or the graphical representation of the preset button on external display 36 causes the same entity to be selected. For each different source, a different entity may be assigned to each preset button, as will be described below. There may also be multiple sets of values to a single set of presets being used with a single source as discussed above. For example, there may be multiple sets of FM and/or AM radio stations.

A common user interface screen is caused to appear on external display, with some of the portions of the screen having different identifying legends. Referring to FIG. 6, there is shown a user interface screen. Source selection region 78 has graphical regions enabling the user to select the audio signal source. In this implementation, a CD, AM broadcast radio, FM broadcast radio, Web Radio, and Music Files (e.g. recorded units) can be selected. In current selection region 88, information about the selection currently displayed is shown. In available selections region 90, information about the available selections is shown. In preset section 92, six graphical figures, corresponding to the six preset buttons shown in FIG. 6 are displayed. ``Tune'' graphical figures 79 are discussed below in the discussion of FIG. 8.

The information displayed in the available selections region 90 may be ordered based on any of the metadata values. For example, the list of FM stations of FIG. 6 can be ordered in by station ID as shown, or could be ordered by broadcast

frequency, or by category (station format). Ordering the list of stations in different manners enables the user to more easily select the music to be reproduced from the list of available selections, especially if the number of available selections is large. For example, if the user has selected "web radio" as the source, there may be hundreds of entries displayed in the available selections region. If the user wants to listen to a particular type of music, for example jazz, the user can order the list of available web radio stations by station format, and scroll through the list and listen to web radio stations until a suitable station is found. Scrolling through the list can be done by using the arrow keys on the computer keyboard, the "tuning" buttons 128 (FIG. 5) on the control panel, or the corresponding buttons 147 (FIG. 8) on the remote control device.

The entities that can be assigned to the preset buttons are dependent on the audio source selected by activating the appropriate graphical figure in the source selection region 78. If the CD source has been activated, the preset buttons are not active. If the AM broadcast or FM broadcast graphical figure have been activated, broadcast frequencies in the AM and FM broadcast bands, respectively, can be assigned to the preset buttons. For convenience and ease of identification, the call letters may also be displayed on the graphical representation. If the web radio audio source has been activated, a URL of a web radio website are assigned to the preset buttons. For ease of identification, the name, or

other identification about the website is typically displayed on the preset buttons.

If the music files audio source has been selected, any assemblage, as discussed above, of recorded units can be assigned to a preset buttons. For combinations of recorded units, a play mode may also be assigned to the preset button. "Play modes" may include sequential, in which the recorded units are played in the order they appear in the database (typically, for example, for an album, this means in the order the individual "cuts" appear on the album), "shuffle" or "random," in which the recorded units are played in a random order, and "repeat" either single cuts or a sequence of cuts.

In one embodiment, initial preset assignment of broadcast radio stations is done automatically. Referring to FIG. 7, there is shown a flow diagram of a process for automatically initial preset assignment by a computer program running on computer system 20. In step 100, a locator is entered, for example, by a user entering a "zip code" using keyboard 44. In optional step 102, the user enters radio format preference or preferences (i.e. such as news, talk, type of music as discussed above). At step 104, the computer program directs AM/FM tuner 12 to scan the applicable broadcast frequency band for strong signals. At step 106, the strongest signals are compared to available stations based on the locator and information about available radio stations, as discussed above in the discussion of audio system mode operation. At step 108, the broadcast frequencies of the strongest signals are

108, the broadcast frequencies of the strongest signals are assigned by the computer program to the presets. If format preferences have been entered at optional step 102, the strongest signals for each of the selected formats may be assigned to the presets. The number of presets for each format is dependent on the number of presets available and the number of formats selected. For example, if the user has selected two formats and there are six presets available, the broadcast frequencies of the strongest three signals in each format are assigned to presets. If optional step 102 has not been performed, stations may be assigned to presets in other ways; for example, the strongest signal of each of the formats may be assigned to a preset, or the strongest signals, irrespective of format may be assigned to preset.

A user can enter control signals or data for controlling the operation of the sound system through three data/control input systems. A first input system includes the input devices of computer system 20, including mouse 40, keyboard 44, and external display 36. A second input system includes the buttons of control panel (FIG. 5) of sound reproduction device 10 of FIG. 1. A third input system includes the remote control device 17 of FIG. 1, shown in more detail in FIG. 8. In one implementation, different subsets of control signals and data input can be entered through each of the input systems. In this implementation the control panel (FIG. 5) has input buttons for the following control/data functions: four buttons 120 for entering control signals and data for

various clock-radio functions of sound reproduction device 10;  
a sound reproduction device on/off switch 122; a broadcast  
band selector button 124; an aux input selector 126; volume  
control buttons 127; two tuning buttons 128; and preset  
5 buttons 72a - 72f, discussed above. Remote control device  
(FIG.8) has input buttons for the following control/data  
functions: sound reproduction device on/off switch 130;  
volume control buttons 134; broadcast band selector button  
136; PC signal source selector buttons 138, preset selector  
10 buttons 140a - 140f, CD player pause button 141; and five  
``overloaded'' or multi-use buttons. Button 142 activates the  
``snooze'' feature if the sound reproduction device has been  
turned on to a broadcast radio station by the alarm, or mutes  
or unmutes the sound reproduction device if the sound  
15 reproduction device has been turned on any other way. Button  
144 turn off the alarm if the clock radio alarm feature of the  
sound reproduction device is sounding, or stops the CD player  
28. Track/tune button 147 is discussed in more detail below.

Equivalent control signals that can be entered from more  
20 than one of the three input systems have the same effect,  
regardless of which input system was used to enter the data or  
control signal. For example, if the sound source is FM  
broadcast radio, and preset button 1 is activated, the audio  
system tunes to the broadcast frequency represented by preset  
25 button 1, regardless of whether the preset button was  
activated by pressing preset button 72a on the control panel,  
pressing preset button 140a, on remote control device 17, or



by selecting preset icon 150a on the user interface screen (FIG. 6) shown on display 36 (FIG. 1). Additionally, if the data or control signal is entered through remote control device 17 or through the sound reproduction device control panel (FIG. 5), a visible indication is displayed on the user interface screen (FIG. 6). For example, if preset button 140a (preset button 1) is pressed on remote control device 17, a visible indication appears on user interface screen (FIG. 6) shown on display 36.

The effect of the control signal may depend on the source of the audio signals. For example, if the source of the audio signals is the AM/FM tuner 12 (FIGS. 1 and 2), selecting the "tuning" buttons 128 (FIG. 5) on the control panel, or the corresponding buttons 147 (FIG. 8) on the remote control device, or the corresponding graphical figures 79 (FIG. 6) causes the tuning frequency of the AM/FM tuner to change. If the source is music files, the names of the music files may appear in the available selections region 90 (FIG. 6) of the interface screen, and selecting of the tuning buttons on the control panel or the equivalent control buttons on remote control device or the equivalent graphical figure on the display screen may cause the display to change the highlighted music file. If the source is web radio stations, the available web radio stations may appear in the available selections region 90 (FIG. 6) of the interface screen, and selecting of the tuning buttons on the control panel or the equivalent control buttons on remote control device or the

002103-2001-101200

equivalent graphical figure on the display screen may cause the display to change the highlighted web radio station.

In the event that the control electronics circuitry 16 (FIG. 1) of the sound reproduction device receives from remote control device 17 a remote control signal that control electronics circuitry 16 cannot decode, the control electronics circuitry retransmits the remote control signal to computer system 20 for decoding.

For ease of selecting individual sources, in one embodiment, in addition to specifying a category (such as music files, broadcast radio stations, computer network accessible radio stations, music files, and CD) of sources, the user may select from a subset of all the sources in a category. For example, if the user has selected broadcast FM, broadcast AM, or network accessible radio as the source category, the user may choose to select an individual radio station from a subset of all available radio stations, the subset including only radio stations having a particular format, such as news; or if the user has selected music files as the source category the user may choose to select a file from a subset of all available files, the subset including only music of a certain type, such as jazz.

This may be conveniently done using the available selections region 90 (FIG. 6) and the various control input devices, including keyboard 44 or mouse 40 (FIGS. 1 and 2) radio control panel (FIG. 5), or the remote control device 17 (FIGS. 1, 2, and 8). The computer program running on computer

20 may provide for the user to enter a preferred subset category, or alternatively, may allow the user to sort, order or filter the entries in the available selections region. The input devices may then be used to highlight and select entries in the available selections region 90. In one embodiment, the tuning keys 128 of the control panel (FIG. 5), or the corresponding buttons 147 on remote control 17 are used to highlight and select entries in the available selections region. In this embodiment, pressing the tuning key 128 or 147 highlights the next entry in the available selections region 90. The tuning keys may also be used in the above manner even if the interface screen (FIG. 6) is not visible on the display, as may happen if the interface screen has been minimized or if the view of the interface screen is obscured by a graphical display generated by a software program. This aspect of the invention may also be used in audio systems which have no display associated with them.

In another embodiment, when the source category is broadcast radio, tuning keys 128 of the control panel (FIG. 5) and the corresponding buttons 147 on remote control 17 are used in the conventional manner, that is, to change the tuning frequency of AM/FM tuner 12.

FIGS. 9A, 9B, 9C and 9D are schematic circuit diagrams of circuitry in a radio in an exemplary embodiment of the invention implementing AM-FM tuner 16, audio signal processing circuit 14 and control electronic circuitry 16 in the system

of FIG. 2. FIG. 10 is a schematic circuit diagram of an exemplary embodiment of interface unit 54.

There is enclosed a CD-ROM that may be inserted into the D drive of a personal computer in an exemplary embodiment of the invention.

It is evident that those skilled in the art may make numerous modifications of and departures from the specific apparatus and techniques disclosed herein without departing from the invention concepts. Consequently, the invention is to be construed as limited only by the spirit and scope of the appended claims.

What is claimed is:

CLAIMS

- 1 1. An audio system comprising,  
2 a sound reproduction device for producing audible sound  
3 from audio signals including a radio tuner and a powered  
4 speaker;  
5 a connector for connecting said sound reproduction device  
6 with a computer, said computer for providing audio signals  
7 from a plurality of sources, said sources including a computer  
8 CD player, digitally encoded computer files stored on said  
9 computer, and a computer network connected to said computer;  
10 said sound reproduction device further comprising control  
11 buttons for controlling at least one of said computer CD  
12 player, said digitally encoded computer files and said  
13 computer network.
- 1 2. An audio system in accordance with claim 1, and further  
2 comprising,  
3 an interface device for connecting said computer and said  
4 connector, said interface device comprising a digital to  
5 analog converter.
- 1 3. An audio system in accordance with claim 1 wherein said  
2 sound reproduction device is constructed and arranged to  
3 produce audible sound from only analog audio signals.

Sub 1  
1 4. An audio system in accordance with claim 3 wherein said  
2 sound reproduction device is constructed and arranged to  
3 receive digitally encoded control signals from said computer.

1 5. An audio system in accordance with claim 1 and further  
2 comprising,  
3 a remote control device for transmitting commands to said  
4 sound reproduction device.

1 6. An audio system in accordance with claim 5 wherein said  
2 sound reproduction system is constructed and arranged to  
3 transmit said commands to said computer.

1 7. An audio system in accordance with claim 1 wherein said  
2 radio tuner and said powered speaker are contained in a single  
3 enclosure.

1 8. An audio system comprising,  
2 a sound reproduction device for producing audible sound  
3 from audio signals including an enclosure enclosing a radio  
4 tuner and a powered speaker;  
5 a connector for connecting said sound reproduction device  
6 with a computer;  
7 said computer for providing audio signals from a computer  
8 CD player, from digitally encoded computer files, and from a  
9 computer network; and

Sub 91

10 a remote control device for transmitting commands to said  
11 sound reproduction device to control at least one of said  
12 computer CD player, said digitally encoded computer files and  
13 said computer network.

1 9. An audio system in accordance with claim 8 and further  
2 comprising,

3 an interface device for connecting said computer and said  
4 connector;

5 said interface device comprising a digital to analog  
6 converter.

1 10. An audio system in accordance with claim 8 wherein said  
2 sound reproduction device is constructed and arranged to  
3 produce audible sound from exclusively analog encoded audio  
4 signals and is not designed and constructed to produce audible  
5 sound from digitally encoded audio signals.

1 11. An audio system in accordance with claim 8 and further  
2 comprising a remote control device for transmitting commands  
3 to said audio system.

1 12. An audio system in accordance with claim 11 wherein said  
2 sound reproduction system is constructed and arranged to  
3 transmit said commands to said computer.

1 13. An audio system comprising,

2 a sound reproduction device for reproducing, from audio  
3 signals audible sound;

4 a computer coupled to said sound reproduction device for  
5 receiving said audio signals from a computer network;

6 said audio signals being transmitted from an  
7 alternatively selectable plurality of network addresses;

8 a remote control device for communicating commands to  
9 said sound reproduction device and having a plurality of  
10 indicator buttons;

11 wherein an indicating of a one of said indicator buttons  
12 causes said computer to select a preassigned one of said  
13 network addresses.

1 14. An audio system in accordance with claim 13 wherein said  
2 computer is constructed and arranged for storing and  
3 retrieving digitally encoded audio signals;

4 said digitally encoded audio signals being stored in said  
5 computer in computer files characterized by a file name;

6 wherein said selector is for selecting said audio signals  
7 from one of said computer network or said computer files;

8 wherein a selecting of said computer network causes said  
9 indicating to cause said computer to select said preassigned  
10 one of said network addresses; and

11 wherein a selecting of said computer files causes said  
12 indicating to select a preassigned assemblage of said computer  
13 files.



1 15. An audio system in accordance with claim 13 and further  
2 comprising,

3 a radio tuner coupled to said sound reproduction device  
4 for receiving broadcast audio signals,

5 said audio signals being transmitted on carrier waves of  
6 a plurality of selectable frequencies;

7 a selector for selecting audio signals from one of said  
8 computer network and said radio tuner for sound reproduction  
9 by said sound reproduction device;

10 wherein a selecting of said computer network causes said  
11 indicating to cause said computer to select said preassigned  
12 one of said network addresses; and

13 wherein a selecting of said radio tuner causes said  
14 indicating to cause said radio tuner to select a preassigned  
15 one of said plurality of selectable frequencies.

1 16. An audio system in accordance with claim 15 wherein said  
2 computer is constructed and arranged for storing and  
3 retrieving digitally encoded audio signals,

4 said digitally encoded audio signals being stored in said  
5 computer in computer files characterized by a file name;

6 wherein said selector is for selecting said audio signals  
7 from one of said computer network, said radio tuner, and said  
8 computer files;

9 wherein a selecting of said computer network causes said  
10 indicating to cause said computer to select said preassigned  
11 one of said network addresses;

12 wherein a selecting of said radio tuner causes said  
13 indicating to cause said radio tuner to select a preassigned  
14 one of said plurality of selectable frequencies; and

15 wherein a selecting of said computer files causes said  
16 indicating to select a preassigned assemblage of said computer  
17 files.

1 17. An audio system in accordance with claim 13 and further  
2 comprising,

3 a plurality of mechanical buttons on said sound  
4 reproduction device;

5 said mechanical buttons corresponding to said indicator  
6 buttons on said remote control device; and

7 wherein a pressing of a mechanical button corresponding  
8 to said indicator button causes said device to select said  
9 one of said network addresses.

1 18. In an audio system comprising a computer system and a  
2 sound reproduction system for reproducing audible sound from  
3 audio signals, the audio signals coming from a plurality of  
4 selectable sources, a method for switching said sound  
5 reproduction system from an unpowered state to a powered state  
6 comprising,

7 transmitting a control signal from said sound  
8 reproduction system to said computer system; and

9 if said computer system responds to said control signal,  
10 determining by said sound reproduction device that said  
11 computer system is in a responsive state; and

Sub 91  
12 if said computer system does not respond to said control  
13 signal, determining by said sound reproduction device that  
14 said computer system in an unresponsive state.

1 19. A method for switching a sound reproduction system from  
2 an unpowered state to a powered state in accordance with claim  
3 18 and further comprising,

4 responsive to a determination that said computer system  
5 is unresponsive, selecting an audio signal source that is  
6 accessible without said computer system.

1 20. In a radio receiver having a number n of preset  
2 indicators, a method for assigning broadcast frequencies to  
3 individual preset indicators, comprising,

4 determining the location of the radio receiver; and

5 scanning the frequency spectrum to determine the strength  
6 of signals received and the corresponding frequency of said  
7 received signals.

1 21. A method for assigning broadcast frequencies to preset  
2 indicators in accordance with claim 20 and further comprising  
3 assigning the n strongest signals to the n presets,  
4 respectively.

1 22. A method for assigning broadcast frequencies to  
2 individual preset indicators in accordance with claim 20 and  
3 further comprising determining the broadcast format of the  
4 radio stations.

23. A method for assigning broadcast frequencies to individual preset indicators in accordance with claim 22 and further comprising assigning the frequencies corresponding to the  $\frac{n}{m}$  strongest signals to the n presets for each of the broadcast formats, where m is the number of formats.

24. A method for assigning broadcast frequencies to individual preset indicators, in accordance with claim 22 and further comprising,

determining the p user preferences for broadcast format, where p is a number <n representing the number of user preferences for broadcast formats; and

assigning the frequencies corresponding to the  $\frac{n}{p}$  strongest signals in each of the preferred broadcast formats to the n presets.

25. In a sound system comprising a sound reproduction device coupled to a computer system and a remote control device for transmitting encoded control commands to said sound reproduction device, a method for decoding said encoded control commands comprising,

receiving, by said sound reproduction device one of said encoded control commands;

decoding by said sound reproduction device the encoded control command;



Sub 91  
8 wherein an indicating of a one of said preset indicators  
9 causes said device to select for reproducing a preassigned one  
10 of said digitally encoded files.

1 28. An audio system in accordance with claim 27, wherein said  
2 indicating causes said device to select a preassigned  
3 plurality of said digitally encoded files,

4 said audio system further comprising an order indicating  
5 system for indicating an order in which said preassigned  
6 plurality of computer files are reproduced,

7 said orders including a first order in which said  
8 preassigned plurality of computer files are reproduced in a  
9 predefined sequence and a second order in which said  
10 preassigned plurality of computer files are reproduced in a  
11 random sequence.

1 29. An audio system comprising,

2 a sound reproduction device for reproducing audible sound  
3 from audio signals from a plurality of sources,

4 said sources including a radio tuner and at least one of  
5 a CD containing a plurality of individually indicatable  
6 tracks, a plurality of individually indicatable network  
7 addresses, and a plurality of individually indicatable  
8 digitally encoded files stored on a digital storage device;

9 a source selector, for selecting from said plurality of  
10 sources a source of audio signals to be reproduced by said  
11 sound reproduction device;

12 a control signal input device;



sub 91  
3 specifying a value of one of said fields;  
4 determining, by a computer, which of said records have  
5 said value for said one characteristic;  
6 selecting a one of said records by entering a command on  
7 an input device;  
8 wherein said input device is a control panel of an  
9 attached radio.

1 33. A method for selecting from a plurality of records a  
2 single record in accordance with claim 32 and further  
3 comprising,  
4 presenting on a display a list,  
5 said list having an entry corresponding to each of said  
6 determined records.

1 34. A method for selecting records in accordance with claim  
2 32 wherein said input device is a remote control device  
3 associated with an attached radio.

1 35. A method for selecting audio records in accordance with  
2 claim 32 wherein said input device comprises a tuning button  
3 for tuning said attached radio and wherein said command is  
4 entered by pressing said tuning button.

1 36. A method for selecting from a plurality of records a  
2 single record, said records having fields, comprising,  
3 presenting said records on a display in the form of a  
4 list;



*Sub 91*

5 said list having an entry corresponding to each of said  
6 records;

7 sorting said records so that entries having a common  
8 value for one of said fields are successive entries in said  
9 list;

10 highlighting on said display a one of said presented  
11 records by entering a command on an input device;

12 wherein said input device is a control panel of an  
13 attached radio.

1 37. A method for selecting records in accordance with claim  
2 36 wherein said input device is a remote control device  
3 associated with an attached radio.

1 38. A method for selecting audio records in accordance with  
2 claim 36, wherein said input device comprises a tuning button  
3 for tuning said attached radio and wherein said command is  
4 entered by pressing said tuning button.

1 39. A method for selecting from a plurality of records a  
2 single record, said records having fields, comprising,  
3 ordering said records so that entries in said list are  
4 ordered according to their respective values of one of the  
5 fields;

6 selecting one of said presented records by entering a  
7 first command on an input device;

8 wherein said input device is a control panel of an  
9 attached radio; and

10 selecting an adjacent record by entering a second command  
11 on said input device.

1 40. A method for selecting from a plurality of records a  
2 single record in accordance with claim 39 and further  
3 comprising,

4 presenting said records on a display in the form of a  
5 list,

6 said list having an entry corresponding to each of said  
7 records.

1 41. A method for selecting records in accordance with claim  
2 39 wherein said input device is a remote control device  
3 associated with an attached radio.

1 42. A method for selecting audio records in accordance with  
2 claim 39 wherein said input device comprises a tuning button  
3 for tuning said attached radio and wherein said command is  
4 entered by pressing said tuning button.

1 43. A method of giving multiple sets of values to a single  
2 set of presets being used with a single source with a system  
3 including a computer having a screen display with graphics and  
4 a pointing device, a radio having presets and a remote  
5 associated with the radio having corresponding presets,  
6 comprising,

7 using the pointing device to click on a graphic on the  
8 screen display to bring up a new set of values for the presets

*Sub A1* 9 whereby any one of the set of values is selectable by using  
10 the pointing device to click on a preset graphic on the screen  
11 display, pressing the selected preset on the remote, or  
12 pressing the preset on the radio.

*adda1*

002101-101200  
09689337-101200

ABSTRACT

An audio system attachable to a computer includes a sound reproduction device for producing audible sound from audio signals. The sound reproduction device includes a radio tuner and a powered speaker. The audio system further includes a connector for connecting the sound reproduction device with a computer. The computer provides audio signals from a plurality of sources, the sources including a computer CD player, digitally encoded computer files stored on the computer, and a computer network connected to the computer. The sound reproduction device further includes control buttons for controlling at least one of the computer CD player, the digitally encoded computer files and the computer network.

20090823.doc

002707-10200

Attorney's Docket No.: 02103-390001

IN THE UNITED STATES PATENT AND TRADEMARK OFFICE

Applicant : Paul E. Beckmann et al.                      Art Unit : 2644  
Serial No. : 09/689,337                                      Examiner : Justin I. Michalski  
Filed : October 12, 2000  
Title : INTERACTIVE SOUND REPRODUCING

Hon. Commissioner for Patents  
P.O. Box 1450  
Alexandria, VA 22313-1450

RECEIVED  
CENTRAL FAX CENTER  
SEP 27 2005

AMENDMENT B

Dear Commissioner:

Please amend the above-identified application in accordance with the following pages.

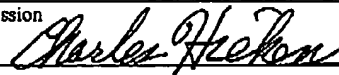
CERTIFICATE OF MAILING OR TRANSMISSION

I hereby certify that this correspondence is being deposited with the United States Postal Service with sufficient postage for first class mail in an envelope addressed to the above address, or being facsimile transmitted to the USPTO, on the date indicated below.

SEP 27 2005

Date of Transmission

Signature



Charles Hieken

Typed or Printed Name of Person Signing Certificate

Applicant : Paul E. Beckmann et al.  
Serial No. : 09/689,337  
Filed : October 12, 2000  
Page : 2 of 8

Attorney's Docket No.: 02103-390001

Amendments to the Claims:

This listing of claims replaces all prior versions and listings of claims in the application:

Listing of Claims:

1-79. (canceled)

80. (new) An audio reproduction system comprising:

a storage device containing a plurality of music files, each music file including at least a first and second type of metadata that characterizes the music file; and

a display device for displaying a user interface configured to present a first assemblage of the plurality of music files in a first set groups according to the first type of metadata associated with the music files, and, in response to a user selection of a group in the first assemblage, present a second assemblage of the music files in the selected group, wherein the second assemblage presents the music files in the selected group in a second set of groups according to the second type of metadata associated with the music files in the selected group.

81. (new) The audio reproduction system of claim 80 further comprising a processor and instruction stored on a computer-readable medium that when executed by the processor cause the processor to assemble the plurality of music files into the first set of groups based on the first type of metadata associated with each respective music file, and assemble the plurality of music files into the second set of groups based on the second type of metadata associated with each respective music file.

82. (new) The audio reproduction system of claim 81 further including instructions that cause the processor to detect an addition of a new music file to the plurality of music files after assembling the plurality of music files into two or more groups, and in response to detection of a

Applicant : Paul E. Beckmann et al.  
Serial No. : 09/689,337  
Filed : October 12, 2000  
Page : 6 of 8

Attorney's Docket No.: 02103-390001

99. (new) The audio reproduction device of claim 94 wherein instructions further cause the processor to receive music files from the network

100. (new) The audio reproduction device of claim 99 wherein the network comprises the Internet.

101. (new) The audio reproduction device of claim 94 wherein the first type of metadata comprises one or more of the following: artist, composer, album, and type of music.

102. (new) A machine readable medium associated with a sound reproduction system comprising a mass storage device containing a plurality of music files each having a first and second type of metadata, the computer readable medium comprising instructions that, when executed by a processor, cause the processor to:

- assemble the plurality of music files into a first set of groups based on the first type of metadata associated with each respective music file;

- assemble the plurality of music files into a second set of groups based on the second type of metadata associated with each respective music file;

- detect an addition of a new music file to the plurality of music files after assembling the plurality of music files into two or more groups; and

- in response to detection of a new music file, automatically update the first and second set of groups with the new music file based on first and second type of metadata associated with the new music file.

103. (new) A networked audio reproduction system comprising:

- a sound reproduction device;

- a storage device configured to store a plurality of music files each including metadata characterizing the respective music file;

Applicant : Paul E. Beckmann et al.  
Serial No. : 09/689,337  
Filed : October 12, 2000  
Page : 7 of 8

Attorney's Docket No.: 02103-390001

a computer configured to interface with the sound reproduction device and a network, the computer comprising:

a processor;

a display;

instructions stored on a computer-readable media that when executed, cause the processor to:

assemble the plurality of music files into a set of groups based on the metadata characterizing the music files;

present on the display a user interface that comprises a window having a first region for displaying information about available media sources, a second region for displaying information about a music file which has been selected by a user, and a third region for displaying information about the assembled groups of music files;

receive media files from the network; and

transmit media files to the mass storage device.

104. (new) The networked audio reproduction system of claim 103 wherein the mass storage device is located within the computer.



Applicant : Paul E. Beckmann et al.  
Serial No. : 09/689,337  
Filed : October 12, 2000  
Page : 8 of 8

Attorney's Docket No.: 02103-390001

REMARKS


Claims 1-79 have been canceled without prejudice to being filed in a continuation application, and new claims 80-104 added.

No additional fees are believed to be due. Please apply any other charges or credits to deposit account 06-1050, Order No. 02103-390001.

Respectfully submitted,  
FISH & RICHARDSON P.C.

SEP 27 2005

Date: \_\_\_\_\_

  
Charles Hicken  
Reg. No. 18,411  
Attorneys for Application Owner

Fish & Richardson P.C.  
225 Franklin Street  
Boston, MA 02110  
Telephone: (617) 542-5070  
Facsimile: (617) 542-8906

21174299.doc



# UNITED STATES PATENT AND TRADEMARK OFFICE

UNITED STATES DEPARTMENT OF COMMERCE  
United States Patent and Trademark Office  
Address: COMMISSIONER FOR PATENTS  
P.O. Box 1450  
Alexandria, Virginia 22313-1450  
www.uspto.gov

APPLICATION NO.	FILING DATE	FIRST NAMED INVENTOR	ATTORNEY DOCKET NO.	CONFIRMATION NO.
09/689,337	10/12/2000	Paul E. Beckmann	02103-390001	1572
26161	7590	03/22/2006	EXAMINER	
FISH & RICHARDSON PC P.O. BOX 1022 MINNEAPOLIS, MN 55440-1022			MICHALSKI, JUSTIN I	
			ART UNIT	PAPER NUMBER
			2615	

DATE MAILED: 03/22/2006

Please find below and/or attached an Office communication concerning this application or proceeding.

<b>Office Action Summary</b>	Application No. 09/689,337	Applicant(s) BECKMANN ET AL.	
	Examiner Justin Michalski	Art Unit 2644	

-- The MAILING DATE of this communication appears on the cover sheet with the correspondence address --

### Period for Reply

A SHORTENED STATUTORY PERIOD FOR REPLY IS SET TO EXPIRE 3 MONTH(S) OR THIRTY (30) DAYS, WHICHEVER IS LONGER, FROM THE MAILING DATE OF THIS COMMUNICATION.

- Extensions of time may be available under the provisions of 37 CFR 1.136(a). In no event, however, may a reply be timely filed after SIX (6) MONTHS from the mailing date of this communication.
- If NO period for reply is specified above, the maximum statutory period will apply and will expire SIX (6) MONTHS from the mailing date of this communication.
- Failure to reply within the set or extended period for reply will, by statute, cause the application to become ABANDONED (35 U.S.C. § 133). Any reply received by the Office later than three months after the mailing date of this communication, even if timely filed, may reduce any earned patent term adjustment. See 37 CFR 1.704(b).

### Status

- 1) ☒ Responsive to communication(s) filed on 07 March 2006.
- 2a) ☐ This action is **FINAL**.                      2b) ☒ This action is non-final.
- 3) ☐ Since this application is in condition for allowance except for formal matters, prosecution as to the merits is closed in accordance with the practice under *Ex parte Quayle*, 1935 C.D. 11, 453 O.G. 213.

### Disposition of Claims

- 4) ☒ Claim(s) 80-104 is/are pending in the application.
- 4a) Of the above claim(s) \_\_\_\_\_ is/are withdrawn from consideration.
- 5) ☐ Claim(s) \_\_\_\_\_ is/are allowed.
- 6) ☒ Claim(s) 80-104 is/are rejected.
- 7) ☐ Claim(s) \_\_\_\_\_ is/are objected to.
- 8) ☐ Claim(s) \_\_\_\_\_ are subject to restriction and/or election requirement.

### Application Papers

- 9) ☐ The specification is objected to by the Examiner.
- 10) ☐ The drawing(s) filed on \_\_\_\_\_ is/are: a) ☐ accepted or b) ☐ objected to by the Examiner.  
Applicant may not request that any objection to the drawing(s) be held in abeyance. See 37 CFR 1.85(a).  
Replacement drawing sheet(s) including the correction is required if the drawing(s) is objected to. See 37 CFR 1.121(d).
- 11) ☐ The oath or declaration is objected to by the Examiner. Note the attached Office Action or form PTO-152.

### Priority under 35 U.S.C. § 119

- 12) ☐ Acknowledgment is made of a claim for foreign priority under 35 U.S.C. § 119(a)-(d) or (f).
- a) ☐ All    b) ☐ Some \* c) ☐ None of:
1. ☐ Certified copies of the priority documents have been received.
2. ☐ Certified copies of the priority documents have been received in Application No. \_\_\_\_\_.
3. ☐ Copies of the certified copies of the priority documents have been received in this National Stage application from the International Bureau (PCT Rule 17.2(a)).

\* See the attached detailed Office action for a list of the certified copies not received.

### Attachment(s)

- |  |   |
|--|---|
| 1) <input checked="" type="checkbox"/> Notice of References Cited (PTO-892)                        | 4) <input type="checkbox"/> Interview Summary (PTO-413)                     |
| 2) <input type="checkbox"/> Notice of Draftsperson's Patent Drawing Review (PTO-948)               | Paper No(s)/Mail Date. _____  |
| 3) <input checked="" type="checkbox"/> Information Disclosure Statement(s) (PTO-1449 or PTO/SB/08) | 5) <input type="checkbox"/> Notice of Informal Patent Application (PTO-152) |
| Paper No(s)/Mail Date _____  | 6) <input type="checkbox"/> Other: _____                                    |

## DETAILED ACTION

### ***Claim Rejections - 35 USC § 102***

1. The following is a quotation of the appropriate paragraphs of 35 U.S.C. 102 that form the basis for the rejections under this section made in this Office action:

A person shall be entitled to a patent unless –

(b) the invention was patented or described in a printed publication in this or a foreign country or in public use or on sale in this country, more than one year prior to the date of application for patent in the United States.

2. Claims 80-83 and 85-92 are rejected under 35 U.S.C. 102(b) as being anticipated by Contois (US Patent 5,864,868).

Regarding Claim 80, Contois discloses an audio reproduction system comprising: a storage device containing a plurality of music files (Fig. 1), each music file including at least a first (Fig. 3, category) and second type (composer) of metadata that characterizes the music file; and a display device for displaying a user interface configured to present a first assemblage of the plurality of music files in a first set of groups according to the first type of metadata associated with the music files, in response to a user selection of a group, wherein the second assemblage presents the music files in the selected group in a second set of groups according to the second type of metadata associated with the music files in the selected group (Fig. 3).

Regarding Claim 81, Contois further discloses a processor and instruction stored on a computer-readable medium (Fig. 1) that when executed by the processor cause the processor to assemble the plurality of music files into the first set of groups based on the first type of metadata associated with each respective file (Fig. 3, category), and

assemble the plurality of music files into the second set of groups based on the second type of metadata (composer) associated with each respective music file.

Regarding Claim 82, Contois further discloses instructions that cause the processor to detect an addition of a new music file to the plurality of music files after assembling the plurality of music files into two or more groups, and in response to detection of a new music file, automatically updating the first and second set of groups with the new music file based on the first and second type of metadata associated with the new music file.

Regarding Claim 83, 85, and 86 Contois further discloses the first or second type of metadata comprising artist information, composer information, and music type (Fig. 4, category, artist, composer).

Regarding Claim 87, Contois further discloses a hard drive (Fig. 1, hard drive 33)

Regarding Claim 88, Contois further discloses a monitor (31).

Regarding Claim 89, Contois further discloses presenting information about a source of audio information (Fig. 3).

Regarding Claims 90 and 91, Contois further discloses the user interface is configured to present the first and second type of metadata associated with music files and allows a user to sort music files based on the presented metadata (Fig. 3).

Regarding Claim 92, Contois discloses a machine readable medium comprising instructions that, when executed by a processor, cause the processor to: provide a user interface for navigating a plurality of music files stored on a storage device, each music file associated with at least a first and second type of metadata (Fig. 3, category,

composer); present within the user interface a first assemblage of a plurality of music files in a first set of groups according the first type of metadata associated with the plurality of music files (Fig. 3); and in response to a user selection of a group in the first set of groups (category), present within the user interface a second assemblage of the music files of the selected group in a second set of groups according to a second type of metadata associated with the music files of the selected group (composer).

### ***Claim Rejections - 35 USC § 103***

3. The following is a quotation of 35 U.S.C. 103(a) which forms the basis for all obviousness rejections set forth in this Office action:

(a) A patent may not be obtained though the invention is not identically disclosed or described as set forth in section 102 of this title, if the differences between the subject matter sought to be patented and the prior art are such that the subject matter as a whole would have been obvious at the time the invention was made to a person having ordinary skill in the art to which said subject matter pertains. Patentability shall not be negated by the manner in which the invention was made.

4. Claim 82 and 93-104 are rejected under 35 U.S.C. 103(a) as being unpatentable over Contois as applied in view of Katz et al. (Hereinafter "Katz") (US Patent 6,356,971).

Regarding Claims 82 and 93, Contois discloses a device as stated apropos of claims 81 and 93 respectively above but does not disclose detecting an addition of a new music file to the plurality of music files after the plurality of music files have been assembled into the first and second sets of groups, and in response to detection of a new music file, automatically updating the first and second set of groups with the new music file based on first and second type of metadata associated with the new music

Art Unit: 2644

file. Katz discloses a system for managing multimedia files including adding a file to a collection (Col. 8, lines 19-30). Therefore it would have been obvious to one of ordinary skill in the art at the time the invention was made to include detection and updating of groups in order to provide means for adding additional music files to the list of available.

Regarding Claim 94, Contois discloses an audio reproduction system comprising: a sound reproduction device; a mass storage device (Fig. 1, hard drive 33) configured to store a plurality of music files each including at least a first and second type of metadata characterizing the respective music file (Fig. 3, category and composer); a computer configured to interface with the sound reproduction device and a network (Fig. 1), the computer comprising: a processor (cpu 32); instructions stored on a computer-readable media that when executed, cause the processor to: assemble the plurality of music files into a first set of groups based on the first metadata associated with each respective music file (Fig. 3, category and composer); assemble the plurality of music files into a second set of groups (composer) based on the second metadata associated with each respective music file. Contois does not disclose detecting an addition of a new music file to the plurality of music files after the plurality of music files have been assembled into the first and second sets of groups, and in response to detection of a new music file, automatically updating the first and second set of groups with the new music file based on first and second type of metadata associated with the new music file. Katz discloses a system for managing multimedia files including adding a file to a collection (Col. 8, lines 19-30). Therefore it would have been obvious to one of ordinary

skill in the art at the time the invention was made to include detection and updating of groups in order to provide means for adding additional music files to the list of available.

Regarding Claims 95 and 96, Contois further discloses a storage device within a computer (Hard drive storage 33, Fig. 1). It is well known in the art that mass storage may also be located externally to the computer.

Regarding Claim 97, it is well known in the art the audio systems can comprise radio tuners in order to provide a selection of audio material.

Regarding Claim 98, it is inherent that there will be circuitry to convert the music file to audible sound in order to produce an audible output.

Regarding Claims 99 and 100, Katz further discloses use of a network (Col. 2 lines 12-33).

Regarding Claim 101, Contois further discloses metadata comprising artist, composer, and type of music (Fig. 3).

Regarding Claim 102, Contois discloses a machine readable medium associated with a sound reproduction system comprising a mass storage device containing a plurality of music files each having a first and second type of metadata, the computer readable medium comprising instructions that, when executed by a processor, cause the processor to: assemble the plurality of music files into a first set of groups based on the first type of metadata associated with each respective music file (Fig. 3, category); assemble the plurality of music files into a second set groups based on the second type of metadata associated with each respective music file (composer). Contois does not disclose detecting an addition of a new music file to the plurality of music files after the



Art Unit: 2644

plurality of music files have been assembled into the first and second sets of groups, and in response to detection of a new music file, automatically updating the first and second set of groups with the new music file based on first and second type of metadata associated with the new music file. Katz discloses a system for managing multimedia files including adding a file to a collection (Col. 8, lines 19-30). Therefore it would have been obvious to one of ordinary skill in the art at the time the invention was made to include detection and updating of groups in order to provide means for adding additional music files to the list of available.

Regarding Claim 103, Contois discloses a networked audio reproduction system comprising: a sound reproduction device; a storage device (Fig. 1, storage 33) configured to store a plurality of music files each including metadata characterizing the respective music file (Fig. 3, category and composer); a computer configured to interface with the sound reproduction device (Fig. 1), the computer comprising: a processor (cpu 32); a display (31); instructions stored on a computer-readable media that when executed, cause the processor to: assemble the plurality of music files into a set of groups based on the metadata characterizing the music files (Fig. 3, category); present on the display a user interface that comprises a window having a first region for displaying information about available media sources, a second region for displaying information about the assembled groups of music files (composer); receive media files from the network; and transmit media files to the mass storage device. Contois does not disclose the audio device networked. However, it is notoriously well known in the art that computers can be connected to a network to transfer and receive files from a

Art Unit: 2644

remote location. Therefore, it would have been obvious to one of ordinary skill in the art at the time the invention was made for the computer to be connected to a network in order to easily transfer files.

Regarding Claim 104, Contois further discloses the mass storage device location within the computer (Fig. 1, storage 33).

### ***Conclusion***

5. The prior art made of record and not relied upon is considered pertinent to applicant's disclosure.

Prochl et al. (US Patent 6,118,450), Dwek (US Patent 6,248,946), and Stead (US Patent 6,380,947) discloses methods and apparatuses for displaying audio information.

6. Any inquiry concerning this communication or earlier communications from the examiner should be directed to Justin Michalski whose telephone number is (571)272-7524. The examiner can normally be reached on M-F 7-3:30.

If attempts to reach the examiner by telephone are unsuccessful, the examiner's supervisor, Vivian Chin can be reached on (571)272-7848. The fax phone number for the organization where this application or proceeding is assigned is 571-273-8300.

Art Unit: 2644

Information regarding the status of an application may be obtained from the Patent Application Information Retrieval (PAIR) system. Status information for published applications may be obtained from either Private PAIR or Public PAIR. Status information for unpublished applications is available through Private PAIR only. For more information about the PAIR system, see <http://pair-direct.uspto.gov>. Should you have questions on access to the Private PAIR system, contact the Electronic Business Center (EBC) at 866-217-9197 (toll-free).

JIM



March 16, 2006



VIVIAN CHIN  
SUPERVISORY PATENT EXAMINER  
TECHNOLOGY CENTER 2600

3/20/06

Attorney's Docket No.: 02103-390001

## IN THE UNITED STATES PATENT AND TRADEMARK OFFICE

Applicant : Paul E. Beckmann et al.      Art Unit : 2644  
Serial No. : 09/689,337      Examiner : Justin I. Michalski  
Filed : October 12, 2000  
Title : INTERACTIVE SOUND REPRODUCING

RECEIVED  
CENTRAL FAX CENTER  
MAY 23 2006

Mail Stop Amendment  
Commissioner for Patents  
P.O. Box 1450  
Alexandria, VA 22313-1450

REPLY TO ACTION OF MARCH 22, 2006

## CERTIFICATE OF MAILING BY FIRST CLASS MAIL

I hereby certify under 37 CFR §1.8(a) that this correspondence is being deposited with the United States Postal Service as first class mail with sufficient postage on the date indicated below and is addressed to the Commissioner for Patents, P.O. Box 1450, Alexandria, VA 22313-1450.  
23 May 2006

Date of Deposit  
/charles hieken/

Signature  
Charles Hieken

Typed or Printed Name of Person Signing Certificate

Applicant : Paul E. Beckmann et al.  
Serial No. : 09/689,337  
Filed : October 12, 2000  
Page : 2 of 14

Attorney's Docket No.: 02103-390001

Amendments to the claims (this listing replaces all prior versions):

1-79. (canceled).

80. (currently amended) An audio reproduction system comprising:

(i) an audio source device comprising:

a storage device configured to store ~~containing~~ a plurality of music files, each music file including at least a first and second type of metadata that characterizes the music file;  
and

a display ~~device~~ for displaying a user interface configured to present a first assemblage of the plurality of music files in a first set groups according to the first type of metadata associated with the music files, and, in response to a user selection of a group in the first assemblage, present a second assemblage of the music files in the selected group, wherein the second assemblage presents the music files in the selected group in a second set of groups according to the second type of metadata associated with the music files in the selected group;

(ii) an enclosure comprising:

a powered speaker;

an interface configured to operably couple the audio source device with the powered speaker; and

control circuitry for receiving control signals; and

(iii) a remote control configured to produce at least a first control signal that controls an operation of the audio source device, wherein the first control signal is received by the control circuitry and transmitted to the audio source device via the interface.

81. (currently amended) The audio reproduction system of claim 80 wherein the audio source device further ~~comprising~~ comprises a processor and instructions stored on a computer-readable medium that when executed by the processor cause the processor to assemble the plurality of music files into the first set of groups based on the first type of metadata associated with each respective music file, and assemble the plurality of music files into the second set of groups based on the second type of metadata associated with each respective music file.

Applicant : Paul E. Beckmann et al.  
Serial No. : 09/689,337  
Filed : October 12, 2000  
Page : 3 of 14

Attorney's Docket No.: 02103-390001

82. (previously presented) The audio reproduction system of claim 81 further including instructions that cause the processor to detect an addition of a new music file to the plurality of music files after assembling the plurality of music files into two or more groups, and in response to detection of a new music file, automatically updating the first and second set of groups with the new music file based on first and second type of metadata associated with the new music file.

83. (previously presented) The audio reproduction system of claim 80 wherein the first or second type of metadata comprise artist information.

84. (previously presented) The audio reproduction system of claim 80 wherein the first or second type of metadata comprise album information.

85. (previously presented) The audio reproduction system of claim 80 wherein the first or second type of metadata comprise composer information.

86. (previously presented) The audio reproduction system of claim 80 wherein the first or second type of metadata comprise information about music type.

87. (previously presented) The audio reproduction system of claim 80 wherein the storage device comprises a hard drive.

88. (previously presented) The audio reproduction system of claim 80 wherein the display device comprises a monitor.

89. (previously presented) The audio reproduction system of claim 80 wherein the user interface is further configured to present information about a source of audio information.

Applicant : Paul E. Beckmann et al.  
Serial No. : 09/689,337  
Filed : October 12, 2000  
Page : 4 of 14

Attorney's Docket No.: 02103-390001

90. (previously presented) The audio reproduction system of claim 80 wherein the user interface is configured to present the first and second type of metadata associated with music files.

91. (previously presented) The audio reproduction system of claim 90 wherein the user interface is configured to permit a user to sort music files based on the presented metadata

92-93 (cancelled)

94. (currently amended) An audio reproduction system comprising:

a sound reproduction device comprising at least one speaker;

an interface unit operably coupled to the sound reproduction device;

~~a mass storage device configured to store a plurality of music files each including at least a first and second type of metadata characterizing the respective music file;~~

a computer music storage device configured to removably connect interface with the sound reproduction device via the interface unit ~~and a network, the computer music storage device comprising:~~

a storage device configured to store a plurality of music files each including at least a first and second type of metadata characterizing the respective music files;

a processor; and

instructions stored on a computer-readable media that when executed, cause the processor to:

assemble the plurality of music files into a first set of groups based on the first metadata associated with each respective music file;

assemble the plurality of music files into a second set of groups based on the second metadata associated with each respective music file;

detect an addition of a new music file to the plurality of music files after assembling the plurality of music files into two or more groups; and

Applicant : Paul E. Beckmann et al.  
Serial No. : 09/689,337  
Filed : October 12, 2000  
Page : 5 of 14

Attorney's Docket No.: 02103-390001

in response to detection of a new music file, automatically update the first and second set of groups with the new music file based on first and second type of metadata associated with the new music file; and

a remote control device configured to transmit commands to the sound reproduction device, wherein the commands received at the sound reproduction device control at least some operation of both the sound reproduction device and the music storage device.

95. (currently amended) The audio reproduction system of claim 94 wherein the ~~mass-storage device is located within the~~ music storage device comprises a personal computer.

96. (currently amended) The audio reproduction system of claim 94 wherein the mass storage device is located within the music storage device~~externally to the computer.~~

97. (currently amended) The audio reproduction device of claim 94 wherein the sound reproduction device further comprises a radio tuner.

98. (currently amended) The audio reproduction device of claim 94 wherein the ~~sound reproduction-music storage~~ device comprises circuitry for converting a music file to audible sound.

99. (previously presented) The audio reproduction device of claim 94 wherein the sound reproduction device further comprises a housing containing the one or more speakers, and the interface unit is physically integrated within said housing. ~~-instructions further cause the processor to receive music files from the network~~

100. (previously presented) The audio reproduction device of claim 99 ~~94~~ wherein the interface unit is physically connected to the sound reproduction device via a cable. ~~network comprises the Internet.~~



Applicant : Paul E. Beckmann et al.  
Serial No. : 09/689,337  
Filed : October 12, 2000  
Page : 6 of 14

Attorney's Docket No.: 02103-390001

101. (previously presented) The audio reproduction device of claim 94 wherein the first type of metadata comprises one or more of the following: artist, composer, album, and type of music.

102-104. (cancelled).

105. (new) The audio reproduction system of claim 80 wherein the audio source device comprises a computer.

106. (new) The audio reproduction system of claim 105 wherein the computer comprises a personal computer.

107. (new) The audio reproduction system of claim 80 wherein the storage device comprises a hard drive.

108. (new) The audio reproduction system of claim 80 wherein the interface comprises an electrical connector.

109. (new) The audio reproduction system of claim 80 wherein the remote control is further configured to produce a second control signal that controls an operation of the powered speaker.

110. (new) The audio reproduction system of claim 80 wherein the first control signal comprises a signal instructing the audio source device to skip to the next track.

111. (new) The audio reproduction system of claim 109 wherein the first control signal comprises a signal instructing the audio source device to skip to the next track and the second control signal comprises a volume control signal.

Applicant : Paul E. Beckmann et al.  
Serial No. : 09/689,337  
Filed : October 12, 2000  
Page : 7 of 14

Attorney's Docket No.: 02103-390001

112. (new) The audio reproduction system of claim 80 wherein the enclosure further comprises a radio tuner.

113. (new) The audio reproduction system of claim 80 wherein the interface comprises a physical interface configured to operably couple the audio source device with the powered speaker.

114. (new ) The audio reproduction system of claim 80 wherein the interface is further configured to removably couple the audio source device with the powered speaker.

115. (new) The audio reproduction system of claim 94 wherein the interface unit is configured to receive from the remote control the commands that control operation of the music storage device.

116. (new) The audio reproduction system of claim 94 wherein the storage device is configured to receive from the remote control the commands that control operation of both the speaker and the music storage device.

117. (new) An audio system comprising:

(i) a sound reproduction device comprising:

an enclosure;

a powered speaker at least partially located within the enclosure; and

a radio tuner at least partially located within the enclosure;

(ii) an interface device operably coupled to the sound reproduction device;

(iii) an audio source device configured to output one of a plurality of audio streams and further configured to removably connect to the sound reproduction device via the interface device; and

Applicant : Paul E. Beckmann et al.  
Serial No. : 09/689,337  
Filed : October 12, 2000  
Page : 8 of 14

Attorney's Docket No.: 02103-390001

(iv) a remote control device configured to control both at least some operation of the audio source device and at least some operation of the sound reproduction device.

118. (new) The audio system of claim 117 wherein the interface device is integrated within the enclosure.

119. (new) The audio system of claim 117 wherein the interface device is physically separate from the sound reproduction device.

120. (new) The audio system of claim 119 wherein the interface device is coupled to the sound reproduction device via a cable.

121. (new) The audio system of claim 117 wherein each of the plurality of audio streams comprise audio associated with a radio station.

122. (new) An audio reproduction system comprising:

(i) a sound reproduction device comprising:

an enclosure;

a powered speaker mounted within the enclosure; and

a radio tuner located within the enclosure;

(ii) an interface device operably coupled to the sound reproduction device;

(iii) an audio source device configured to removably connect to the sound reproduction device via the interface device, the audio source device comprising:

a storage device configured to store a plurality of music files, each music file including at least a first and second type of metadata that characterizes the music file; and

a display for displaying a user interface configured to present a first assemblage of the plurality of music files in a first set groups according to the first

Applicant : Paul E. Beckmann et al.  
Serial No. : 09/689,337  
Filed : October 12, 2000  
Page : 9 of 14

Attorney's Docket No.: 02103-390001

type of metadata associated with the music files, and, in response to a user selection of a group in the first assemblage, present a second assemblage of the music files in the selected group, wherein the second assemblage presents the music files in the selected group in a second set of groups according to the second type of metadata associated with the music files in the selected group; and  
(iv) a remote control device configured to control both at least some operation of the audio source device and at least some operation of the sound reproduction device.

123. (new) The audio reproduction system of claim 122 wherein the interface device is configured to receive at least one command from remote control device that controls operation of the audio source device, and transmit the received command to the audio source device.

124. (new) An audio reproduction system comprising:

(i) a sound reproduction device comprising:

an enclosure;

a powered speaker at least partially located within the enclosure; and

an interface module at least partially integrated within the enclosure;

(iii) an audio source device configured to operably connect to the sound reproduction device via the interface module, the audio source device comprising:

a storage device configured to store a plurality of music files, each music file including at least a first and second type of metadata that characterizes the music file; and

a display for displaying a user interface configured to present a first assemblage of the plurality of music files in a first set groups according to the first type of metadata associated with the music files, and, in response to a user selection of a group in the first assemblage, present a second assemblage of the music files in the selected group, wherein the second assemblage presents the

Applicant : Paul E. Beckmann et al.  
Serial No. : 09/689,337  
Filed : October 12, 2000  
Page : 10 of 14

Attorney's Docket No.: 02103-390001

music files in the selected group in a second set of groups according to the second type of metadata associated with the music files in the selected group; and  
(iv) a remote control device configured to control both at least some operation of the audio source device and at least some operation of the sound reproduction device.

125. (new) The audio reproduction system of claim 124 wherein the interface module is configured to provide a physical interface between the sound reproduction system and the audio source device.

### REMARKS

Applicant cancels claims 92-93 and 102-104 without prejudice, and adds new claims 105-125. The comments of the applicant below are each preceded by related comments of the examiner (in small, bold type).

#### **Claim Rejections - 35 USC § 102**

2. Claims 80-83 and 85-92 are rejected under 35 U.S.C. 102(b) as being anticipated by Contois (US Patent 5,864,868).

Regarding Claim 80, Contois discloses an audio reproduction system comprising:  
a storage device containing a plurality of music files (Fig. 1), each music file including at least a first (Fig. 3, category) and second type (composer) of metadata that characterizes the music file; and a display device for displaying a user interface configured to present a first assemblage of the plurality of music files in a first set groups according to the first type of metadata associated with the music files, in response to a user selection of a group, wherein the second assemblage presents the music files in the selected group in a second set of groups according to the second type of metadata associated with the music files in the selected group (Fig. 3).

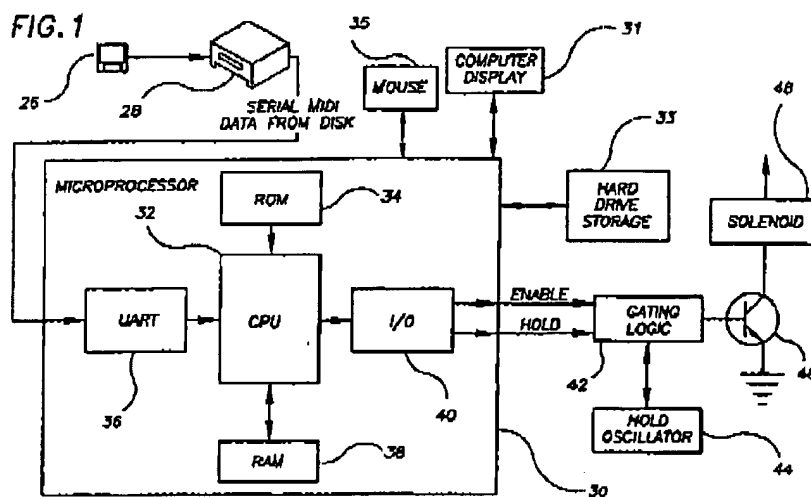
Amended independent claim 80 requires an audio reproduction system that includes an "audio source device" and an "enclosure", which includes a "powered speaker; an interface configured to operably couple the audio source device with the powered speaker; and control circuitry for receiving remote control signals". Claim 80 also now requires "a remote control configured to produce at least a first control signal that controls an operation of the audio source device, wherein the first control signal is received by the control circuitry and transmitted to the

Applicant : Paul E. Beckmann et al.  
 Serial No. : 09/689,337  
 Filed : October 12, 2000  
 Page : 11 of 14

Attorney's Docket No.: 02103-390001

audio source device via the interface." These limitations are not disclosed or suggested in Contois.


Contois discloses a computer system and user interface for controlling a musical play back device, such as a player piano. Figure 1, which is reproduced below, illustrates the basic architecture of the Contois system:



As shown, the Contois system includes a standard personal computer 30 that controls a solenoid 48 that actuates a media playing device such as a player piano. The personal computer 30 in Contois provides a graphical user interface that is displayed to a user on computer display 31. As shown in Fig. 2 (reproduced below), Contois' graphical user interface includes several "panes" of a virtual window, each pane listing music files by category, composer, artist, and song:

Applicant : Paul E. Beckmann et al.  
 Serial No. : 09/689,337  
 Filed : October 12, 2000  
 Page : 12 of 14

Attorney's Docket No.: 02103-390001



Contois describes using his system to control other media player devices in addition to a player piano, such as an “electric guitar, a computer controlled multimedia system, a pipe organ, a television, a movie video player, or a computer screen.” (Col 13, 48-50).

In contrast to claim 80, Contois does not describe or suggest operably coupling an audio source device (e.g., a personal computer, personal music player, etc.) with a separate enclosure that includes a powered speaker and control circuitry for receiving control signals that are used to control the audio source device. In fact, Contois does not disclose any remote control for his system, much less a remote control that controls one device (e.g., an audio source device) through another device (e.g., an enclosure that includes a powered speaker). Accordingly, Applicant respectfully submits that independent claim 80, along with its dependent claims, are patentable over Contois and the other art of record.

Claim Rejections - 35 USC §103

**THIS PAGE BLANK (USPTO)**



Applicant : Paul E. Beckmann et al.  
Serial No. : 09/689,337  
Filed : October 12, 2000  
Page : 13 of 14

Attorney's Docket No.: 02103-390001

4. Claim 82 and 93-104 are rejected under 35 U.S.C. 103(a) as being unpatentable over Contois as applied in view of Katz et al. (Hereinafter "Katz") (US Patent 6,356,971).

...  
Regarding Claim 94, Contois discloses an audio reproduction system comprising: a sound reproduction device; a mass storage device (Fig. 1, hard drive 33) configured to store a plurality of music files each including at least a first and second type of metadata characterizing the respective music file (Fig. 3, category and composer); a computer configured to interface with the sound reproduction device and a network (Fig. 1), the computer comprising: a processor (cpu 32); instructions stored on a computer readable media that when executed, cause the processor to: assemble the plurality of music files into a first set of groups based on the first metadata associated with each respective music file (Fig. 3, category and composer); assemble the plurality of music files into a second set of groups (composer) based on the second metadata associated with each respective music file. Contois does not disclose detecting an addition of a new music file to the plurality of music files after the plurality of music files have been assembled into the first and second sets of groups, and in response to detection of a new music file, automatically updating the first and second set of groups with the new music file based on first and second type of metadata associated with the new music file. Katz discloses a system for managing multimedia files including adding a file to a collection (Col. 8, lines 19-30). Therefore it would have been obvious to one of ordinary skill in the art at the time the invention was made to include detection and updating of groups in order to provide means for adding additional music files to the list of available.

Amended claim 94 requires an audio reproduction system that includes a "sound reproduction device comprising at least one speaker" and an "music storage device configured to removably connect with the sound reproduction device via [an] interface unit". Claim 94 also requires "a remote control device configured to transmit commands to the sound reproduction device, wherein the commands received at the sound reproduction device control at least some operation of both the sound reproduction device and the music storage device." Neither Contois nor Katz describe or suggest these limitations.

As described above, the Contois system does not include any remote control device, much less one that controls both operation of a sound reproduction device (e.g., a powered speaker unit) and a music storage device (e.g., a personal computer or a personal media player device). Katz discloses a system for managing media files on a computer, and, like Contois does not describe a remote control device that transmits commands to a sound reproduction device (which in Contois would correspond to his player piano device), wherein the commands received at the sound reproduction device control at least some operation of both the sound reproduction device and the music storage device (which in Contois would correspond to his personal computer 30).

Applicant : Paul E. Beckmann et al.  
Serial No. : 09/689,337  
Filed : October 12, 2000  
Page : 14 of 14

Attorney's Docket No.: 02103-390001

For at least these reasons, Applicant respectfully submits that independent claim 94, along with its dependent claims, are patentable over Contois and the other art of record.

New claims 105-125 are either dependent on amended claims 80 and 94 or contain limitations that are not disclosed or suggested by Contois and the other art of record.

It is believed that all of the pending claims have been addressed. However, the absence of a reply to a specific rejection, issue or comment does not signify agreement with or concession of that rejection, issue or comment. In addition, because the arguments made above may not be exhaustive, there may be reasons for patentability of any or all pending claims (or other claims) that have not been expressed. Finally, nothing in this paper should be construed as an intent to concede any issue with regard to any claim, except as specifically stated in this paper, and the amendment of any claim does not necessarily signify concession of unpatentability of the claim prior to its amendment.

Respectfully submitted,  
FISH & RICHARDSON P.C.

Date: 23 May 2006

/charles hieken/  
Charles Hieken  
Reg. No. 18,411  
Attorneys for Patent Owner

Fish & Richardson P.C.  
225 Franklin Street  
Boston, MA 02110  
Telephone: (617) 542-5070  
Facsimile: (617) 542-8906

21338235.doc