


1949690



THE UNITED STATES OF AMERICA


TO ALL TO WHOM THESE PRESENTS SHALL COME:

UNITED STATES DEPARTMENT OF COMMERCE
United States Patent and Trademark Office

May 13, 2014

**THIS IS TO CERTIFY THAT ANNEXED IS A TRUE COPY FROM THE
RECORDS OF THIS OFFICE OF THE FILE WRAPPER AND CONTENTS
OF:**

**APPLICATION NUMBER: 09/300,544
FILING DATE: April 27, 1999
PATENT NUMBER: 6833404
ISSUE DATE: December 21, 2004**



Certified by

David J. Kybas

Under Secretary of Commerce
for Intellectual Property
and Director of the United States
Patent and Trademark Office

UTILITY PATENT APPLICATION TRANSMITTAL (Large Entity)

(Only for new nonprovisional applications under 37 CFR 1.53(b))

Docket No.
EI-084-US-02

Total Pages in this Submission

TO THE ASSISTANT COMMISSIONER FOR PATENTSBox Patent Application
Washington, D.C. 20231

Transmitted herewith for filing under 35 U.S.C. 111(a) and 37 C.F.R. 1.53(b) is a new utility patent application for an invention entitled:

IMPROVED HOT MELTS UTILIZING A HIGH GLASS TRANSITION TEMPERATURE SUBSTANTIALLY ALIPHATIC TACKIFYING RESIN

and invented by:

Thomas H. Quinn
Steven W. Albrecht
Beth M. Eichler-Johnson
David B. Malcolm

Lisa L. Ryan

If a **CONTINUATION APPLICATION**, check appropriate box and supply the requisite information:☐ Continuation ☐ Divisional ☒ Continuation-in-part (CIP) of prior application No.: 60/091,231

Which is a:

☐ Continuation ☐ Divisional ☐ Continuation-in-part (CIP) of prior application No.:

Which is a:

☐ Continuation ☐ Divisional ☐ Continuation-in-part (CIP) of prior application No.:

Enclosed are:

Application Elements

1. ☐ Filing fee as calculated and transmitted as described below
2. ☒ Specification having 33 pages and including the following:
 - a. ☒ Descriptive Title of the Invention
 - b. ☒ Cross References to Related Applications (if applicable)
 - c. ☐ Statement Regarding Federally-sponsored Research/Development (if applicable)
 - d. ☐ Reference to Microfiche Appendix (if applicable)
 - e. ☒ Background of the Invention
 - f. ☒ Brief Summary of the Invention
 - g. ☒ Brief Description of the Drawings (if drawings filed)
 - h. ☒ Detailed Description
 - i. ☒ Claim(s) as Classified Below
 - j. ☒ Abstract of the Disclosure

UTILITY PATENT APPLICATION TRANSMITTAL
(Large Entity)

(Only for new nonprovisional applications under 37 CFR 1.53(b))

Docket No.
EI-084-US-02

Total Pages in this Submission

Application Elements (Continued)

3. ☒ Drawing(s) *(when necessary as prescribed by 35 USC 113)*
- a. ☒ Formal Number of Sheets /
- b. ☐ Informal Number of Sheets
4. ☒ Oath or Declaration
- a. ☒ Newly executed *(original or copy)* ☐ Unexecuted
- b. ☐ Copy from a prior application (37 CFR 1.63(d)) *(for continuation/divisional application only)*
- c. ☒ With Power of Attorney ☐ Without Power of Attorney
- d. ☐ DELETION OF INVENTOR(S)
Signed statement attached deleting inventor(s) named in the prior application,
see 37 C.F.R. 1.63(d)(2) and 1.33(b).
5. ☐ Incorporation By Reference *(usable if Box 4b is checked)*
The entire disclosure of the prior application, from which a copy of the oath or declaration is supplied under Box 4b, is considered as being part of the disclosure of the accompanying application and is hereby incorporated by reference therein.
6. ☐ Computer Program in Microfiche *(Appendix)*
7. ☐ Nucleotide and/or Amino Acid Sequence Submission *(if applicable, all must be included)*
- a. ☐ Paper Copy
- b. ☐ Computer Readable Copy *(identical to computer copy)*
- c. ☐ Statement Verifying Identical Paper and Computer Readable Copy

Accompanying Application Parts

8. ☒ Assignment Papers *(cover sheet & document(s))*
9. ☐ 37 CFR 3.73(B) Statement *(when there is an assignee)*
10. ☐ English Translation Document *(if applicable)*
11. ☒ Information Disclosure Statement/PTO-1449 ☒ Copies of IDS Citations
12. ☐ Preliminary Amendment
13. ☒ Acknowledgment postcard
14. ☒ Certificate of Mailing
- ☐ First Class ☒ Express Mail *(Specify Label No.):* EJ126952911US

UTILITY PATENT APPLICATION TRANSMITTAL
(Large Entity)

(Only for new nonprovisional applications under 37 CFR 1.53(b))

Docket No.
EI-084-US-02

Total Pages in this Submission

Accompanying Application Parts (Continued)

15. ☐ Certified Copy of Priority Document(s) (if foreign priority is claimed)


16. ☐ Additional Enclosures (please identify below):

Fee Calculation and Transmittal

CLAIMS AS FILED

For	#Filed	#Allowed	#Extra	Rate	Fee
Total Claims	29	- 20 =	9	x \$18.00	\$162.00
Indep. Claims	4	- 3 =	1	x \$78.00	\$78.00
Multiple Dependent Claims (check if applicable) <input type="checkbox"/>					\$0.00
BASIC FEE					\$760.00
OTHER FEE (specify purpose)					\$0.00
TOTAL FILING FEE					\$1,000.00

- ☐ A check in the amount of _____ to cover the filing fee is enclosed.
- ☐ The Commissioner is hereby authorized to charge and credit Deposit Account No. 06-2241 as described below. A duplicate copy of this sheet is enclosed.
- ☒ Charge the amount of \$1,000.00 as filing fee.
- ☐ Credit any overpayment.
- ☐ Charge any additional filing fees required under 37 C.F.R. 1.16 and 1.17.
- ☐ Charge the issue fee set in 37 C.F.R. 1.18 at the mailing of the Notice of Allowance, pursuant to 37 C.F.R. 1.311(b).


Signature

Dated: April 27, 1999

Carolyn A. Fischer
Agent Reg. #39,091
H.B. Fuller - Patent Dept.
P.O. Box 64683
St. Paul, MN 55164-0683

cc:

EXPRESS MAIL

NO. EJ12695291145

**IMPROVED HOT MELTS UTILIZING A HIGH GLASS TRANSITION
TEMPERATURE SUBSTANTIALLY ALIPHATIC TACKIFYING RESIN**

5

Related Applications

This application is a Continuation-In-Part of U.S. Patent Application Serial No. 60/091,231 filed June 30, 1998.

10 **Field of the Invention**

This invention relates to improved hot melt adhesive compositions utilizing a hydrogenated substantially aliphatic tackifying resin having a high glass transition temperature. The adhesive compositions have surprisingly high heat resistance combined with good cold temperature flexibility, light color and excellent color stability.

15

Background of the Invention

Hot melt adhesives generally comprise a thermoplastic polymeric component, a tackifying resin component and either a wax component, plasticizing component or a combination thereof.

20

The tackifying resin is known to provide specific adhesion and to increase peel values which translates into heat resistance. The tackifying resin also generally has the biggest impact on the color of the adhesive. Aesthetic appeal has become extremely important to adhesive users.

25

Commonly used tackifying resins include those which are rosin derived including gum rosin, rosin acid and rosin ester resins, petroleum derived hydrocarbon resins and terpene based resins which can be derived from d-limonene. These resins may be modified further to add functionality or aromaticity through the addition of phenolic groups or styrene groups, for instance.

30

It is a constant struggle on the part of adhesives chemists to improve both the heat resistance and cold temperature resistance of hot melt adhesives. The resistance of hot melt adhesive compositions to fluctuations in temperature are particularly important for shipping goods across country through desert conditions as well as through the northern regions in

EJ126952911US

the winter months, and also for storage in warehouses which often may be subject to ambient conditions.

Higher heat resistance is generally achieved through the use of higher levels of tackifying resin and/or higher levels of wax that will typically adversely affect the cold temperature resistance. Good cold temperature resistance is generally improved through the use of liquid components and/or higher levels of the polymer that will typically adversely affect the heat resistance. The polymeric component is often the component in the hot melt adhesive having the lowest glass transition temperature. Hence, it is difficult to improve both of these two critical features of an adhesive formulation simultaneously, since generally one is improved at the expense of the other.

High heat resistance has been achieved through the use of high melting point phenolic modified terpene resins. However, there are safety hazards associated with the production of such resins due to the toxicity of phenol. The cost of these modified terpenes is also higher than petroleum based resins due to the different feedstreams, and also due to the cost of adding the phenol, thereby raising the cost of adhesives to end users which in turn makes them less attractive for large scale production.

Petroleum based hydrocarbon resins are popularly used in the adhesives industry due to availability and economics. These resins may be derived from many different feedstreams produced during the petroleum cracking process including C₅, C₈, C₉ and C₁₀. Dicyclopentadiene based resins are derived from C₁₀ feedstreams that contain various components of which DCPD may be the major component.

U.S. Patent No. 4,102,834 to Morimoto et al. issued July 25, 1978 teaches a hydrocarbon resin having a number average molecular weight of 300 to 2500, a softening point of 40°C to 180°C, a bromine number of 5 to 100g/100g, and a Gardner color of 5 to 17. All resins exemplified have softening points from 98°C to 106°C. The final resin is comprised of the polymerization product of a hydrocarbon fraction boiling within the range of 135°C to 280°C, which contains various hydrocarbons, and dicyclopentadiene. The resultant resin contains, based on the total weight thereof, 20% to 80% of a unit derived from the dicyclopentadiene.

U.S. Patent No. 4,629,766 to Malatesta et al. issued December 16, 1986 teaches an improved method of hydrogenating hydrocarbons obtained from the polymerization of

various petroleum based feedstreams. The resin feed exemplified therein was a solution of a thermally polymerized hydrocarbon resin obtained by polymerizing a feedstream containing 60 wt-% to 70 wt-% polymerizable monomers comprising substituted and unsubstituted C₅ cyclic olefins and C₁₀ bicyclic diolefins. No specific adhesive compositions are disclosed.

U.S. Patent No.'s 5,410,004 issued April 25, 1995 and 5,691,432 issued November 25, 1997 both to Williams teaches tackifying resins polymerized from dicyclopentadiene monomer and their use in inks, adhesives, coatings and other related areas. These resins are made in the presence of a Bronsted acids, are unhydrogenated and have Gardner colors in the range of 3 to 5.

U.S. Patent No. 5,552,489 to Merrill et al. issued Sept. 3, 1996 teaches a process for producing tackifiers through the use of a single-site catalyst with an alpha-olefin and a cyclic monomer under conditions designed to produce low molecular weight. Dicyclopentadiene is disclosed as a suitable cycloolefin comonomer but is taught only in combination with an α -olefin comonomer as well.

U.S. Patent No. 5,171,793 issued December 15, 1992 to Johnson et al. teaches thermally polymerized hydrocarbon resin and a novel process for hydrogenating said resin wherein the resin is a copolymer of a feed which is a mixture of styrene and indene and derivatives thereof and cyclodiene monomers and dimers and optionally acyclic dienes.

Object of the Invention

It is an object of the present invention to teach the utilization of dicyclopentadiene based hydrocarbon tackifying resins to achieve improved hot melt adhesive compositions.

Summary of the Invention

This invention relates to an improved hot melt adhesive composition comprising about 20% by weight to about 50% by weight of at least one substantially aliphatic tackifying resin having a glass transition temperature of 65°C or higher, about 20% by weight to about 50% by weight of at least one thermoplastic polymer. The resin is preferably a hydrocarbon tackifying resin, derived at least in part, from dicyclopentadiene. The thermoplastic polymer is preferably a homopolymer, copolymer or terpolymer of

ethylene, an amorphous polyalphaolefin, a rubbery block copolymer, a homogeneous ethylene/ α -olefin interpolymers, and mixtures thereof; and 0% by weight to about 40% by weight of at least one wax. In embodiments that employ a homopolymer, copolymer or terpolymer of ethylene, the total tackifying resin concentration is equal to or less than the total polymer concentration. The glass transition temperature of the tackifying resin is preferably greater than about 70°C.

In another embodiment, the present invention is an adhesive composition comprising from about 10 wt-% to about 80 wt-% of at least one hydrocarbon tackifying resin derived at least in part from dicyclopentadiene and having a Tg greater than about 65°C and from about 10 wt-% to about 80 wt-% of at least one amorphous polyalphaolefin and/or block copolymer. The tackifying resin is preferably derived predominantly from dicyclopentadiene.

The glass transition temperature of the tackifying resin is greater than about 65°C, preferably greater than about 70°C, more preferably greater than about 75°C, and most preferably greater than about 80°C. The melting point of the tackifying resin as measured by the ring and ball softening point is greater than about 135°C and preferably greater than about 140°C.

The adhesive composition preferably has peel values of greater than about 60°C, more preferably greater than about 65°C, even more preferably greater than about 70°C, and most preferably greater than about 75°C. Further, the viscosity of the adhesive composition is typically less than about 10,000 cPs at about 175°C, preferably less than about 5000 cPs, more preferably less than about 3500 cPs and most preferably less than about 2000 cPs at about 175°C. Surprisingly and unexpectedly, in light of the high heat resistance, the resultant composition has good cold temperature flexibility.

These adhesives are primarily useful for non-pressure sensitive adhesive applications including bookbinding, packaging and structural applications including wood, construction, automotive, appliance, other types of durable goods and so forth.

Brief Description of the Drawing

Figure 1 is a contour plot generated from an experimental design illustrating the change in the peel value as the type of resin and its amount are varied from 0 wt-% to 35 wt-% of the total adhesive composition.

5

Detailed Description of the Invention

The present inventors have found that by utilizing tackifying resins with high T_g 's, the total amount of resin may be decreased and quite surprisingly, the resultant adhesive compositions have better heat resistance and cold temperature resistance than conventional products. The tackifying resins useful to the present invention are predominantly aliphatic and have glass transition temperatures (T_g) of greater than 65°C. Preferably, the T_g is greater than about 68°C, more preferably greater than about 70°C and most preferably greater than about 75°C. Further, the softening point of the resins is preferably greater than about 135°C and more preferably greater than about 140°C.

The glass transition temperature, T_g , reported may vary depending on which temperature point is used from the DMA curve (the onset temperature or the mid point temperature). In describing the resin employed in the present invention, T_g refers to the onset temperature as determined using Dynamic Mechanical Analysis. The units are generally reportable to plus or minus 1°C.

The resin is preferably utilized in an amount from about 20 wt-% to about 50 wt-% of the adhesive composition, more preferably from about 25 wt-% to about 45 wt-% and most preferably from about 25 wt-% to about 40 wt-%. If a secondary resin is utilized in combination with these resins, the amount of the resin having the high T_g is typically present in an amount of at least about 20 wt-% of the adhesive composition. Further, if the polymer base is an ethylene copolymer, the total resin content is preferably equal to or less than the total polymer content by weight of the adhesive composition to obtain the optimum cold temperature resistance.

The preferred tackifying resins are hydrocarbon tackifying resins derived, at least in part, from dicyclopentadiene. Preferably, the tackifying resin is derived predominantly from dicyclopentadiene. The resins are typically petroleum based resins meaning that the feedstreams used to produce these resins are by-products of the steamcracking process used

in the pyrolysis of natural gas, ethane, propane, naphtha, kerosene, light gas oil, heavy gas oil, etc. The pyrolysis of these various fractions result in various products including dicyclopentadiene (DCPD), ethylene, propene, C₄, C₅ (piperylene for instance) and C₆ (styrene for instance) hydrocarbons, C₈ and C₉ aromatics, C₁₀ olefins and diolefins, benzene, ethane, etc. The main purpose of steamcracking is the production of ethylene and propene. The fractions generally used to make petroleum resins are the C₄/C₅ streams, the C₈/C₉ streams (unsaturated aromatics including styrene and indene to produce aromatic resins) and the DCPD stream. A C₉ stream may have styrene, α -methyl styrene, vinyltoluene, DCPD and codimers, indene, methylindenes, naphthalene, etc. A C₁₀ stream may have DCPD and indene for instance. Each of these components of these various feedstreams may be polymerized to produce tackifying resins.

Steamcracking involves various steps. It is the effluents from the so-called depentanizer stage of this process from which the raw material for aliphatic C₅ hydrocarbon resins comes. These crude C₅ fractions consist of olefins and diolefins including isoamylenes, isoprene, piperylene and cyclopentadiene. Cyclopentadiene undergoes dimerization to dicyclopentadiene (C₁₀) by a Diels-Alder reaction even at room temperature. Cyclopentadiene is an undesirable component and is heat-soaked to dimerize to DCPD. This then is one basis for the production of DCPD based resins.

While C₉ feedstreams are also a source of dicyclopentadiene, there are fewer facilities that offer these C₉ resin oils for resin manufacturing. Further, the Applicants surmise that if other feedstreams were available to produce substantially aliphatic resins having a relatively high Tg, such monomers would also be suitable for use for polymerizing resins for use in adhesive compositions having the desired improved properties.

The resins useful to the present invention are substantially aliphatic in nature, whether linear aliphatic or cycloaliphatic in character. Generally, the level of aromaticity will be less than about 10% by weight of the tackifying resin, preferably less than about 5% by weight and most preferably less than about 3% by weight. It is surmised that the aromaticity changes the compatibility of the tackifying resin with various other ingredients that are used in hot melt adhesives.

The resins of the present invention preferably contain a high weight percent (based on the weight of the resin) of component(s) derived from dicyclopentadiene, although some resins having a lower concentration of the total unit derived from dicyclopentadiene have also been found to be useful. One such resin is Eastotac® H-142R having a bromine
 5 number of about 5 and a softening point of about 140°C and available from Eastman Chemical Co. in Kingsport, TN. The Eastotac® resins are produced from a mixed feedstream of dicyclopentadiene, C₅'s and other monomers. The Eastotac® resins are typically described as cycloaliphatic resins.

Depending on the selection of polymer, the preferred tackifying resin may comprise
 10 greater than 50% by weight, preferably greater than about 80% by weight, more preferably greater than about 85% by weight and most preferably greater than about 90% by weight of the total resin derived from DCPD. For example, the Applicants have found that Eastotac® H-142 is useful in ethylene vinyl acetate compositions but is less preferred for APAO based adhesives. Higher DCPD concentrations are preferred for use with ethylene
 15 copolymers where the resin content is less than or equal, and more preferably less than, the total polymer content. The Applicants surmise that the compatibility of the higher DCPD content resins is better with the ethylene copolymers than with other polymer types.

The resin also preferably has a low level of unsaturation. The level of unsaturation relates inversely to the extent of hydrogenation and for tackifying resins is indicated by the
 20 bromine number, i.e., the halogen addition to double bonds. Bromine acceptance is measured using test method ASTM D 1159-84, DIN 51 774, an electrometric dead-stop method. The number is defined as the amount of bromine in grams accepted by 100g of the test material that, in this case, is the tackifying resin. As the bromine number decreases, the level of hydrogenation increases and the tackifying resin becomes lighter in color as
 25 measured on the Molten Gardner Scale. The amount of unsaturation may be controlled by the process that is used to produce the resins as well as hydrogenation after the fact. The resins preferred in the present invention are light amber to water white in color, having a bromine number of preferably less than about 15 grams/100 grams, more preferably less than about 10 g/100g, even more preferably less than about 5 g/100g , even more
 30 preferably less than about 3 g/100g and most preferably less than about 1 g/100g. The Gardner color of the resin is preferably less than 3 and more preferably less than 2 and most

preferably from less than about 1 to about 2. Gardner colors can be less than 1 but not 0 because 0 is not a reportable number on the Gardner Scale.

The tackifying resins of the present invention preferably have number average molecular weights (M_N), as measured against styrene standards, from about 400 g/mole to about 800 g/mole and preferably from about 500 g/mole to about 700 g/mole. The weight average molecular weight as measured against styrene standards is preferably from about 700 to about 1200 g/mole (M_W) and the Z average molecular weight (M_Z) is from about 1600 g/mole to about 2500 g/mole.

The resins for use in the invention are available from several sources including the Exxon Chemical Co. in Houston, TX, Hercules, Inc. in Wilmington, DE and Eastman Chemical Co. in Kingsport, TN. DCPD resins are also available from Nippon Zeon of Japan. Specific examples include ECR-158, a substantially aliphatic hydrocarbon resin having a T_g at onset of about 81°C and Escorez® 5340, a substantially aliphatic hydrocarbon resin having a T_g at onset of about 76°C both available from Exxon Chemical Co.; Regalite® T-140, a substantially aliphatic hydrocarbon resin having a T_g at onset of about 68°C; Eastotac® H-135, a substantially aliphatic hydrocarbon resin having a T_g at onset of about 73°C and Eastotac® H-142, a substantially aliphatic (i.e. cycloaliphatic) hydrocarbon resin having a T_g at onset of about 82°C.

In general, the resin is useful at concentrations ranging from about 10 wt-% to about 80 wt-%, preferably from about 15 wt-% to about 70 wt-%, and more preferably from about 20 wt-% to about 60 wt-% of the adhesive composition. However, the preferred concentration of tackifying resin depends on the polymer employed, and thus, changes depending on which polymer is selected. For instance, when the thermoplastic polymer is an ethylene copolymer, the high T_g resin is useful from about 10 wt-% to about 50 wt-%, preferably from about 15 wt-% to about 45 wt-% and even more preferably from about 20 wt-% to about 40 wt-% of the total adhesive composition.

The adhesive composition of the present invention contains at least one thermoplastic polymer. The polymers useful herein include homopolymers, copolymers and terpolymers of ethylene; amorphous polyalphaolefins, rubbery block copolymers and homogeneous ethylene/ α -olefin interpolymers. In general, the thermoplastic polymer is present in the adhesive composition in an amount ranging from about 10 wt-% to about 80

wt-%, preferably from about 20 wt-% to about 60 wt-% and most preferably from about 20 wt-% to about 50 wt-% of the composition. However, when the thermoplastic polymer is an amorphous polyalphaolefin, it is preferred to use higher amounts of the thermoplastic polymer. Further, when the polymer is a copolymer of ethylene or a rubbery block
 5 copolymer, it is preferable to utilize less than about 50 wt-% and preferably less than about 40 wt-% of the thermoplastic polymer.

Copolymers and terpolymers of ethylene are polymers having at least one comonomer selected from the group consisting of vinyl esters of a saturated carboxylic acid wherein the acid moiety has up to 4 carbon atoms, unsaturated mono- or dicarboxylic acids
 10 of 3 to 5 carbon atoms, a salt of the unsaturated acid, esters of the unsaturated acid derived from an alcohol having 1 to 8 carbon atoms, and mixtures thereof.

Copolymers and terpolymers of ethylene generally range in comonomer content from about 15 wt-% to about 40 wt-% and range in melt index from about 3 g/10 mins to about 2500 g/10 mins. In the present invention, it is preferred that the
 15 copolymer/terpolymer of ethylene have a comonomer content from about 18 wt-% to about 35 wt-% and preferably from about 18 wt-% to about 33 wt-%. Further, in order to maintain a low viscosity at relatively low application temperatures, the melt index (single polymer or blend) preferably ranges from about 5 to about 1000 g/10 mins, and more preferably from about 20 to about 800 g/10 mins.

20 Preferred ethylene/unsaturated carboxylic acid, salt and ester interpolymers include ethylene/vinyl acetate (EVA) ethylene/acrylic acid (EEA) and its ionomers; ethylene/methacrylic acid and its ionomers; ethylene/methyl acrylate (EMA); ethylene/*n*-butyl acrylate (EnBA); as well as various derivatives thereof that incorporate two or more comonomers.

25 Commercial examples of useful polymers include ethylene homopolymers available from Eastman Chemical Co. under the tradename of Epolene®; ethylene vinyl acetate copolymers available from Du Pont de Nemours & Co. in Wilmington, DE under the tradename of Elvax® and from Millenium Petrochemicals in Rolling Meadows, IL under the tradename of Ultrathene®; ethylene *n*-butyl acrylate copolymers available from
 30 Exxon Chemical Co. under the tradename of Escorene®, from Elf Atochem North America in Philadelphia, PA under the tradename of Lotryl® and from Millenium Petrochemicals

under the tradename of Enathene®; ethylene methyl acrylate copolymers from Exxon Chemical Co. under the tradename of Optema®; and ethylene *n*-butyl acrylate carbon monoxide terpolymers from Du Pont under the tradename of Elvaloy®.

For copolymers and terpolymers of ethylene, it is surmised that the resin utilized
5 may have lower levels of the total resin unit being derived from DCPD and still be compatible with these polymers. The copolymers and terpolymers of ethylene are useful from about 10 wt-% to about 60 wt-%, preferably from about 20 wt-% to about 60 wt-% and most preferably from about 20 wt-% to about 50 wt-%.

In a preferred embodiment of the present invention, about 40 wt-% of an ethylene
10 vinyl acetate copolymer having about 28% vinyl acetate by weight of the copolymer and a melt index of about 400 g/10 minutes is used. The programmed oven peel values are preferably greater than about 60°C. The composition has a tackifying resin concentration of 40 wt-%.

In another preferred embodiment, 40 wt-% of an ethylene copolymer is utilized
15 with 30 wt-% of a tackifying resin having greater than about 80 wt-% of its unit derived from dicyclopentadiene and 30 wt-% of a synthetic wax having a melting point of greater than about 80°C.

Amorphous polyolefins or amorphous polyalphaolefins (APAO) are
homopolymers, copolymers, and terpolymers of C₂-C₈ alphaolefins. Such polymers have
20 varying degrees of crystallinity and are not necessarily atactic. These materials are typically polymerized by means of processes which employ Ziegler-Natta catalysts resulting in a relatively broad molecular weight distribution. Commercially available amorphous polyalphaolefins include Rextac® and REXFlex® propylene based
homopolymers, ethylene-propylene copolymers and butene-propylene copolymers
25 available from Rexene (Dallas, TX) as well as Vestoplast® alpha-olefin copolymers available from Hüls (Piscataway, NJ). Further, homopolymers, copolymers and terpolymers of propylene are available from Eastman Chemical Co. under the tradename of Eastoflex®.

When employing an amorphous polyalphaolefin as the base polymer in the
30 adhesive, the tackifying resin preferably has a T_g of greater than about 75°C and preferably greater than about 80°C as measured at onset, and has greater than about 80 wt-% of the

total resin unit derived from dicyclopentadiene, preferably greater than about 85 wt-% and most preferably greater than about 90 wt-%. One such resin is available from Exxon Chemical Co. in Houston, TX and has a T_g of greater than about 81°C. This T_g has also been reportedly as high as 88°C there again depending on the temperature used on the

5 DMA curve.

In other preferred embodiments, homopolymers and copolymers of propylene having varying amounts of crystallinity are used. Surprisingly, high heat resistance, as measured by programmed oven peel values, has been achieved with the use of these (atactic) polypropylenes. The programmed oven peels are preferably greater than about

10 65°C, more preferably greater than about 70°C and most preferably greater than about 75°C. It is surmised that the DCPD based tackifying resins having a higher percentage of the total resin unit, greater than about 80 wt-%, preferably greater than about 85 wt-% and most preferably greater than about 90 wt-%, derived from DCPD, are more compatible with these resins therefore achieving higher heat resistance. It is further surmised that the

15 high T_g of the resin also contributes to the very high peel values obtained. Without this combination, high peel values were not obtained with the homopolymers and copolymers of propylene.

The rubbery block copolymers include those polymers having the general configuration A-B diblock, A-B-A triblock, A-B-A-B-A-B multiblock, radial block

20 copolymers, Y-block copolymers and star polymers. Commonly, the A block is styrene and the B block may be butadiene, isoprene, ethylene/butylene and ethylene/propylene although there are others as well. Examples of useful rubber block copolymers include the Kraton® G series of styrene-ethylene/butylene-styrene block copolymers, the Kraton® block copolymers, the Kraton® D series of styrene-butadiene-styrene block copolymers

25 both from Shell Chemical Co. in Houston, TX; Vector® styrene-isoprene-styrene and styrene-butadiene-styrene block copolymers from Dexco Chemical Co. and Septon® styrene-ethylene/propylene-styrene block copolymers from Kuraray Ltd. in Tokyo, Japan. Block copolymers are available in many different configurations, with varying amounts of endblock and midblock, various coupling efficiencies (i.e., A-B diblock/A-B-A triblock

30 ratios) and various molecular weights. The choices vary depending on the end use, the application equipment and the physical requirements of both.

When employing a block copolymer as the base polymer of the adhesive, or a combination of a block copolymer and a copolymer or interpolymers of ethylene, preferably the majority of the total resin unit is derived from dicyclopentadiene. In such instances, the tackifying resin preferably has greater than 80 wt-% of its total unit derived from

5 dicyclopentadiene, more preferably greater than about 85% and most preferably greater than about 90 wt-%. One preferable resin is Escorez® 5340, a DCPD based hydrocarbon tackifying resin having a T_g at onset of greater than about 75°C, available from the Exxon Chemical Co. in Houston, TX. Another preferable resin is also DCPD based but has a T_g of greater than about 80°C and is available from Exxon Chemical Co. under the tradename

10 of ECR-158.

In a preferred embodiment, 20 wt-% of an interpolymers of ethylene, 20 wt-% of a block copolymer, about 40 wt-% of a tackifying resin and about 20 wt-% of a synthetic high melting point wax is used. The peel values obtained in this case are far superior being greater than about 75°C. These are extremely high peel values compared to standard hot

15 melt adhesives that have been commercially available to date. It appears to be advantageous to minimize the resin concentration.

Homogeneous ethylene/ α -olefin interpolymers are homogeneous linear or substantially linear interpolymers of ethylene and at least one C_3 to C_{20} α -olefin. Homogeneous ethylene/ α -olefin interpolymers are prepared using metallocene or

20 constrained geometry catalysts. The interpolymers are further characterized as having a polydispersity of less than about 2.5 and densities of less than about 0.915. Preferably, the interpolymers have a relatively low density, ranging from about 0.855 g/cm³ to about 0.885 g/cm³. Useful comonomers include butene (1-butene), hexene (1-hexene), isobutylene, 4-methyl-1-pentene, 1-octene, propene and styrene and mixtures thereof. Specific examples

25 of homogeneous linear interpolymers include Exact® 5008, an ethylene-butene copolymer, Exxpol® SLP-0394, an ethylene-propylene copolymer and Exact® 3031, and ethylene-hexene copolymer all available from Exxon Chemical Company, whereas substantially linear ethylene interpolymers are available under the tradenames of Affinity®, Insight® and Engage® from Dow Chemical Company in Midland, MI including ethylene-1-octene

30 copolymers.

Waxes are useful in any combination from 0% by weight to about 40% by weight of the hot melt composition, preferably from about 15% by weight to about 35% by weight and most preferably from about 20% by weight to about 30% by weight of the hot melt composition. At higher wax levels, bondability of the adhesive system may be affected. At lower levels, the adhesive may set too slowly or heat resistance may adversely be affected. In a preferred embodiment, all synthetic high melting point wax is utilized. When the thermoplastic polymer is an ethylene copolymer, it is preferable to use from about 10% by weight to about 30% by weight of the composition. When the thermoplastic polymer is a homopolymer or copolymer of propylene it may be preferable to use less wax, for example, less than about 10 wt-%, or no wax at all, as it changes the compatibility of the system. Compatibility refers generally to a lack of phase separation in the system. A system that is not completely compatible may be cloudy, showing some phase separation and has a different rheology. Preferably, synthetic high melting point waxes, paraffin waxes and/or microcrystalline waxes are employed.

The synthetic high melting point waxes include high density, low molecular weight polyethylene waxes and Fischer-Tropsch waxes that are made by the Fischer-Tropsch process. Many of the polyethylene waxes are produced as a by-product of the steamcracking process used in the petroleum industry to obtain such things as ethylene and propene. These waxes typically have a weight average molecular weight of less than about 2500 grams/mole and preferably less than about 1500 g/mole although these numbers may be higher or lower. The melting points are generally greater than about 90°C and even more commonly greater than about 100°C. Examples of useful synthetic high melting point waxes include Bareco® PX-100, a Fischer-Tropsch Wax produced by Shell, Malaysia; Polywax® 1000, 2000 and 3000, low molecular weight, high density polyethylene waxes available from Petrolite Corp. in Tulsa, OK; Escomer® H-101, a modified polyethylene wax available from Exxon Chemical Co. in Houston, TX; Marcus® 100, 200 and 300, high density, low molecular weight polyethylene produced as a by-product of steamcracking of petroleum available from Marcus Chemical Co., a division of H.R.D. Corp. in Houston, TX; Paraflint® HL, H-1, H-4 and H-8, Fischer-Tropsch waxes available from Sasol-SA/Moore & Munger Marketing in Shelton, CT; and C-80, a lower

melting point synthetic wax produced by the Fischer-Tropsch process (i.e., melting point of about 80°C) available from Sasol-SA/Moore & Munger.

The paraffin waxes useful herein are those having a Ring & Ball softening point of about 55°C to about 85°C, and preferably those having a melting point of about 70°C.

- 5 Examples of these waxes include Okerin® 236TP available from Astor Wax Corp. in Doraville, GA; Penreco® 4913 from Pennzoil Product Co. in Houston, TX; R-7152 Paraffin Wax from Moore & Munger and Paraffin Wax 1297 from International Waxes LTD in Ontario, CAN. The microcrystalline waxes useful herein are those having about 50% by weight or more cyclo or branched alkanes with a length of between about 30 and
- 10 100 carbons. They are generally less crystalline than paraffin and polyethylene waxes due to the branching and have melting points of greater than about 70°C. Examples include Victory® Amber Wax, a 70°C melting point wax available from Petrolite Corp.; Bareco® EX-796 Amber Wax, a 70°C melting point wax from Bareco in Chicago, IL; Okerin® 177, an 80°C melting point wax available from Astor Wax Corp.; Be Square® 195 Amber Wax,
- 15 a 90°C melting point wax from Industrial Raw Materials in Smethport, PA and Petrowax® 9508 Light, a 90°C melting point wax from Petrowax PA, Inc. in New York, NY.

- In addition to the essential high Tg tackifying resin, optionally, other tackifying resins may be utilized in the present invention. In such instances, the high Tg resin is typically present at a concentration of at least 20 wt-% of the adhesive composition. Useful
- 20 tackifying resins include terpenes and modified terpenes (i.e., styrenated terpenes); rosins and rosin esters; aliphatic, cycloaliphatic and aromatic hydrocarbons; and mixtures thereof. Hydrocarbon resins may have any mixture of aliphatic, cycloaliphatic and aromatic character or they may be purely aliphatic or purely aromatic. There are many different levels of hydrogenation, also referred to as the level of saturation which generally refers to
- 25 how many double bonds have been reduced to single bonds by hydrogenation, for each type of resin produced. Hydrogenation generally lightens the color of the resin but also increases the cost. The level of hydrogenation of a tackifying resin, as discussed above, is generally measured by bromine number.

- Commercial examples include Escorez 5615, a hydrogenated aromatic modified
- 30 hydrocarbon resin having a softening point of 115°C from Exxon Chemical Company (Houston, TX); Eastotac H-100 and H-130 (Tg of about 65°C) a 100°C and 130°C,

respectively, softening point cycloaliphatic hydrocarbon resins from Eastman Chemical Co. (Kingsport, TN) and Escorez 5380, a hydrogenated hydrocarbon resin having a softening point of 80°C from Exxon Chemical Company (Houston, TX).

For tackifying resins having glass transition temperatures of less than about 25°C, it is preferable to utilize concentrations of equal to or less than the concentration of the tackifying resins of the present invention which have the very high T_g 's.

Optionally, an oil or plasticizer may be utilized in the present invention provided that it does not adversely affect the heat resistance. These include paraffinic and naphthenic process oils, mineral oils, liquid elastomers including polybutenes and polyisobutylenes, liquid benzoate plasticizers and solid benzoate plasticizers to mention only a few.

The solid benzoate plasticizers have been found to further enhance heat resistance, cold temperature flexibility and adhesion in some systems. These solid plasticizers are useful from about 0 wt-% to about 40 wt-%. In some systems it may be preferable to utilize the solid plasticizer from about 10 wt-% to about 30 wt-%.

A stabilizer or antioxidant is also preferably used in hot melt adhesives. These compounds are added to protect the adhesive from degradation caused by reaction with oxygen induced by such things as heat, light or residual catalyst from the raw materials such as the tackifying resin. Such antioxidants are commercially available from Ciba-Geigy in Hawthorne, NY and include Irganox® 565, 1010 and 1076 that are hindered phenols. These are primary antioxidants that act as radical scavengers and may be used alone or in combination with other antioxidants such as phosphite antioxidants like Irgafos® 168 available from Ciba-Geigy. Phosphite antioxidants are considered to be secondary antioxidants and are generally not used alone. These are primarily used as peroxide decomposers. Other available antioxidants are Cyanox® LTDP available from Cytec Industries in Stamford, CT, and Ethanox® 1330 available from Albemarle Corp. in Baton Rouge, LA. Many such antioxidants are available either to be used alone or in combination with other such antioxidants. These compounds are added to the hot melts in small amounts and have no effect on other physical properties.

Other compounds that could be added that do not affect physical properties are pigments which add color, fluorescing agents, UV absorbers and odor masks. Of particular

importance to the adhesives of the present invention are pigments including titanium dioxide that adds whiteness to a product. This can be important to the aesthetics of a finished article. Additives like these are generally added in small amounts of less than 5% by weight of the composition, more typically even less than about 2% by weight of the composition and are known to those skilled in the art.

The compositions of the present invention are also useful as flame retardant adhesives upon the addition of inorganic flame retardant fillers such as hydrated inorganic compounds or halogenated compounds. These compounds are added in much higher concentrations, as high as 40% or 50% by weight, than when using inorganic fillers for color such as titanium dioxide for whiteness. The compositions of the present invention are useful as flame retardant adhesives due to the high heat resistance.

These adhesives can be prepared using either high shear sigma blade mixers, extruders or upright mixers. Temperatures are generally kept between about 150°C and about 190°C.

These adhesives can be applied using any standard hot melt application techniques including contact and non-contact methods. Such application methods include extrusion, wheel application, roll coating, gravure coating, slot die coating, fiberization, spiral spray, filament and so forth.

The resultant compositions have peel values of greater than about 60°C (about 140°F), preferably greater than about 63°C (about 145°F), more preferably greater than about 65°C (about 150°F), even more preferably greater than about 67°C (about 153°F), even more preferably greater than about 68°C (about 155°F), even more preferably greater than about 70°C (about 158°F), even more preferably greater than about 73°C (about 163°F) and most preferably greater than about 75°C (about 167°F). If the composition comprises a homopolymer or copolymer of propylene, or a rubbery block copolymer including blends of polymers with rubbery block copolymers, the peel values obtained have been found to be higher. Peel values in these instances are greater than about 67°C, more preferably greater than about 68°C, even more preferably greater than about 70°C, even more preferably greater than about 73°C and most preferably greater than about 75°C.

The viscosities are preferably less than about 10,000 cPs at about 175°C, more preferably less than about 5000 cPs, even more preferably less than about 3500 cPs and

most preferably less than about 2000 cPs at about 175°C. If the application is for structural types of applications, including wood working, construction, automotive, durable goods, insulation and so forth, the viscosities may be substantially higher, even greater than about 20,000 cPs and still even greater than about 50,000 cPs. If the application is for

5 bookbinding, for instance, preferably the viscosity is optimally about 4000 cPs to about 10,000 cPs. For packaging applications, the viscosities are preferably less than about 2000 cPs, more preferably less than about 1500 cPs and most preferably less than about 1000 cPs at about 177°C. For low melting point applications, the application temperature is lower at less than about 150°C and more preferably less than about 135°C. In these instances, the

10 viscosity will be adjusted downward accordingly. Further, the cloud points may be as low as about 110°C - 125°C.

The cold temperature resistance and flexibility of these systems is found to be superior to more conventional compositions. Cold crack values may be measured to determine cold temperature resistance as well as bonding results at the cold temperatures.

15 Preferably, the adhesives will have good bonding down to about -40°C and preferably excellent bonding down to temperatures as low as about -40°C. Cold crack values are preferably less than about 0°C.

The adhesive compositions are useful for a wide variety of applications including case and carton sealing, tray forming, heat sealing applications, carpet sealing, heat sealing

20 and bag end sealing, insulation, bonding filter media, insulation bonding, durable goods manufacturing including shoes and other athletic gear, wood working, construction, automotive applications and so forth. The compositions are also ideally suited for all types of bookbinding applications including one shot and two shot perfect binding,

The following non-limiting examples further illustrate the compositions of the

25 present invention.

EXAMPLES

The adhesives were prepared using an upright or lightening mixer. The tackifying resin and wax are generally melted first and the thermoplastic polymer is then added to the

30 tackifier/wax blend and mixed until smooth. The temperature for melting and mixing is

held from about 300°C to about 375°C. Antioxidant, or any other additive, may be added in the tackifier/wax blend, after polymer addition or some at each stage.

Test Methods

5

1. Melt Viscosities

The melt viscosities of the hot melt adhesives were determined on a Brookfield Thermosel Viscometer Model LVDV 2+ using a number 21 spindle. The temperature utilized was about 150°C (about 300°F).

10

2. Peel and Shear

Peel and shear values were determined by placing samples in a programmed oven with 100g weights used for the peel mode and 500g weights used for the shear mode, and ramping the temperature up from 25°C to 100°C at 25°C/hour. The oven automatically recorded the temperature at which the samples failed. Each sample was coated onto kraft paper by hand using glass rods or shims. The resultant coating is a one inch (2.5 cm) wide band that is about 8-10 mils (about 0.2 - 0.25 mm) or about .008 to about .010 inches (about .02 to about .03 cm) thick. Four to five bonds were made for the peel mode and four to five bonds were made for the shear mode and the results were averaged.

15

20

3. Bonding Tests

Adhesive bonds were made on various substrates using an application temperature of about 150°C, an open time of 1 second, a set time of 1 second, and a bead size of 1/16 inch (0.16 cm) for the chipboard type substrates and 1/8 inch (0.32 cm) for the corrugated substrates. The resulting bonds were then conditioned for at least 24 hours at the different test temperatures, and then separated by hand and the amount of fiber tear was determined. A minimum of three samples were tested for each adhesive at each of the different temperatures and the adhesives were then rated using a system of poor, good or excellent. Poor bonds were those where a small amount or no fiber tear

25

30

was observed, good bonds showed roughly half or more fiber tear and excellent bonds showed greater than about 75% to full fiber tear.

4. Cold Crack

- 5 Prepare several 1 inch by 3 inch (2.5 cm by 7.6 cm) adhesive films free of air bubbles that are 20-30 mils (0.5 - 0.7 mm) in thickness. Place three films individually over the v-shaped base of a cold crack apparatus that consists of a stand with an interlocking pressure bar. The stand is 3 inches (7.6 cm) by 0.75 inch (1.9 cm) wide and 12 inches (30 cm) long. A 90° angle is cut squarely ½ inch (1.3 cm) deep into the top surface.
- 10 Place the pressure bar, which is also cut at a 90° angle, into the gap of the stand. This test is repeated lowering the temperature at 5°F (15°C) increments with a new film sample for each temperature until the film cracks. The recorded "Cold Crack" is an average of at least 2 samples.

15 5. Ultimate Tensile & Elongation, Yield Point and Young's Modulus

- Tensile and elongation, Young's Modulus and Yield Point are determined using ASTM D-638. The die used is an ASTM D-638 Type 4 die. A one inch gauge with a video extensometer is used to monitor elongation. Strain rate is between about 20 inches/minute (about 51 cm/min) and about 25 inches/minute (about 64 cm/min) (20.5 inches/minute (52.1 cm/min) for these examples). Prepare a 20-30 mil (0.5 - 0.7 mm) thick adhesive film free of air bubbles on a polytetrafluoroethylene or aluminum sheet. Cut 7 dogbones lengthwise from the film measuring the thickness at the gauge section. Condition the samples for at least 24 hours at 21°C and 23 to 50 percent relative humidity. Place each sample in the jaws of an Instron tensile tester or equivalent with a load cell capable of measuring up to about 2000-2500 psi. Elongate samples at a 10 inches/minute (25.4 cm/min) crosshead speed until break. Record the "Ultimate Tensile" at yield by dividing the maximum force by the cross-section area of the sample and "percent Elongation" by dividing the displacement at break by the sample length and multiply by 100. The resistance to tensile deformation is generally measured as small strains. The "Ultimate Tensile" and "percent Elongation" are an average of at
- 20
- 25
- 30

least five samples. Young's modulus is a method of ranking the relative flexibility of adhesive films.

6. Glass Transition Temperature, T_g : Differential Scanning Calorimetry

5 The instrument utilized is a Perkin-Elmer DSC-7 Robot with Software. Guidance may be obtained from ASTM D-3418-83: Transition Temperatures of Polymers by Thermal Analysis. The glass transition temperature is determined by differential scanning calorimetry. Sample size is from about 10 to about 15 mg. The sample size utilized here was more precisely from about 12 mg to about 13.5 mg. The samples were
10 conditioned at 140°C for 5 minutes, quench cooled to -65°C, then heated to 140°C at a rate of 20°C/minute. The samples exhibited two glass transition temperatures. It is the onset temperature that is reported herein.

7. Mettler Ring and Ball Softening Point

15 ASTM Method D-3461.

8. Set Temperature and Open Temperature

The gradient bar method was used to determine open/waxy and waxy/set temperatures. The gradient bar is set and equilibrated for 1 hour. A molten line of adhesive which is approximately 1/4 inch wide (0.6 cm) was poured down the center of the gradient bar.
20 A strip of Kraft paper which is approximately 2 inches by 14 inches (5 cm x 35.6 cm) was placed on top of the adhesive line and a 4.5 pound (2.0 kg) PSA roller was passed over the top of the Kraft paper twice in order to assure that the system is sufficiently wet out. This laminate is then allowed to dwell for 3 minutes at which time the Kraft
25 paper is peeled starting from the hottest end of the gradient bar and pulling slowly to the coolest end. Transition temperatures are determined using a digital thermometer (pyrometer) which has a surface probe. Temperatures are recorded on the metal surface of the gradient bar. The set/waxy temperature is the point at which the tear line for the paper crosses the entire adhesive line. Once the set temperature has been determined,
30 the open/waxy temperature may be determined. After the 2 inch by 14 inch (5 cm x 35.6 cm) of Kraft paper has been torn from the adhesive line, 1/8 inch to 1/4 inch by 2

inch strips of paper (0.3 cm to 0.6 cm x 5 cm) were placed down on the gradient bar over the open/waxy region. The paper strips were then removed from the low temperature end until a piece with adhesive wetting out the paper was found, designating the open/waxy transition temperature.

5

9. Cloud Point

This procedure is utilized to measure the compatibility of molten blends. A test tube of approximately 25 x 150 mm (Pyrex) is filled approximately $\frac{3}{4}$ full of molten hot melt at a temperature of 176.7°C (350°F). The sample is carefully mixed with the thermometer to introduce as little air as possible. The temperature at which markings on the thermometer, when pressed against the opposite wall of the test tube, are no longer visible is recorded.

10

Example 1

This example illustrates a composition useful for packaging applications. A sample was prepared using a blend of 20% by weight Bareco® PX-100 Fischer Tropsch Wax, 40% ECR-158, a substantially aliphatic hydrocarbon resin having most of its total unit weight derived from DCPD, a glass transition temperature of about 81°C onset temperature and molecular weight M_z of about 2200 g/mole, M_N of about 800 g/mole and M_w of about 500 g/mole, 40% by weight of an ethylene vinyl acetate copolymer having 28% vinyl acetate by weight of the copolymer and a melt index of about 400 g/10 minutes and 0.3% Irganox® 1010 antioxidant available from Ciba-Geigy. The samples were prepared as described above. The resultant mixture exhibited programmed 100g oven peels of about 69°C (156°F) and a water white color.

20

25

Example 2

A hot melt adhesive composition was prepared utilizing a blend of 30 wt-% ECR-158, a hydrocarbon resin available from Exxon Chemical Co., 30 wt-% of a synthetic high melting point wax having a melting point of greater than about 100°C and 40% of an ethylene vinyl acetate copolymer having a melt index of 400 g/10 minutes and a vinyl

30

acetate content of 28%. The resultant composition exhibited 100g oven peels of 60°C, a viscosity of 1070 cPs and corrugated bonds at about 17.7°C (0°F) having about 80% fiber tear.

5 Examples 3 and 4

Example 3 was prepared using a blend of 40% by weight of an ethylene vinyl acetate copolymer with a vinyl acetate content of 28% and a melt index of 400 g/10 minutes, 14.7% by weight of Escorez 5615 hydrocarbon resin, 14.8% by weight ECR 158 hydrocarbon resin (high T_g) and 29.8% by weight Bareco C-4040 synthetic high melting point wax and 0.7% of a hindered phenolic antioxidant. The following physical properties were exhibited.

Example 4 was prepared using a blend of 45% by weight of an EVA with 28% vinyl acetate and a melt index of 800 g/10 minutes, 34.7% ECR 158, 19.8% Bareco C-4040 and 0.7% hindered phenolic antioxidant.

Table I

Physical Properties	Example 3	Example 4
Viscosity @ 176.7°C (350°F)	990	1010
Mettler R & B Soft. Point (°C)	105	118
100 g Peels (°C)	67	68
500 g Shears (°C)	94	92
Cloud Point (°C)	38	37
Open Temperature (°C)	91	89
Set Temperature (°C)	69.5	72
Specific Gravity	0.965	0.968

Example 5

This example illustrates a composition useful for bookbinding. A sample was prepared by blending a sample of 20% by weight of an interpolymer of ethylene/1-octene having a melt index of 1000 g/10 minutes and a density of 0.87 g/cm³ available from the Dow Chemical Co. in Freeport, TX; 20% by weight Kraton® G 1730, a styrene-ethylene/propylene-styrene-ethylene/propylene block copolymer available from Shell Chemical Co. in Houston, TX; 39.5% by weight ECR-158 hydrocarbon resin from Exxon Chemical Co., a molecular weight, M_z , of about 2200 g/mole, M_N of about 500 g/mole and M_w of about 800 g/mole relative to polystyrene standards; 20% by weight Bareco® PX-100, a high melting point synthetic resin and 0.5% by weight Irganox® 1076 hindered phenolic antioxidant. The following data was obtained:

Table II

Physical Properties	Example 5
Viscosity @ ~ 177°C (cPs)	4,465
Programmed 100 g oven peel (°C)	77
Cold Crack (°C)	-1
Ambient range (100g peel-cold crack) (°C)	61
Ultimate Tensile (psi)	1,021 (~72 kg/cm ²)
Yield Point (psi)	310 (~22 kg/cm ²)
Elongation at Break (%)	690

Examples 6-7 and Comparative Examples A-E

Table III

Ingredients	Ex 6	Comp A	Comp B	Ex 7	Comp C	Comp D	Comp E
Rextac® RT 2180	70	70	70	-	-	-	-
Rextac® RT 2280	-	-	-	70	70	70	70
Benzoflex® 352	10	10	10	10	10	10	10
ECR-158 resin ($T_g = 81^\circ\text{C}$)	20	-	-	20	-	-	-
Eastotac® H-130 Resin ($T_g = 65^\circ\text{C}$)	-	20	-	-	20	-	-
Eastotac® H-100 Resin ($T_g = 30^\circ\text{C}$)	-	-	20	-	-	20	-
Escorez® 5615 Resin ($T_g = 59^\circ\text{C}$)	-	-	-	-	-	-	20
100 g Peels ($^\circ\text{C}$)	81	66	58	87	57	52	32

All of the resins listed in the table are substantially aliphatic hydrocarbon resin.

- 5 They are all derived at least in part from DCPD. Table III illustrates the use of a dicyclopentadiene based tackifying resin having a high T_g that improves a hot melt adhesive based on homopolymers and copolymers of propylene. RT 2180 is a 157°C softening point, 8000 mpas viscosity propylene homopolymer; whereas RT 2280 is a 146°C softening point, 8000 mpas viscosity low ethylene-propylene copolymer. Eastotac®
- 10 H-100 and H-130 and Escorez® 5615 were used for comparative purposes to illustrate that aliphatic resins (i.e., DCPD) having low T_g 's did not find utility to the present invention.

Examples 8-10 and Comparative Examples F-G

Table IV

Ingredients	Ex 8	Comp F	Ex 9	Ex 10	Comp G
Rextac® RT 2280	80	80	-	-	-
Rextac® RT 2180	-	-	60	60	60
Benzoflex® 352 Solid plasticizer	10	10	10	10	10
ECR-158 resin ($T_g = 81^\circ\text{C}$)	10	-	-	30	-
Regalite® T 140 Resin ($T_g = 68^\circ\text{C}$)	-	-	30		
Eastotac® H-130 Resin ($T_g = 65^\circ\text{C}$)	-	10		-	30
100 g Peels ($^\circ\text{C}$)	77	62	68	76	60

- 5 Table IV also illustrates the use of the DCPD based resins having a high T_g in improving the peel values of hot melt adhesives based on homopolymers and copolymers of propylene. Eastotac® H-130 was used for comparative purposes. The peel values produced with this resin were substantially lower in these APAO based systems than the same compositions using other tackifying resins.

Examples 11-13 and Comparative Examples H-I

Table V

Ingredients	Ex 11	Ex 12	Comp H	Comp I	Ex 13
Bareco® PX-100 F/T Synth Wax	20	20	20	20	20
ECR-158 resin ($T_g = 81^\circ\text{C}$)	40	26.7	13.3	-	-
Escorez® 5380 Resin ($T_g = 23^\circ\text{C}$)	-	13.3	26.7	40	-
EVA (400 MI/28 wt-% vinyl acetate)	40	40	40	40	40
Regalite® T-140 ($T_g = 68^\circ\text{C}$)	-	-	-	-	40
100 g Peels $^\circ\text{C}$	69	64	54	50	66

- 5 Table V illustrates the use of DCPD based resins having a high T_g for use in hot melt adhesives based on ethylene copolymers, such as ethylene vinyl acetate. These peel values obtained with the EVA based systems were typically all lower than those based on the homopolymers and copolymers of propylene. Table V also illustrates that as the amount of a very low T_g DCPD tackifying resins increases, the peel values decrease until
- 10 the composition no longer has acceptable peel values (Comparative Ex I). As the amount of the high T_g substantially aliphatic DCPD resin drops to 0 wt-%, the 100g peel values fall even further to 50°C .

Example 13 is a further illustration of a substantially aliphatic DCPD resin that produces high peel values.

Examples 14-15**Table VI**

Ingredients	Example 14	Example 15
Bareco® PX 100 Wax	20	20
Polymer A	40	40
ECR-158 ($T_g = 81^\circ\text{C}$)	40	-
Regalite® T-140 ($T_g = 68$)	-	40
100g Peels ($^\circ\text{C}$)	64	62

5

Bonding Tests For Examples 14-15 (Table VII)**Table VII**

Bonding Tests	Example 14	Example 15
@ -40°C (-40°F)	Excellent	Excellent
@ -29°C (-20°F)	Excellent	Excellent
@ -18°C (0°F)	Excellent	Excellent
@ 4.5°C (40°F)	Excellent	Excellent
@ 23°C (73°F)	Excellent	Excellent
@ 49°C (120°F)	Excellent	Excellent
@ 60°C (140°F)	Good	Excellent

Examples 14 and 15 illustrate the use of DCPD resins having high T_g 's with homogeneous ethylene α /olefin interpolymers. Polymer A is a .870 g/cm³ density, 500 MI substantially linear ethylene-octene copolymer. (The Dow Chemical Company)

15

The following experimental design was conducted with the ranges of ingredients found in the following table.

Table VIII

Ingredient	Range (wt-%)
Escorez® 5600	0-35
DCPD based hydrocarbon resin ($T_g = 47^\circ$)	
Nirez® V-2040	0-35
Terpene phenolic resin	
ECR 158	0-35
DCPD based hydrocarbon resin ($T_g = 81^\circ$)	
EVA (28% vinyl acetate and MI =800 g/10 minutes)	45
Bareco C-4040	20
synthetic high melting wax	

The samples were prepared in a conventional manner utilizing an upright mixer at a temperature of about 150°C -175°C. Tackifying resin and wax were premelted in a forced air oven set to a temperature of about 175°C. The samples were mixed until they were smooth and homogeneous.

Samples were prepared according to the experimental design generated by computer and a contour plot as in Figure 1 was generated.

Figure 1 illustrates the effect on the peel value of each of the three tackifying resins while holding everything else, polymer and wax, constant.

Samples having high amounts up to 100% of the hydrocarbon resin having a T_g of 47°C produced the hot melt compositions with the lowest peel values. The terpene phenolic tackifying resin produced peel values as high as the hydrocarbon resin having a high T_g but the samples were very brittle and had high cloud points indicating incompatibility. Blends having ECR 158 exhibited high peel values when mixed with one or both of the other resins.

This design illustrates the exceptional heat resistance obtained with the compositions of the present invention while maintaining flexibility.

Claims:

1. An improved hot melt adhesive composition, comprising:
 - a) about 10% by weight to about 50% by weight of at least one substantially aliphatic tackifying resin having a glass transition temperature of greater than 65°C; and
 - b) about 20% by weight to about 60% by weight of at least one thermoplastic polymer; and
 - c) 0% by weight to about 40% by weight of at least one wax;
 wherein said total tackifying resin concentration does not exceed said polymer concentration by percent weight of said adhesive composition.
2. The adhesive composition of Claim 1 wherein said thermoplastic polymer is selected from the group consisting of copolymers and terpolymers of ethylene; amorphous polyalphaolefins; rubbery block copolymers; homogeneous ethylene/ α -olefin interpolymers and mixtures thereof.
3. The adhesive of Claim 1 wherein said composition comprises from about 15% by weight to about 40% by weight of said tackifying resin.
4. The adhesive of Claim 1 wherein said tackifying resin has a melting point of greater than about 135°C.
5. The adhesive of Claim 1 wherein said tackifying resin has a T_g of greater than about 68°C (about 155°F) at onset.
6. The adhesive of Claim 1 wherein said tackifying resin has a T_g of greater than about 70°C at onset.
7. The adhesive of Claim 1 wherein the tackifying resin has a Gardner Color of less than 3.

8. The adhesive of Claim 1 wherein the tackifying resin has a Gardner Color of from about 1 to about 2.
- 5 9. The adhesive of Claim 1 wherein said tackifying resin has a bromine value of less than about 5.
10. The adhesive of Claim 1 wherein the tackifying resin has less than about 10% by weight aromatics.
- 10 11. The adhesive of Claim 1 wherein the tackifying resin has less than about 5% by weight aromatics.
12. The adhesive of Claim 1 comprising from about 10% by weight to about 40% by weight of at least one wax.
- 15 13. The adhesive of Claim 1 wherein the wax is selected from the group consisting of synthetic waxes having a melting point of greater than about 80°C, microcrystalline waxes and paraffin waxes.
- 20 14. The adhesive of Claim 1 wherein at least one thermoplastic polymer is a copolymer of ethylene wherein said copolymer is selected from the group consisting of vinyl acetate, *n*-butyl acrylate, methyl acrylate, vinyl esters and mixtures thereof.
- 25 15. The adhesive of Claim 12 wherein said peel value is greater than about 140°F (about 60°C).
16. The adhesive of Claim 1 wherein said peel value is greater than about 65°C.
- 30 17. The adhesive of Claim 2 wherein said thermoplastic polymer is a homogenous ethylene/ α -olefin interpolymers.

18. The adhesive of Claim 17 further comprising a block copolymer.
19. The adhesive of Claim 18 wherein the peel values are greater than about 70°C.
- 5 20. An improved hot melt adhesive composition, comprising:
 - a) about 10% by weight to about 50% by weight of at least one tackifying resin having a glass transition temperature of 65°C or higher, said tackifying resin derived, at least in part, from dicyclopentadiene;
 - 10 b) about 20% by weight to about 60% by weight of at least one thermoplastic polymer selected from the group consisting of copolymers and terpolymers of ethylene; amorphous polyalphaolefins, homogenous ethylene/ α -olefin interpolymers, rubbery block copolymers, and mixtures thereof; and
 - c) 0% by weight to about 40% by weight of at least one wax;

15 wherein said total tackifying resin concentration does not exceed said polymer concentration by percent weight of said adhesive composition.
21. The composition of Claim 20 wherein said composition comprises from about 10% by weight to about 45% by weight of said tackifying resin.
- 20 22. A hot melt adhesive comprising:
 - a) from about 10% by weight to about 80% by weight of at least one hydrocarbon tackifying resin derived, at least in part, from dicyclopentadiene and having a T_g of greater than about 65°C; and
 - 25 b) from about 10% by weight to about 80% by weight of at least one polymer selected from the group consisting of amorphous polyalphaolefins, rubbery block copolymers and mixtures thereof.
23. The adhesive of Claim 22 wherein said tackifying resin has a T_g of greater than about 68°C (about 155°F).
- 30

24. The adhesive of Claim 22 wherein greater than about 80 wt-% of the total resin unit is derived from dicyclopentadiene.

25. The adhesive of Claim 22 wherein the tackifying resin is hydrogenated.

5

26. The adhesive of Claim 22 further comprising up to about 40% by weight of a solid benzoate plasticizer.

27. The adhesive of Claim 22 wherein the peel values are greater than about 70°C.

10

28. A hot melt adhesive comprising:

- a) from about 10% by weight to about 80% by weight of at least one aliphatic tackifying resin having a T_g of greater than 65°C; and
- b) from about 10% by weight to about 80% by weight of at least one polymer selected from the group consisting of amorphous polyalphaolefins, rubbery block copolymers and mixtures thereof.

15

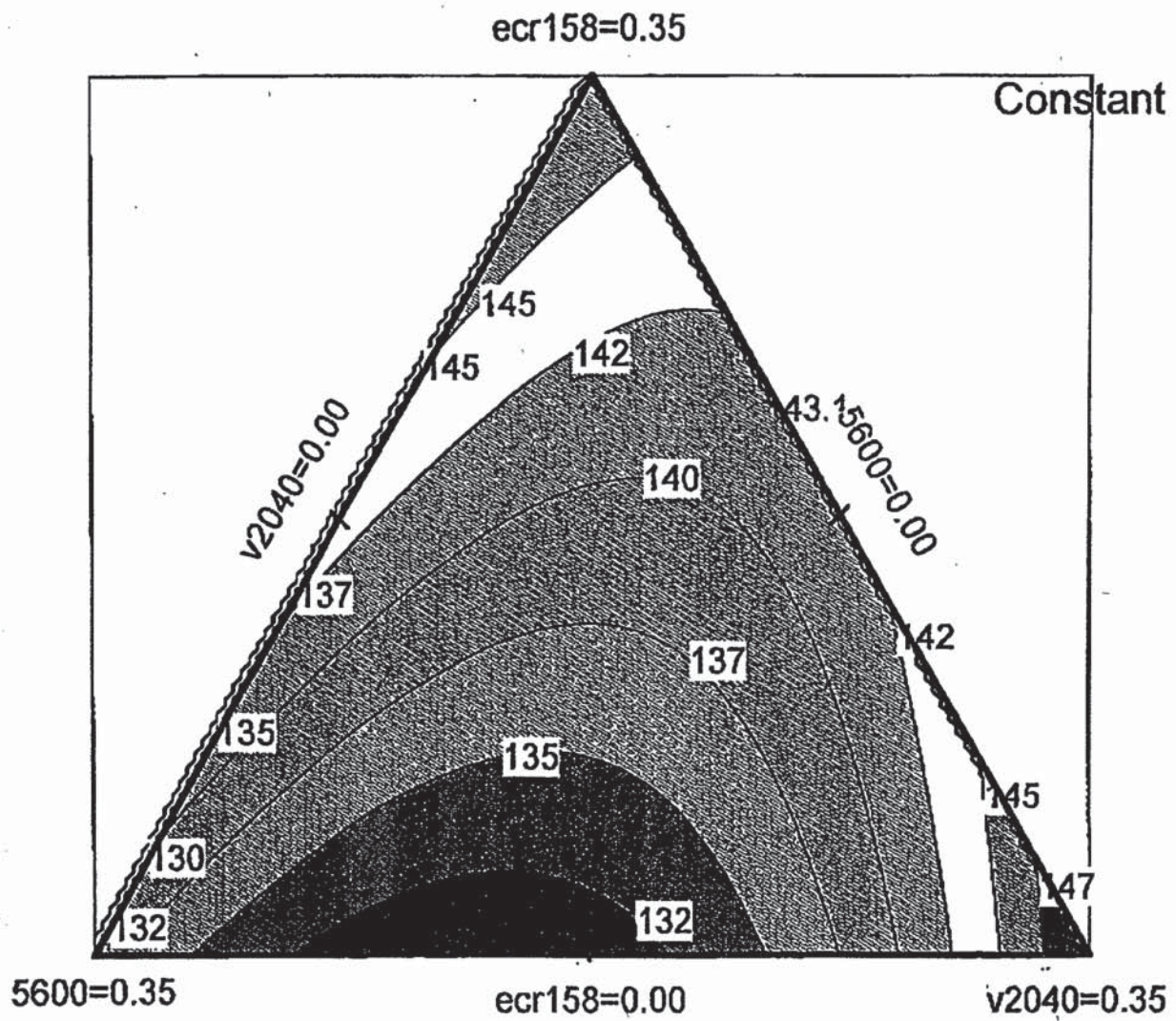
29. The adhesive composition of Claim 1 wherein the thermoplastic polymer is present in an amount ranging from about 20% by weight to about 50% by weight.

Abstract

This invention relates to an improved hot melt adhesive comprising a tackifying resin wherein the resin is substantially aliphatic and has a glass transition temperature of
5 greater than 65°C and a thermoplastic polymer.

60240-4450626

FIGURE 1



Docket No.
EI-084-US-02

Declaration and Power of Attorney For Patent Application

English Language Declaration

As a below named inventor, I hereby declare that:

My residence, post office address and citizenship are as stated below next to my name,

I believe I am the original, first and sole inventor (if only one name is listed below) or an original, first and joint inventor (if plural names are listed below) of the subject matter which is claimed and for which a patent is sought on the invention entitled

IMPROVED HOT MELTS UTILIZING A HIGH GLASS TRANSITION TEMPERATURE SUBSTANTIALLY ALIPHATIC TACKIFYING RESIN

the specification of which

(check one)

☒ is attached hereto.

☐ was filed on _____ as United States Application No. or PCT International Application Number _____ and was amended on _____ (if applicable)

I hereby state that I have reviewed and understand the contents of the above identified specification, including the claims, as amended by any amendment referred to above.

I acknowledge the duty to disclose to the United States Patent and Trademark Office all information known to me to be material to patentability as defined in Title 37, Code of Federal Regulations, Section 1.56.

I hereby claim foreign priority benefits under Title 35, United States Code, Section 119(a)-(d) or Section 365(b) of any foreign application(s) for patent or inventor's certificate, or Section 365(a) of any PCT International application which designated at least one country other than the United States, listed below and have also identified below, by checking the box, any foreign application for patent or inventor's certificate or PCT International application having a filing date before that of the application on which priority is claimed.

Prior Foreign Application(s)

Priority Not Claimed

(Number)

(Country)

(Day/Month/Year Filed)

☐

(Number)

(Country)

(Day/Month/Year Filed)

☐

(Number)

(Country)

(Day/Month/Year Filed)

☐

60/091,231	6-30-98
(Application Serial No.)	(Filing Date)
60/091,231	6-30-98
(Application Serial No.)	(Filing Date)
60/091,231	6-30-98
(Application Serial No.)	(Filing Date)

(Application Serial No.)	(Filing Date)	(Status) (patented, pending, abandoned)
(Application Serial No.)	(Filing Date)	(Status) (patented, pending, abandoned)
(Application Serial No.)	(Filing Date)	(Status) (patented, pending, abandoned)

I hereby declare that all statements made herein of my own knowledge are true and that all statements made on information and belief are believed to be true; and further that these statements were made with the knowledge that willful false statements and the like so made are punishable by fine or imprisonment, or both, under Section 1001 of Title 18 of the United States Code and that such willful false statements may jeopardize the validity of the application or any patent issued thereon.

POWER OF ATTORNEY: As a named inventor, I hereby appoint the following attorney(s) and/or agent(s) to prosecute this application and transact all business in the Patent and Trademark Office connected therewith. *(list name and registration number)*

Nancy N. Quan, Reg. # 36,248


Lisa L. Ryan, Reg. # 43,071


Carmen Pili Curtis, Reg. # 34,981

Carolyn A. Fischer, Reg. # 39,091

Send Correspondence to: **H.B. Fuller Company**
Patent Department
1200 Willow Lake Boulevard, P.O. Box 64683
St. Paul, Minnesota 55164-0683

Direct Telephone Calls to: *(name and telephone number)*
Carolyn A. Fischer (651) 236-5304

Full name of sole or first inventor Thomas H. Quinn	
Sole or first inventor's signature 	Date 4-26-99
Residence 950 Fairmount Avenue	
Citizenship U.S.A.	
Post Office Address St. Paul, Minnesota 55105	

Full name of second inventor, if any Steven W. Albrecht	
Second inventor's signature 	Date 4/26/99
Residence 7551 North Shore Circle	
Citizenship U.S.A.	
Post Office Address Forest Lake, Minnesota 55025	

EXPRESS MAIL

Full name of third inventor, if any Beth M. Eichler-Johnson	
Third inventor's signature <i>Beth M. Eichler-Johnson</i>	Date <i>4/26/99</i>
Residence 520 Marshall Avenue	
Citizenship U.S.A.	
Post Office Address St. Paul, Minnesota 55012	

Full name of fourth inventor, if any David B. Malcolm	
Fourth inventor's signature <i>David B. Malcolm</i>	Date <i>4/27/99</i>
Residence 2190 German Street	
Citizenship U.S.A.	
Post Office Address Maplewood, Minnesota 55109	

Full name of fifth inventor, if any LISA L. RYAN	
Fifth inventor's signature	Date
Residence 13308 87th WAY NORTH	
Citizenship USA	
Post Office Address MAPLE GROVE, MINNESOTA 55369	

Full name of sixth inventor, if any	
Sixth inventor's signature	Date
Residence	
Citizenship	
Post Office Address	

APR. 27. 1999 9:47AM

HBF WLT-B2 PATENTS #651-236-5126

NO. 916 P. 3

Page 4 of 4

Full name of third inventor, if any

Beth M. Eichler-Johnson

Third inventor's signature

Beth M. Eichler-Johnson

Date

4/26/99

Residence

520 Marshall Avenue

Citizenship

U.S.A.

Post Office Address

St. Paul, Minnesota 55012

Full name of fourth inventor, if any

David B. Malcolm

Fourth inventor's signature

David B. Malcolm

Date

4/27/99

Residence

2190 German Street

Citizenship

U.S.A.

Post Office Address

Maplewood, Minnesota 55109

Full name of fifth inventor, if any

LISA L. RYAN

Fifth inventor's signature

Lisa L. Ryan

Date

4/27/99

Residence

13308 87th WAY NORTH

Citizenship

U.S.A.

Post Office Address

MAPLE GROVE MINNESOTA 55369

Full name of sixth inventor, if any

Sixth inventor's signature

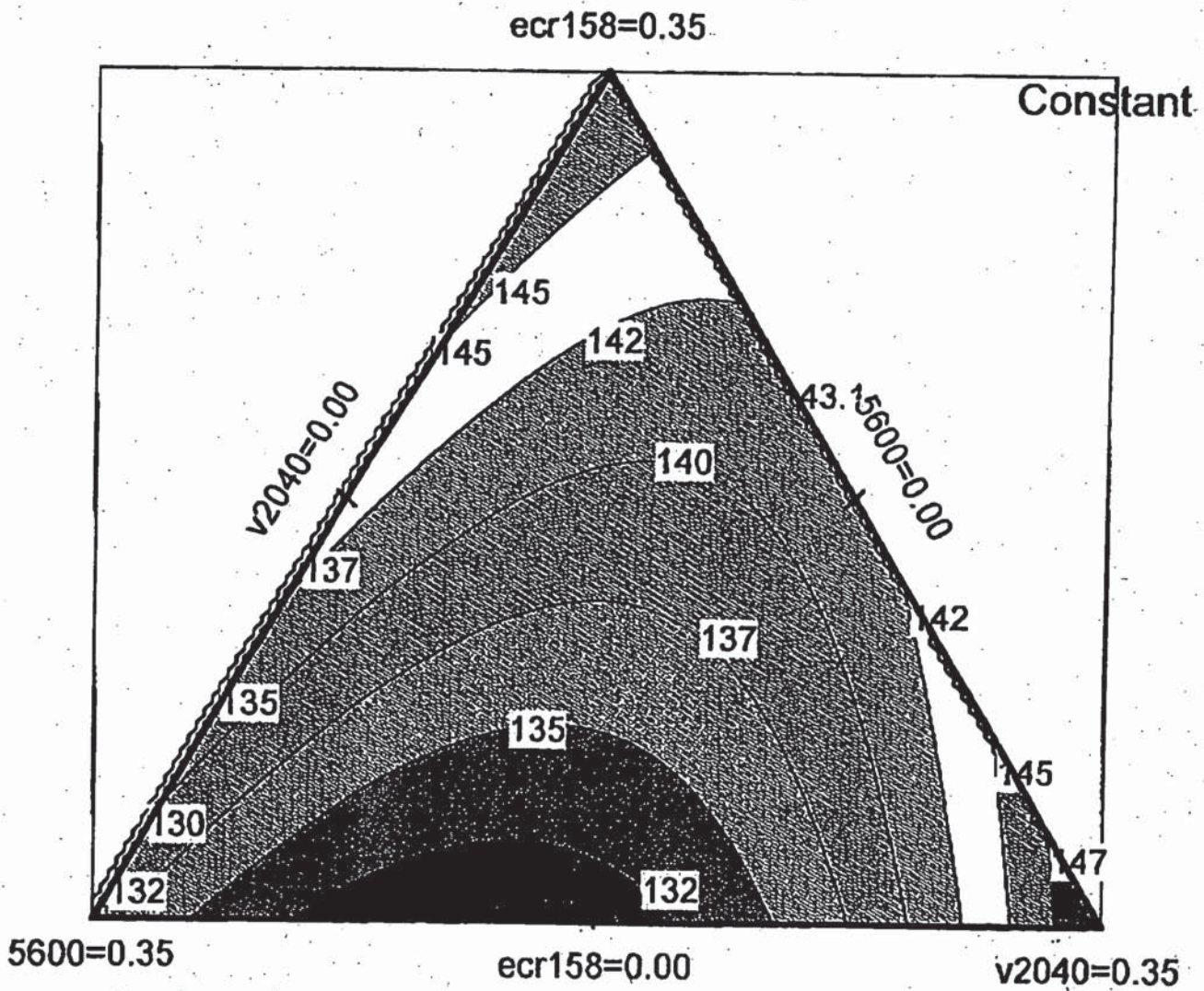
Date

Residence

Citizenship

Post Office Address

FIGURE 1



ISSUE SLIP STAPLE AREA (for additional cross references)

POSITION	INITIALS	NO.	DATE
FEE DETERMINATION	T.D.		5/4/99
I.P.E. CLASSIFIER		19	5/12/99
FORMALITY REVIEW	JZ	70647	5-17-99

INDEX OF CLAIMS

✓ Rejected N Non-elected
 = Allowed I Interference
 - (Through numeral) ... Canceled A Appeal
 ÷ Restricted O Objected

Claim	Date
1	
2	
3	
4	
5	
6	
7	
8	
9	
10	
11	
12	
13	
14	
15	
16	
17	
18	
19	
20	
21	
22	
23	
24	
25	
26	
27	
28	
29	
30	
31	
32	
33	
34	
35	
36	
37	
38	
39	
40	
41	
42	
43	
44	
45	
46	
47	
48	
49	
50	

Claim	Date
51	
52	
53	
54	
55	
56	
57	
58	
59	
60	
61	
62	
63	
64	
65	
66	
67	
68	
69	
70	
71	
72	
73	
74	
75	
76	
77	
78	
79	
80	
81	
82	
83	
84	
85	
86	
87	
88	
89	
90	
91	
92	
93	
94	
95	
96	
97	
98	
99	
100	

Claim	Date
101	
102	
103	
104	
105	
106	
107	
108	
109	
110	
111	
112	
113	
114	
115	
116	
117	
118	
119	
120	
121	
122	
123	
124	
125	
126	
127	
128	
129	
130	
131	
132	
133	
134	
135	
136	
137	
138	
139	
140	
141	
142	
143	
144	
145	
146	
147	
148	
149	
150	

BEST AVAILABLE COPY

If more than 150 claims or 10 actions
 staple additional sheet here

(LEFT INSIDE)

[illegible]

SEARCH NOTES (INCLUDING SEARCH STRATEGY)		
	Date	Exmr.

[illegible]

BEST AVAILABLE COPY

0 I.P.E. PATENT DATE
SCANNED 01 G.A. KB

SECTOR	CLASS	SUBCLASS	ART UNIT	EXAMINER
	52F	487	1/13	MULCAHY

FILED WITH: ☐ DISK (CRF) ☒ FICHE
(Attached in pocket on right inside flap)

PREPARED AND APPROVED FOR ISSUE

[illegible]☐ Continued on Issue Slip Inside File Jacket

<input type="checkbox"/> TERMINAL DISCLAIMER	DRAWINGS			CLAIMS ALLOWED	
	Sheets Drwg.	Figs. Drwg.	Print Fig.	Total Claims	Print Claim for O.G.
<input type="checkbox"/> a) The term of this patent subsequent to _____ (date) has been disclaimed.	_____ (Assistant Examiner) (Date)			NOTICE OF ALLOWANCE MAILED	
<input type="checkbox"/> b) The term of this patent shall not extend beyond the expiration date of U.S. Patent. No. _____ _____ _____	_____ (Primary Examiner) (Date)			ISSUE FEE	
				Amount Due	Date Paid
<input type="checkbox"/> c) The terminal _____ months of this patent have been disclaimed.	_____ (Legal Instruments Examiner) (Date)			ISSUE BATCH NUMBER	
WARNING: The information disclosed herein may be restricted. Unauthorized disclosure may be prohibited by the United States Code Title 35, Sections 122, 181 and 368. Possession outside the U.S. Patent & Trademark Office is restricted to authorized employees and contractors only.					

Form PTO-436A
(Rev. 6/98)

(LABEL AREA)

(FACE)

UTILITY PATENT APPLICATION TRANSMITTAL

(Larg Entity)

(Only for new nonprovisional applications under 37 CFR 1.53(b))

Docket No.
EI-084-US-02

Total Pages in this Submission

TO THE ASSISTANT COMMISSIONER FOR PATENTS

Box Patent Application
Washington, D.C. 20231

Transmitted herewith for filing under 35 U.S.C. 111(a) and 37 C.F.R. 1.53(b) is a new utility patent application for an invention entitled:

IMPROVED HOT MELTS UTILIZING A HIGH GLASS TRANSITION TEMPERATURE SUBSTANTIALLY ALIPHATIC TACKIFYING RESIN

and invented by:

Thomas H. Quinn
Steven W. Albrecht
Beth M. Eichler-Johnson
David B. Malcolm

Lisa L. Ryan

If a CONTINUATION APPLICATION, check appropriate box and supply the requisite information:

☐ Continuation ☐ Divisional ☒ Continuation-in-part (CIP) of prior application No.: 60/091,231

Which is a:

☐ Continuation ☐ Divisional ☐ Continuation-in-part (CIP) of prior application No.:

Which is a:

☐ Continuation ☐ Divisional ☐ Continuation-in-part (CIP) of prior application No.:

Enclosed are:

Application Elements

1. ☐ Filing fee as calculated and transmitted as described below
2. ☒ Specification having 33 pages and including the following:
 - a. ☒ Descriptive Title of the Invention
 - b. ☒ Cross References to Related Applications (if applicable)
 - c. ☐ Statement Regarding Federally-sponsored Research/Development (if applicable)
 - d. ☐ Reference to Microfiche Appendix (if applicable)
 - e. ☒ Background of the Invention
 - f. ☒ Brief Summary of the Invention
 - g. ☒ Brief Description of the Drawings (if drawings filed)
 - h. ☒ Detailed Description
 - i. ☒ Claim(s) as Classified Below
 - j. ☒ Abstract of the Disclosure

UTILITY PATENT APPLICATION TRANSMITTAL (Large Entity)

(Only for new nonprovisional applications under 37 CFR 1.53(b))

Docket No.
EI-084-US-02

Total Pages in this Submission

Application Elements (Continued)

3. ☒ Drawing(s) (when necessary as prescribed by 35 USC 113)
- a. ☒ Formal Number of Sheets 1
- b. ☐ Informal Number of Sheets _____
4. ☒ Oath or Declaration
- a. ☒ Newly executed (original or copy) ☐ Unexecuted
- b. ☐ Copy from a prior application (37 CFR 1.63(d)) (for continuation/divisional application only)
- c. ☒ With Power of Attorney ☐ Without Power of Attorney
- d. ☐ DELETION OF INVENTOR(S)
Signed statement attached deleting inventor(s) named in the prior application,
see 37 C.F.R. 1.63(d)(2) and 1.33(b).
5. ☐ Incorporation By Reference (usable if Box 4b is checked)
The entire disclosure of the prior application, from which a copy of the oath or declaration is supplied under Box 4b, is considered as being part of the disclosure of the accompanying application and is hereby incorporated by reference therein.
6. ☐ Computer Program in Microfiche (Appendix)
7. ☐ Nucleotide and/or Amino Acid Sequence Submission (if applicable, all must be included)
- a. ☐ Paper Copy
- b. ☐ Computer Readable Copy (identical to computer copy)
- c. ☐ Statement Verifying Identical Paper and Computer Readable Copy

Accompanying Application Parts

8. ☒ Assignment Papers (cover sheet & document(s))
9. ☐ 37 CFR 3.73(B) Statement (when there is an assignee)
10. ☐ English Translation Document (if applicable)
11. ☒ Information Disclosure Statement/PTO-1449 ☒ Copies of IDS Citations
12. ☐ Preliminary Amendment
13. ☒ Acknowledgment postcard
14. ☒ Certificate of Mailing
- ☐ First Class ☒ Express Mail (Specify Label No.): EJ126952911US

UTILITY PATENT APPLICATION TRANSMITTAL (Larg Entity)

(Only for new nonprovisional applications under 37 CFR 1.53(b))

Docket No.
EI-084-US-02

Total Pages in this Submission

Accompanying Application Parts (Continued)

15. ☐ Certified Copy of Priority Document(s) (if foreign priority is claimed)

16. ☐ Additional Enclosures (please identify below):

Fee Calculation and Transmittal

CLAIMS AS FILED

For	#Filed	#Allowed	#Extra	Rate	Fee
Total Claims	29	- 20 =	9	x \$18.00	\$162.00
Indep. Claims	4	- 3 =	1	x \$78.00	\$78.00
Multiple Dependent Claims (check if applicable) <input type="checkbox"/>					\$0.00
BASIC FEE					\$760.00
OTHER FEE (specify purpose)					\$0.00
TOTAL FILING FEE					\$1,000.00

- ☐ A check in the amount of _____ to cover the filing fee is enclosed.
- ☐ The Commissioner is hereby authorized to charge and credit Deposit Account No. 06-2241 as described below. A duplicate copy of this sheet is enclosed.
- ☒ Charge the amount of \$1,000.00 as filing fee.
- ☐ Credit any overpayment.
- ☐ Charge any additional filing fees required under 37 C.F.R. 1.16 and 1.17.
- ☐ Charge the issue fee set in 37 C.F.R. 1.18 at the mailing of the Notice of Allowance, pursuant to 37 C.F.R. 1.311(b).


Signature

Dated: April 27, 1999

cc:

Carolyn A. Fischer
Agent Reg. #39,091
H.B. Fuller - Patent Dept.
P.O. Box 64683
St. Paul, MN 55164-0683

EXPRESS MAIL

NO. EJ126952 91145

CERTIFICATE OF MAILING BY "EXPRESS MAIL" (37 CFR 1.10)Applicant(s): **Thomas H. Quinn et al.**

Docket No.

EI-084-US-02

Serial No.

N/A

Filing Date

April 27, 1999

Examiner

Group Art Unit

Invention:

**IMPROVED HOT MELTS UTILIZING A HIGH GLASS TRANSITION TEMPERATURE SUBSTANTIALLY
ALIPHATIC TACKIFYING RESIN**

I hereby certify that this **CONTINUATION-IN-PART APPLICATION AND ASSOCIATED FILING PAPERS**
(Identify type of correspondence)

is being deposited with the United States Postal Service "Express Mail Post Office to Addressee" service under
37 CFR 1.10 in an envelope addressed to: The Assistant Commissioner for Patents, Washington, D.C. 20231 on
April 27, 1999
(Date)

Katharine D. Carroll

(Typed or Printed Name of Person Mailing Correspondence)



(Signature of Person Mailing Correspondence)

EJ126952911US

("Express Mail" Mailing Label Number)


Note: Each paper must have its own certificate of mailing.

H.B. Fuller Company
Patent Department
1200 Willow Lake Boulevard
P.O. Box 64683
St. Paul, MN 55164-0683

**IMPROVED HOT MELTS UTILIZING A HIGH GLASS TRANSITION
TEMPERATURE SUBSTANTIALLY ALIPHATIC TACKIFYING RESIN**

5

Related Applications

 This application is a Continuation-In-Part of U.S. Patent Application Serial No. 60/091,231 filed June 30, 1998.

10 **Field of the Invention**

This invention relates to improved hot melt adhesive compositions utilizing a hydrogenated substantially aliphatic tackifying resin having a high glass transition temperature. The adhesive compositions have surprisingly high heat resistance combined with good cold temperature flexibility, light color and excellent color stability.

15

Background of the Invention

Hot melt adhesives generally comprise a thermoplastic polymeric component, a tackifying resin component and either a wax component, plasticizing component or a combination thereof.

20

The tackifying resin is known to provide specific adhesion and to increase peel values which translates into heat resistance. The tackifying resin also generally has the biggest impact on the color of the adhesive. Aesthetic appeal has become extremely important to adhesive users.

25

Commonly used tackifying resins include those which are rosin derived including gum rosin, rosin acid and rosin ester resins, petroleum derived hydrocarbon resins and terpene based resins which can be derived from d-limonene. These resins may be modified further to add functionality or aromaticity through the addition of phenolic groups or styrene groups, for instance.

30

It is a constant struggle on the part of adhesives chemists to improve both the heat resistance and cold temperature resistance of hot melt adhesives. The resistance of hot melt adhesive compositions to fluctuations in temperature are particularly important for shipping goods across country through desert conditions as well as through the northern regions in

EJ126952911US)

the winter months, and also for storage in warehouses which often may be subject to ambient conditions.

Higher heat resistance is generally achieved through the use of higher levels of tackifying resin and/or higher levels of wax that will typically adversely affect the cold temperature resistance. Good cold temperature resistance is generally improved through the use of liquid components and/or higher levels of the polymer that will typically adversely affect the heat resistance. The polymeric component is often the component in the hot melt adhesive having the lowest glass transition temperature. Hence, it is difficult to improve both of these two critical features of an adhesive formulation simultaneously, since generally one is improved at the expense of the other.

High heat resistance has been achieved through the use of high melting point phenolic modified terpene resins. However, there are safety hazards associated with the production of such resins due to the toxicity of phenol. The cost of these modified terpenes is also higher than petroleum based resins due to the different feedstreams, and also due to the cost of adding the phenol, thereby raising the cost of adhesives to end users which in turn makes them less attractive for large scale production.

Petroleum based hydrocarbon resins are popularly used in the adhesives industry due to availability and economics. These resins may be derived from many different feedstreams produced during the petroleum cracking process including C_5 , C_8 , C_9 and C_{10} . Dicyclopentadiene based resins are derived from C_{10} feedstreams that contain various components of which DCPD may be the major component.

U.S. Patent No. 4,102,834 to Morimoto et al. issued July 25, 1978 teaches a hydrocarbon resin having a number average molecular weight of 300 to 2500, a softening point of 40°C to 180°C, a bromine number of 5 to 100g/100g, and a Gardner color of 5 to 17. All resins exemplified have softening points from 98°C to 106°C. The final resin is comprised of the polymerization product of a hydrocarbon fraction boiling within the range of 135°C to 280°C, which contains various hydrocarbons, and dicyclopentadiene. The resultant resin contains, based on the total weight thereof, 20% to 80% of a unit derived from the dicyclopentadiene.

U.S. Patent No. 4,629,766 to Malatesta et al. issued December 16, 1986 teaches an improved method of hydrogenating hydrocarbons obtained from the polymerization of

various petroleum based feedstreams. The resin feed exemplified therein was a solution of a thermally polymerized hydrocarbon resin obtained by polymerizing a feedstream containing 60 wt-% to 70 wt-% polymerizable monomers comprising substituted and unsubstituted C₅ cyclic olefins and C₁₀ bicyclic diolefins. No specific adhesive compositions are disclosed.

U.S. Patent No.'s 5,410,004 issued April 25, 1995 and 5,691,432 issued November 25, 1997 both to Williams teaches tackifying resins polymerized from dicyclopentadiene monomer and their use in inks, adhesives, coatings and other related areas. These resins are made in the presence of a Bronsted acids, are unhydrogenated and have Gardner colors in the range of 3 to 5.

U.S. Patent No. 5,552,489 to Merrill et al. issued Sept. 3, 1996 teaches a process for producing tackifiers through the use of a single-site catalyst with an alpha-olefin and a cyclic monomer under conditions designed to produce low molecular weight. Dicyclopentadiene is disclosed as a suitable cycloolefin comonomer but is taught only in combination with an α -olefin comonomer as well.

U.S. Patent No. 5,171,793 issued December 15, 1992 to Johnson et al. teaches thermally polymerized hydrocarbon resin and a novel process for hydrogenating said resin wherein the resin is a copolymer of a feed which is a mixture of styrene and indene and derivatives thereof and cycloolefin monomers and dimers and optionally acyclic dienes.

Object of the Invention

It is an object of the present invention to teach the utilization of dicyclopentadiene based hydrocarbon tackifying resins to achieve improved hot melt adhesive compositions.

Summary of the Invention

This invention relates to an improved hot melt adhesive composition comprising about 20% by weight to about 50% by weight of at least one substantially aliphatic tackifying resin having a glass transition temperature of 65°C or higher, about 20% by weight to about 50% by weight of at least one thermoplastic polymer. The resin is preferably a hydrocarbon tackifying resin, derived at least in part, from dicyclopentadiene. The thermoplastic polymer is preferably a homopolymer, copolymer or terpolymer of

ethylene, an amorphous polyalphaolefin, a rubbery block copolymer, a homogeneous ethylene/ α -olefin interpolymers, and mixtures thereof; and 0% by weight to about 40% by weight of at least one wax. In embodiments that employ a homopolymer, copolymer or terpolymer of ethylene, the total tackifying resin concentration is equal to or less than the total polymer concentration. The glass transition temperature of the tackifying resin is preferably greater than about 70°C.

In another embodiment, the present invention is an adhesive composition comprising from about 10 wt-% to about 80 wt-% of at least one hydrocarbon tackifying resin derived at least in part from dicyclopentadiene and having a T_g greater than about 65°C and from about 10 wt-% to about 80 wt-% of at least one amorphous polyalphaolefin and/or block copolymer. The tackifying resin is preferably derived predominantly from dicyclopentadiene.

The glass transition temperature of the tackifying resin is greater than about 65°C, preferably greater than about 70°C, more preferably greater than about 75°C, and most preferably greater than about 80°C. The melting point of the tackifying resin as measured by the ring and ball softening point is greater than about 135°C and preferably greater than about 140°C.

The adhesive composition preferably has peel values of greater than about 60°C, more preferably greater than about 65°C, even more preferably greater than about 70°C, and most preferably greater than about 75°C. Further, the viscosity of the adhesive composition is typically less than about 10,000 cPs at about 175°C, preferably less than about 5000 cPs, more preferably less than about 3500 cPs and most preferably less than about 2000 cPs at about 175°C. Surprisingly and unexpectedly, in light of the high heat resistance, the resultant composition has good cold temperature flexibility.

These adhesives are primarily useful for non-pressure sensitive adhesive applications including bookbinding, packaging and structural applications including wood, construction, automotive, appliance, other types of durable goods and so forth.

Brief Description of the Drawing

Figure 1 is a contour plot generated from an experimental design illustrating the change in the peel value as the type of resin and its amount are varied from 0 wt-% to 35 wt-% of the total adhesive composition.

Detailed Description of the Invention

The present inventors have found that by utilizing tackifying resins with high T_g 's, the total amount of resin may be decreased and quite surprisingly, the resultant adhesive compositions have better heat resistance and cold temperature resistance than conventional products. The tackifying resins useful to the present invention are predominantly aliphatic and have glass transition temperatures (T_g) of greater than 65°C. Preferably, the T_g is greater than about 68°C, more preferably greater than about 70°C and most preferably greater than about 75°C. Further, the softening point of the resins is preferably greater than about 135°C and more preferably greater than about 140°C.

The glass transition temperature, T_g , reported may vary depending on which temperature point is used from the DMA curve (the onset temperature or the mid point temperature). In describing the resin employed in the present invention, T_g refers to the onset temperature as determined using Dynamic Mechanical Analysis. The units are generally reportable to plus or minus 1°C.

The resin is preferably utilized in an amount from about 20 wt-% to about 50 wt-% of the adhesive composition, more preferably from about 25 wt-% to about 45 wt-% and most preferably from about 25 wt-% to about 40 wt-%. If a secondary resin is utilized in combination with these resins, the amount of the resin having the high T_g is typically present in an amount of at least about 20 wt-% of the adhesive composition. Further, if the polymer base is an ethylene copolymer, the total resin content is preferably equal to or less than the total polymer content by weight of the adhesive composition to obtain the optimum cold temperature resistance.

The preferred tackifying resins are hydrocarbon tackifying resins derived, at least in part, from dicyclopentadiene. Preferably, the tackifying resin is derived predominantly from dicyclopentadiene. The resins are typically petroleum based resins meaning that the feedstreams used to produce these resins are by-products of the steamcracking process used

in the pyrolysis of natural gas, ethane, propane, naphtha, kerosene, light gas oil, heavy gas oil, etc. The pyrolysis of these various fractions result in various products including dicyclopentadiene (DCPD), ethylene, propene, C₄, C₅ (piperylene for instance) and C₆ (styrene for instance) hydrocarbons, C₈ and C₉ aromatics, C₁₀ olefins and diolefins, benzene, ethane, etc. The main purpose of steamcracking is the production of ethylene and propene. The fractions generally used to make petroleum resins are the C₄/C₅ streams, the C₈/C₉ streams (unsaturated aromatics including styrene and indene to produce aromatic resins) and the DCPD stream. A C₉ stream may have styrene, α -methyl styrene, vinyltoluene, DCPD and codimers, indene, methylindenes, naphthalene, etc. A C₁₀ stream may have DCPD and indene for instance. Each of these components of these various feedstreams may be polymerized to produce tackifying resins.

Steamcracking involves various steps. It is the effluents from the so-called depentanizer stage of this process from which the raw material for aliphatic C₅ hydrocarbon resins comes. These crude C₅ fractions consist of olefins and diolefins including isoamylene, isoprene, piperylene and cyclopentadiene. Cyclopentadiene undergoes dimerization to dicyclopentadiene (C₁₀) by a Diels-Alder reaction even at room temperature. Cyclopentadiene is an undesirable component and is heat-soaked to dimerize to DCPD. This then is one basis for the production of DCPD based resins.

While C₉ feedstreams are also a source of dicyclopentadiene, there are fewer facilities that offer these C₉ resin oils for resin manufacturing. Further, the Applicants surmise that if other feedstreams were available to produce substantially aliphatic resins having a relatively high Tg, such monomers would also be suitable for use for polymerizing resins for use in adhesive compositions having the desired improved properties.

The resins useful to the present invention are substantially aliphatic in nature, whether linear aliphatic or cycloaliphatic in character. Generally, the level of aromaticity will be less than about 10% by weight of the tackifying resin, preferably less than about 5% by weight and most preferably less than about 3% by weight. It is surmised that the aromaticity changes the compatibility of the tackifying resin with various other ingredients that are used in hot melt adhesives.

The resins of the present invention preferably contain a high weight percent (based on the weight of the resin) of component(s) derived from dicyclopentadiene, although some resins having a lower concentration of the total unit derived from dicyclopentadiene have also been found to be useful. One such resin is Eastotac® H-142R having a bromine number of about 5 and a softening point of about 140°C and available from Eastman Chemical Co. in Kingsport, TN. The Eastotac® resins are produced from a mixed feedstream of dicyclopentadiene, C₅'s and other monomers. The Eastotac® resins are typically described as cycloaliphatic resins.

Depending on the selection of polymer, the preferred tackifying resin may comprise greater than 50% by weight, preferably greater than about 80% by weight, more preferably greater than about 85% by weight and most preferably greater than about 90% by weight of the total resin derived from DCPD. For example, the Applicants have found that Eastotac® H-142 is useful in ethylene vinyl acetate compositions but is less preferred for APAO based adhesives. Higher DCPD concentrations are preferred for use with ethylene copolymers where the resin content is less than or equal, and more preferably less than, the total polymer content. The Applicants surmise that the compatibility of the higher DCPD content resins is better with the ethylene copolymers than with other polymer types.

The resin also preferably has a low level of unsaturation. The level of unsaturation relates inversely to the extent of hydrogenation and for tackifying resins is indicated by the bromine number, i.e., the halogen addition to double bonds. Bromine acceptance is measured using test method ASTM D 1159-84, DIN 51 774, an electrometric dead-stop method. The number is defined as the amount of bromine in grams accepted by 100g of the test material that, in this case, is the tackifying resin. As the bromine number decreases, the level of hydrogenation increases and the tackifying resin becomes lighter in color as measured on the Molten Gardner Scale. The amount of unsaturation may be controlled by the process that is used to produce the resins as well as hydrogenation after the fact. The resins preferred in the present invention are light amber to water white in color, having a bromine number of preferably less than about 15 grams/100 grams, more preferably less than about 10 g/100g, even more preferably less than about 5 g/100g, even more preferably less than about 3 g/100g and most preferably less than about 1 g/100g. The Gardner color of the resin is preferably less than 3 and more preferably less than 2 and most

preferably from less than about 1 to about 2. Gardner colors can be less than 1 but not 0 because 0 is not a reportable number on the Gardner Scale.

The tackifying resins of the present invention preferably have number average molecular weights (M_N), as measured against styrene standards, from about 400 g/mole to about 800 g/mole and preferably from about 500 g/mole to about 700 g/mole. The weight average molecular weight as measured against styrene standards is preferably from about 700 to about 1200 g/mole (M_w) and the Z average molecular weight (M_z) is from about 1600 g/mole to about 2500 g/mole.

The resins for use in the invention are available from several sources including the Exxon Chemical Co. in Houston, TX, Hercules, Inc. in Wilmington, DE and Eastman Chemical Co. in Kingsport, TN. DCPD resins are also available from Nippon Zeon of Japan. Specific examples include ECR-158, a substantially aliphatic hydrocarbon resin having a T_g at onset of about 81°C and Escorez® 5340, a substantially aliphatic hydrocarbon resin having a T_g at onset of about 76°C both available from Exxon Chemical Co.; Regalite® T-140, a substantially aliphatic hydrocarbon resin having a T_g at onset of about 68°C; Eastotac® H-135, a substantially aliphatic hydrocarbon resin having a T_g at onset of about 73°C and Eastotac® H-142, a substantially aliphatic (i.e. cycloaliphatic) hydrocarbon resin having a T_g at onset of about 82°C.

In general, the resin is useful at concentrations ranging from about 10 wt-% to about 80 wt-%, preferably from about 15 wt-% to about 70 wt-%, and more preferably from about 20 wt-% to about 60 wt-% of the adhesive composition. However, the preferred concentration of tackifying resin depends on the polymer employed, and thus, changes depending on which polymer is selected. For instance, when the thermoplastic polymer is an ethylene copolymer, the high T_g resin is useful from about 10 wt-% to about 50 wt-%, preferably from about 15 wt-% to about 45 wt-% and even more preferably from about 20 wt-% to about 40 wt-% of the total adhesive composition.

The adhesive composition of the present invention contains at least one thermoplastic polymer. The polymers useful herein include homopolymers, copolymers and terpolymers of ethylene; amorphous polyalphaolefins, rubbery block copolymers and homogeneous ethylene/ α -olefin interpolymers. In general, the thermoplastic polymer is present in the adhesive composition in an amount ranging from about 10 wt-% to about 80

wt-%, preferably from about 20 wt-% to about 60 wt-% and most preferably from about 20 wt-% to about 50 wt-% of the composition. However, when the thermoplastic polymer is an amorphous polyalphaolefin, it is preferred to use higher amounts of the thermoplastic polymer. Further, when the polymer is a copolymer of ethylene or a rubbery block
 5 copolymer, it is preferable to utilize less than about 50 wt-% and preferably less than about 40 wt-% of the thermoplastic polymer.

Copolymers and terpolymers of ethylene are polymers having at least one comonomer selected from the group consisting of vinyl esters of a saturated carboxylic acid wherein the acid moiety has up to 4 carbon atoms, unsaturated mono- or dicarboxylic acids
 10 of 3 to 5 carbon atoms, a salt of the unsaturated acid, esters of the unsaturated acid derived from an alcohol having 1 to 8 carbon atoms, and mixtures thereof.

Copolymers and terpolymers of ethylene generally range in comonomer content from about 15 wt-% to about 40 wt-% and range in melt index from about 3 g/10 mins to about 2500 g/10 mins. In the present invention, it is preferred that the
 15 copolymer/terpolymer of ethylene have a comonomer content from about 18 wt-% to about 35 wt-% and preferably from about 18 wt-% to about 33 wt-%. Further, in order to maintain a low viscosity at relatively low application temperatures, the melt index (single polymer or blend) preferably ranges from about 5 to about 1000 g/10 mins, and more preferably from about 20 to about 800 g/10 mins.

20 Preferred ethylene/unsaturated carboxylic acid, salt and ester interpolymers include ethylene/vinyl acetate (EVA) ethylene/acrylic acid (EEA) and its ionomers; ethylene/methacrylic acid and its ionomers; ethylene/methyl acrylate (EMA); ethylene/*n*-butyl acrylate (EnBA); as well as various derivatives thereof that incorporate two or more comonomers.

25 Commercial examples of useful polymers include ethylene homopolymers available from Eastman Chemical Co. under the tradename of Epolene®; ethylene vinyl acetate copolymers available from Du Pont de Nemours & Co. in Wilmington, DE under the tradename of Elvax® and from Millenium Petrochemicals in Rolling Meadows, IL under the tradename of Ultrathene®; ethylene *n*-butyl acrylate copolymers available from
 30 Exxon Chemical Co. under the tradename of Escorene®, from Elf Atochem North America in Philadelphia, PA under the tradename of Lotryl® and from Millenium Petrochemicals

under the tradename of Enathene®; ethylene methyl acrylate copolymers from Exxon Chemical Co. under the tradename of Optema®; and ethylene *n*-butyl acrylate carbon monoxide terpolymers from Du Pont under the tradename of Elvaloy®.

For copolymers and terpolymers of ethylene, it is surmised that the resin utilized
5 may have lower levels of the total resin unit being derived from DCPD and still be compatible with these polymers. The copolymers and terpolymers of ethylene are useful from about 10 wt-% to about 60 wt-%, preferably from about 20 wt-% to about 60 wt-% and most preferably from about 20 wt-% to about 50 wt-%.

In a preferred embodiment of the present invention, about 40 wt-% of an ethylene
10 vinyl acetate copolymer having about 28% vinyl acetate by weight of the copolymer and a melt index of about 400 g/10 minutes is used. The programmed oven peel values are preferably greater than about 60°C. The composition has a tackifying resin concentration of 40 wt-%.

In another preferred embodiment, 40 wt-% of an ethylene copolymer is utilized
15 with 30 wt-% of a tackifying resin having greater than about 80 wt-% of its unit derived from dicyclopentadiene and 30 wt-% of a synthetic wax having a melting point of greater than about 80°C.

Amorphous polyolefins or amorphous polyalphaolefins (APAO) are
homopolymers, copolymers, and terpolymers of C₂-C₈ alphaolefins. Such polymers have
20 varying degrees of crystallinity and are not necessarily atactic. These materials are typically polymerized by means of processes which employ Ziegler-Natta catalysts resulting in a relatively broad molecular weight distribution. Commercially available amorphous polyalphaolefins include Rextac® and REXFlex® propylene based
homopolymers, ethylene-propylene copolymers and butene-propylene copolymers
25 available from Rexene (Dallas, TX) as well as Vestoplast® alpha-olefin copolymers available from Hüls (Piscataway, NJ). Further, homopolymers, copolymers and terpolymers of propylene are available from Eastman Chemical Co. under the tradename of Eastoflex®.

When employing an amorphous polyalphaolefin as the base polymer in the
30 adhesive, the tackifying resin preferably has a T_g of greater than about 75°C and preferably greater than about 80°C as measured at onset, and has greater than about 80 wt-% of the

total resin unit derived from dicyclopentadiene, preferably greater than about 85 wt-% and most preferably greater than about 90 wt-%. One such resin is available from Exxon Chemical Co. in Houston, TX and has a T_g of greater than about 81°C. This T_g has also been reportedly as high as 88°C there again depending on the temperature used on the DMA curve.

In other preferred embodiments, homopolymers and copolymers of propylene having varying amounts of crystallinity are used. Surprisingly, high heat resistance, as measured by programmed oven peel values, has been achieved with the use of these (atactic) polypropylenes. The programmed oven peels are preferably greater than about 65°C, more preferably greater than about 70°C and most preferably greater than about 75°C. It is surmised that the DCPD based tackifying resins having a higher percentage of the total resin unit, greater than about 80 wt-%, preferably greater than about 85 wt-% and most preferably greater than about 90 wt-%, derived from DCPD, are more compatible with these resins therefore achieving higher heat resistance. It is further surmised that the high T_g of the resin also contributes to the very high peel values obtained. Without this combination, high peel values were not obtained with the homopolymers and copolymers of propylene.

The rubbery block copolymers include those polymers having the general configuration A-B diblock, A-B-A triblock, A-B-A-B-A-B multiblock, radial block copolymers, Y-block copolymers and star polymers. Commonly, the A block is styrene and the B block may be butadiene, isoprene, ethylene/butylene and ethylene/propylene although there are others as well. Examples of useful rubber block copolymers include the Kraton® G series of styrene-ethylene/butylene-styrene block copolymers, the Kraton® block copolymers, the Kraton® D series of styrene-butadiene-styrene block copolymers both from Shell Chemical Co. in Houston, TX; Vector® styrene-isoprene-styrene and styrene-butadiene-styrene block copolymers from Dexco Chemical Co. and Septon® styrene-ethylene/propylene-styrene block copolymers from Kuraray Ltd. in Tokyo, Japan. Block copolymers are available in many different configurations, with varying amounts of endblock and midblock, various coupling efficiencies (i.e., A-B diblock/A-B-A triblock ratios) and various molecular weights. The choices vary depending on the end use, the application equipment and the physical requirements of both.

When employing a block copolymer as the base polymer of the adhesive, or a combination of a block copolymer and a copolymer or interpolmer of ethylene, preferably the majority of the total resin unit is derived from dicyclopentadiene. In such instances, the tackifying resin preferably has greater than 80 wt-% of its total unit derived from

5 dicyclopentadiene, more preferably greater than about 85% and most preferably greater than about 90 wt-%. One preferable resin is Escorez® 5340, a DCPD based hydrocarbon tackifying resin having a T_g at onset of greater than about 75°C, available from the Exxon Chemical Co. in Houston, TX. Another preferable resin is also DCPD based but has a T_g of greater than about 80°C and is available from Exxon Chemical Co. under the tradename
10 of ECR-158.

In a preferred embodiment, 20 wt-% of an interpolmer of ethylene, 20 wt-% of a block copolymer, about 40 wt-% of a tackifying resin and about 20 wt-% of a synthetic high melting point wax is used. The peel values obtained in this case are far superior being greater than about 75°C. These are extremely high peel values compared to standard hot
15 melt adhesives that have been commercially available to date. It appears to be advantageous to minimize the resin concentration.

Homogeneous ethylene/ α -olefin interpolymers are homogeneous linear or substantially linear interpolymers of ethylene and at least one C_3 to C_{20} α -olefin. Homogeneous ethylene/ α -olefin interpolymers are prepared using metallocene or
20 constrained geometry catalysts. The interpolymers are further characterized as having a polydispersity of less than about 2.5 and densities of less than about 0.915. Preferably, the interpolmer has a relatively low density, ranging from about 0.855 g/cm³ to about 0.885 g/cm³. Useful comonomers include butene (1-butene), hexene (1-hexene), isobutylene, 4-methyl-1-pentene, 1-octene, propene and styrene and mixtures thereof. Specific examples
25 of homogeneous linear interpolymers include Exact® 5008, an ethylene-butene copolymer, Exxpol® SLP-0394, an ethylene-propylene copolymer and Exact® 3031, and ethylene-hexene copolymer all available from Exxon Chemical Company, whereas substantially linear ethylene interpolymers are available under the tradenames of Affinity®, Insight® and Engage® from Dow Chemical Company in Midland, MI including ethylene-1-octene
30 copolymers.

Waxes are useful in any combination from 0% by weight to about 40% by weight of the hot melt composition, preferably from about 15% by weight to about 35% by weight and most preferably from about 20% by weight to about 30% by weight of the hot melt composition. At higher wax levels, bondability of the adhesive system may be affected. At lower levels, the adhesive may set too slowly or heat resistance may adversely be affected. In a preferred embodiment, all synthetic high melting point wax is utilized. When the thermoplastic polymer is an ethylene copolymer, it is preferable to use from about 10% by weight to about 30% by weight of the composition. When the thermoplastic polymer is a homopolymer or copolymer of propylene it may be preferable to use less wax, for example, less than about 10 wt-%, or no wax at all, as it changes the compatibility of the system. Compatibility refers generally to a lack of phase separation in the system. A system that is not completely compatible may be cloudy, showing some phase separation and has a different rheology. Preferably, synthetic high melting point waxes, paraffin waxes and/or microcrystalline waxes are employed.

The synthetic high melting point waxes include high density, low molecular weight polyethylene waxes and Fischer-Tropsch waxes that are made by the Fischer-Tropsch process. Many of the polyethylene waxes are produced as a by-product of the steamcracking process used in the petroleum industry to obtain such things as ethylene and propene. These waxes typically have a weight average molecular weight of less than about 2500 grams/mole and preferably less than about 1500 g/mole although these numbers may be higher or lower. The melting points are generally greater than about 90°C and even more commonly greater than about 100°C. Examples of useful synthetic high melting point waxes include Bareco® PX-100, a Fischer-Tropsch Wax produced by Shell, Malaysia; Polywax® 1000, 2000 and 3000, low molecular weight, high density polyethylene waxes available from Petrolite Corp. in Tulsa, OK; Escomer® H-101, a modified polyethylene wax available from Exxon Chemical Co. in Houston, TX; Marcus® 100, 200 and 300, high density, low molecular weight polyethylene produced as a by-product of steamcracking of petroleum available from Marcus Chemical Co., a division of H.R.D. Corp. in Houston, TX; Paraflint® HL, H-1, H-4 and H-8, Fischer-Tropsch waxes available from Sasol-SA/Moore & Munger Marketing in Shelton, CT; and C-80, a lower

melting point synthetic wax produced by the Fischer-Tropsch process (i.e., melting point of about 80°C) available from Sasol-SA/Moore & Munger.

The paraffin waxes useful herein are those having a Ring & Ball softening point of about 55°C to about 85°C, and preferably those having a melting point of about 70°C.

5 Examples of these waxes include Okerin® 236TP available from Astor Wax Corp. in Doraville, GA; Penreco® 4913 from Pennzoil Product Co. in Houston, TX; R-7152 Paraffin Wax from Moore & Munger and Paraffin Wax 1297 from International Waxes LTD in Ontario, CAN. The microcrystalline waxes useful herein are those having about 10 50% by weight or more cyclo or branched alkanes with a length of between about 30 and 100 carbons. They are generally less crystalline than paraffin and polyethylene waxes due to the branching and have melting points of greater than about 70°C. Examples include Victory® Amber Wax, a 70°C melting point wax available from Petrolite Corp.; Bareco® EX-796 Amber Wax, a 70°C melting point wax from Bareco in Chicago, IL; Okerin® 177, an 80°C melting point wax available from Astor Wax Corp.; Be Square® 195 Amber Wax, 15 a 90°C melting point wax from Industrial Raw Materials in Smethport, PA and Petrowax® 9508 Light, a 90°C melting point wax from Petrowax PA, Inc. in New York, NY.

In addition to the essential high Tg tackifying resin, optionally, other tackifying resins may be utilized in the present invention. In such instances, the high Tg resin is typically present at a concentration of at least 20 wt-% of the adhesive composition. Useful 20 tackifying resins include terpenes and modified terpenes (i.e., styrenated terpenes); rosins and rosin esters; aliphatic, cycloaliphatic and aromatic hydrocarbons; and mixtures thereof. Hydrocarbon resins may have any mixture of aliphatic, cycloaliphatic and aromatic character or they may be purely aliphatic or purely aromatic. There are many different levels of hydrogenation, also referred to as the level of saturation which generally refers to 25 how many double bonds have been reduced to single bonds by hydrogenation, for each type of resin produced. Hydrogenation generally lightens the color of the resin but also increases the cost. The level of hydrogenation of a tackifying resin, as discussed above, is generally measured by bromine number.

Commercial examples include Escorez 5615, a hydrogenated aromatic modified 30 hydrocarbon resin having a softening point of 115°C from Exxon Chemical Company (Houston, TX); Eastotac H-100 and H-130 (Tg of about 65°C) a 100°C and 130°C,

respectively, softening point cycloaliphatic hydrocarbon resins from Eastman Chemical Co. (Kingsport, TN) and Escorez 5380, a hydrogenated hydrocarbon resin having a softening point of 80°C from Exxon Chemical Company (Houston, TX).

For tackifying resins having glass transition temperatures of less than about 25°C, it is preferable to utilize concentrations of equal to or less than the concentration of the tackifying resins of the present invention which have the very high T_g 's.

Optionally, an oil or plasticizer may be utilized in the present invention provided that it does not adversely affect the heat resistance. These include paraffinic and naphthenic process oils, mineral oils, liquid elastomers including polybutenes and polyisobutylenes, liquid benzoate plasticizers and solid benzoate plasticizers to mention only a few.

The solid benzoate plasticizers have been found to further enhance heat resistance, cold temperature flexibility and adhesion in some systems. These solid plasticizers are useful from about 0 wt-% to about 40 wt-%. In some systems it may be preferable to utilize the solid plasticizer from about 10 wt-% to about 30 wt-%.

A stabilizer or antioxidant is also preferably used in hot melt adhesives. These compounds are added to protect the adhesive from degradation caused by reaction with oxygen induced by such things as heat, light or residual catalyst from the raw materials such as the tackifying resin. Such antioxidants are commercially available from Ciba-Geigy in Hawthorne, NY and include Irganox® 565, 1010 and 1076 that are hindered phenols. These are primary antioxidants that act as radical scavengers and may be used alone or in combination with other antioxidants such as phosphite antioxidants like Irgafos® 168 available from Ciba-Geigy. Phosphite antioxidants are considered to be secondary antioxidants and are generally not used alone. These are primarily used as peroxide decomposers. Other available antioxidants are Cyanox® LTDP available from Cytec Industries in Stamford, CT, and Ethanox® 1330 available from Albemarle Corp. in Baton Rouge, LA. Many such antioxidants are available either to be used alone or in combination with other such antioxidants. These compounds are added to the hot melts in small amounts and have no effect on other physical properties.

Other compounds that could be added that do not affect physical properties are pigments which add color, fluorescing agents, UV absorbers and odor masks. Of particular

importance to the adhesives of the present invention are pigments including titanium dioxide that adds whiteness to a product. This can be important to the aesthetics of a finished article. Additives like these are generally added in small amounts of less than 5% by weight of the composition, more typically even less than about 2% by weight of the composition and are known to those skilled in the art.

The compositions of the present invention are also useful as flame retardant adhesives upon the addition of inorganic flame retardant fillers such as hydrated inorganic compounds or halogenated compounds. These compounds are added in much higher concentrations, as high as 40% or 50% by weight, than when using inorganic fillers for color such as titanium dioxide for whiteness. The compositions of the present invention are useful as flame retardant adhesives due to the high heat resistance.

These adhesives can be prepared using either high shear sigma blade mixers, extruders or upright mixers. Temperatures are generally kept between about 150°C and about 190°C.

These adhesives can be applied using any standard hot melt application techniques including contact and non-contact methods. Such application methods include extrusion, wheel application, roll coating, gravure coating, slot die coating, fiberization, spiral spray, filament and so forth.

The resultant compositions have peel values of greater than about 60°C (about 140°F), preferably greater than about 63°C (about 145°F), more preferably greater than about 65°C (about 150°F), even more preferably greater than about 67°C (about 153°F), even more preferably greater than about 68°C (about 155°F), even more preferably greater than about 70°C (about 158°F), even more preferably greater than about 73°C (about 163°F) and most preferably greater than about 75°C (about 167°F). If the composition comprises a homopolymer or copolymer of propylene, or a rubbery block copolymer including blends of polymers with rubbery block copolymers, the peel values obtained have been found to be higher. Peel values in these instances are greater than about 67°C, more preferably greater than about 68°C, even more preferably greater than about 70°C, even more preferably greater than about 73°C and most preferably greater than about 75°C.

The viscosities are preferably less than about 10,000 cPs at about 175°C, more preferably less than about 5000 cPs, even more preferably less than about 3500 cPs and

most preferably less than about 2000 cPs at about 175°C. If the application is for structural types of applications, including wood working, construction, automotive, durable goods, insulation and so forth, the viscosities may be substantially higher, even greater than about 20,000 cPs and still even greater than about 50,000 cPs. If the application is for

5 bookbinding, for instance, preferably the viscosity is optimally about 4000 cPs to about 10,000 cPs. For packaging applications, the viscosities are preferably less than about 2000 cPs, more preferably less than about 1500 cPs and most preferably less than about 1000 cPs at about 177°C. For low melting point applications, the application temperature is lower at less than about 150°C and more preferably less than about 135°C. In these instances, the

10 viscosity will be adjusted downward accordingly. Further, the cloud points may be as low as about 110°C - 125°C.

The cold temperature resistance and flexibility of these systems is found to be superior to more conventional compositions. Cold crack values may be measured to determine cold temperature resistance as well as bonding results at the cold temperatures.

15 Preferably, the adhesives will have good bonding down to about -40°C and preferably excellent bonding down to temperatures as low as about -40°C. Cold crack values are preferably less than about 0°C.

The adhesive compositions are useful for a wide variety of applications including case and carton sealing, tray forming, heat sealing applications, carpet sealing, heat sealing

20 and bag end sealing, insulation, bonding filter media, insulation bonding, durable goods manufacturing including shoes and other athletic gear, wood working, construction, automotive applications and so forth. The compositions are also ideally suited for all types of bookbinding applications including one shot and two shot perfect binding,

The following non-limiting examples further illustrate the compositions of the

25 present invention.

EXAMPLES

The adhesives were prepared using an upright or lightening mixer. The tackifying resin and wax are generally melted first and the thermoplastic polymer is then added to the

30 tackifier/wax blend and mixed until smooth. The temperature for melting and mixing is

held from about 300°C to about 375°C. Antioxidant, or any other additive, may be added in the tackifier/wax blend, after polymer addition or some at each stage.

Test Methods

5

1. Melt Viscosities

The melt viscosities of the hot melt adhesives were determined on a Brookfield Thermosel Viscometer Model LVDV 2+ using a number 21 spindle. The temperature utilized was about 150°C (about 300°F).

10

2. Peel and Shear

Peel and shear values were determined by placing samples in a programmed oven with 100g weights used for the peel mode and 500g weights used for the shear mode, and ramping the temperature up from 25°C to 100°C at 25°C/hour. The oven automatically recorded the temperature at which the samples failed. Each sample was coated onto kraft paper by hand using glass rods or shims. The resultant coating is a one inch (2.5 cm) wide band that is about 8-10 mils (about 0.2 - 0.25 mm) or about .008 to about .010 inches (about .02 to about .03 cm) thick. Four to five bonds were made for the peel mode and four to five bonds were made for the shear mode and the results were averaged.

20

3. Bonding Tests

Adhesive bonds were made on various substrates using an application temperature of about 150°C, an open time of 1 second, a set time of 1 second, and a bead size of 1/16 inch (0.16 cm) for the chipboard type substrates and 1/8 inch (0.32 cm) for the corrugated substrates. The resulting bonds were then conditioned for at least 24 hours at the different test temperatures, and then separated by hand and the amount of fiber tear was determined. A minimum of three samples were tested for each adhesive at each of the different temperatures and the adhesives were then rated using a system of poor, good or excellent. Poor bonds were those where a small amount or no fiber tear

30

was observed, good bonds showed roughly half or more fiber tear and excellent bonds showed greater than about 75% to full fiber tear.

4. Cold Crack

- 5 Prepare several 1 inch by 3 inch (2.5 cm by 7.6 cm) adhesive films free of air bubbles that are 20-30 mils (0.5 - 0.7 mm) in thickness. Place three films individually over the v-shaped base of a cold crack apparatus that consists of a stand with an interlocking pressure bar. The stand is 3 inches (7.6 cm) by 0.75 inch (1.9 cm) wide and 12 inches (30 cm) long. A 90° angle is cut squarely ½ inch (1.3 cm) deep into the top surface.
- 10 Place the pressure bar, which is also cut at a 90° angle, into the gap of the stand. This test is repeated lowering the temperature at 5°F (15°C) increments with a new film sample for each temperature until the film cracks. The recorded "Cold Crack" is an average of at least 2 samples.

15 5. Ultimate Tensile & Elongation, Yield Point and Young's Modulus

- Tensile and elongation, Young's Modulus and Yield Point are determined using ASTM D-638. The die used is an ASTM D-638 Type 4 die. A one inch gauge with a video extensometer is used to monitor elongation. Strain rate is between about 20 inches/minute (about 51 cm/min) and about 25 inches/minute (about 64 cm/min) (20.5 inches/minute (52.1 cm/min) for these examples). Prepare a 20-30 mil (0.5 - 0.7 mm) thick adhesive film free of air bubbles on a polytetrafluoroethylene or aluminum sheet. Cut 7 dogbones lengthwise from the film measuring the thickness at the gauge section. Condition the samples for at least 24 hours at 21°C and 23 to 50 percent relative humidity. Place each sample in the jaws of an Instron tensile tester or equivalent with a load cell capable of measuring up to about 2000-2500 psi. Elongate samples at a 10 inches/minute (25.4 cm/min) crosshead speed until break. Record the "Ultimate Tensile" at yield by dividing the maximum force by the cross-section area of the sample and "percent Elongation" by dividing the displacement at break by the sample length and multiply by 100. The resistance to tensile deformation is generally measured as small strains. The "Ultimate Tensile" and "percent Elongation" are an average of at
- 20
- 25
- 30

least five samples. Young's modulus is a method of ranking the relative flexibility of adhesive films.

6. Glass Transition Temperature, T_g : Differential Scanning Calorimetry

5 The instrument utilized is a Perkin-Elmer DSC-7 Robot with Software. Guidance may be obtained from ASTM D-3418-83: Transition Temperatures of Polymers by Thermal Analysis. The glass transition temperature is determined by differential scanning calorimetry. Sample size is from about 10 to about 15 mg. The sample size utilized here was more precisely from about 12 mg to about 13.5 mg. The samples were
10 conditioned at 140°C for 5 minutes, quench cooled to -65°C, then heated to 140°C at a rate of 20°C/minute. The samples exhibited two glass transition temperatures. It is the onset temperature that is reported herein.

7. Mettler Ring and Ball Softening Point

15 ASTM Method D-3461.

8. Set Temperature and Open Temperature

The gradient bar method was used to determine open/waxy and waxy/set temperatures. The gradient bar is set and equilibrated for 1 hour. A molten line of adhesive which is
20 approximately 1/4 inch wide (0.6 cm) was poured down the center of the gradient bar. A strip of Kraft paper which is approximately 2 inches by 14 inches (5 cm x 35.6 cm) was placed on top of the adhesive line and a 4.5 pound (2.0 kg) PSA roller was passed over the top of the Kraft paper twice in order to assure that the system is sufficiently wet out. This laminate is then allowed to dwell for 3 minutes at which time the Kraft
25 paper is peeled starting from the hottest end of the gradient bar and pulling slowly to the coolest end. Transition temperatures are determined using a digital thermometer (pyrometer) which has a surface probe. Temperatures are recorded on the metal surface of the gradient bar. The set/waxy temperature is the point at which the tear line for the paper crosses the entire adhesive line. Once the set temperature has been determined,
30 the open/waxy temperature may be determined. After the 2 inch by 14 inch (5 cm x 35.6 cm) of Kraft paper has been torn from the adhesive line, 1/8 inch to 1/4 inch by 2

inch strips of paper (0.3 cm to 0.6 cm x 5 cm) were placed down on the gradient bar over the open/waxy region. The paper strips were then removed from the low temperature end until a piece with adhesive wetting out the paper was found, designating the open/waxy transition temperature.

5

9. Cloud Point

This procedure is utilized to measure the compatibility of molten blends. A test tube of approximately 25 x 150 mm (Pyrex) is filled approximately $\frac{3}{4}$ full of molten hot melt at a temperature of 176.7°C (350°F). The sample is carefully mixed with the thermometer to introduce as little air as possible. The temperature at which markings on the thermometer, when pressed against the opposite wall of the test tube, are no longer visible is recorded.

10

Example 1

This example illustrates a composition useful for packaging applications. A sample was prepared using a blend of 20% by weight Bareco® PX-100 Fischer Tropsch Wax, 40% ECR-158, a substantially aliphatic hydrocarbon resin having most of its total unit weight derived from DCPD, a glass transition temperature of about 81°C onset temperature and molecular weight M_z of about 2200 g/mole, M_N of about 800 g/mole and M_w of about 500 g/mole, 40% by weight of an ethylene vinyl acetate copolymer having 28% vinyl acetate by weight of the copolymer and a melt index of about 400 g/10 minutes and 0.3% Irganox® 1010 antioxidant available from Ciba-Geigy. The samples were prepared as described above. The resultant mixture exhibited programmed 100g oven peels of about 69°C (156°F) and a water white color.

20

25

Example 2

A hot melt adhesive composition was prepared utilizing a blend of 30 wt-% ECR-158, a hydrocarbon resin available from Exxon Chemical Co., 30 wt-% of a synthetic high melting point wax having a melting point of greater than about 100°C and 40% of an ethylene vinyl acetate copolymer having a melt index of 400 g/10 minutes and a vinyl

30

acetate content of 28%. The resultant composition exhibited 100g oven peels of 60°C, a viscosity of 1070 cPs and corrugated bonds at about 17.7°C (0°F) having about 80% fiber tear.

5 Examples 3 and 4

Example 3 was prepared using a blend of 40% by weight of an ethylene vinyl acetate copolymer with a vinyl acetate content of 28% and a melt index of 400 g/10 minutes, 14.7% by weight of Escorez 5615 hydrocarbon resin, 14.8% by weight ECR 158 hydrocarbon resin (high T_g) and 29.8% by weight Bareco C-4040 synthetic high melting point wax and 0.7% of a hindered phenolic antioxidant. The following physical properties were exhibited.

Example 4 was prepared using a blend of 45% by weight of an EVA with 28% vinyl acetate and a melt index of 800 g/10 minutes, 34.7% ECR 158, 19.8% Bareco C-4040 and 0.7% hindered phenolic antioxidant.

Table I

Physical Properties	Example 3	Example 4
Viscosity @ 176.7°C (350°F)	990	1010
Mettler R & B Soft. Point (°C)	105	118
100 g Peels (°C)	67	68
500 g Shears (°C)	94	92
Cloud Point (°C)	38	37
Open Temperature (°C)	91	89
Set Temperature (°C)	69.5	72
Specific Gravity	0.965	0.968

Example 5

This example illustrates a composition useful for bookbinding. A sample was prepared by blending a sample of 20% by weight of an interpolpolymer of ethylene/1-octene having a melt index of 1000 g/10 minutes and a density of 0.87 g/cm³ available from the Dow Chemical Co. in Freeport, TX; 20% by weight Kraton® G 1730, a styrene-ethylene/propylene-styrene-ethylene/propylene block copolymer available from Shell Chemical Co. in Houston, TX; 39.5% by weight ECR-158 hydrocarbon resin from Exxon Chemical Co., a molecular weight, M_z , of about 2200 g/mole, M_n of about 500 g/mole and M_w of about 800 g/mole relative to polystyrene standards; 20% by weight Bareco® PX-100, a high melting point synthetic resin and 0.5% by weight Irganox® 1076 hindered phenolic antioxidant. The following data was obtained:

Table II

Physical Properties	Example 5
Viscosity @ ~ 177°C (cPs)	4,465
Programmed 100 g oven peel (°C)	77
Cold Crack (°C)	-1
Ambient range (100g peel-cold crack) (°C)	61
Ultimate Tensile (psi)	1,021 (~72 kg/cm ²)
Yield Point (psi)	310 (~22 kg/cm ²)
Elongation at Break (%)	690

Examples 6-7 and Comparative Examples A-E

Table III

Ingredients	Ex 6	Comp A	Comp B	Ex 7	Comp C	Comp D	Comp E
Rextac® RT 2180	70	70	70	-	-	-	-
Rextac® RT 2280	-	-	-	70	70	70	70
Benzoflex® 352	10	10	10	10	10	10	10
ECR-158 resin ($T_g = 81^\circ\text{C}$)	20	-	-	20	-	-	-
Eastotac® H-130 Resin ($T_g = 65^\circ\text{C}$)	-	20	-	-	20	-	-
Eastotac® H-100 Resin ($T_g = 30^\circ\text{C}$)	-	-	20	-	-	20	-
Escorez® 5615 Resin ($T_g = 59^\circ\text{C}$)	-	-	-	-	-	-	20
100 g Peels ($^\circ\text{C}$)	81	66	58	87	57	52	32

All of the resins listed in the table are substantially aliphatic hydrocarbon resin.

- 5 They are all derived at least in part from DCPD. Table III illustrates the use of a dicyclopentadiene based tackifying resin having a high T_g that improves a hot melt adhesive based on homopolymers and copolymers of propylene. RT 2180 is a 157°C softening point, 8000 mpas viscosity propylene homopolymer; whereas RT 2280 is a 146°C softening point, 8000 mpas viscosity low ethylene-propylene copolymer. Eastotac®
- 10 H-100 and H-130 and Escorez® 5615 were used for comparative purposes to illustrate that aliphatic resins (i.e., DCPD) having low T_g 's did not find utility to the present invention.

Examples 8-10 and Comparative Examples F-G**Table IV**

Ingredients	Ex 8	Comp F	Ex 9	Ex 10	Comp G
Rextac® RT 2280	80	80	-	-	-
Rextac® RT 2180	-	-	60	60	60
Benzoflex® 352 Solid plasticizer	10	10	10	10	10
ECR-158 resin ($T_g = 81^\circ\text{C}$)	10	-	-	30	-
Regalite® T 140 Resin ($T_g = 68^\circ\text{C}$)	-	-	30		
Eastotac® H-130 Resin ($T_g = 65^\circ\text{C}$)	-	10		-	30
100 g Peels ($^\circ\text{C}$)	77	62	68	76	60

- 5 Table IV also illustrates the use of the DCPD based resins having a high T_g in improving the peel values of hot melt adhesives based on homopolymers and copolymers of propylene. Eastotac® H-130 was used for comparative purposes. The peel values produced with this resin were substantially lower in these APAO based systems than the same compositions using other tackifying resins.

Examples 11-13 and Comparative Examples H-I

Table V

Ingredients	Ex 11	Ex 12	Comp H	Comp I	Ex 13
Bareco® PX-100 F/T Synth Wax	20	20	20	20	20
ECR-158 resin ($T_g = 81^\circ\text{C}$)	40	26.7	13.3	-	-
Escorez® 5380 Resin ($T_g = 23^\circ\text{C}$)	-	13.3	26.7	40	-
EVA (400 MI/28 wt-% vinyl acetate)	40	40	40	40	40
Regalite® T-140 ($T_g = 68^\circ\text{C}$)	-	-	-	-	40
100 g Peels °C	69	64	54	50	66

- 5 Table V illustrates the use of DCPD based resins having a high T_g for use in hot melt adhesives based on ethylene copolymers, such as ethylene vinyl acetate. These peel values obtained with the EVA based systems were typically all lower than those based on the homopolymers and copolymers of propylene. Table V also illustrates that as the amount of a very low T_g DCPD tackifying resins increases, the peel values decrease until
- 10 the composition no longer has acceptable peel values (Comparative Ex I). As the amount of the high T_g substantially aliphatic DCPD resin drops to 0 wt-%, the 100g peel values fall even further to 50° C.

Example 13 is a further illustration of a substantially aliphatic DCPD resin that produces high peel values.

Examples 14-15**Table VI**

Ingredients	Example 14	Example 15
Bareco® PX 100 Wax	20	20
Polymer A	40	40
ECR-158 ($T_g = 81^\circ\text{C}$)	40	-
Regalite® T-140 ($T_g = 68$)	-	40
100g Peels ($^\circ\text{C}$)	64	62

5

Bonding Tests For Examples 14-15 (Table VII)

10

Table VII

Bonding Tests	Example 14	Example 15
@ -40°C (-40°F)	Excellent	Excellent
@ -29°C (-20°F)	Excellent	Excellent
@ -18°C (0°F)	Excellent	Excellent
@ 4.5°C (40°F)	Excellent	Excellent
@ 23°C (73°F)	Excellent	Excellent
@ 49°C (120°F)	Excellent	Excellent
@ 60°C (140°F)	Good	Excellent

Examples 14 and 15 illustrate the use of DCPD resins having high T_g 's with homogeneous ethylene α /olefin interpolymers. Polymer A is a .870 g/cm³ density, 500 MI substantially linear ethylene-octene interpolymers. (The Dow Chemical Company)

The following experimental design was conducted with the ranges of ingredients found in the following table.

Table VIII

Ingredient	Range (wt-%)
Escorez® 5600	0-35
DCPD based hydrocarbon resin ($T_g = 47^\circ$)	
Nirez® V-2040	0-35
Terpene phenolic resin	
ECR 158	0-35
DCPD based hydrocarbon resin ($T_g = 81^\circ$)	
EVA (28% vinyl acetate and MI =800 g/10 minutes)	45
Bareco C-4040 synthetic high melting wax	20

The samples were prepared in a conventional manner utilizing an upright mixer at a temperature of about 150°C -175°C. Tackifying resin and wax were premelted in a forced air oven set to a temperature of about 175°C. The samples were mixed until they were smooth and homogeneous.

Samples were prepared according to the experimental design generated by computer and a contour plot as in Figure 1 was generated.

Figure 1 illustrates the effect on the peel value of each of the three tackifying resins while holding everything else, polymer and wax, constant.

Samples having high amounts up to 100% of the hydrocarbon resin having a T_g of 47°C produced the hot melt compositions with the lowest peel values. The terpene phenolic tackifying resin produced peel values as high as the hydrocarbon resin having a high T_g but the samples were very brittle and had high cloud points indicating incompatibility. Blends having ECR 158 exhibited high peel values when mixed with one or both of the other resins.

This design illustrates the exceptional heat resistance obtained with the compositions of the present invention while maintaining flexibility.

TRANSMITTAL OF INFORMATION DISCLOSURE STATEMENT
(Under 37 CFR 1.97(b) or 1.97(c))

Docket No.
EI-084-US-02

Jc135 U.S. PTO
09/300544
04/27/99

In Re Application Of: Thomas H. Quinn, Steven W. Albrecht, Beth M. Eichler-Johnson, David B. Malcolm,
Lisa L. Ryan

Serial No.
N/A

Filing Date
April 27, 1999

Examiner

Group Art Unit

Title: **IMPROVED HOT MELTS UTILIZING A HIGH GLASS TRANSITION TEMPERATURE SUBSTANTIALLY ALIPHATIC TACKIFYING RESIN**

Payment of Fee

(Only complete if Applicant elects to pay the fee set forth in 37 CFR 1.17(p))

- ☐ A check in the amount of _____ is attached.
- ☐ The Assistant Commissioner is hereby authorized to charge and credit Deposit Account No. _____ as described below. A duplicate copy of this sheet is enclosed.
- ☐ Charge the amount of _____
- ☐ Credit any overpayment.
- ☐ Charge any additional fee required.

Certificate of Transmission by Facsimile*

I certify that this document and authorization to charge deposit account is being facsimile transmitted to the United States Patent and Trademark Office (Fax. No. _____)

_____) on _____
(Date)

Signature

Typed or Printed Name of Person Signing Certificate

*This certificate may only be used if paying by deposit account.

Carolyn A. Fischer
Signature

Certificate of Mailing by EXPRESS Mail

I certify that this document and fee is being deposited on APRIL 27, 1999 with the U.S. Postal Service as EXPRESS mail under 37 C.F.R. 1.8 and is addressed to the Assistant Commissioner for Patents, Washington, D.C. 20231.

Katharine D. Carroll

Signature of Person Mailing Correspondence

Katharine D. Carroll

Typed or Printed Name of Person Mailing Correspondence

EXPRESS MAIL

NO. EI 126 952 911 US

Dated: April 27, 1999

H.B. Fuller Company
Patent Department
P.O. Box 64683
St. Paul, MN 55164-0683

CC:

**TRANSMITTAL OF INFORMATION DISCLOSURE STATEMENT
(Under 37 CFR 1.97(b) or 1.97(c))**

Docket No.
EI-084-US-02

In Re Application Of: **Thomas H. Quinn, Steven W. Albrecht, Beth M. Eichler-Johnson, David B. Malcolm,
Lisa L. Ryan**

Serial No.
N/A

Filing Date
April 27, 1999

Examiner

Group Art Unit

Title: **IMPROVED HOT MELTS UTILIZING A HIGH GLASS TRANSITION TEMPERATURE SUBSTANTIALLY
ALIPHATIC TACKIFYING RESIN**

Address to:
Assistant Commissioner for Patents
Washington, D.C. 20231

37 CFR 1.97(b)

1. ☒ The Information Disclosure Statement submitted herewith is being filed within three months of the filing of a national application; within three months of the date of entry of the national stage as set forth in 37 CFR 1.491 in an international application; or before the mailing date of a first Office Action on the merits, whichever event occurs last.

37 CFR 1.97(c)

2. ☐ The Information Disclosure Statement submitted herewith is being filed after three months of the filing of a national application, or the date of entry of the national stage as set forth in 37 CFR 1.491 in an international application; or after the mailing date of a first Office Action on the merits, whichever occurred last but before the mailing date of either:

1. a Final Action under 37 CFR 1.113, or
 2. a Notice of Allowance under 37 CFR 1.311,
- whichever occurs first.

Also submitted herewith is:

- ☐ a certification as specified in 37 CFR 1.97(e);

OR

- ☐ the fee set forth in 37 CFR 1.17(p) for submission of an Information Disclosure Statement under 37 CFR 1.97(c).

PATENT APPLICATION FEE DETERMINATION RECORD

Effective November 10, 1998

Application or Docket Number

09/300544

CLAIMS AS FILED - PART I

	(Column 1)	(Column 2)
FOR	NUMBER FILED	NUMBER EXTRA
BASIC FEE		
TOTAL CLAIMS	29 minus 20 = *	9
INDEPENDENT CLAIMS	9 minus 3 = *	1
MULTIPLE DEPENDENT CLAIM PRESENT		

* If the difference in column 1 is less than zero, enter "0" in column 2

CLAIMS AS AMENDED - PART II

	(Column 1)	(Column 2)	(Column 3)
AMENDMENT A	CLAIMS REMAINING AFTER AMENDMENT	HIGHEST NUMBER PREVIOUSLY PAID FOR	PRESENT EXTRA
Total	* 30 Minus	** 29	= 1
Independent	* 5 Minus	*** 4	= 1
FIRST PRESENTATION OF MULTIPLE DEPENDENT CLAIM			

	(Column 1)	(Column 2)	(Column 3)
AMENDMENT B	CLAIMS REMAINING AFTER AMENDMENT	HIGHEST NUMBER PREVIOUSLY PAID FOR	PRESENT EXTRA
Total	* 30 Minus	** 30	= 0
Independent	* 5 Minus	*** 5	= 0
FIRST PRESENTATION OF MULTIPLE DEPENDENT CLAIM			

	(Column 1)	(Column 2)	(Column 3)
AMENDMENT C	CLAIMS REMAINING AFTER AMENDMENT	HIGHEST NUMBER PREVIOUSLY PAID FOR	PRESENT EXTRA
Total	* 30 Minus	** 20	= 10
Independent	* 5 Minus	*** 3	= 2
FIRST PRESENTATION OF MULTIPLE DEPENDENT CLAIM			

* If the entry in column 1 is less than the entry in column 2, write "0" in column 3.

** If the "Highest Number Previously Paid For" IN THIS SPACE is less than 20, enter "20."

*** If the "Highest Number Previously Paid For" IN THIS SPACE is less than 3, enter "3."

The "Highest Number Previously Paid For" (Total or Independent) is the highest number found in the appropriate box in column 1.

SMALL ENTITY TYPE ☒

OR

OTHER THAN SMALL ENTITY

RATE	FEE
	380.00
X\$ 9=	
X39=	
+130=	
TOTAL	

RATE	FEE
	760.00
X\$18=	162
X78=	78
+260=	
TOTAL	1000

SMALL ENTITY OR

OTHER THAN SMALL ENTITY

RATE	ADDITIONAL FEE
X\$ 9=	
X39=	
+130=	
TOTAL ADDIT. FEE	

RATE	ADDITIONAL FEE
X\$18=	18
X78=	78
+260=	
TOTAL ADDIT. FEE	96

RATE	ADDITIONAL FEE
X\$ 9=	
X39=	
+130=	
TOTAL ADDIT. FEE	

RATE	ADDITIONAL FEE
X\$18=	
X78=	
+260=	
TOTAL ADDIT. FEE	

RATE	ADDITIONAL FEE
X\$ 9=	
X39=	
+130=	
TOTAL ADDIT. FEE	

RATE	ADDITIONAL FEE
X\$18=	180
X78=	168
+260=	
TOTAL ADDIT. FEE	

PATENT APPLICATION SERIAL NO. _____

U.S. DEPARTMENT OF COMMERCE
PATENT AND TRADEMARK OFFICE
FEE RECORD SHEET

05/05/1999 TDADE1 00000013 062241 09300544

01 FC:101	760.00 CH
02 FC:103	162.00 CH
03 FC:102	78.00 CH

Claims:

- 5
SN
B1
1. An improved hot melt adhesive composition, comprising:
 - a) about 10% by weight to about 50% by weight of at least one substantially aliphatic tackifying resin having a glass transition temperature of greater than 65°C; and
 - b) about 20% by weight to about 60% by weight of at least one thermoplastic polymer; and
 - c) 0% by weight to about 40% by weight of at least one wax;

10 wherein said total tackifying resin concentration does not exceed said polymer concentration by percent weight of said adhesive composition.
 2. The adhesive composition of Claim 1 wherein said thermoplastic polymer is selected from the group consisting of copolymers and terpolymers of ethylene; amorphous polyalphaolefins; rubbery block copolymers; homogeneous ethylene/ α -olefin interpolymers and mixtures thereof.
 3. The adhesive of Claim 1 wherein said composition comprises from about 15% by weight to about 40% by weight of said tackifying resin.
 - 20
SN
B2
 4. The adhesive of Claim 1 wherein said tackifying resin has a melting point of greater than about 135°C.
 5. The adhesive of Claim 1 wherein said tackifying resin has a T_g of greater than about 68°C (about 155°F) at onset.
 - 25
 6. The adhesive of Claim 1 wherein said tackifying resin has a T_g of greater than about 70°C at onset.
 - 30 7. The adhesive of Claim 1 wherein the tackifying resin has a Gardner Color of less than 3.

8. The adhesive of Claim 1 wherein the tackifying resin has a Gardner Color of from about 1 to about 2.
- 5 9. The adhesive of Claim 1 wherein said tackifying resin has a bromine value of less than about 5.
10. The adhesive of Claim 1 wherein the tackifying resin has less than about 10% by weight aromatics.
- 10 11. The adhesive of Claim 1 wherein the tackifying resin has less than about 5% by weight aromatics.
12. The adhesive of Claim 1 comprising from about 10% by weight to about 40% by weight of at least one wax.
- 15 13. The adhesive of Claim 1 wherein the wax is selected from the group consisting of synthetic waxes having a melting point of greater than about 80°C, microcrystalline waxes and paraffin waxes.
- 20 14. The adhesive of Claim 1 wherein at least one thermoplastic polymer is a copolymer of ethylene wherein said copolymer is selected from the group consisting of vinyl acetate, *n*-butyl acrylate, methyl acrylate, vinyl esters and mixtures thereof.
- 25 15. The adhesive of Claim 12 wherein said peel value is greater than about 140°F (about 60°C).
16. The adhesive of Claim 1 wherein said peel value is greater than about 65°C.
- 30 17. The adhesive of Claim 2 wherein said thermoplastic polymer is a homogenous ethylene/ α -olefin interpolymers.

18. The adhesive of Claim 17 further comprising a block copolymer.
19. The adhesive of Claim 18 wherein the peel values are greater than about 70°C.
- 5 20. An improved hot melt adhesive composition, comprising:
- a) about 10% by weight to about 50% by weight of at least one tackifying resin having a glass transition temperature of 65°C or higher, said tackifying resin derived, at least in part, from dicyclopentadiene;
 - b) about 20% by weight to about 60% by weight of at least one thermoplastic polymer selected from the group consisting of copolymers and terpolymers of ethylene; amorphous polyalphaolefins, homogenous ethylene/ α -olefin interpolymers, rubbery block copolymers, and mixtures thereof; and
 - c) 0% by weight to about 40% by weight of at least one wax;
- 15 wherein said total tackifying resin concentration does not exceed said polymer concentration by percent weight of said adhesive composition.
21. The composition of Claim 20 wherein said composition comprises from about 10% by weight to about 45% by weight of said tackifying resin.
- 20 22. A hot melt adhesive comprising:
- a) from about 10% by weight to about 80% by weight of at least one hydrocarbon tackifying resin derived, at least in part, from dicyclopentadiene and having a T_g of greater than about 65°C; and
 - b) from about 10% by weight to about 80% by weight of at least one polymer selected from the group consisting of amorphous polyalphaolefins, rubbery block copolymers and mixtures thereof.
- 25 23. The adhesive of Claim 22 wherein said tackifying resin has a T_g of greater than about 68°C (about 155°F).
- 30

24. The adhesive of Claim 22 wherein greater than about 80 wt-% of the total resin unit is derived from dicyclopentadiene.

25. The adhesive of Claim 22 wherein the tackifying resin is hydrogenated.

5

26. The adhesive of Claim 22 further comprising up to about 40% by weight of a solid benzoate plasticizer.

27. The adhesive of Claim 22 wherein the peel values are greater than about 70°C.

10

28. A hot melt adhesive comprising:

- a) from about 10% by weight to about 80% by weight of at least one aliphatic tackifying resin having a T_g of greater than 65°C; and
- b) from about 10% by weight to about 80% by weight of at least one polymer selected from the group consisting of amorphous polyalphaolefins, rubbery block copolymers and mixtures thereof.

15

29. The adhesive composition of Claim 1 wherein the thermoplastic polymer is present in an amount ranging from about 20% by weight to about 50% by weight.

add
B5

Abstract

This invention relates to an improved hot melt adhesive comprising a tackifying resin wherein the resin is substantially aliphatic and has a glass transition temperature of greater than 65°C and a thermoplastic polymer.

5

Docket No.
EI-084-US-02

Declaration and Power of Attorney For Patent Application

English Language Declaration

As a below named inventor, I hereby declare that:

My residence, post office address and citizenship are as stated below next to my name,

I believe I am the original, first and sole inventor (if only one name is listed below) or an original, first and joint inventor (if plural names are listed below) of the subject matter which is claimed and for which a patent is sought on the invention entitled

IMPROVED HOT MELTS UTILIZING A HIGH GLASS TRANSITION TEMPERATURE SUBSTANTIALLY ALIPHATIC TACKIFYING RESIN

the specification of which

(check one)

☒ is attached hereto.

☐ was filed on _____ as United States Application No. or PCT International Application Number _____ and was amended on _____ (if applicable)

I hereby state that I have reviewed and understand the contents of the above identified specification, including the claims, as amended by any amendment referred to above.

I acknowledge the duty to disclose to the United States Patent and Trademark Office all information known to me to be material to patentability as defined in Title 37, Code of Federal Regulations, Section 1.56.

I hereby claim foreign priority benefits under Title 35, United States Code, Section 119(a)-(d) or Section 365(b) of any foreign application(s) for patent or inventor's certificate, or Section 365(a) of any PCT International application which designated at least one country other than the United States, listed below and have also identified below, by checking the box, any foreign application for patent or inventor's certificate or PCT International application having a filing date before that of the application on which priority is claimed.

Prior Foreign Application(s)			Priority Not Claimed
_____ (Number)	_____ (Country)	_____ (Day/Month/Year Filed)	<input type="checkbox"/>
_____ (Number)	_____ (Country)	_____ (Day/Month/Year Filed)	<input type="checkbox"/>
_____ (Number)	_____ (Country)	_____ (Day/Month/Year Filed)	<input type="checkbox"/>

6-30-98

(Filing Date)

(Filing Date)

(Filing Date)

I hereby claim the benefit under 35 U. S. C. Section 120 of any United States application(s), or Section 365(c) of any PCT International application designating the United States, listed below and, insofar as the subject matter of each of the claims of this application is not disclosed in the prior United States or PCT International application in the manner provided by the first paragraph of 35 U.S.C. Section 112, I acknowledge the duty to disclose to the United States Patent and Trademark Office all information known to me to be material to patentability as defined in Title 37, C. F. R., Section 1.56 which became available between the filing date of the prior application and the national or PCT International filing date of this application:

(Filing Date)

(Status)
(patented, pending, abandoned)

(Filing Date)

(Status)
(patented, pending, abandoned)

(Filing Date)

(Status)
(patented, pending, abandoned)

I hereby declare that all statements made herein of my own knowledge are true and that all statements made on information and belief are believed to be true; and further that these statements were made with the knowledge that willful false statements and the like so made are punishable by fine or imprisonment, or both, under Section 1001 of Title 18 of the United States Code and that such willful false statements may jeopardize the validity of the application or any patent issued thereon.

POWER OF ATTORNEY: As a named inventor, I hereby appoint the following attorney(s) and/or agent(s) to prosecute this application and transact all business in the Patent and Trademark Office connected therewith. *(list name and registration number)*

Nancy N. Quan, Reg. # 36,248

Lisa L. Ryan, Reg. # 43,071

Carmen Pili Curtis, Reg. # 34,981

Carolyn A. Fischer, Reg. # 39,091

Send Correspondence to: **H.B. Fuller Company**
Patent Department
1200 Willow Lake Boulevard, P.O. Box 64683
St. Paul, Minnesota 55164-0683

Direct Telephone Calls to: *(name and telephone number)*
Carolyn A. Fischer (651) 236-5304

Full name of sole or first inventor Thomas H. Quinn	
Sole or first inventor's signature <i>Thomas H. Quinn</i>	Date 4-26-99
Residence 950 Fairmount Avenue	
Citizenship U.S.A.	
Post Office Address St. Paul, Minnesota 55105	

Full name of second inventor, if any Steven W. Albrecht	
Second inventor's signature <i>Steven W. Albrecht</i>	Date 4/26/99
Residence 7551 North Shore Circle	
Citizenship U.S.A.	
Post Office Address Forest Lake, Minnesota 55025	

EXPRESS MAIL

Full name of third inventor, if any Beth M. Eichler-Johnson	
Third inventor's signature <i>Beth M. Eichler-Johnson</i>	Date <i>4/26/99</i>
Residence 520 Marshall Avenue	
Citizenship U.S.A.	
Post Office Address St. Paul, Minnesota 55012	

Full name of fourth inventor, if any David B. Malcolm	
Fourth inventor's signature <i>David B. Malcolm</i>	Date <i>4/27/99</i>
Residence 2190 German Street	
Citizenship U.S.A.	
Post Office Address Maplewood, Minnesota 55109	

Full name of fifth inventor, if any LISA L. RYAN	
Fifth inventor's signature	Date
Residence 13308 87th WAY NORTH	
Citizenship USA	
Post Office Address MAPLE GROVE, MINNESOTA 55369	

Full name of sixth inventor, if any	
Sixth inventor's signature	Date
Residence	
Citizenship	
Post Office Address	

APR. 27. 1999 9:47AM HBF

-B2 PATENTS #651-236-5126

NO. 916

P. 3

Page 4 of 4

Full name of third inventor, if any

Beth M. Eichler-Johnson

Third inventor's signature

Beth M. Eichler-Johnson

Date

4/26/99

Residence

520 Marshall Avenue

Citizenship

U.S.A.

Post Office Address

St. Paul, Minnesota 55012

Full name of fourth inventor, if any

David B. Malcolm

Fourth inventor's signature

David B. Malcolm

Date

4/27/99

Residence

2190 German Street

Citizenship

U.S.A.

Post Office Address

Maplewood, Minnesota 55109

Full name of fifth inventor, if any

LISA L. RYAN

Fifth inventor's signature

Lisa L. Ryan

Date

4/27/99

Residence

13308 87th Way North

Citizenship

U.S.A.

Post Office Address

MAPLE GROVE MINNESOTA 55369

Full name of sixth inventor, if any

Sixth inventor's signature

Date

Residence

Citizenship

Post Office Address

BEST AVAILABLE COPY



ATTORNEY'S DOCKET

97-084-US-02

PATENT

IN THE UNITED STATES PATENT AND TRADEMARK OFFICE

#2
Beu
8-12-99

Serial No.: 09/300,544	Filing Date: 4/27/99
Inventors: Thomas H. Quinn et al.	
Title: Improved Hot Melts Utilizing A High Glass Transition Temperature Substantially Aliphatic Tackifying Resin	
Examiner: Unknown	Group Art: Unknown

Assistant Commissioner for Patents
Washington, DC 20231

SUPPLEMENTAL INFORMATION DISCLOSURE STATEMENTRECEIVED
MAY 20 1999
GROUP 1700

Dear Sir:

With regard to the above-identified application, Applicants are aware of the following reference. The applicants wish to call this reference to the attention of the Examiner to satisfy the disclosure requirements. A copy of the reference is enclosed for the Examiner's review (see attached form).

General Discussion of the Cited Reference

U.S. Patent No. 4,330,655 to Bullard issued May 18, 1982 relates to olefin fractions containing predominantly C10 olefins polymerized to yield resinous product having and softening point of 130° C to 150° C and some as high as 160° C.

It is believed that the claims of the current invention are patentably distinguishable from the claims of the art cited above but applicants hereby fulfill their duty of disclosure. Applicants respectfully request consideration and allowance of the claims requested.

Date: 5-13-99

Respectfully Submitted,

Carolyn A. Fischer, Reg. No. 39,091
1200 Willow Lake Boulevard
P.O. Box 64683
St. Paul, MN 55164-0683
FAX: (651) 236-5126
Phone: (651) 236-5304

ATTORNEY'S DOCKET

EI-084-05-02

97-084-05-02

PATENT

0240
GAU1713

IN THE UNITED STATES PATENT AND TRADEMARK OFFICE

Serial No.: 09/300,544	Filing Date: 4/27/99
Invent rs: Thomas H. Quinn et al.	MAY 17 1999
Title: Improved Hot Melts Utilizing High Glass Transition Temperature Substantially Aliphatic Tackifying Resin	
Examiner: Unknown	Group Art: Unknown

Assistant Commissioner for Patents
Washington, DC 20231

RECEIVED
MAY 20 1999
GROUP 1700

TRANSMITTAL LETTER

1. In Regard to the above-identified application, we are submitting the attached:
1 Pg Supplemental IDS with 1 Pg Modified Form 1449 and References: H.B. Fuller Company Transmittal Letter; Post Card
2. With respect to fees:
☒ No additional fee is required.
? Attached is check(s) in the amount for \$
? Charge additional fee to our Deposit Account No. 06-2241

CONDITIONAL PETITION AND FEE FOR EXTENSION OF TIME

3. This conditional petition is being filed along with the papers identified in Item 1 above and provides for the possibility that Applicant has inadvertently overlooked the need for a petition and fee for extension of time. If any extension of time for the accompanying response is required, Applicant requests that this be considered a petition therefor.
4. Please charge any additional fees for credit overpayment associated with this communication to the Deposit Account No. 06-2241

H.B. Fuller Company

By Carolyn A. Fischer
Carolyn A. Fischer
Reg. No. 39,091

1200 Willow Lake Boulevard
P.O. Box 64683
St. Paul, MN 55164-0683
FAX: (651) 236-5126
Phone: (651) 236-5304

Certificate Under 37 CFR 1.8: I hereby certify that this Transmittal Letter and the papers(s) as described herein, are being deposited in the U.S. Postal Service, as FIRST CLASS MAIL, addressed to Assistant Commissioner for Patents, Washington D.C. 20231 on May 13, 1999.

Carrie M. Arcand
Carrie M. Arcand

IN THE UNITED STATES PATENT AND TRADEMARK OFFICE

In Re Application of:	Quinn et al.
Serial No:	09/300,544
Filed:	4/27/99
For:	IMPROVED HOT MELTS UTILIZING A HIGH GLASS TRANSITION TEMPERATURE SUBSTANTIALLY ALIPHATIC TACKIFYING RESIN
Examiner:	Unknown
Group Art:	1713

# 3
3/2/00
Q.M.RECEIVED
FEB -9 2000
TC 1700 MAIL ROOMAssistant Commissioner for Patents
Washington, DC 20231**SUPPLEMENTAL INFORMATION DISCLOSURE STATEMENT**

Dear Sir:

With regard to the above-identified application, Applicants are aware of the following reference. The applicants wish to call this reference to the attention of the Examiner to satisfy the disclosure requirements. A copy of the reference is enclosed for the Examiner's review.

General Discussion of the Cited Reference

The attached reference(s) were cited in the International Search Report. By submission of the references Applicant is not making any admission to their relevancy. Applicants further believe that the claims of the current invention are patentable. Applicants respectfully request consideration and allowance of the claims requested.

Respectfully Submitted,

Date: 2-3-2000H.B. FULLER COMPANY
PATENT DEPARTMENT
1200 Willow Lake Boulevard
P.O. Box 64683
St. Paul, MN 55164-0683
Telephone: (651) 236-5304
FAX: (651) 236-5126Carolyn A. Fischer,
Reg. No. 39,091
H.B. Fuller Company - Patent Dept.
P.O. Box 64683
St. Paul, MN 55164-0683

Ap 1713

IN THE UNITED STATES PATENT AND TRADEMARK OFFICE

In Re Application of:	Quinn et al.
Serial No:	09/300,544
Filed:	4/27/99
For:	IMPROVED HOT MELTS UTILIZING HIGH GLASS TRANSITION TEMPERATURE SUBSTANTIALLY ALIPHATIC TACKIFYING RESIN
Examiner:	Unknown
Group Art:	1713

RECEIVED
FEB - 9 2000
TC 1700 MAIL ROOMAssistant Commissioner for Patents
Washington, DC 20231

TRANSMITTAL LETTER

1. In Regard to the above-identified application, we are submitting the attached:
1 Pg Supplemental IDS with 1 Pg Modified Form 1449 and References: H.B. Fuller Company Transmittal Letter; Post Card
2. With respect to fees:
☒ No additional fee is required.
? Attached is check(s) in the amount for \$
? Charge additional fee to our Deposit Account No. 06-2241

CONDITIONAL PETITION AND FEE FOR EXTENSION OF TIME

3. This conditional petition is being filed along with the papers identified in Item 1 above and provides for the possibility that Applicant has inadvertently overlooked the need for a petition and fee for extension of time. If any extension of time for the accompanying response is required, Applicant requests that this be considered a petition therefor.
4. Please charge any additional fees for credit overpayment associated with this communication to the Deposit Account No. 06-2241

H.B. Fuller Company
1200 Willow Lake Boulevard
P.O. Box 64683
St. Paul, MN 55164-0683
Telephone: (651) 236-5304
FAX: (651) 236-5126By Carolyn A. Fischer
Carolyn A. Fischer
Reg. No. 39,091

Certificate Under 37 CFR 1.8: I hereby certify that this Transmittal Letter and the papers(s) as described herein, are being deposited in the U.S. Postal Service, as FIRST CLASS MAIL, addressed to Assistant Commissioner for Patents, Washington D.C. 20231 on

Feb. 3, 2000Carrie M. Arcand
Carrie M. Arcand

This Page Is Inserted by IFW Operations
and is not a part of the Official Record

BEST AVAILABLE IMAGES

Defective images within this document are accurate representations of the original documents submitted by the applicant.

Defects in the images may include (but are not limited to):

- BLACK BORDERS
- TEXT CUT OFF AT TOP, BOTTOM OR SIDES
- FADED TEXT
- ILLEGIBLE TEXT
- SKEWED/SLANTED IMAGES
- COLORED PHOTOS
- BLACK OR VERY BLACK AND WHITE DARK PHOTOS
- GRAY SCALE DOCUMENTS

IMAGES ARE BEST AVAILABLE COPY.

As rescanning documents *will not* correct images,
please do not report the images to the
Image Problem Mailbox.



INTERNATIONAL APPLICATION PUBLISHED UNDER THE PATENT COOPERATION TREATY (PCT)

(51) International Patent Classification ⁶ : C09J 123/08	A1	(11) International Publication Number: WO 97/15635
		(43) International Publication Date: 1 May 1997 (01.05.97)
<p>(21) International Application Number: PCT/EP96/03858</p> <p>(22) International Filing Date: 2 September 1996 (02.09.96)</p> <p>(30) Priority Data: 9521499.5 20 October 1995 (20.10.95) GB</p> <p>(71) Applicant (for all designated States except US): EXXON CHEMICAL PATENTS INC. [US/US]; 1900 East Linden Avenue, Linden, NJ 07036 (US).</p> <p>(72) Inventors; and</p> <p>(75) Inventors/Applicants (for US only): FAISSAT, Michel, Louis [FR/BE]; Avenue Marie-Louise 21, B-1410 Waterloo (BE). ROBBERECHTS, Herman, Diederik, Marie, Emiel [BE/BE]; Ipsvoordestraat 43, B-1880 Nieuwenrode (BE).</p> <p>(74) Agents: BAWDEN, Peter, Charles et al.; Exxon Chemical Limited, Exxon Chemical Technology Centre, Abingdon, P.O. Box 1, Oxfordshire OX13 6BB (GB).</p>		<p>(81) Designated States: CN, KR, US, European patent (AT, BE, CH, DE, DK, ES, FI, FR, GB, GR, IE, IT, LU, MC, NL, PT, SE).</p> <p>Published With international search report.</p>
<p>(54) Title: SPRAYABLE ETHYLENE BASED HOT MELT ADHESIVES</p> <p>(57) Abstract</p> <p>This invention relates to sprayable hot melt adhesive compositions comprising a polymer of ethylene and a polar monomer and a tackifier.</p>		

FOR THE PURPOSES OF INFORMATION ONLY

Codes used to identify States party to the PCT on the front pages of pamphlets publishing international applications under the PCT.

AM	Armenia	GB	United Kingdom	MW	Malawi
AT	Austria	GE	Georgia	MX	Mexico
AU	Australia	GN	Guinea	NE	Niger
BB	Barbados	GR	Greece	NL	Netherlands
BE	Belgium	HU	Hungary	NO	Norway
BF	Burkina Faso	IE	Ireland	NZ	New Zealand
BG	Bulgaria	IT	Italy	PL	Poland
BJ	Benin	JP	Japan	PT	Portugal
BR	Brazil	KE	Kenya	RO	Romania
BY	Belarus	KG	Kyrgyzstan	RU	Russian Federation
CA	Canada	KP	Democratic People's Republic of Korea	SD	Sudan
CF	Central African Republic	KR	Republic of Korea	SE	Sweden
CG	Congo	KZ	Kazakhstan	SG	Singapore
CH	Switzerland	LJ	Liechtenstein	SI	Slovenia
CI	Côte d'Ivoire	LK	Sri Lanka	SK	Slovakia
CM	Cameroon	LR	Liberia	SN	Senegal
CN	China	LT	Lithuania	SZ	Swaziland
CS	Czechoslovakia	LU	Luxembourg	TD	Chad
CZ	Czech Republic	LV	Latvia	TG	Togo
DE	Germany	MC	Monaco	TJ	Tajikistan
DK	Denmark	MD	Republic of Moldova	TT	Trinidad and Tobago
EE	Estonia	MG	Madagascar	UA	Ukraine
ES	Spain	ML	Mali	UG	Uganda
FI	Finland	MN	Mongolia	US	United States of America
FR	France	MR	Mauritania	UZ	Uzbekistan
GA	Gabon			VN	Viet Nam

- 1 -

Sprayable Ethylene Based Hot Melt Adhesives

Inventors: Michel Faissat and Herman Robberechts

5 Field of the Invention

This invention relates to sprayable hot melt adhesives based upon ethylene copolymers and methods to apply these hot melt adhesives, particularly in disposable
10 packaging and assembly applications and articles produced by such methods.

Background of the Invention.

15 Sprayable hot melt adhesives are desirable for the economic and commercial reasons that they can be thinly, evenly and quickly coated onto a substrate, saving in both time and material, and that they allow better substrate coverage per quantity of adhesive. Typical
20 sprayable hot melt adhesives comprise an amorphous copolymer, generally a butene based copolymer of a styrene based block copolymer, combined with a tackifier. For example, U.S. Patent 4,959,207 discloses sprayable hot melt adhesives of butene copolymers having
25 up to 5.5 to 10 weight % ethylene, tackifier and amorphous diluent having a softening point greater than 90 °C. Similarly, EP 442 045 A2 discloses sprayable hot melt adhesives of amorphous polyalphaolefins having 3 to 75 weight % C₄ to C₁₀ alpha-olefin, 25 to 95 weight %
30 propylene 0 to 20 weight % ethylene. In the past attempts have been made to produce sprayable ethylene α -olefin copolymer based hot melt adhesives. However, these blends were unsuccessful because the polymer would coagulate at the nozzle head or give uneven coating
35 patterns of spots of unequal size rather than a regular even coating pattern. JP- 4180981 A addresses the problem of coagulation at the nozzle head by disclosing

- 2 -

a hot melt adhesives of wax, bivalent phenol stabilizer, partially maleated or fumarated rosin ester tackifier and ethylene copolymer of ethylene mono-carboxylic vinyl ester/acrylic ester and suggesting that they will not
5 clog the nozzle head when sprayed. However, when actually sprayed these hot melt adhesives will not produce a regular even pattern.

Similarly, WO 94 10256 discloses ethylene copolymer
10 blends for hot melt adhesives. However these blends are not suggested for use in spraying applications.

Thus, this invention provides new sprayable hot melt adhesive compositions based upon ethylene copolymers.

15

Summary of the Invention.

This invention relates firstly to sprayable hot melt adhesive compositions comprising: a tackifier and an
20 ethylene polymer having up to 45 weight % polar comonomer, based upon the weight of the copolymer and secondly to a process for spraying ethylene polymers comprising selecting a hot melt adhesive composition described above; provided that the tackifier should not
25 be a rosin ester based tackifier with a softening point of 110-140 °C used in combination with a di-hydric phenol based stabilizer.

atomizing, spiral spraying or melt blowing the hot melt adhesive selected onto a substrate.

30

Detailed Description

In a preferred embodiment, this invention relates to sprayable hot melt adhesive compositions comprising: a
35 tackifier, and an ethylene polymer having up to 40 weight % of a polar comonomer, based upon the weight of the copolymer; and melt index of 5 or more.

Preferred ethylene polymers that can be used in the practice of this invention include ethylene polymers having up to 40 weight %, from 0.5 to 33 weight %, even more preferably from 10 to 30 weight %, based upon the weight of the copolymer, of one or more polar comonomers. Preferred polar comonomers may be an ester, a carboxylic acid, an acrylic, and acrylic ester, a vinyl ester or the like. In a preferred embodiment the polar monomer is a vinyl ester or an alkyl acrylic ester, such as vinyl acetate, acrylic acid, methyl acrylate, ethyl acrylate, propyl acrylate, butyl acrylate, methacrylic acid, ethacrylic acid, and derivatives thereof.

In another preferred embodiment the ethylene polymers used in this invention have a melt index as measured by ASTM 1238, condition E, of 5 dg/min or more, preferably 15 dg/min or more, even more preferably 30 dg/min or more, even more preferably between about 100 and 10,000 dg/min.

In another preferred embodiment, the ethylene polymers of this invention are at least 50 % amorphous, preferably between 60 and 100% amorphous, even more preferably between 70 and 100% amorphous. Percent amorphous content is determined by Differential Scanning Calorimetry measurement according to ASTM E 794-85.

Preferred tackifiers that may be blended with the ethylene copolymers described above are those typically used in the art. Examples include, but are not limited to, aliphatic hydrocarbon resins, aromatic modified aliphatic hydrocarbon resins, hydrogenated polycyclopentadiene resins, polycyclopentadiene resins, gum rosins, gum rosin esters, wood rosins, wood rosin esters, tall oil rosins, tall oil rosin esters,

polyterpenes, aromatic modified polyterpenes, terpene phenolics, aromatic modified hydrogenated polycyclopentadiene resins, hydrogenated aliphatic resin, hydrogenated aliphatic aromatic resins, 5 hydrogenated terpenes and modified terpenes, and hydrogenated rosin esters. In a preferred embodiment the tackifier is hydrogenated. Provided, however, that the tackifier should not be a rosin ester based tackifier with a softening point of 110-140 °C used in combination 10 with a di-hydric phenol based stabilizer. Preferred tackifiers include the tall oil rosin esters and the cyclic C₅ based tackifiers.

The tackifier is typically present at about 15 weight % 15 to about 75 weight %, based upon the weight of the blend, more preferably 30 weight % to 65 weight %, even more preferably 40 weight % to 60 weight %.

The ethylene polymer and the tackifier may be blended 20 together by methods known in the art. For example the ethylene copolymer and the tackifiers can be physically admixed, they can be melt blended, they can be master batched, they can be solvent blended and the like. In one non-limiting example, the polymer and the tackifier 25 are melted in a Z-blade mixer or in a Brabender twin screw extruder and blended under high shear conditions. Their blend components should be chosen so that a final blend viscosity of 20,000 mPaS or less is obtained, preferably 15,000 or less, even more preferably 10,000 30 or less, even more preferably 8,000 or less even more preferably between 500 and 8000. The range of 500 to 5000 mPaS at 180°C is ideal for spraying a low coating weight and wide spray pattern (spiral, net like web, or nebulized droplets).

35 In addition to the polymer and the tackifier, one can add another polymer. Preferred polymers include any of

the polymers described above as ethylene polymers. The second polymer may be present at up to 50 weight %, preferably 0.1 weight % to 30 weight %. A preferred class of polymer to be added to the composition is an ethylene/propylene/butene terpolymer.

5 Ethylene/propylene/ butene terpolymers are not typically sprayable, however, when blended with the ethylene polymers described above, they can be formed into sprayable compositions. Examples of preferred

10 ethylene/propylene/butene terpolymers are VESTOPLAST™ 708, VESTOPLAST™750, and VESTOPLAST™408 which are commercially available from Hüls. The ethylene/propylene/butene terpolymer is preferably present at up to 50 weight %, even more preferably at

15 0.1 weight % to 20 weight %, even more preferably at 0.1 weight % to 15 weight %.

Another optional component of the ethylene polymer/tackifier composition is a plasticizer.

20 Preferred plasticizers include mineral oils, polybutenes, phthalates and the like. Particularly preferred plasticizers include phthalates such as diisoundecyl phthalate (DIUP), diisononylphthalate (DINP), dioctylphthalates (DOP) and the like.

25 Another optional component of the ethylene polymer/tackifier composition is a low molecular weight product such as wax, oil or low Mn polymer, (low meaning below Mn of 5000, preferably below 4000, more preferably below 3000, even more preferably below 2500). Preferred

30 oils include aliphatic naphthenic oils. Preferred low Mn polymers include polymers of lower alpha olefins such as propylene, butene, pentene, hexene and the like. A particularly preferred polymer includes polybutene having an Mn of less than 1000. An example of such a

35 polymer is available under the trade name PARAPOL™ 950 from Exxon Chemical Company. PARAPOL™ 950 is an liquid

polybutene polymer having an Mn of 950 and a kinematic viscosity of 220cSt at 100 °C, as measured by ASTM D 445.

The blend may then be applied directly to a substrate as
5 a hot melt adhesive or may be sprayed thereon. Spraying is defined to include atomizing, spiral spray controlled fiberization and melt blown techniques. Melt blown techniques are defined to include the methods described in U.S. patent 5,145,689 or any process where air
10 streams are used to break up filaments of the extrudate and then used to deposit the broken filaments on a substrate. In general, melt blown techniques are processes that use air to spin hot melt adhesive fibers and convey them onto a substrate for bonding. Fibers
15 sizes can easily be controlled from 20-200 microns by changing the melt to air ratio. Few, preferably no, stray fibers are generated due to the inherent stability of adhesive melt blown applicators. Under UV light the bonding appears as a regular, smooth, stretched dots
20 pattern. Atomization is a process that uses air to atomize hot melt adhesive into very small dots and convey them onto a substrate for bonding.

The blend may also be applied to a substrate using
25 conventional techniques for applying a hot melt adhesive to a substrate. Examples include hot melt jet nozzle coating, hot melt multiline coating, hot melt slot die coating, hot melt wheel coating, hot melt roller coating, and solvent roller coating.

30 In a preferred embodiment the blend is applied to a substrate using a spiral spray. Spiral spray is a method used for producing a filamentary spiral application. In one example the hot melt adhesive and
35 spray air are mixed inside the nozzle, eliminating external influences on the spray pattern. In another example, the hot melt adhesive is drawn into a small

fiber by high-velocity air jets. The fiber is then rotated by jets until it contacts the substrate, producing a helical pattern from the single strand of adhesive.

5

The sprayed hot melt adhesives of this invention can be used for disposable diaper and napkin chassis construction, elastic attachment in disposable goods converting, packaging, labelling and other assembly applications. Particularly preferred applications include: baby diaper leg elastic, diaper frontal tape, diaper standing leg cuff, diaper chassis construction, diaper core stabilization, diaper liquid transfer layer, diaper outer cover lamination, diaper elastic cuff lamination, feminine napkin core stabilization, feminine napping adhesive strip, industrial filtration bonding, industrial filter material lamination, filter mask lamination, surgical gown lamination, surgical drape lamination, and perishable products packaging.

20

Tests and Materials.

Melt Index (MI) was measured according to ASTM 1238, condition E (dg/min).

25 Density was measured according to ASTM D-792 (g/cc).

T-Peel was measured ASTM D1876-72 (20 mm wide test specimens and 2 inch/min (5.08 cm/min) head speed)

Viscosity was measured according to ASTM D 3236 at 180 °C (mPaS)

30 Penetration was measured according to ASTM D1321-86.

SAFT (Shear Adhesion Fail Temperature) was measured by adhering a coated polyethylene strip of 25 mm width to stainless steel via press lamination with a contact area of 12.5mm x 25mm, hanging samples in an oven held at 25 °

35 C and suspending a 500 gram weight from the bottom of the strip. The temperature is raised at 0.4 °C/min and

the bond failure temperature is measured. The SAFT is the average of three test samples. (°C).

Hot Shear was measured by suspending a 1000 gram weight from a 25 mm wide strip of polyethylene film coated with the adhesive formulation which is adhered with press lamination to a stainless steel plate with a contact area of 12.5mm x 25mm. The sample is placed in a ventilated oven at 40 °C. Every 30 minutes the temperature is increased by 10°C. Time and temperature are recorded until stress failure occurs. Typically these tests are made and recorded individually to determine the reliability of the holding power. (min, °C)

Sprayability was measured on a CT 325 Meltex coater under the conditions listed in Example 1. Perfect spiral is shown in figure 1, acceptable spiral is shown in figure 2 and no spiral but unequal spots is shown in figure 3.

Static shear was measured according to hot shear test set-up described above, but temperature is maintained constant at 50 °C. Time is recorded until stress failure occurs.

Molecular weights (Mw and Mn) were measured by Gel Permeation Chromatography, unless otherwise noted, using a Waters 150-CV Gel Permeation Chromatograph equipped with a differential refractive index (DRI) detector and polystyrene standards. Polymer samples were dissolved in trichlorobenzene solvent at 165 °C and the solutions were run at 145 °C using three Shodex GPC AT-80 M/S columns in series. This general technique is discussed in "Liquid Chromatography of Polymers and Related Materials III" J. Cazes Ed., Marcel Decker, 1981, page 207, which is incorporated by reference herein. No corrections for column spreading were employed; however, data on generally accepted standards, e.g. National Bureau of Standards Polyethylene 1475, demonstrated a precision with 0.1 units for Mw/Mn which was calculated

from elution times. The numerical analyses were performed using Expert Ease™ software available from Waters Corporation.

Melt Flow Rate (MFR) was measured according to ASTM D 1238 (10 kg, 230 °C)

VECTOR™ 4461D is a styrene-butadiene-styrene block copolymer having an melt flow rate of 23 dg/min, a styrene content of 43 weight %, and an Mw of 60,000.

VECTOR™ 4113 is a styrene-isoprene-styrene block copolymer having an melt flow rate of 10 dg/min, a styrene content of 15 weight %, and an Mw of 143,000.

XW-23 is an ethylene/butyl acrylate copolymer having an MI of 320 dg/min, and a butyl acrylate content of 33 weight %.

PARAPOL™ 950 is a liquid polybutene having an Mn of about 950 and a Kinematic viscosity of 220 cst at 100 °C, as measured by ASTM D445.

ESCOREZ™ 5380 is a hydrogenated polycyclopentadiene tackifier having a softening point of 85 °C.

ESCOREZ™ 5320 is a hydrogenated polycyclopentadiene tackifier having a softening point of 125 °C.

ESCOREZ™ 5300 is a hydrogenated polycyclopentadiene tackifier having a softening point of 105 °C.

ESCOREZ™ 6368 (ECR 368LC) is a hydrogenated aliphatic aromatic tackifier having a softening point of 100 °C.

OPTEMA™ XS 9304 is an ethylene/methylacrylate copolymer having and MI of 270 dg/min and density of 0.939 g/cc and an MA content of 21.5 %.

OPTEMA™ TC 140 is an ethylene/methylacrylate copolymer having and MI of 135 dg/min and density of 0.939 g/cc and an MA content of 21.5 %.

ADEVA™ 629 is a high modulus ethylene/vinyl acetate copolymer having an MI of 400 dg/min, and a VA content of 33%.

ESCORENE™ UL 40028 is an ethylene/vinyl acetate copolymer having an MI of 400 dg/min, and a VA content of 28%.

ESCORENE™ UL 15028 is an ethylene/vinyl acetate copolymer having an MI of 150 dg/min, and a VA content of 28 %.

ESCORENE™ UL 05540 is an ethylene/vinyl acetate copolymer having an MI of 55 dg/min, and a VA content of 40%

ECR 404 is a light color hydrogenated polycyclopentadiene tackifier having a softening point of 118 °C.

VECTOR™ DPX 554 is a styrene-isoprene-styrene block copolymer having an MFR of 9 and a styrene content of 30 weight %.

VESTOPLAST™750 is an ethylene/propylene/butene copolymer available from Hüls, having a density of 0.87 and an MV of 70,000.

VESTOPLAST™708 is an ethylene/propylene/butene copolymer available from Hüls, having a density of 0.87 and an MV of 45,000.

DIUP is diisoundecyl phthalate

PRIMOL™ 352 is a hydrogenated white aliphatic naphthenic oil available from Exxon Chemical Company.

Lotryl HY™ 6190 is an ethylene butyl acrylate copolymer having an MI of 400 dg/min and a butyl acrylate content of 28% available from Atochem.

EX 659 is a high modulus ethylene/vinyl acetate copolymer having an MI of 800 dg/min, and a VA content of 28% available from Exxon Chemical Company.

Meltex CT 325 is a coating machine from Nordson/Meltex.

EP 34-6SD spray head is a spiral spray coating head.

IRGANOX™ 1010 is an antioxidant available from Ciba Geigy described in U.S. Patents 3,285,855 and 3,644,482.

Examples

Several different ethylene copolymers were blended with one or more tackifiers according to the following procedure. In a Z-blade mixer with the rotorblades in Z-shape, 204 grams of the ethylene copolymer and 276 grams of tackifying resin were blended incrementally at 180 °C, under nitrogen, until the total volume of the polymer and tackifier were mixed. The components were allowed to mix for 10 minutes, then the parapol DIUP, etc, if any, were added. The blend was then mixed for another 50 minutes and poured into a release paper container. Several tests were performed on the various blends according to the procedures described above and the blends were sprayed using a CT 325 Meltex coater under the following conditions:

- 15 Melt section temp.: 170°C
- Hoze temp.: 175°C
- Nozzle temp.: 175°C
- Air temp.: 200°C
- 12 notches spiralhead
- 20 Nip roll: 1 bar
- Brake roll 1: 0-0.5 bar
- Brake roll 2: 0-0.5 bar
- Unwind 1: 0-0.5 bar
- Lamination roll 1: 4 bar
- 25 Lamination roll 2: 4 bar
- Umwind 2: 0-0.5 bar
- Cooling Unit: 15-16°C
- Webspeed: 125 m/min
- pumpspeed between 40-50 rpm on TACHO to have a coating
- 30 weight of ± 0.5 g/lm for a spiral diameter of 4-4.5 cm

The polymers, blend components and data are reported in Tables 1 to 4.

- 35 Symbols and terms in the Tables
- 1 = g/spiral spray ± 4 cm, Adhesive spiral sprayed onto a nonwoven coverstock of thermally bonded polypropylene and then bonded to a polyethylene substrate.

2 = Adhesive coated onto polyethylene substrate then bonded to another polyethylene substrate.

3 = adhesive meltblown onto a nonwoven coverstock of thermally bonded polypropylene then bonded to polyethylene substrate.

Perfect blownability means that the adhesive was deposited evenly with the same coating weight left to right on the substrate.

Perfect spiral means that the spiral is a wide and regular spiral of about 4 cm.

TABLE 1

	Blend AA	Blend BB	Blend CC	Blend DD
Adeva 629	-	-	40	-
EX659	-	-	-	25
Escorene UL 40028	40	40	-	-
Escorene UL 05540	-	-	-	15
ECR-368LC	40	40	40	40
Parapol 950	20	15	15	15
DIUP	-	5	5	5
Irganox 1010	0.5	0.5	0.5	0.5
Sprayability 4- 4.5 cm spiral width	perfect spiral	perfect spiral	perfect spiral	perfect spiral
Sprayability 2- 2.5 cm spiral width	perfect spiral	perfect spiral	perfect spiral	perfect spiral
T-Peel NWC/PE @ R.T. ¹	610 g/spray	515 g/spray	620 g/spray	600 g/spray
Failure mode	adhesive	adhesive	cohesive	adhesive
T-Peel NWC/PE @ 40 °C ¹	80 g/spray	80 g/spray	50 g/spray	60 g/spray
Failure mode	adhesive	adhesive	adhesive	adhesive
blend viscosity @ 180 °C (mpas)	1420	1280	1360	1540

TABLE 2

	Blend EE	Blend FF	Blend GG
Vector 4461D			20
XW-23	40	40	-
DIUP	5	5	-
Escorene UL 40028			5
ECR-368LC	40		55
Escorez 5380		40	-
Parapol 950	15	15	-
Primol 352			20
Irganox 1010	.05	0.5	0.5
Sprayability 4-4.5 cm spiral width	perfect spiral	perfect spiral	perfect spiral
Sprayability 2-2.5 cm spiral width	perfect spiral	perfect spiral	perfect spiral
T-Peel NWC/PE @ R.T. ¹	180 g/spray	190 g/spray	295 g/spray
Failure mode	adhesive	adhesive	adhesive
T-Peel NWC/PE @ 40 °C ¹	10 g/spray	20 g/spray	130 g/spray
Failure mode	adhesive	adhesive	adhesive
blend viscosity @ 180 °C (mpas)	1550	1650	1325
Hot shear (min, °C)	29,40 30,40 25,40	2,50 3,50 30,40	
Static shear @ 50 °C(min)	4	4	
SAFT(°C)	49/50/48	47/48/48	
Penetration (mm) @ R.T.	5.18	5.82	
Penetration (mm) @ 40°C	10.7	12.4	
T-Peel PE/PE ² (g/cm) @ R.T.	490 CF	335 CF	
T-Peel PE/PE ² (g/cm) @ 40°C		25 CF	

TABLE 3

	Blend HH	Blend II	Blend JJ
Lotryl HY 6190	-	-	40
Optema XS 9304	-	40	-
Escorene UL 40028	5	-	-
Vector DPX 554	20	-	-
ECR-368LC	27.5	40	40
Escorez 5300	27.5	-	-
Parapol 950	-	15	15
Primol 352	20	-	-
DIUP	-	5	5
Irganox 1010	0.5	0.5	0.5
Sprayability 4-4.5 cm spiral width	Perfect spiral	Perfect spiral	Perfect spiral
Sprayability 2-2.5 cm spiral width	Perfect spiral	Perfect spiral	Perfect spiral
T-Peel NWC/PE @ R.T. ¹	400 g/spray	570 g/spray	285 g/spray
Failure mode	adhesive	adhesiv	cohesive
T-Peel NWC/PE @ 40 °C ¹	120 g/spray	60 g/spray	60 g/spray
Failure mode	adhesive	adhesive	adhesive
blend viscosity @ 180 °C (mpas)	1050	1825	1955

TABLE 4

	Blend KK	Blend LL	Blend MM	Blend NN
Vector 4113	25	-	-	-
Optema TC 140	-	-	-	40
XW-23	-	-	45	-
Escorene UL 15028	-	40	-	-
ECR 404	55	-	-	-
Escorez 5320	-	-	40	-
Escorez 6368 (ECR 368 LC)	-	40	-	40
Parapol 950	-	20	15	20
Primol 352	20	-	-	-
Irganox 1010	0.5	0.5	0.5	0.5
Sprayability 4-4.5cm spiral width	Perfect	Not Accept- able	Good	Good
Sprayability 2-2.5cm spiral width	Perfect	Good	Perfect	Perfect
T-Peel NWC/PE @ R.T. ¹	410 g/spray	860 g/spray	500 g/spray	585 g/spray
Failure mode	AF	AF	CF	AF
T-Peel NWC/PE @40°C ¹	200	170	120	90
Failure mode	AF	AF	CF	CF
blend viscosity @ 180 °C (mpas)	4500	2800	3600	3400
Hot shear (min, °C)	18,60 18,60 6,60	7,50 8,50 7,50	24,50 22,50 27,50	3,50 4,50 1,50
Static shear @ 50°C (min)	98	8	26	11
SAFT(°C)	81/80	51/50/49	59/59/60	49/52/53
Penetration(mm)@R.T.	9.85	2.87	2.45	2.55
Penetration(mm)@40°C	12.4	7.61	7.08	6.55
T-PEEL PE/PE ² (g/cm)@ R.T.	890 CF	1215 CF	860 CF	1140 CF
T-PEEL PE/PE ² (g/cm)@ 40°C	575 AF	425 CF	110 CF	265 CF
Blownability	perfect	perfect	perfect	perfect
T-PEEL NWC/PE ³ "Melt Blown" (N/25mm)@R.T.	1.75 AF	1.15 AF	1.15 AF	1.05 AF
T-PEEL NWC/PE ³ "Melt Blown" (N/25mm)@40°C	0.65 AF	0.2 AF	0.3 AF	0.2 AF

All documents described herein are incorporated by reference herein, including any priority documents and/or testing procedures. As is apparent from the foregoing general description and the specific
5 embodiments, while forms of the invention have been illustrated and described, various modifications can be made without departing from the spirit and scope of the invention. Accordingly, it is not intended that the
10 invention be limited thereby.