

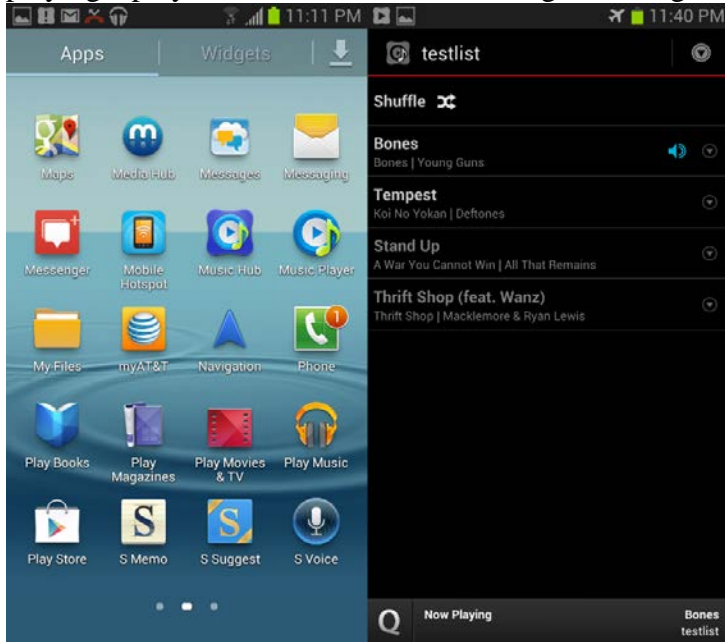
U.S. Patent No. 8,045,952

METHOD AND DEVICE FOR OBTAINING PLAYLIST CONTENT OVER A NETWORK



Samsung Phones and Tablets

“A method comprising: assigning a playlist to an electronic device, the playlist identifying a plurality of songs”

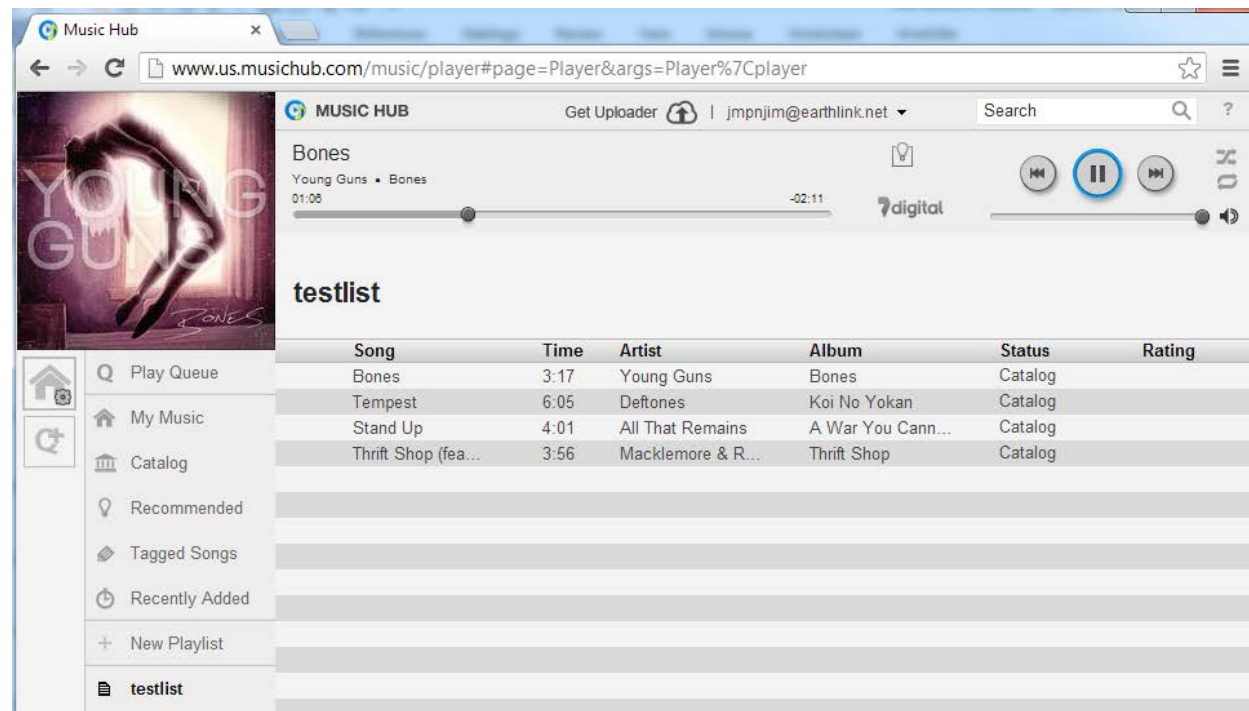
8,045,952 Claim Language	Samsung Devices
<p>1. A method comprising: assigning a playlist to an electronic device, the playlist identifying a plurality of songs;</p>	<p>Samsung provides Tablets and Phones including, for example, applications such as Samsung Music Hub, Spotify, Google Play Music and/or other similar applications (“<u>Samsung Devices</u>”) ^{1,2}. During use of the Samsung Devices with these installed applications, a method is performed comprising assigning a playlist to an electronic device, the playlist identifying a plurality of songs. For example, playlists are created including a plurality of songs and assigned to the Samsung Devices. As one example, screen captures from a Samsung Galaxy S III phone below show the preinstalled Samsung Music Hub application on the left, and the application playing a playlist titled “testlist,” including four songs, on the right.</p>  <p>The four song “testlist” was created on the Samsung Music Hub’s Web/PC interface shown</p>

¹ The Samsung Galaxy S III phone charted herein is representative of the Samsung Devices. Additional Samsung Devices are listed, without limitation, at the end of this chart.

² As demonstrated herein, the accused devices literally infringe the asserted claims. However, to the extent any limitation is not literally met, it is met under the doctrine of equivalents.

“A method comprising: assigning a playlist to an electronic device, the playlist identifying a plurality of songs”

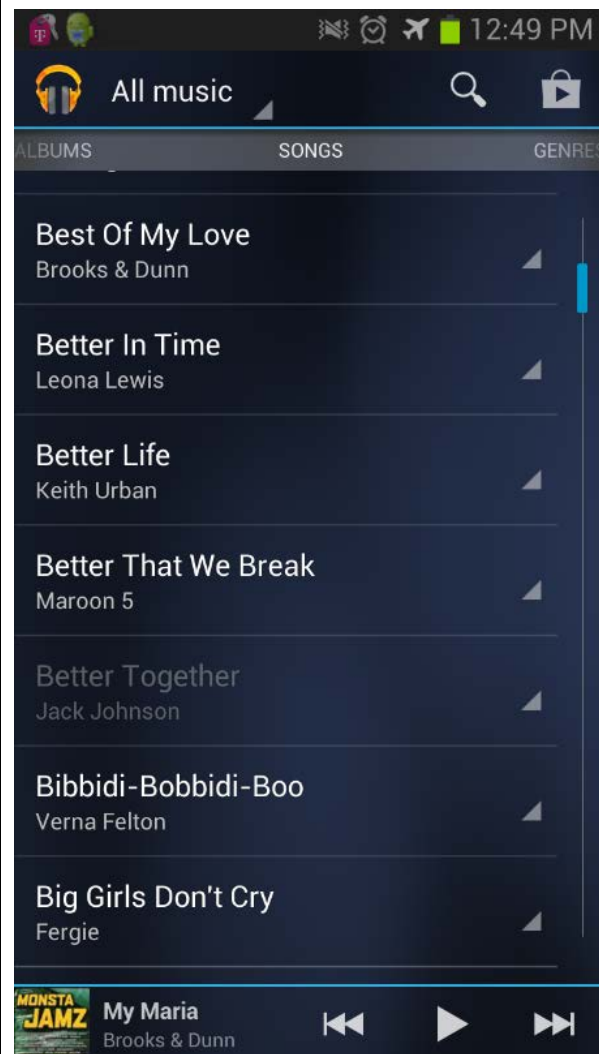
below at www.musichub.com and assigned to the Samsung Galaxy S III phone.



The Samsung Devices with other applications installed operate in a similar manner. For

“A method comprising: assigning a playlist to an electronic device, the playlist identifying a plurality of songs”

example, the Samsung Galaxy S III screen capture below shows a playlist in the preinstalled Google Play Music application.



In addition, the Samsung Devices include an "S Suggest" application, through which Samsung

“A method comprising: assigning a playlist to an electronic device, the playlist identifying a plurality of songs”

suggests the use of the Spotify music service.

S Suggest Finds the Apps You Need

Published: July 2, 2012

[Comments \(14\)](#) | [Print This](#)

Whether you're new to the world of apps or looking for a new one to add to your collection, the Samsung S Suggest™ tool on your [Galaxy S® III](#) provides an easier way to find the apps you want and need.

(SOURCE: <http://www.samsung.com/us/article/s-suggest-finds-the-apps-you-need> (as of 3/22/2013))

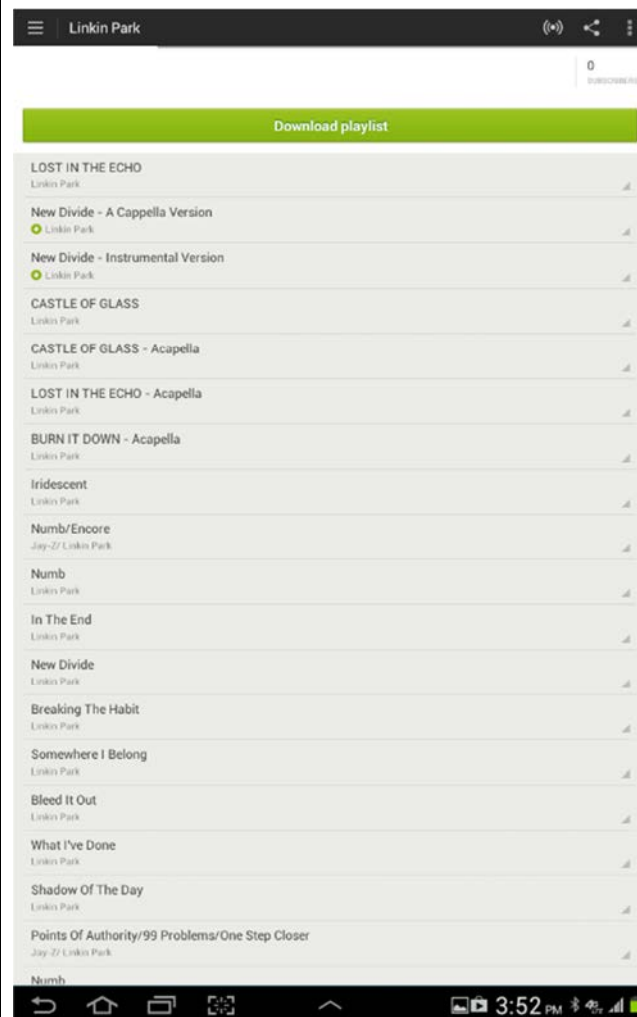
Below is a picture of a Samsung Galaxy Tab 2(10.1) tablet running the “S Suggest” application. The first application in the “TV & Music” category is Spotify.



The Samsung Devices with Spotify installed operate in a similar manner to the above

“A method comprising: assigning a playlist to an electronic device, the playlist identifying a plurality of songs”

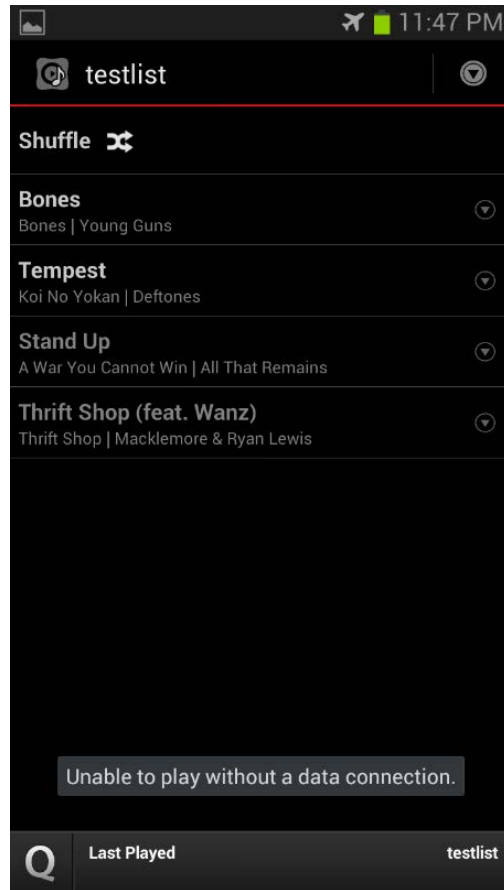
applications, for example, the Samsung Galaxy Tab 2 screen capture below shows a playlist created on the Spotify PC interface and assigned to the Samsung Galaxy Tab 2 running the Spotify application.



“identifying ones of the plurality of songs in the playlist that are not stored on the electronic device”

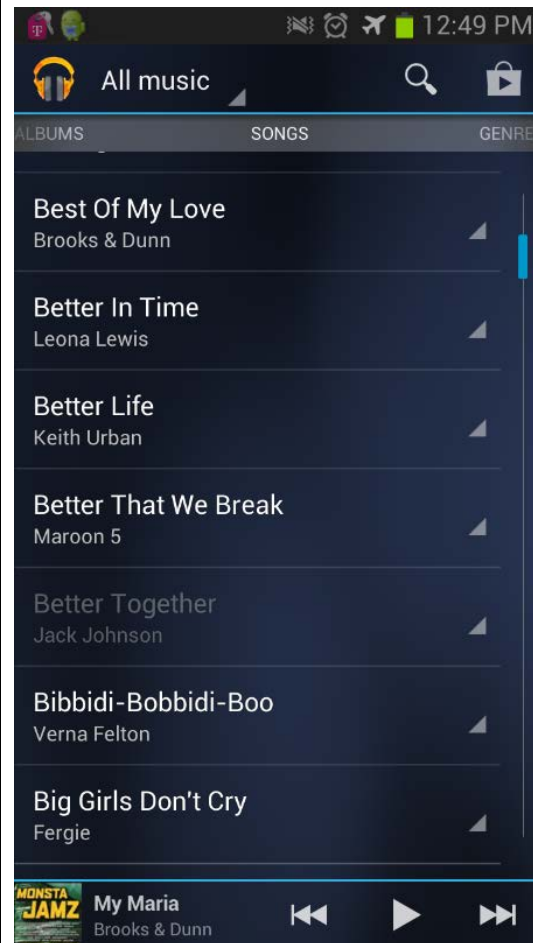
identifying ones of the plurality of songs in the playlist that are not stored on the electronic device;

During use of the Samsung Devices, the step of identifying ones of the plurality of songs in the playlist that are not stored on the electronic device is performed. For example, the Samsung Galaxy S III screen capture below was taken with the phone in airplane mode. The device, running the preinstalled Samsung Music Hub application, identified the last two songs in the playlist as not stored on the electronic device and showed those two songs in gray text instead of the white text used to identify the two songs stored on the phone. The device also noted that it was "Unable to play without a data connection" when the playlist progressed to the last two songs.



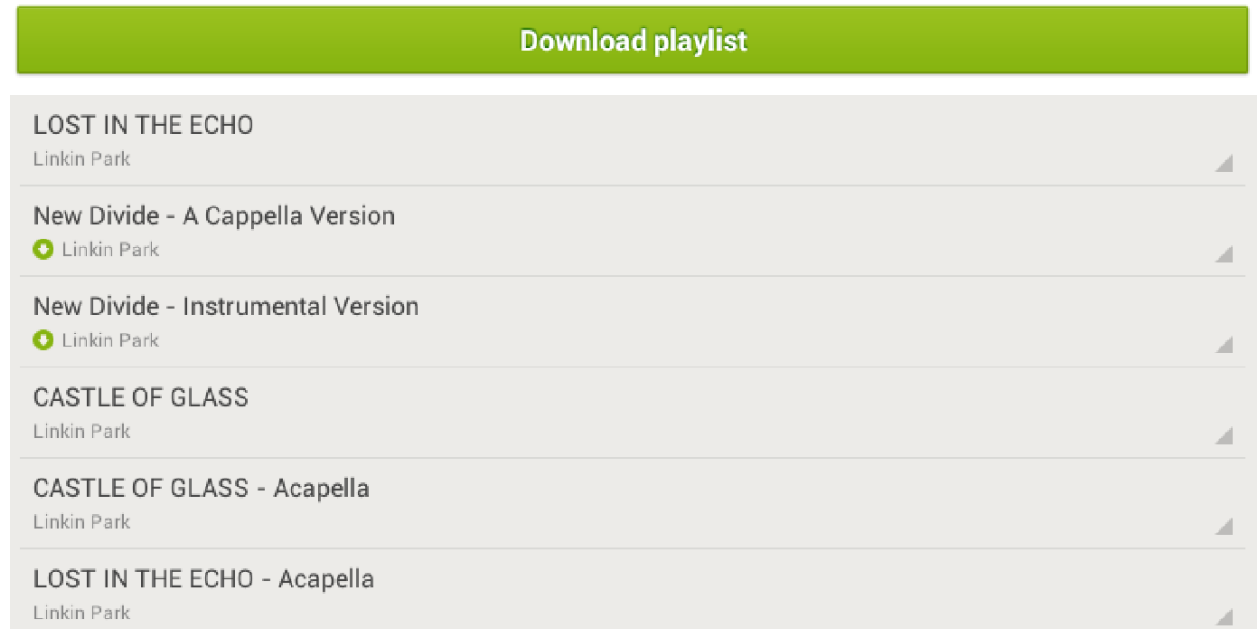
“identifying ones of the plurality of songs in the playlist that are not stored on the electronic device”

The Samsung Devices with other applications installed operate in a similar manner. For example, the Samsung Galaxy S III screen capture below shows the device, running the preinstalled Google Play Music application, identify the “Better Together” song in the playlist as not stored on the electronic device and shows that song in gray text instead of the white text used to identify the songs stored on the phone.



“identifying ones of the plurality of songs in the playlist that are not stored on the electronic device”

The Samsung Devices with Spotify installed operate in a similar manner. For example, the zoomed-in Galaxy Tab 2 screen capture below shows the device, running the installed Spotify application, identifying four of the songs in the playlist as not stored on the electronic device by not placing a green downloaded symbol next to them, while the two downloaded “New Divide” songs include the green symbol.



8,045,952 – Samsung Devices – Claim 1
“providing the playlist to the electronic device; and”

providing the playlist to the electronic device; and	As demonstrated in the above screen captures, playlists (created, for example, through the web interface of the Samsung Music Hub) are provided to the Samsung Devices.
--	---

“providing information to the electronic device enabling the electronic device to obtain the ones of the plurality of songs that are not stored on the electronic device from at least one remote source.”

providing information to the electronic device enabling the electronic device to obtain the ones of the plurality of songs that are not stored on the electronic device from at least one remote source.

The Samsung Devices are provided with information enabling them to obtain songs not stored on the devices from at least one remote source. For example, the Samsung description of the Samsung Music Hub application below (found at <http://www.samsung.com/us/article/music-hub-all-the-music-you-want-all-in-one-place/>), notes that millions of songs in the Samsung Music Hub catalog can be accessed from the Samsung Devices and that the devices can stream or download songs from the remote Music Hub catalog.

Experience Unlimited Music Access

With Music Hub, you can access millions of songs from our catalog whenever and wherever you are. Simply tap Catalog and either browse by music genre or search using the magnifying glass icon. When you find a song or album you like, either tap the title to play or tap the icon to the right to add to My Music or to a specific playlist.

Listen Offline

Music Hub allows you to store your favorite music on your device for offline listening. There is nothing worse than remembering to store music offline minutes before the flight, and spend the entire flight listening to only two or three songs. Music Hub offers the simplest way to make music available offline in just two easy steps:

Step 1: Go to My Music and select the icon to the right of the song or playlist you like.

Step 2: Tap “Download Now.” This will default to Wi-Fi® only, but you can simply adjust the settings to enable this feature over your cellular network. Once you listen to a song, it is temporarily stored on your device and displayed in a bold font to indicate offline availability.



“providing information to the electronic device enabling the electronic device to obtain the ones of the plurality of songs that are not stored on the electronic device from at least one remote source.”

The Samsung Devices with other applications installed operate in a similar manner. For example, the description below of the Google Play Music application from the Google Play store notes that the devices, with the preinstalled Google Play Music app, will allow you to listen to your music collection anywhere, retrieving it from the remote online storage.

Music
Listen instantly,
anywhere.

Google play

OVERVIEW USER REVIEWS WHAT'S NEW PERMISSIONS

Description

The Google Play Music app lets you listen to your music collection anywhere. All your music is stored online, so no need to worry about syncing or storage space.

- * Music purchases from Google Play automatically appear in the app.
- * Add up to 20,000 more songs from your personal music collection on your computer for free.
- * Access your entire music library instantly with the Google Play Music app, and save your favorites for offline playback.
- * Share a free full play of the songs you purchase from Google Play with your friends on Google+.
- * Learn more about Google Play at <http://play.google.com/about/>

ABOUT THIS APP

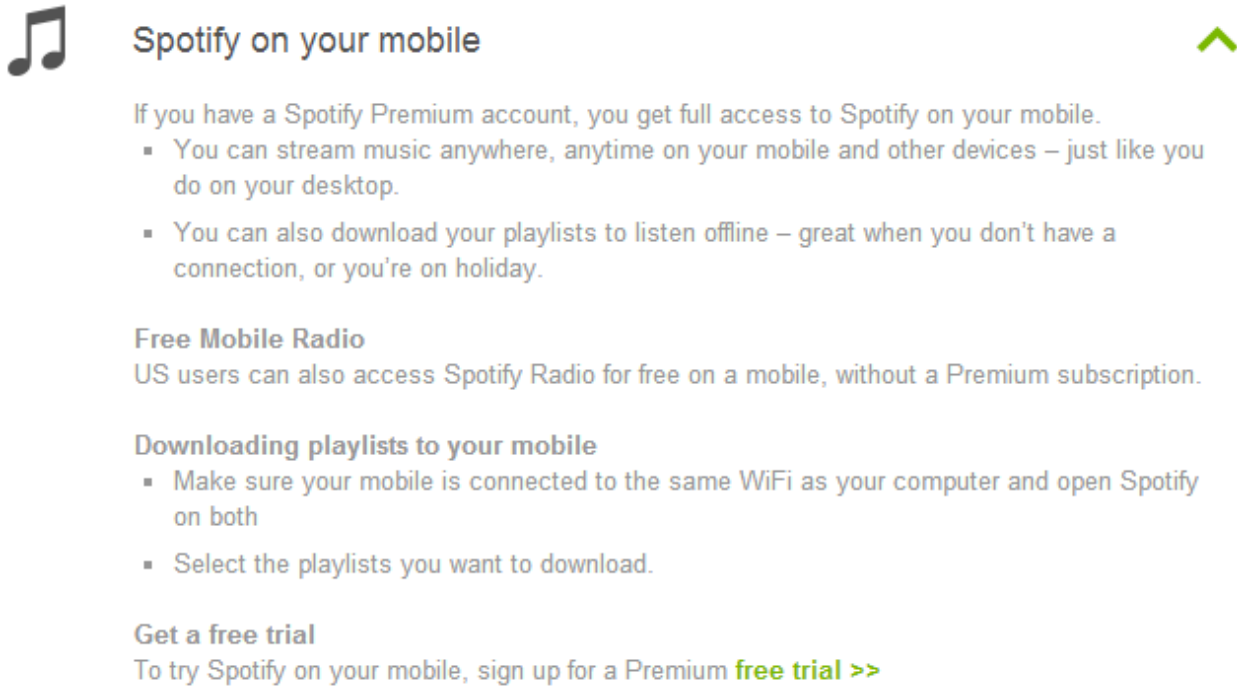
RATING:
★★★★★
(133,288)

UPDATED:
March 6, 2013

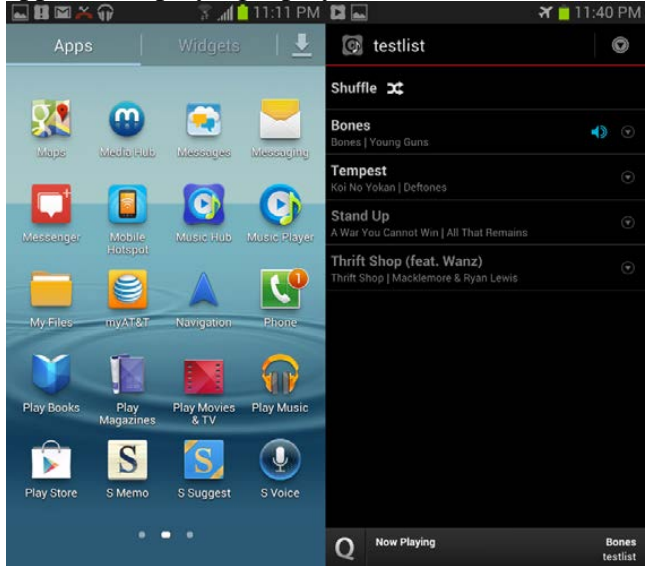
CURRENT VERSION:
4.5.9141.590354

REQUIRES ANDROID:

“providing information to the electronic device enabling the electronic device to obtain the ones of the plurality of songs that are not stored on the electronic device from at least one remote source.”

	<p>The Samsung Devices with Spotify installed operate in a similar manner. For example, the description below of the Spotify Music application (from http://support.spotify.com/us/learn-more/faq/#!/article/Spotify-on-your-mobile-us) notes that the devices, with the installed Spotify application, will allow you to stream or download music to your mobile device from the Spotify remote storage.</p>  <p>Spotify on your mobile</p> <p>If you have a Spotify Premium account, you get full access to Spotify on your mobile.</p> <ul style="list-style-type: none">▪ You can stream music anywhere, anytime on your mobile and other devices – just like you do on your desktop.▪ You can also download your playlists to listen offline – great when you don't have a connection, or you're on holiday. <p>Free Mobile Radio US users can also access Spotify Radio for free on a mobile, without a Premium subscription.</p> <p>Downloading playlists to your mobile</p> <ul style="list-style-type: none">▪ Make sure your mobile is connected to the same WiFi as your computer and open Spotify on both▪ Select the playlists you want to download. <p>Get a free trial To try Spotify on your mobile, sign up for a Premium free trial >></p>
--	--

“A method comprising: receiving, at an electronic device, a playlist assigned to the electronic device, the playlist identifying a plurality of songs, wherein ones of the plurality of songs are not stored on the electronic device”

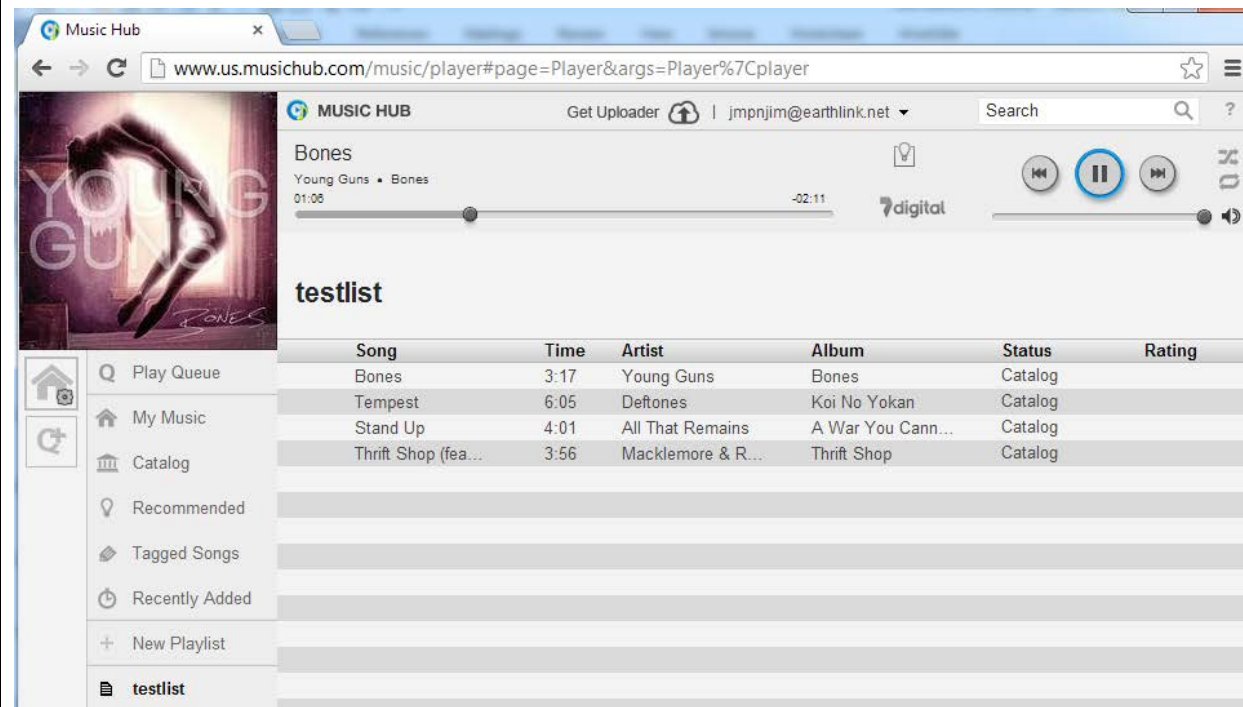
8,045,952 Claim Language	Samsung Devices
<p>9. A method comprising: receiving, at an electronic device, a playlist assigned to the electronic device, the playlist identifying a plurality of songs, wherein ones of the plurality of songs are not stored on the electronic device;</p>	<p>Samsung provides Tablets and Phones including, for example, applications such as Samsung Music Hub, Spotify, Google Play Music, Pandora and/or other similar applications (“<u>Samsung Devices</u>”)^{3,4}. During use of the Samsung Devices with these installed applications, a method is performed comprising receiving, at an electronic device, a playlist assigned to the electronic device, the playlist identifying a plurality of songs, wherein ones of the plurality of songs are not stored on the electronic device. For example, playlists are created including a plurality of songs and assigned to the Samsung Devices. As one example, screen captures from a Samsung Galaxy S III phone below show the preinstalled Samsung Music Hub application on the left, and the application playing a playlist titled “testlist,” including four songs, on the right.</p>  <p>The four song “testlist” was created on the Samsung Music Hub’s Web/PC interface shown</p>

³ The Samsung Galaxy S III phone charted herein is representative of the Samsung Devices. Additional Samsung Devices are listed, without limitation, at the end of this chart.

⁴ As demonstrated herein, the accused devices literally infringe the asserted claims. However, to the extent any limitation is not literally met, it is met under the doctrine of equivalents.

“A method comprising: receiving, at an electronic device, a playlist assigned to the electronic device, the playlist identifying a plurality of songs, wherein ones of the plurality of songs are not stored on the electronic device”

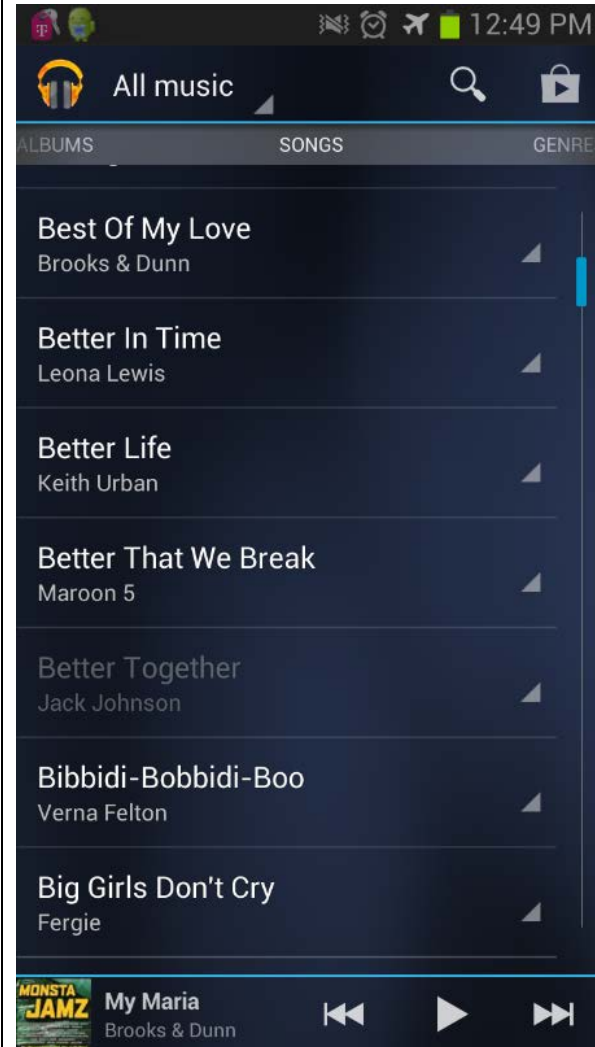
below at www.musichub.com and assigned to the Samsung Galaxy S III phone.



The Samsung Devices with other applications installed operate in a similar manner. For

“A method comprising: receiving, at an electronic device, a playlist assigned to the electronic device, the playlist identifying a plurality of songs, wherein ones of the plurality of songs are not stored on the electronic device”

example, the Samsung Galaxy S III screen capture below shows a playlist in the preinstalled Google Play Music application.



In addition, the Samsung Devices include an "S Suggest" application, through which Samsung

“A method comprising: receiving, at an electronic device, a playlist assigned to the electronic device, the playlist identifying a plurality of songs, wherein ones of the plurality of songs are not stored on the electronic device”

suggests the use of the Spotify music service.

S Suggest Finds the Apps You Need

Published: July 2, 2012

[Comments \(14\)](#) | [Print This](#)

Whether you're new to the world of apps or looking for a new one to add to your collection, the Samsung S Suggest™ tool on your [Galaxy S® III](#) provides an easier way to find the apps you want and need.

(SOURCE: <http://www.samsung.com/us/article/s-suggest-finds-the-apps-you-need> (as of 3/22/2013))

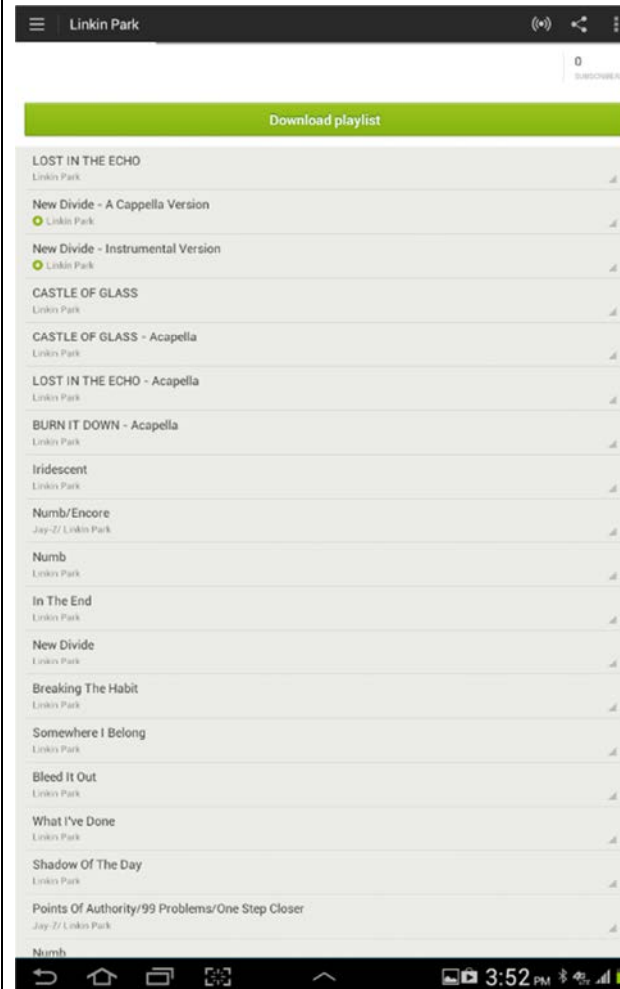
Below is a picture of a Samsung Galaxy Tab 2(10.1) tablet running the “S Suggest” application. The first application in the “TV & Music” category is Spotify.



The Samsung Devices with Spotify installed operate in a similar manner to the above

“A method comprising: receiving, at an electronic device, a playlist assigned to the electronic device, the playlist identifying a plurality of songs, wherein ones of the plurality of songs are not stored on the electronic device”

applications, for example, the Samsung Galaxy Tab 2 screen capture below shows a playlist created on the Spotify PC interface and assigned to the Samsung Galaxy Tab 2 running the Spotify application.



Samsung also suggests using the Pandora application with its devices, for example, in the articles

“A method comprising: receiving, at an electronic device, a playlist assigned to the electronic device, the playlist identifying a plurality of songs, wherein ones of the plurality of songs are not stored on the electronic device”

below (found at <http://www.samsung.com/us/article/7-ways-to-personalize-holiday-gifts> and <http://www.samsung.com/us/article/5-apps-to-help-you-through-the-holidays>).

<http://www.samsung.com/us/article/7-ways-to-personalize-holiday-gifts>

7 Ways to Personalize Holiday Gifts | Samsung Holiday Gift Guide

Sometimes it's just over too soon. So rather than tearing through gifts quickly after so much hard work, try adding a playful element. You can try a traditional white elephant game, or you can get creative and incorporate family trivia that everyone will know or remember together—and the first right answer gets the next gift. Or if you have young children, hide presents around the house to be found throughout the day or in a mad dash—and the person who finds all of his or her gifts first gets to start opening first.

Often gifts are a perfect match for intangible extras that can make the gift even more special. For example, pairing a subscription to a photo hosting site is a thoughtful gesture for the new **camera**. Or try adding a **Media Hub** gift certificate with new LED **Smart TV** and a premium Spotify or Pandora subscription for the new smartphone.

Who knew? There are several online vendors that will make customized wrap so can personalize every gift with your own touch. And though it takes a little planning, it's fairly inexpensive. Just choose the amount and add some visual elements: family photos, pictures from past holidays and vacations, childhood drawings, names or even your own holiday designs—it's totally up to you.



5 Apps to Help You Through the Holidays

Published: November 23, 2011
[Comments \(43\)](#) | [Print This](#)

The holidays are a wonderful time to reconnect with loved ones, but this time of year can also be hectic and stressful—not to mention dealing with the pressures of holiday shopping. Help is on the way. These apps for your Android™ device make the holidays what they should be: fun.

Without good food and great music, the holidays aren't quite what they should be. **Pandora** is a customized radio service that streams music on your phone—just the way you like it, and nothing else. You'll listen only to the music you're in the mood to hear.

Begin with the name of one of your favorite artists, songs or classical composers—Bruce Springsteen, for example, or Mozart. Pandora will create a personalized “station” for you that plays their music, as well as other music similar to your favorites. (Pandora is adept at figuring out your tastes and suggesting new artists and songs that you'll love.)

The interface is easy to use, and includes access to artist bios—so you can further your musical education while enjoying some tunes.

Try This: You can rate, skip, and bookmark songs; access and manage your personalized Pandora stations online, from any computer; and create new stations directly from your Android smart phone.

The Samsung Devices with Pandora installed operate in a similar manner to the above

“A method comprising: receiving, at an electronic device, a playlist assigned to the electronic device, the playlist identifying a plurality of songs, wherein ones of the plurality of songs are not stored on the electronic device”

	<p>applications. For example, a playlist is assigned to the devices running the Pandora application as detailed below.</p> <p><i>The Pandora Tuner (the music player) authenticates with the Playlist Server, passing along listener credentials. ...</i></p> <p><i>The Station List for that particular listener is returned to the Tuner and rendered on the screen by the Tuner. ...</i></p> <p><i>The listener selects a particular station for playback. ...</i></p> <p><i>The Tuner makes a request to the Playlist Server for a sequence of songs to play. ...</i></p> <p><i>The Tuner receives a list of playlist fragment descriptors and begins sending audio requests based on the information received from the Playlist Server. ...</i></p> <p><i>The Tuner stitches those audio resources together into a stream of music. ...</i></p> <p><i>The Tuner plays the first song.</i></p> <p>(SOURCE: August 2006 interview with Tom Conrad, then CTO of Pandora Media http://oreilly.com/digitalmedia/2006/08/17/inside-pandora-web-radio.html (as of 3/8/2013))</p> <p><i>The popular personalized radio you listen to online is now available as an app on your Samsung Smart TV, Blu-Ray Player or Home Theater System. Enjoy an endless playlist custom-made for you, for any type of mood or occasion, from a collection that includes hundreds of thousands of recordings. ...</i></p> <p><i>The Pandora app can be your personal DJ—just pick a favorite party tune and Pandora will create a playlist. At the touch of a button, get moving to a mix of motivating workout music, or unwind with a soothing soundscape for restorative yoga and meditation. With the Pandora</i></p>
--	---

“A method comprising: receiving, at an electronic device, a playlist assigned to the electronic device, the playlist identifying a plurality of songs, wherein ones of the plurality of songs are not stored on the electronic device”

app, you'll hear your favorite music and discover all new songs and artists to love.

(SOURCE: <http://www.samsung.com/us/article/know-your-apps-pandora> (as of 3/8/2013))

The source code for the Pandora Internet radio client running on the Samsung Devices is not publicly available. However, there is an open source Pandora client called Piano Bar. A review of the source code for Piano Bar confirms that the Pandora client enables the following sequence of steps:

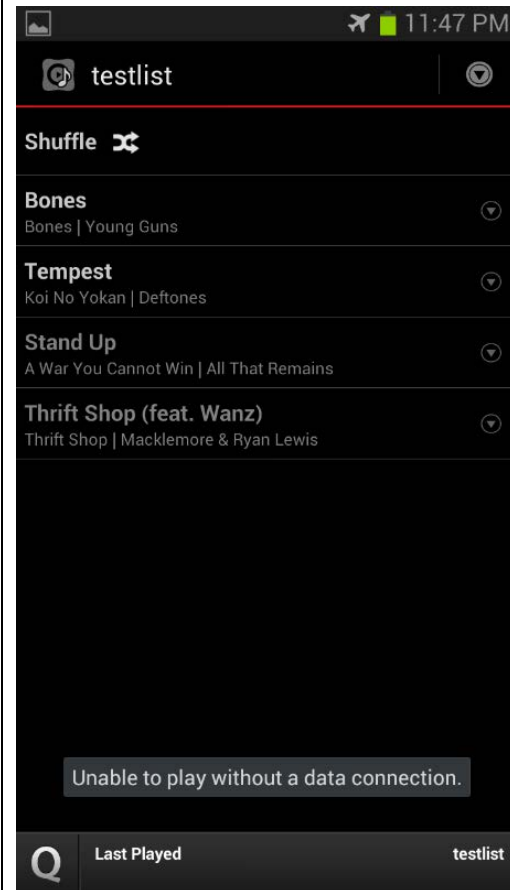
- *User selects a station from a list presented (or creates a new one).*
- *Client sends station ID to Pandora server.*
- *Client receives a playlist of songs from the server.*
- *Client iterates through the playlist, fetching the music data for each song using the audio URL, and playing it.*
- *When playlist is empty, client requests further songs from the server.*

(SOURCE: Piano Bar source code, available at <https://github.com/PromyLOPh/pianobar> (as of 9/15/2011)).

The Samsung Devices with, for example, each of the applications noted above involve songs not

“A method comprising: receiving, at an electronic device, a playlist assigned to the electronic device, the playlist identifying a plurality of songs, wherein ones of the plurality of songs are not stored on the electronic device”

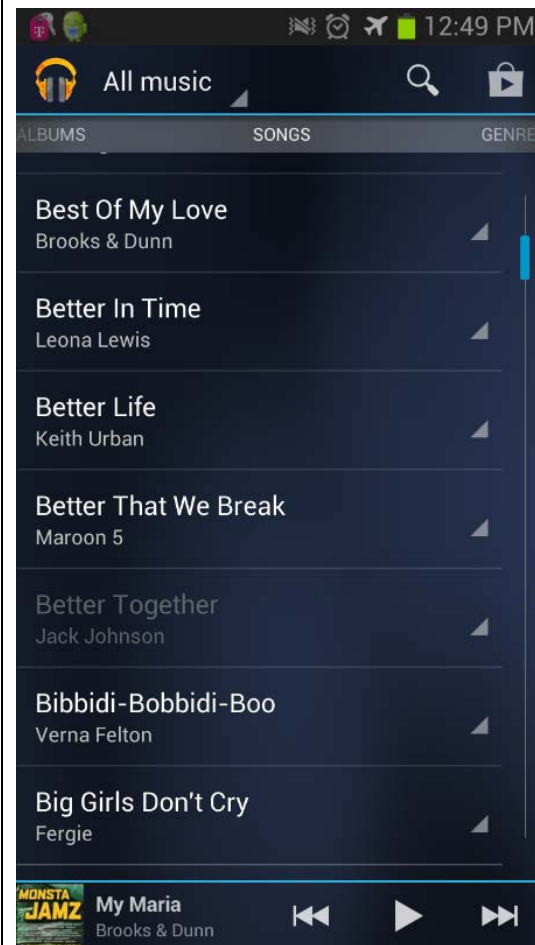
stored on the electronic device. For example, the Samsung Galaxy S III screen capture below was taken with the phone in airplane mode. The device, running the preinstalled Samsung Music Hub application, identified the last two songs in the playlist as not stored on the electronic device and showed those two songs in gray text instead of the white text used to identify the two songs stored on the phone. The device also noted that it was "Unable to play without a data connection" when the playlist progressed to the last two songs.



The Samsung Devices with other applications installed operate in a similar manner. For

“A method comprising: receiving, at an electronic device, a playlist assigned to the electronic device, the playlist identifying a plurality of songs, wherein ones of the plurality of songs are not stored on the electronic device”

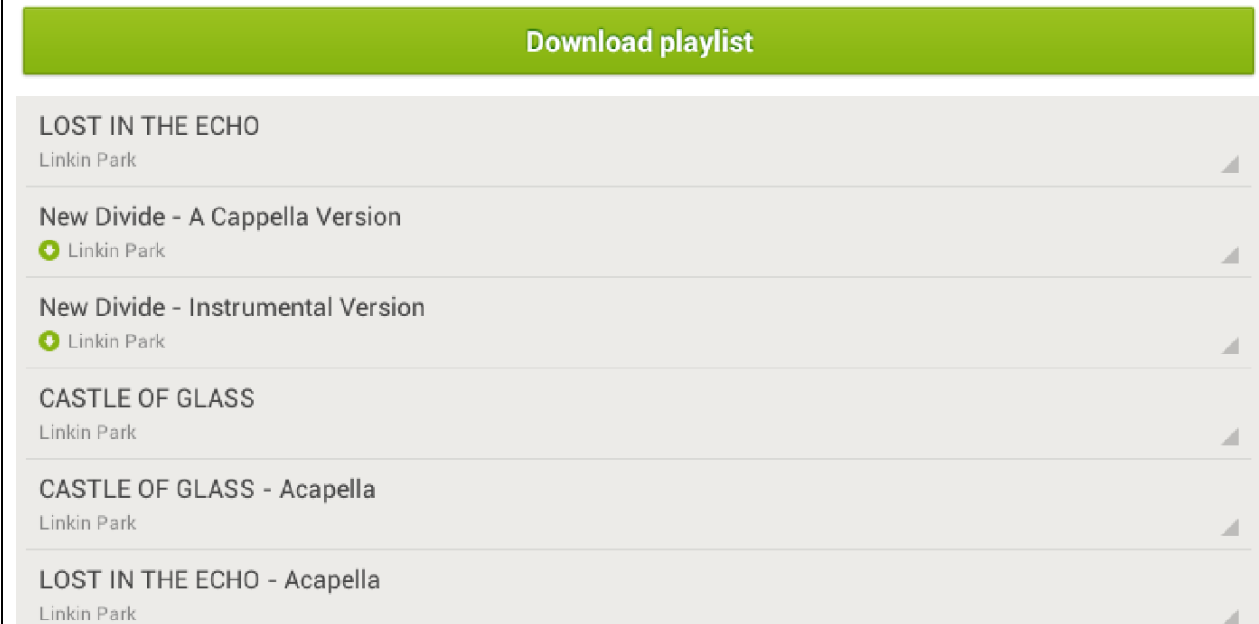
example, the Samsung Galaxy S III screen capture below shows the device, running the preinstalled Google Play Music application, identify the “Better Together” song in the playlist as not stored on the electronic device and shows that song in gray text instead of the white text used to identify the songs stored on the phone.



The Samsung Devices with Spotify installed operate in a similar manner. For example, the

“A method comprising: receiving, at an electronic device, a playlist assigned to the electronic device, the playlist identifying a plurality of songs, wherein ones of the plurality of songs are not stored on the electronic device”

zoomed-in Galaxy Tab 2 screen capture below shows the device, running the installed Spotify application, identifying four of the songs in the playlist as not stored on the electronic device by not placing a green downloaded symbol next to them, while the two downloaded “New Divide” songs include the green symbol.



The Samsung Devices with Pandora installed operate in a similar manner. For example,

“A method comprising: receiving, at an electronic device, a playlist assigned to the electronic device, the playlist identifying a plurality of songs, wherein ones of the plurality of songs are not stored on the electronic device”

Pandora delivers a 128-Kbps stream of music, and it only works with a broadband connection. It derives its music license from the DMCA (Digital Millennium Copyright Act of 1998) guidelines for streaming Internet radio, and the digital rights management (DRM) scheme it employs is notable in a few ways. First, Pandora will never play a specific song on demand; if you add a song to a station, it will show up eventually, but Pandora can only work it in at random. Also, you can only skip 10 songs in an hour – this is so you can't just skip to the song you're looking for. The license also limits the number of times Pandora can play a particular song or artist in a particular time period, and to this effect Pandora stores a list of the songs played on your station in your computer's Flash local storage so it knows what it has played already.

(SOURCE: <http://computer.howstuffworks.com/internet/basics/pandora2.htm> (as of 3/8/2013))

“receiving, at the electronic device, information enabling the electronic device to obtain the ones of the plurality of songs from at least one remote source; and”

receiving, at the electronic device, information enabling the electronic device to obtain the ones of the plurality of songs from at least one remote source; and

During use of the Samsung Devices with, for example, applications such as Samsung Music Hub, Spotify, Google Play Music, Pandora and/or other similar applications installed, the step of receiving, at the electronic device, information enabling the electronic device to obtain the ones of the plurality of songs from at least one remote source is performed.

For example, the description of the Samsung Music Hub application below (found at <http://www.samsung.com/us/article/music-hub-all-the-music-you-want-all-in-one-place/>), notes that millions of songs in the Samsung Music Hub catalog can be accessed from the Samsung Devices and that the devices can stream or download songs from the remote Music Hub catalog.

Experience Unlimited Music Access

With Music Hub, you can access millions of songs from our catalog whenever and wherever you are. Simply tap Catalog and either browse by music genre or search using the magnifying glass icon. When you find a song or album you like, either tap the title to play or tap the icon to the right to add to My Music or to a specific playlist.

Listen Offline

Music Hub allows you to store your favorite music on your device for offline listening. There is nothing worse than remembering to store music offline minutes before the flight, and spend the entire flight listening to only two or three songs. Music Hub offers the simplest way to make music available offline in just two easy steps:

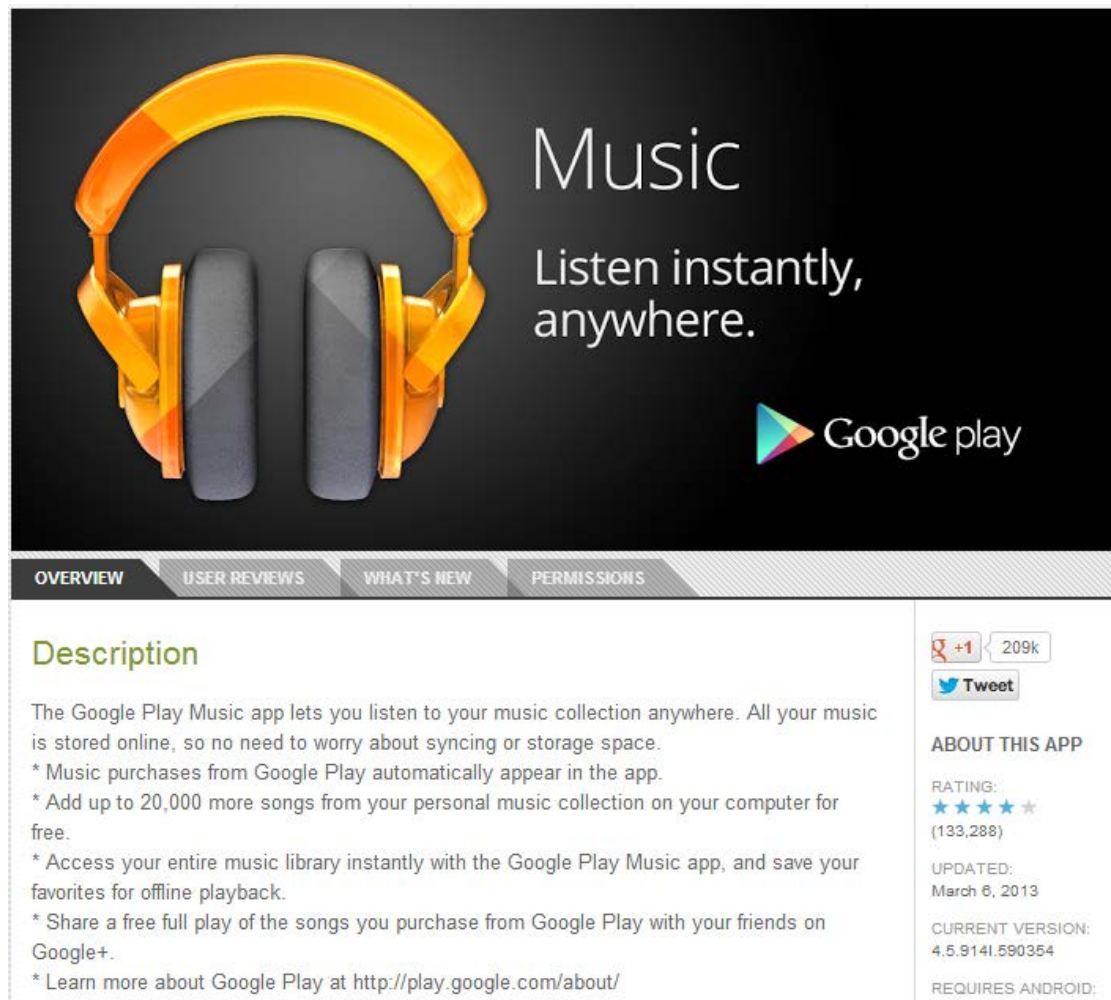
Step 1: Go to My Music and select the icon to the right of the song or playlist you like.

Step 2: Tap “Download Now.” This will default to Wi-Fi® only, but you can simply adjust the settings to enable this feature over your cellular network. Once you listen to a song, it is temporarily stored on your device and displayed in a bold font to indicate offline availability.



“receiving, at the electronic device, information enabling the electronic device to obtain the ones of the plurality of songs from at least one remote source; and”

The Samsung Devices with other applications installed operate in a similar manner. For example, the description below of the Google Play Music application from the Google Play store notes that the devices, with the preinstalled Google Play Music app, will allow you to listen to your music collection anywhere, retrieving it from the remote online storage.



Music
Listen instantly,
anywhere.

Google play

OVERVIEW USER REVIEWS WHAT'S NEW PERMISSIONS

Description

The Google Play Music app lets you listen to your music collection anywhere. All your music is stored online, so no need to worry about syncing or storage space.

- * Music purchases from Google Play automatically appear in the app.
- * Add up to 20,000 more songs from your personal music collection on your computer for free.
- * Access your entire music library instantly with the Google Play Music app, and save your favorites for offline playback.
- * Share a free full play of the songs you purchase from Google Play with your friends on Google+.
- * Learn more about Google Play at <http://play.google.com/about/>

ABOUT THIS APP

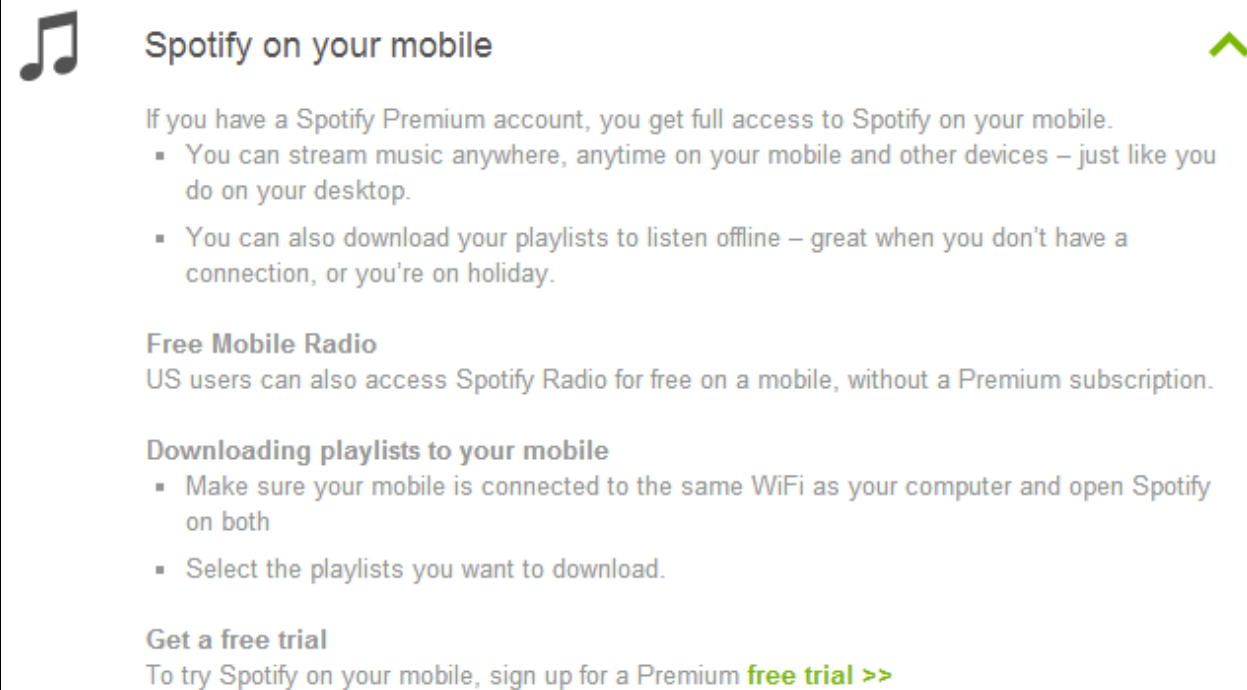
RATING:
★★★★★
(133,288)

UPDATED:
March 6, 2013

CURRENT VERSION:
4.5.9141.590354

REQUIRES ANDROID:

“receiving, at the electronic device, information enabling the electronic device to obtain the ones of the plurality of songs from at least one remote source; and”

	<p>The Samsung Devices with Spotify installed operate in a similar manner. For example, the description below of the Spotify Music application (from http://support.spotify.com/us/learn-more/faq/#!/article/Spotify-on-your-mobile-us) notes that the devices, with the installed Spotify application, will allow you to stream or download music to your mobile device from the Spotify remote storage.</p>  <p>Spotify on your mobile</p> <p>If you have a Spotify Premium account, you get full access to Spotify on your mobile.</p> <ul style="list-style-type: none">▪ You can stream music anywhere, anytime on your mobile and other devices – just like you do on your desktop.▪ You can also download your playlists to listen offline – great when you don't have a connection, or you're on holiday. <p>Free Mobile Radio US users can also access Spotify Radio for free on a mobile, without a Premium subscription.</p> <p>Downloading playlists to your mobile</p> <ul style="list-style-type: none">▪ Make sure your mobile is connected to the same WiFi as your computer and open Spotify on both▪ Select the playlists you want to download. <p>Get a free trial To try Spotify on your mobile, sign up for a Premium free trial >></p>
--	--

“receiving, at the electronic device, information enabling the electronic device to obtain the ones of the plurality of songs from at least one remote source; and”

	<p>The Samsung Devices with Pandora installed operate in a similar manner. For example, the description below of the Pandora application notes that the devices, with the installed Pandora application, will allow the streaming of music to your mobile device from the remote Pandora servers.</p> <p><i>The Pandora Tuner (the music player) authenticates with the Playlist Server, passing along listener credentials. ...</i></p> <p><i>The Station List for that particular listener is returned to the Tuner and rendered on the screen by the Tuner. ...</i></p> <p><i>The listener selects a particular station for playback. ...</i></p> <p><i>The Tuner makes a request to the Playlist Server for a sequence of songs to play. ...</i></p> <p><i>The Tuner receives a list of playlist fragment descriptors and begins sending audio requests based on the information received from the Playlist Server. ...</i></p> <p><i>The Tuner stitches those audio resources together into a stream of music. ...</i></p> <p><i>The Tuner plays the first song.</i></p> <p>(SOURCE: August 2006 interview with Tom Conrad, then CTO of Pandora Media http://oreilly.com/digitalmedia/2006/08/17/inside-pandora-web-radio.html (as of 3/8/2013))</p> <p>The source code for the Pandora Internet radio client running on the Samsung Devices is not publicly available. However, there is an open source Pandora client called Piano Bar. A review of the source code for Piano Bar confirms that the Pandora client enables the following sequence of steps:</p> <ul style="list-style-type: none">• <i>User selects a station from a list presented (or creates a new one).</i>
--	---

“receiving, at the electronic device, information enabling the electronic device to obtain the ones of the plurality of songs from at least one remote source; and”

	<ul style="list-style-type: none">• <i>Client sends station ID to Pandora server.</i>• <i>Client receives a playlist of songs from the server.</i>• <i>Client iterates through the playlist, fetching the music data for each song using the audio URL, and playing it.</i>• <i>When playlist is empty, client requests further songs from the server.</i> <p>(SOURCE: Piano Bar source code, available at https://github.com/PromyLOPh/pianobar (as of 9/15/2011)).</p>
--	---

“obtaining the ones of the plurality of songs from the at least one remote source.”

obtaining the ones of the plurality of songs from the at least one remote source.	During use of the Samsung Devices, the step of obtaining the ones of the plurality of songs from the at least one remote source is performed, as demonstrated above for the cases where the Samsung Devices are running, for example, Samsung Smart Hub, Google Play Music, Spotify or Pandora.
---	---

8,045,952 – **Samsung Devices**

Phones

Samsung Galaxy Note® II (Verizon), Titanium Gray	Samsung Galaxy S® III (Cricket), Pebble Blue	Samsung Galaxy S® II 4G (Boost Mobile), White	Samsung Rugby® Smart Android Smartphone	Samsung Dart™ Android Smartphone	Samsung Captivate™ Glide Android Smartphone
Samsung Galaxy S® III (Verizon), Sapphire Black	Samsung Galaxy S® II 4G (Virgin Mobile), Gray	Samsung Galaxy Rush™ (Boost Mobile)	Samsung Focus™ S, Windows Smartphone	Samsung Indulge™ (Cricket) Android Smartphone	Samsung Gem™ (U.S. Cellular) Android Smartphone
Samsung ATIV Odyssey™ (Verizon) Windows® Phone	Samsung Galaxy Note® II (T-Mobile), Titanium Gray	Samsung Galaxy Stellar™ (Verizon)	Samsung Focus™ Flash Windows Smartphone	Samsung Illusion® Android Smartphone	Samsung Admire™ (MetroPCS) Android Smartphone
Samsung Galaxy Discover™ (Net10 and Straight Talk)	Samsung Galaxy Note® II (Sprint), Titanium Gray	Samsung Galaxy Metrix™ 4G (U.S. Cellular) Android Smartphone	Samsung Galaxy S® II, available at T-Mobile (White)	Samsung Transform™ Ultra	Samsung Admire™ (CDMA Generic) Android Smartphone
Samsung Galaxy Note® II (AT&T), Titanium Gray	Samsung Galaxy S® III (Sprint), Pebble Blue	Samsung Galaxy Victory™ 4G LTE (Sprint)	Samsung Galaxy S® Lightray™ (MetroPCS) Android Smartphone	Transform® Ultra (Boost) Android Smartphone	Samsung Conquer™4G Android Smartphone
Samsung Galaxy S® III (AT&T), Pebble Blue	Samsung Galaxy™ Stratosphere™ II (Verizon)	Galaxy S® Relay™ 4G (T-Mobile) Android Smartphone	Samsung Galaxy Appeal™ Android Smartphone	Samsung Mondi™ (Alltel) Smartphone	Samsung Character™ (Generic CDMA) Touchscreen Cell Phone
Samsung Galaxy Admire™ 4G (MetroPCS)	S380C (Straight Talk) QWERTY Cell Phone	Samsung Freeform® 4 (CDMA Generic) QWERTY Cell Phone	Samsung Galaxy Exhilarate™ Android Smartphone	Samsung Acclaim™ (U.S. Cellular) Android Smartphone	Droid Charge Smartphone

8,045,952 – **Samsung Devices**

Samsung Galaxy Note® II (U.S. Cellular), Titanium Gray	Samsung Galaxy S® III (Metro PCS), Marble White	Samsung Galaxy S® II (Net10 and Straight Talk)	Galaxy S® Aviator™ (U.S. Cellular) Android Smartphone	Samsung Galaxy Prevail® (Boost Mobile) Android Smartphone	Nexus S from Google
Samsung Galaxy S® III (U.S. Cellular), Pebble Blue	Samsung Galaxy Rugby Pro™ (AT&T)	Samsung Comment® 2 (Cricket) QWERTY Cell Phone	Samsung Galaxy S® Blaze™ 4G Android Smartphone	Samsung Gravity® SMART QWERTY Cell Phone	Samsung Transfix™ (Cricket) Android Smartphone
Samsung Galaxy Axiom (U.S. Cellular)	Samsung Galaxy S® III (T-Mobile), Pebble Blue	Samsung Galaxy S® II (CDMA Generic) Android Smartphone	Galaxy Proclaim™ (Net10 and StraightTalk) Android Smartphone	Samsung Galaxy S® III (Sprint), Amethyst	Samsung Galaxy Reverb™ (Virgin Mobile)
Samsung Galaxy S® III (Cricket), Marble White	Samsung Galaxy Note (AT&T), Carbon Blue	Samsung Focus® 2 Windows® Phone	Samsung Brightside™ (Verizon), Black	Samsung Galaxy Victory™ 4G LTE (Virgin Mobile)	Samsung Vitality™ (Cricket) Android Smartphone
Samsung Galaxy Express™ (AT&T)	Galaxy Nexus (Verizon) Android Smartphone	Samsung Galaxy S® II Skyrocket™ (AT&T)	Samsung Stratosphere™ a Galaxy S phone (Black)	Samsung Repp™ (Generic CDMA) Android Smartphone	Nexus S 4G (Sprint) Android Smartphone
Samsung Galaxy S® II, available at Sprint (White)	Galaxy Nexus (Sprint) Android Smartphone	Samsung Repp™ (U.S. Cellular) Android Smartphone	Samsung Galaxy Attain™ 4G (MetroPCS) Android Smartphone	Samsung Galaxy Exhibit™ 4G Android Smartphone	Samsung DoubleTime™ Android Smartphone
Samsung Replenish® (Boost Mobile) Android Smartphone	Samsung Galaxy S®III (C Spire), Pebble Blue	Samsung Exhibit™ 4G Android Smartphone	Samsung Continuum™ i400 Android Smartphone	AT&T Samsung Galaxy S® 4 - 16GB (White Frost)	AT&T Samsung Galaxy S® 4 - 16GB (Black Mist)

8,045,952 – **Samsung Devices**

Sprint Samsung Galaxy S® 4 - 16GB (White Frost)	Sprint Samsung Galaxy S® 4 - 16GB (Black Mist)	T-Mobile Galaxy S® 4 - 16GB (White Frost)	T-Mobile Samsung Galaxy S® 4 - 16GB (Black Mist)	Verizon Samsung Galaxy S® 4 - 16GB (White Frost)	Verizon Samsung Galaxy S® 4 - 16GB (Black Mist)
US Cellular Samsung Galaxy S® 4 - 16GB (White Frost)	US Cellular Samsung Galaxy S® 4 - 16GB (Black Mist)	Cricket (Coming Soon)	C Spire Wireless (Coming Soon)		

Tablets

Samsung Galaxy Note® 10.1 (Wi-Fi), 16GB Grey	Samsung Galaxy Tab™ 7.0 Plus (Wi-Fi) 16GB	Samsung Galaxy Tab™ 2 10.1 (Wi-Fi) 16GB	Samsung Galaxy Tab™ 7.0" (T-Mobile)
Samsung Galaxy Note® 10.1 (Verizon 4G LTE)	Samsung Galaxy Tab 7.0 Plus (T-Mobile)	Samsung Galaxy Tab® 2 10.1 (AT&T)	Nexus 10, the new tablet from Google™
Samsung Galaxy Note® 10.1 (U.S. Cellular 4G LTE)	Samsung Galaxy Tab™ 7.0" (Wi-Fi Only)	Samsung Galaxy Tab® 2 10.1 (Sprint)	Samsung ATIV Smart PC (AT&T)
Samsung Galaxy Tab® 2 7.0 (Wi-Fi), Garnet Red	Samsung Galaxy Tab 7.0" (US Cellular)	Samsung Galaxy Precedent™ (Straight Talk) Android Smartphone	T-Mobile® Sidekick® 4G Android Smartphone
Samsung Galaxy Tab® 2 7.0 (Verizon), Black	Samsung Galaxy Tab™ 7.0" (Verizon)	Samsung Galaxy Tab® 2 10.1 (Verizon)	

Media Players

Samsung Galaxy Player 4.0	Samsung Galaxy Player 5.0	Samsung Galaxy Player 4.2	New Samsung Galaxy Player 3.6
---------------------------	---------------------------	---------------------------	-------------------------------

8,045,952 – **Samsung Devices**

And other Samsung phones and tablets with similar functionality.