



US008380244B2

(12) **United States Patent**
Gorsuch

(10) **Patent No.:** **US 8,380,244 B2**
(45) **Date of Patent:** ***Feb. 19, 2013**

(54) **DUAL MODE UNIT FOR SHORT RANGE, HIGH RATE AND LONG RANGE, LOWER RATE DATA COMMUNICATIONS**

4,625,308 A 11/1986 Kim et al.
4,675,863 A 6/1987 Paneth et al.
4,817,089 A 3/1989 Paneth et al.

(Continued)

(75) Inventor: **Thomas E. Gorsuch**, Merritt Island, FL (US)

FOREIGN PATENT DOCUMENTS

(73) Assignee: **IPR Licensing, Inc.**, Wilmington, DE (US)

DE 4426183 10/1995
EP 443061 8/1991

(Continued)

(*) Notice: Subject to any disclaimer, the term of this patent is extended or adjusted under 35 U.S.C. 154(b) by 0 days.

This patent is subject to a terminal disclaimer.

OTHER PUBLICATIONS

Draft Text for “*95C” Physical Layer (Revision 4), Part 1, Document #531-981-20814-95C, Part 1 on 3GPP2 website (ftp://ftp.3gpp2.org/tsgc/working/1998/1298_Maui/WG3-TG1/531-98120814-95c,%20part%201.pdf, 1998).

(Continued)

(21) Appl. No.: **12/615,098**

(22) Filed: **Nov. 9, 2009**

(65) **Prior Publication Data**

US 2010/0202425 A1 Aug. 12, 2010

Primary Examiner — Barry Taylor

(74) *Attorney, Agent, or Firm* — Volpe and Koenig, P.C.

Related U.S. Application Data

(63) Continuation of application No. 11/326,809, filed on Jan. 6, 2006, now Pat. No. 7,616,970, which is a continuation of application No. 10/358,082, filed on Feb. 3, 2003, now Pat. No. 7,013,162, and a continuation of application No. 10/341,528, filed on (Continued)

(51) **Int. Cl.**
H04M 1/00 (2006.01)

(52) **U.S. Cl.** **455/553.1**; 455/552.1

(58) **Field of Classification Search** 455/553.1, 455/552.1

See application file for complete search history.

(56) **References Cited**

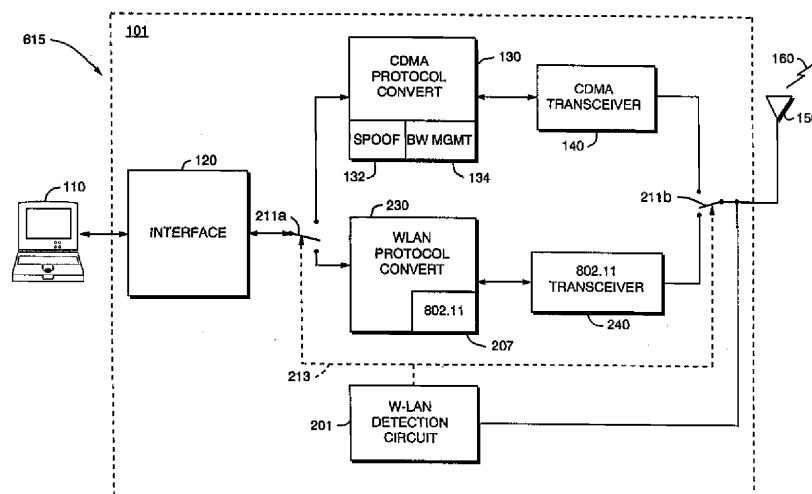
U.S. PATENT DOCUMENTS

4,107,469 A 8/1978 Jenkins
4,577,316 A 3/1986 Schiff

(57) **ABSTRACT**

A technique for communication with a local area network (LAN) via a wireless connection determines whether a first short-range, high-speed, wireless communication path is available and connects to the LAN using a longer range, lower speed wireless communication path if the short-range, high-speed wireless communication path is not available. The low-range, high-speed wireless communication path is a wireless communication path is a wireless LAN connection such as an IEEE 802.11-compliant wireless LAN and the long-range, low-speed wireless communication mode is a cellular CDMA-type connection. Determining whether the first IEEE 802.11 mode is available can be done by detecting a beacon signal, or transmitting a probe request message and detecting a probe response message in response to the probe request, indicating the presence or availability of the short-range, high-speed wireless communication path. Alternatively, the availability of short-range, high-speed wireless communication path can be detected by simply detecting activity on it.

44 Claims, 6 Drawing Sheets



Related U.S. Application Data

Jan. 13, 2003, now Pat. No. 7,024,222, which is a continuation of application No. 09/400,136, filed on Sep. 21, 1999, now Pat. No. 6,526,034, said application No. 10/358,082 is a continuation of application No. 09/400,136, filed on Sep. 21, 1999, now Pat. No. 6,526,034.

(56)

References Cited**U.S. PATENT DOCUMENTS**

4,841,526	A	6/1989	Wilson et al.	5,845,211	A	12/1998	Roach, Jr.
4,862,453	A	8/1989	West et al.	5,854,786	A	12/1998	Henderson et al.
4,866,709	A	9/1989	West et al.	5,856,971	A	1/1999	Gitlin et al.
4,912,705	A	3/1990	Paneth et al.	5,859,840	A	1/1999	Tiedemann, Jr. et al.
4,949,395	A	8/1990	Rydbeck	5,859,879	A	1/1999	Bolgiano et al.
5,020,092	A	5/1991	Phillips et al.	5,872,786	A	2/1999	Shobatake
5,020,093	A	5/1991	Pireh	5,881,060	A	3/1999	Morrow et al.
5,022,024	A	6/1991	Paneth et al.	5,896,376	A	4/1999	Alperovich et al.
5,027,348	A	6/1991	Curry	5,903,548	A	5/1999	Delamater
5,027,400	A	6/1991	Baji et al.	5,910,945	A	6/1999	Garrison et al.
5,114,375	A	5/1992	Wellhausen et al.	5,914,950	A	6/1999	Tiedemann, Jr. et al.
5,115,309	A	5/1992	Hang	5,923,650	A	7/1999	Chen et al.
5,226,044	A	7/1993	Gupta et al.	5,930,230	A	7/1999	Odenwalder et al.
5,228,074	A	7/1993	Mizikovsky	5,950,131	A	9/1999	Vilmur
5,257,257	A	10/1993	Chen et al.	5,956,332	A	9/1999	Rasanen et al.
5,268,900	A	12/1993	Hluchyj et al.	5,966,374	A	10/1999	Rasanen
5,282,222	A	1/1994	Fattouche et al.	5,991,279	A	11/1999	Haugli et al.
5,325,419	A	6/1994	Connolly et al.	5,999,708	A	12/1999	Kajita
5,355,374	A	10/1994	Hester et al.	6,001,800	A	12/1999	Mehta et al.
5,369,637	A	11/1994	Richardson et al.	6,002,690	A	12/1999	Takayama et al.
5,373,502	A	12/1994	Turban	6,005,855	A	12/1999	Zehavi et al.
5,375,124	A	12/1994	D'Ambrogio et al.	6,009,106	A	12/1999	Rustad et al.
5,388,102	A	2/1995	Griffith et al.	6,011,800	A	1/2000	Nadgauda et al.
5,394,473	A	2/1995	Davidson	6,028,853	A	2/2000	Haartsen
5,406,643	A	4/1995	Burke et al.	6,028,868	A	2/2000	Yeung et al.
5,412,429	A	5/1995	Glover	6,052,385	A	4/2000	Kanerva et al.
5,442,625	A	8/1995	Gitlin et al.	6,064,678	A	5/2000	Sindhushayana et al.
5,463,629	A	10/1995	Ko	6,069,883	A	5/2000	Ejzak et al.
5,471,463	A	11/1995	Hulbert	6,078,572	A	6/2000	Tanno et al.
5,504,803	A	4/1996	Yamada et al.	6,081,536	A	6/2000	Gorsuch et al.
5,577,033	A *	11/1996	Chang et al. 370/402	6,084,866	A	7/2000	Dorenbosch et al.
5,585,850	A	12/1996	Schwaller	6,088,335	A	7/2000	I et al.
5,586,113	A	12/1996	Adachi et al.	6,097,733	A	8/2000	Basu et al.
5,592,470	A	1/1997	Rudrapatna et al.	6,111,863	A	8/2000	Rostoker et al.
5,592,471	A	1/1997	Briskman	6,112,092	A	8/2000	Benveniste
5,594,782	A	1/1997	Zicker et al.	6,134,233	A	10/2000	Kay
5,603,081	A	2/1997	Raith et al.	6,151,332	A	11/2000	Gorsuch et al.
5,606,580	A	2/1997	Mourot et al.	6,157,619	A	12/2000	Ozluturk et al.
5,615,213	A	3/1997	Griener	6,161,013	A	12/2000	Anderson et al.
5,617,423	A	4/1997	Li et al.	6,195,362	B1	2/2001	Darcie et al.
5,642,348	A	6/1997	Barzegar et al.	6,198,723	B1	3/2001	Parruck et al.
5,655,001	A	8/1997	Cline et al.	6,198,941	B1	3/2001	Aho et al.
5,657,317	A	8/1997	Mahany et al.	6,208,871	B1	3/2001	Hall et al.
5,657,358	A	8/1997	Panech et al.	6,215,798	B1	4/2001	Carneheim et al.
5,663,958	A	9/1997	Ward	6,222,828	B1	4/2001	Ohlson et al.
5,663,990	A	9/1997	Bolgiano et al.	6,236,642	B1	5/2001	Shaffer et al.
5,673,259	A	9/1997	Quick, Jr.	6,236,647	B1 *	5/2001	Amalfitano 370/335
5,687,194	A	11/1997	Paneth et al.	6,243,372	B1	6/2001	Petch et al.
5,696,903	A	12/1997	Mahany	6,243,581	B1 *	6/2001	Jawanda 455/432.2
5,697,059	A	12/1997	Carney	6,259,683	B1	7/2001	Sekine et al.
5,699,364	A	12/1997	Sato et al.	6,262,980	B1	7/2001	Leung et al.
5,708,656	A	1/1998	Noneman et al.	6,269,088	B1	7/2001	Masui et al.
5,734,646	A	3/1998	I et al.	6,272,168	B1	8/2001	Lomp et al.
5,781,542	A	7/1998	Tanaka et al.	6,285,665	B1	9/2001	Chuah
5,784,406	A	7/1998	DeJaco et al.	6,307,840	B1	10/2001	Wheatley, III et al.
5,790,551	A	8/1998	Chan	6,310,859	B1	10/2001	Morita et al.
5,793,744	A	8/1998	Kanerva et al.	6,366,570	B1	4/2002	Bhagalia
5,796,727	A	8/1998	Harrison et al.	6,370,117	B1	4/2002	Koraitim et al.
5,802,465	A	9/1998	Hamalainen et al.	6,373,830	B1	4/2002	Ozluturk
5,815,811	A	9/1998	Pinard et al.	6,373,834	B1	4/2002	Lundh et al.
5,818,852	A *	10/1998	Kapoor 714/749	6,377,548	B1	4/2002	Chuah
5,825,807	A	10/1998	Kumar	6,377,809	B1	4/2002	Rezaiifar et al.
5,828,659	A	10/1998	Teder et al.	6,388,999	B1	5/2002	Gorsuch et al.
5,828,662	A	10/1998	Jalali et al.	6,389,000	B1	5/2002	Jou
5,842,122	A	11/1998	Schellinger et al.	6,396,804	B2	5/2002	Odenwalder
5,844,894	A	12/1998	Dent	6,418,148	B1	7/2002	Kumar et al.
				6,456,608	B1	9/2002	Lomp
				6,469,991	B1	10/2002	Chuah
				6,473,623	B1	10/2002	Benveniste
				6,504,830	B1	1/2003	Östberg et al.
				6,510,146	B1	1/2003	Korpela et al.
				6,519,651	B1	2/2003	Dillon
				6,526,039	B1	2/2003	Dahlman et al.
				6,526,064	B1	2/2003	Bousquet
				6,526,281	B1	2/2003	Gorsuch et al.
				6,532,365	B1	3/2003	Anderson et al.
				6,542,481	B2	4/2003	Foore et al.
				6,545,986	B1	4/2003	Stellakis
				6,546,425	B1	4/2003	Hanson et al.

6,567,416	B1	5/2003	Chuah	
6,570,865	B2	5/2003	Masui et al.	
6,571,296	B1	5/2003	Dillon	
6,574,211	B2	6/2003	Padovani et al.	
6,574,239	B1	6/2003	Dowling et al.	
6,574,473	B2	6/2003	Rinne et al.	
6,597,913	B2	7/2003	Natarajan	
6,681,259	B1	1/2004	Lemilainen et al.	
6,711,146	B2	3/2004	Yegoshin	
6,845,104	B2	1/2005	Johnson et al.	
6,850,512	B1	2/2005	Bishop et al.	
6,973,140	B2	12/2005	Hoffman et al.	
7,502,626	B1 *	3/2009	Lemilainen	455/554.2
7,580,715	B2 *	8/2009	Gorsuch et al.	455/452.1
7,583,971	B2 *	9/2009	Gorsuch et al.	455/452.1
7,849,475	B2	12/2010	Covell et al.	
7,894,475	B2	2/2011	Bishop et al.	
2002/0191562	A1 *	12/2002	Kumaki et al.	370/331
2004/0029606	A1 *	2/2004	Tiedemann et al.	455/522
2004/0160910	A1	8/2004	Gorsuch et al.	
2004/0180696	A1	9/2004	Foore et al.	
2005/0286476	A1	12/2005	Crosswy et al.	
2008/0274767	A1 *	11/2008	Sainton et al.	455/552.1
2009/0073898	A1	3/2009	Lim	
2009/0310588	A1 *	12/2009	Padovani et al.	370/342

FOREIGN PATENT DOCUMENTS

EP	526106	2/1993
EP	635949	1/1995
EP	682423	11/1995
EP	682426	11/1995
EP	719062	6/1996
FR	2761557	1/1998
JP	8-275237	10/1996
JP	9-55764	2/1997
JP	11-205857	7/1999
JP	11-220776	8/1999
JP	2000-236343	8/2000
JP	2000-286851	10/2000
JP	2002-51044	4/2002
KR	100187823	1/1999
KR	19990058020	7/1999
SU	1401626	6/1988
SU	1837403	8/1993
WO	95/07578	3/1995
WO	95/08900	3/1995
WO	96/08934	3/1996
WO	96/37081	11/1996
WO	96/27994	12/1996
WO	97/32412	4/1997
WO	97/23073	6/1997
WO	97/46044	12/1997
WO	98/59447	12/1998
WO	98/59523	12/1998
WO	99/38083	7/1999
WO	99/44341	9/1999
WO	99/48312	9/1999
WO	99/63713	12/1999

OTHER PUBLICATIONS

Draft Text for "95C" Physical Layer (Revision 4), Part 2, Document #531-981-20814-95C, part 2 on 3GPP2 website (ftp://ftp.3gpp2.org/tsgc/working/1998/1298_Maui/WG3-TG1/531-98120814-95c,%20part%202.pdf, 1998).

Grube, Gary, et al., "In-Building Wireless Coverage Using a Second Mode," Motorola Technical Developments, U.S. Motorola, Inc., vol. 27, (May 1, 1996) XP 000594558, pp. 66-68.

Data Service Options for Wideband Spread Spectrum Systems: Introduction, PN-3676.1 (to be published as TIA/EIA/IS-707.1), Mar. 20, 1997 (Content Revision 1).

Draft Text for "95C" Physical Layer (Revision 4), Part 1, Document #531-981-20814-95C, Part 1 on 3GPP2 website (ftp://ftp.3gpp2.org/tsgc/working/1998/1298_Maui/WG3-TG1/531-98120814-95c,%20part%201.pdf, 1998).

Draft Text for "95C" Physical Layer (Revision 4), Part 2, Document #531-981-20814-95C, part 2 on 3GPP2 website (ftp://ftp.3gpp2.org/tsgc/working/1998/1298_Maui/WG3-TG1/531-98120814-95c,%20part%202.pdf, 1998).

tsgc/working/1998/1298_Maui/WG3-TG1/531-98120814-95c,%20part%202.pdf, 1998).

Simpson, W. (Editor). "RFC 1661—The Point-to-Point Protocol (PPP)." Network Working Group, Jul. 1994, pp. 1-35, <http://www.faqs.org/rfcs/rfc1661.html>.

Andermo et al., "CODIT, a Testbed Project Evaluating DS-CDMA for UMTS/FPLMTS," IEEE 44th Vehicular Technology Conference, vol. 1, pp. 21-25 (Jun. 8-10, 1994).

Data Services Option Standard for Wideband Spread Spectrum Digital Cellular System. TIA/EIA/IS-99. TIA/EIA Interim Standard. Jul. 1995.

Draft Text for "95C" Physical Layer (Revision 4), Part 1, Document #531-981-20814-95C, Part 1 on 3GPP2 website (ftp://ftp.3gpp2.org/tsgc/working/1998/1298_Maui/WG3-TG1/531-98120814-95c,%20part%201.pdf, 1998).

Draft Text for "95C" Physical Layer (Revision 4), Part 2, Document #531-981-20814-95C, part 2 on 3GPP2 website (ftp://ftp.3gpp2.org/tsgc/working/1998/1298_Maui/WG3-TG1/531-98120814-95c,%20part%202.pdf, 1998).

MSC-BS Interface for Public 800 MHz. TIA/EIA/IS-634. TIA/EIA Interim Standard, Dec. 1995.

Bell Labs Technical Journal, Lucent Technologies, vol. 2, No. 3, Summer 1997.

Brenner, Pablo, "A Technical Tutorial on the IEEE 802.11 Protocol", 1997, pp. 1-18, Breeze Wireless Communications, Ltd., downloaded from <http://www.breezecom.com>.

Budka et al., Cellular Digital Packet Data Networks, Bell Labs Technical Journal, Summer 1997, pp. 164-181.

Cellular Digital Packet Data, System Specification, Release 1.1, Jan. 19, 1995.

Chih-Lin I et al., IS-95 Enhancements for Multimedia Services, Bell Labs Technical Journal, pp. 60-87, Autumn 1996.

Chih-Lin I et al., Load and Interference Based Demand Assignment (LIDA) for Integrated Services in CDMA.

Chih-Lin I et al., Multi-Code CDMA Wireless Personal Communications Networks, Jun. 18, 1995.

Chih-Lin I et al., Performance of Multi-Code CDMA Wireless Personal Communications Networks, Jul. 25, 1995.

Chih-Lin I et al., Variable Spreading Gain CDMA with Adaptive Control for True Packet Switching Wireless Network, 1995, pp. 725-730.

Chung, Packet Synchronization and Identification for Incremental Redundancy Transmission in FH-CDMA Systems, 1992, IEEE, pp. 292-295.

CODIT Final Review Report, Issue 2.0 (Nov. 21, 1995).

Data Service Options for Wideband Spread Spectrum Systems, TIA/EIA Interim Standard. TIA/EIA/IS-707, Feb. 1998.

Data Service Options for Wideband Spread Spectrum Systems. TIA/EIA Interim Standard. TIA/EIA/IS-707-A. Apr. 1999.

Data Service Options for Wideband Spread Spectrum Systems: Introduction, PN-3676.1 (to be published as TIA/EIA/IS-707.1), Mar. 20, 1997 (Content Revision 1).

Data Services Option Standard for Wideband Spread Spectrum Digital Cellular System. TIA/EIA/IS-99. TIA/EIA Interim Standard. Jul. 1995.

Data Services Options Standard for Wideband Spread Spectrum Systems: Packet Data Services. PN-3676.5 (to be published as TIA/EIA/IS-707.5) Ballot Version, May 30, 1997.

Data Standard, Packet Data Section, PN-3676.5 (to be published as TIA/EIA/IS-DATA.5), Dec. 8, 1996, Version 02 (Content Revision 03).

Draft Text for "95C" Physical Layer (Revision 4), Part 1, Document #531-981-20814-95C, Part 1 on 3GPP2 website (ftp://ftp.3gpp2.org/tsgc/working/1998/1298_Maui/WG3-TG1/531-98120814-95c,%20part%201.pdf, 1998).

Draft Text for "95C" Physical Layer (Revision 4), Part 2, Document #531-981-20814-95C, part 2 on 3GPP2 website (ftp://ftp.3gpp2.org/tsgc/working/1998/1298_Maui/WG3-TG1/531-98120814-95c,%20part%202.pdf, 1998).

Ejzak et al., Lucent Technologies Air Interface Proposal for CDMA High Speed Data Service, Revision 0.1, May 5, 1997.

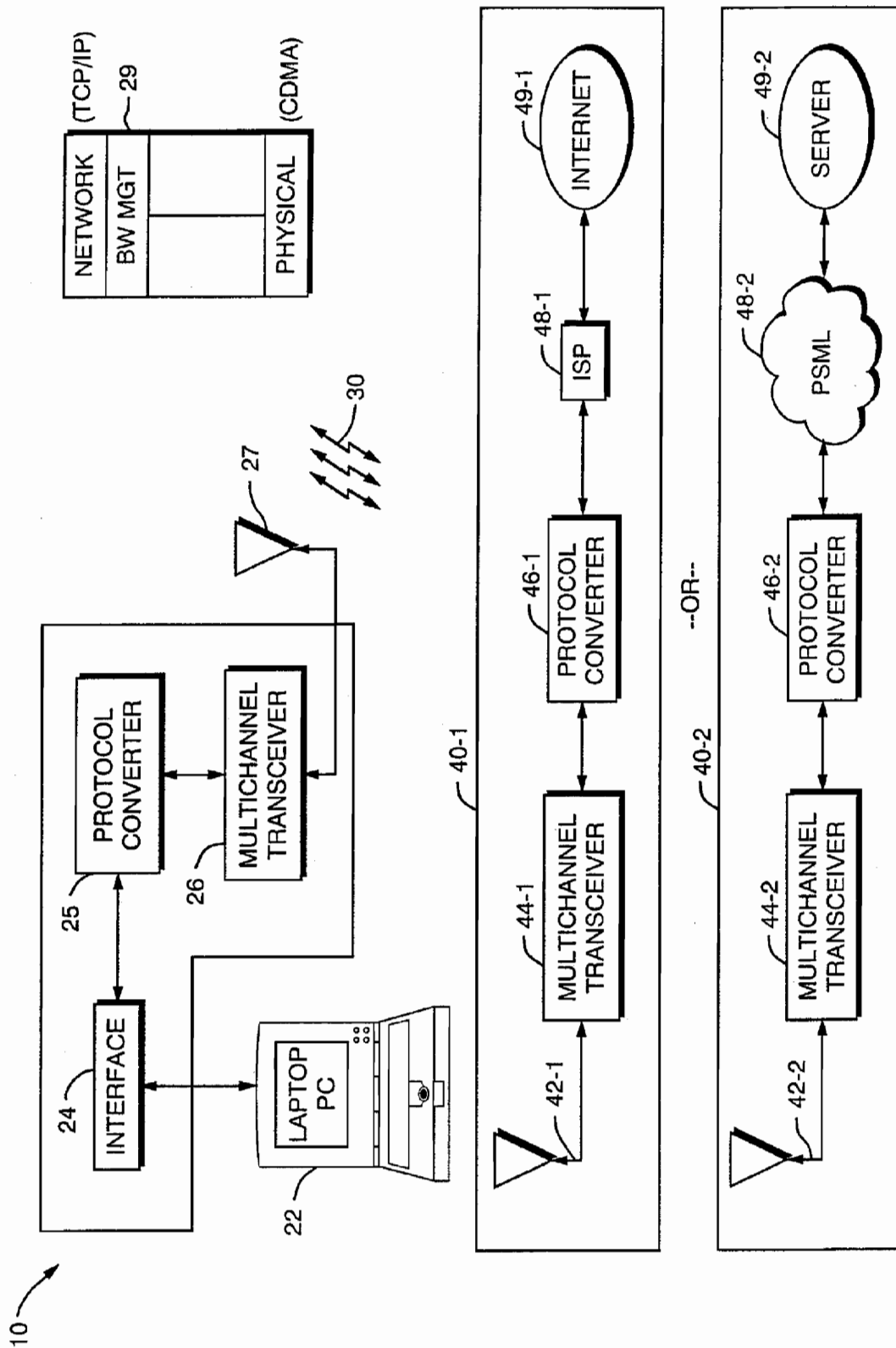
Ejzak et al., Lucent Technologies Air Interface Proposal for CDMA High Speed Data Service, Apr. 14, 1997.

- Ejzak, et al. *Proposal for High Speed Packet Data Service*, Version 0.1. Lucent Technologies, Jan. 16, 1997.
- Elhakeem, Congestion Control in Signalling Free Hybrid ATM/CDMA Satellite Network, IEEE, 1995, pp. 783-787.
- ETSI GSM European Standard (Telecommunications Series)—Draft EN 301 344 V6.4.0 (Aug. 1999). Digital cellular telecommunications system (Phase 2+); General Packet Radio Service (GPRS); Service description; Stage 2 (GSM 03.60 version 6.4.0 Release 1997).
- ETSI GSM European Standard (Telecommunications Series)—EN 301 349 V7.5.0 (Jul. 2000). Digital cellular telecommunications system (Phase 2+); General Packet Radio Service (GPRS); Mobile Station (MS)—Base Station System (BSS) interface; Radio Link Control/Medium Access Control (RLC/MAC) protocol (GSM 04.60 version 7.5.0 Release 1998).
- ETSI GSM Technical Specification—ETSI TS 101 350 V7.0.0 (Jul. 1999). Digital cellular telecommunications system (Phase 2+); General Packet Radio Service (GPRS); Overall description of the GPRS radio interface; State 2 (GSM 03.64 version 7.0.0 Release 1998).
- ETSI GSM Technical Specification—GSM 02.60 V7.0.0 (Apr. 1998). Digital cellular telecommunications system (Phase 2+); General Packet Radio Service (GPRS); Service description; Stage 1 (GSM 02.60 version 7.0.0 Release 1998).
- ETSI GSM Technical Specification—GSM 04.01 V5.0.0 (Nov. 1996). Digital cellular telecommunications system; Mobile Station—Base Station System (MS-BSS) interface General aspects and principles (GSM 04.01).
- ETSI GSM Technical Specification—GSM 05.01 V7.0.0 (1999-03). Digital cellular telecommunications system (Phase 2+); Physical layer on the radio path; General description (GSM 05.01 version 7.0.0 Release 1998).
- ETSI GSM Technical Specification—TS 100 573 V6.1.1 (1998-07). Digital cellular telecommunications system (Phase 2+); Physical layer on the radio path; General description (GSM 05.01 version 6.1.1 Release 1997).
- ETSI GSM Technical Specification—TS 100 939 V6.1.0 (1998-07). Digital cellular telecommunications system (Phase 2+); Mobile radio interface signalling layer 3; General aspects (GSM 04.07 version 6.1.0 Release 1997).
- ETSI GSM Technical Specification—TS 100 939 V7.1.0 (1999-08). Digital cellular telecommunications system (Phase 2+); Mobile radio interface signalling layer 3; General aspects (GSM 04.07 version 7.1.0 Release 1998).
- ETSI GSM Technical Specification—ETSI TS 101 113 V7.2.0 (1999-08). Digital cellular telecommunications system (Phase 2+); General Packet Radio Service (GPRS); Service description; Stage 1 (GSM 02.60 version 7.2.0 Release 1998).
- ETSI GSM European Telecommunication Standard—Draft prETS 300 940, Seventh Edition (Jul. 1999). Digital cellular telecommunications system (Phase 2+); Mobile radio interface; Layer 3 specification (GSM 04.08 version 5.13.0 Release 1996).
- ETSI GSM European Telecommunication Standard—ETS 300 910, Seventh Edition (Mar. 1999). Digital cellular telecommunications system (Phase 2+); Radio transmission and reception (GSM 05.05 version 5.10.0 Release 1996).
- Geier, Jim, *Wireless LANs*. First Edition (1999), Macmillan Technical Publishing, USA.
- Grube, Gary, et al., "In-Building Wireless Coverage Using a Second Mode," *Motorola Technical Developments*, U.S. Motorola, Inc., vol. 27 (May 1, 1996) XP 000594558, pp. 66-68.
- Hall et al., Design and Analysis of Turbo Codes on Rayleigh Fading Channels, *IEEE Journal on Selected Areas in Communications* vol. 16, No. 2, Feb. 1998, pp. 160-174.
- High Data Rate (HDR) Solution, Qualcomm, Dec. 1998.
- High Data Rate (HDR), cdmaOne optimized for high speed, high capacity data, *Wireless Infrastructure*, Qualcomm, Sep. 1998.
- Hindelang et al., Using Powerful "Turbo" Codes for 14.4 Kbit/s Data Service in GSM or PCS Systems, *IEEE Global Communications Conference*, Phoenix, Arizona, USA, Nov. 3-8, 1997, vol. II, pp. 649-653.
- Honkasalo, Harri. *High Speed Data Air Interface*. 1996.
- IBE, "Networks and Remote Access. Protocols, Problems, and Solutions," DMK Publishers, p. 56 (2002).
- IEEE Standard for Information technology—ANSI/IEEE 802.11, 1999 Edition, Telecommunications and information exchange between systems, Local and metropolitan area networks, Specific requirements, Part 11: Wireless LAN Medium Access Control (MAC) and Physical Layer (PHY) specifications. Redesignated as ISO/IEC 8802-11: 1999(E).
- IEEE Standard for Information technology—IEEE Std. 802.11-1997, Telecommunications and information exchange between systems, Local and metropolitan area networks, Specific requirements, Part 11: Wireless LAN Medium Access Control (MAC) and Physical Layer (PHY) specifications, Jun. 26, 1997.
- IEEE Standard for Information technology—IEEE 802.11a-1999, Corrections to Supplement to IEEE Standard for Information technology, Telecommunications and information exchange between systems, Local and metropolitan area networks, Specific requirements, Part 11: Wireless LAN Medium Access Control (MAC) and Physical Layer (PHY) specifications: High-Speed Physical Layer in the 5 GHz Band, Aug. 10, 2000.
- IEEE Standard for Information technology—IEEE 802.11b-1999, Supplement to IEEE Standard for Information technology—Telecommunications and information exchange between systems—Local and metropolitan area networks—Specific requirements—Part 11: Wireless LAN Medium Access Control (MAC) and Physical Layer (PHY) specifications: Higher-Speed Physical Layer Extension in the 2.4 GHz Band. Approved Sep. 16, 1999.
- Institute of Electrical and Electronics Engineers 802.11 Wireless LAN Standard, The MAC Layer, pp. 1-2, downloaded Jul. 15, 1999 from <http://www.wlana.com/intro/standard/mac.html>.
- Introduction to cdma2000 Spread Spectrum Systems, Release C*. TIA/EIA Interim Standard. TIA/EIA/IS-2000.1-C. May, 2002.
- Johnsson, "HiperLAN/2—The Broadband Radio Transmission Technology Operating in the 5 GHz Frequency Band," *HyperLAN/2 Global Forum*, Version 1.0, 1999.
- Kaiser et al., Multi-Carrier CDMA with Iterative Decoding and Soft-Interference Cancellation, *Proceedings of Globecom 1997*, vol. 1, pp. 523-529.
- Knisely, Douglas, N. Telecommunications Industry Association Subcommittee TR-45.5—*Wideband Spread Spectrum Digital Technologies Standards*. Banff, Alberta. Feb. 24, 1997 (TR45.5/97.02.24)21.
- Knisely, Douglas, N. Telecommunications Industry Association Subcommittee TR-45.5—*Wideband Spread Spectrum Digital Technologies Standards, Working Group III—Physical Layer*. Banff, Alberta. Feb. 24, 1997 (TR45.5/97.02.24)22.
- Knisely, Lucent Technologies Air Interface Proposal for CDMA High Speed Data Service, Jan. 16, 1997.
- Krzymien et al., Rapid Acquisition Algorithms for Synchronization of Bursty Transmissions in CDMA Microcellular and Personal Wireless Systems, *IEEE Journal on Selected Areas in Communications*, vol. 14, No. 3, Apr. 1996, pp. 570-579.
- Kumar et al., An Access Scheme for High Speed Packet Data Service on IS-95 based CDMA, Feb. 11, 1997.
- Khun-Jush et al., "Structure and Performance of the HIPERLAN/2 Physical Layer," *Vehicular Technology Conference (VTC) 1999*, IEEE VTS 50th, vol. 5, pp. 2667-2671, Sep. 19-22, 1999.
- Lau et al., A Channel-State-Dependent Bandwidth Allocation scheme for Integrated Isochronous and Bursty Media Data in a Cellular Mobile Information System, *IEEE*, 2000, pp. 524-528.
- Liu et al., Channel Access and Interference Issues in Multi-Code DS-SS/CDMA Wireless Packet (ATM) Networks, *Wireless Networks* 2, pp. 173-196, 1996.
- Lucas, "Synchronisation Procedure in Up and Down-Link in the CoDiT Testbed," *RACE Mobile Telecommunications Workshop* (May 1994).
- Lucent Technologies Presentation First Slide Titled, Summary of Multi-Channel Signaling Protocol, Apr. 6, 1997.
- Lucent Technologies Presentation First Slide Titled, Why Support Symmetric HSD (Phase 1C), Feb. 21, 1997.
- "Lucent Technologies announces the first wireless LAN PC Card for Original Equipment Vendors that is fully compliant with IEEE802.11 industry standards," *WaveLAN*, Nov. 4, 1997. <http://web.archive.org/web/19990909132452/http://wavelan.com/news/news.html?id=11>.

- Melanchuk, Tim, et al., "CDPD and Emerging Digital Cellular Systems," Motorola Wireless Data Group, XP000628458, pp. 2-8 (1996).
- Mobile Station-Base Station Compatibility Standard for Dual-Mode Wideband Spread Spectrum Cellular System, TIA/EIA Interim Standard, TIA/EIA/IS-95-A (Revision of TIA/EIA/IS-95), May 1995, pp. 1-742.
- Mobile Station-Base Station Compatibility Standard for Wideband Spread Spectrum Cellular Systems, TIA/EIA Standard, TIA/EIA-95-B (Upgrade and Revision of TIA/EIA-95-A), Mar. 1999.
- Morris, "UMTS and the RACE II CODIT Project," IEEE Colloquium on Mobile Telecommunications Towards the Year 2000, pp. 8/1-8/4 (Oct. 1994).
- Motorola, Version 1.0. *Motorola High Speed Data Air Interface Proposal Comparisons and Recommendations*. Jan. 27, 1997.
- MSC-BS Interface (A-Interface) for Public 800 MHz*. TIA/EIA/IS-634-A. TIA/EIA Interim Standard (Revision of TIA/EIA/IS-634) Jul. 1998.
- MSC-BS Interface for Public 800 MHz*. TIA/EIA/IS-634. TIA/EIA Interim Standard, Dec. 1995.
- Network Wireless Systems Offer Business Unit (NWS OBU), Feature Definition Document for Code Division Multiple Access (CDMA) Packet Mode Data Services, FDD-1444, Nov. 26, 1996.
- Nokia, 3G Change Request Regarding MM states in UMTS, Doc. S2-99712, 3GPP TSG-SA meeting #7, Sophia Antipolis, France, Aug. 24-27, 1999.
- Nokia Corporation and Nokia Inc.'s Response to the Amended Complaint and Amended Notice of Investigation, In the Matter of Certain Wireless Devices with 3G Capabilities and Components Thereof, Investigation No. 337-TA-800, Jan. 27, 2012.
- Nokia Corporation and Nokia Inc.'s Response to the Complaint and Notice of Investigation, In the Matter of Certain Wireless Devices with 3G Capabilities and Components Thereof, Investigation No. 337-TA-800, Sep. 27, 2011.
- Ott, David TR45.5, CDMA WBSS Technical Standards Meeting Summary. Feb. 24-28, 1997 Banff, Alberta.
- Packet Data Service Option Standard for Wideband Spread Spectrum Systems, TIA/EIA Interim Standard, TIA/EIA/IS-657, Jul. 1996.
- Physical Layer Standard for cdma2000 Spread Spectrum Systems, Release C*. TIA/EIA Interim Standard. TIA/EIA/IS-2000.2C. May 2002.
- Prasad & Teunissen, "A state-of-the-art HIPERLAN/2," Vehicular Technology Conference (VTC) 1999, IEEE VTS 50th, vol. 5, pp. 2661-2666, Sep. 19-22, 1999.
- Puleston, PPP Protocol Spoofing Control Protocol, Global Village Communication (UK) Ltd., Feb. 1996.
- Reed et al., Iterative Multiuser Detection for CDMA with FEC: Near-Single-User Performance, IEEE Transactions on Communications, vol. 46, No. 12, Dec. 1998, pp. 1693-1699.
- Reichert, "The Walkstation Project on Mobile Computing," Proceedings of the Personal, Indoor and Mobile Radio Communications 94, IEEE/ICC, vol. 3, pp. 974-978, Sep. 18-23, 1994.
- "WaveLAN IEEE 802.11 compliant wireless Local Area Networking Now Available for Apple Computers," WaveLAN, Oct. 16, 1998. <http://web.archive.org/web/19990909170638/http://wavelan.com/news/news.html?id=30>.
- Response of Respondent Futurewei to Complaint Under Section 337 of the Tariff Act of 1930, as Amended, and Notice of Investigation, In the Matter of Certain Wireless Devices with 3G Capabilities and Components Thereof, Investigation No. 337-TA-800, Sep. 27, 2011.
- Response of Respondent Huawei to Amended Complaint Under Section 337 of the Tariff Act of 1930, as Amended, and Amended Notice of Investigation, In the Matter of Certain Wireless Devices with 3G Capabilities and components thereof, Investigation No. 337-TA-800, Jan. 27, 2012.
- Response of Respondent Huawei to Complaint Under Section 337 of the Tariff Act of 1930, as Amended, and Notice of Investigation, In the Matter of Certain Wireless Devices with 3G Capabilities and Components Thereof, Investigation No. 337-TA-800, Sep. 27, 2011.
- Response of ZTE Corporation and ZTE (USA) to the Amended Complaint of Interdigital Communications, LLC, Interdigital Technology Corp., and IPR Licensing, Inc. under Section 337 of the Tariff Act of 1930, as Amended, and Notice of Investigation, In the Matter of Certain Wireless Devices with 3G Capabilities and Components thereof, Investigation No. 337-TA-800, Jan. 27, 2012.
- Shacham, et al., "A Selective-Repeat-ARQ Protocol for Parallel Channels and Its Resequencing Analysis," IEEE Transactions On Communications, XP000297814, 40 (4): 773-782 (Apr. 1997).
- Simpson, W. (Editor). "RFC 1661—The Point-to-Point Protocol (PPP)," Network Working Group, Jul. 1994, pp. 1-35. <http://www.faqs.org/rfcs/rfc1661.html>.
- Simpson, W. (Editor). "RFC 1662—PPP in HDLC-Like Framing," Network Working Group, Jul. 1994, pp. 1-17. <http://www.faqs.org/rfcs/rfc1662.html>.
- Skinner et al., Performance of Reverse-Link Packet Transmission in Mobile Cellular CDMA Networks, IEEE, 2001, pp. 1019-1023.
- Stage 1 Service Description for Data Services—High Speed Data Services (Version 0.10) CDG RF 38. Dec. 3, 1996.
- Supplemental Response of Respondent Futurewei to Complaint Under Section 337 of the Tariff Act of 1930, as Amended, and Notice of Investigation, In the Matter of Certain Wireless Devices with 3G Capabilities and Components thereof, Investigation No. 337-TA-800, Jan. 12, 2012.
- Support for 14.4 kbps Data Rate and PCS Interaction for Wideband Spread Spectrum Cellular Systems*. TSB74, Dec. 1995. TIA/EIA Telecommunications Systems Bulletin.
- Tantivy Communications, Inc. v. Lucent Technologies, Inc.*, Lucent Technologies Inc.'s Preliminary Invalidity Contentions, Civil Action No. 2-04CV-79(TJW) (Dec. 8, 2004).
- Telecommunications Industry Association Meeting Summary*. Task Group I, Working Group III, Subcommittee TR45.5. Feb. 24-27, 1997. Banff, Alberta.
- Telecommunications Industry Association Meeting Summary*. Task Group I, Working Group III, Subcommittee TR45.5. Jan. 6-8, 1997. Newport Beach, California.
- Torsner & Malmgren, "Radio Network Solutions for HIPERLAN/2," Vehicular Technology Conference (VTC) 1999 IEEE 49th, vol. 2, pp. 1217-1221, May 16-20, 1999.
- Tuch, "An IEEE 802.11 WLAN Primer," Communication Systems Design, Sep. 1997.
- Upper Layer (Layer 3) Signaling Standard for cdma2000 Spread Spectrum Systems, Release C*. TIA/EIA Interim Standard. TIA/EIA/IS-2000.5-C. May 2002.
- Viterbi, "A Constructive (Backward Compatible) Approach for Migration to Wider Band Wireless Services," Qualcomm Incorporated, 3rd Generation Wider Band CDMA Technology Conference (Feb. 25, 1998).
- Viterbi, The Path to Next Generation Services with CDMA, Qualcomm Incorporated, 1998 CDMA Americas Congress, Los Angeles, California, Nov. 19, 1998.
- Wang et al., The Performance of Turbo-Codes in Asynchronous DS-CDMA, IEEE Global Communications Conference, Phoenix, Arizona, USA, Nov. 3-8, 1997, Vol. III, pp. 1548-1551.
- www.cdg.org/news/press/1997.asp. CDA Press Release Archive, 1997.
- Ylanti et al., "Handoff Procedure for Heterogeneous Wireless Networks," Future Wireless Communication System, Global Telecommunications Conference—Globecom '99, vol. 5, pp. 2783-2787, 1999.
- Zeisberg et al., "WLAN Evolution from HIPERLAN Type 2 to MEDIAN," Vehicular Technology Conference (VTC) 1999, IEEE VTS 50th, vol. 5, pp. 2656-2660, Sep. 19-22, 1999.
- Zyren & Petrick, "Brief Tutorial on IEEE 802.11 Wireless LANs," Intersil Application Note 9289, Feb. 1999.
- 3GPP Technical Specification—3G TS 23.121 v3.0.0 (Jul. 1999). 3rd Generation Partnership Project; Technical Specification Group Services and Systems Aspects; Architectural Requirements for Release 1999.
- 3GPP Technical Specification—TS 25.201 v2.1.0 (Jun. 1999). 3rd Generation Partnership Project (3GPP); Technical Specification Group (TSG); Radio Access Network (RAN); Working Group 1 (WG1); Physical layer—General description.

- 3GPP Technical Specification—TS 25.211 v2.1.0 (Jun. 1999). 3rd Generation Partnership Project (3GPP); Technical Specification Group (TSG); Radio Access Network (RAN); Working Group 1 (WG1); Physical channels and mapping of transport channels onto physical channels (FDD).
- 3GPP Technical Specification—TS 25.213 v2.1.0 (Jun. 1999). 3rd Generation Partnership Project (3GPP); Technical Specification Group (TSG); Radio Access Network (RAN); Working Group 1 (WG1); Spreading and modulation (FDD).
- Chih-Lin I et al., Load and Interference Based Demand Assignment (LIDA) for Integrated Services in CDMA Wireless systems, Nov. 18, 1996, pp. 235-241.
- Draft Text for “*95C” Physical Layer (Revision 4), Part 1, Document #531-981-20814-95C, Part 1 on 3GPP2 website (ftp://ftp.3gpp2.org/tsgc/working/1998/1298_Maui/WG3-TG1/531-98120814-9c,%20part%201.pdf, 1998).
- Draft Text for “95C” Physical Layer (Revision 4), Part 2, Document #531-981-20814-95C, part 2 on 3GPP2 website (ftp://ftp.3gpp2.org/tsgc/working/1998/1298_Maui/WG3-TG1/531-98120814-95c,%20part%202.pdf, 1998).
- ETSI GSM European Standard (Telecommunications Series)—Draft EN 301 344 V6.4.0 (Aug. 1999). Digital cellular telecommunications system (Phase 2+); General Packet Radio Service (GPRS); Service description; Stage 2 (GSM 03.60 version 6.4.0 Release 1997).
- ETSI GSM Technical Specification—ETSI TS 101 350 V7.0.0 (Jul. 1999). Digital cellular telecommunications system (Phase 2+); General Packet Radio Service (GPRS); Overall description of the GPRS radio interface; Stage 2 (GSM 03.64 version 7.0.0 Release 1998).
- ETSI GSM Technical Specification—GSM 05.01 V7.0.0 (Mar. 1999). Digital cellular telecommunications system (Phase 2+); Physical layer on the radio path; General description (GSM 05.01 version 7.0.0 Release 1998).
- ETSI GSM Technical Specification—TS 100 573 V6.1.1 (Jul. 1998). Digital cellular telecommunications system (Phase 2+); Physical layer on the radio path; General description (GSM 05.01 version 6.1.1 Release 1997).
- ETSI GSM Technical Specification—TS 100 939 V6.1.0 (Jul. 1998). Digital cellular telecommunications system (Phase 2+); Mobile radio interface signalling layer 3; General aspects (GSM 04.07 version 6.1.0 Release 1997).
- ETSI GSM Technical Specification—TS 100 939 V7.1.0 (Aug. 1999). Digital cellular telecommunications system (Phase 2+); Mobile radio interface signalling layer 3; General aspects (GSM 04.07 version 7.1.0 Release 1998).
- ETSI GSM Technical Specification—ETSI TS 101 113 V7.2.0 (Aug. 1999). Digital cellular telecommunications system (Phase 2+); General Packet Radio Service (GPRS); Service description; Stage 1 (GSM 02.60 version 7.2.0 Release 1998).
- ETSI GSM European Telecommunication Standard—Draft prETS 300 940, Seventh Edition (Jul. 1999) digital cellular telecommunications system (Phase 2+); Radio transmission and reception (GSM 05.05 version 5.10.1 Release 1996).
- ETSI GSM European Telecommunication Standard—ETS 300 910, Seventh Edition (Mar. 1999). Digital cellular telecommunications system (Phase 2+); Radio transmission and reception (GSM 05.05 version 5.10.1 Release 1996).
- Hall et al., Design and Analysis of Turbo Codes on Rayleigh Fading Channels, IEEE Journal on Selected Areas in Communications, vol. 16, No. 2, Feb. 1998, pp. 160-174.
- IEEE Standard for Information technology—IEEE 802.11a-1999, Corrections to Supplement to IEEE Standard for Information technology, Telecommunications and information exchange between systems, Local and metropolitan area networks, Specific requirements, Part 11: Wireless LAN Medium Access Control (MAC) and Physical Layer (PHY) specifications: High-Speed Physical Layer in the 5 GHz Band, Aug. 10, 2000.
- IEEE Standard for Information technology—IEEE 802.11b-1999, Supplement to IEEE Standard for Information technology—Telecommunications and information exchange between systems—Local and metropolitan area networks—Specific requirements—Part 11: Wireless LAN Medium Access control (MAC) and Physical Layer (PHY) specifications: Higher—Speed Physical Layer Extension in the 2.4 GHz Band. Approved Sep. 16, 1999.
- Introduction to cdma2000 Spread Spectrum Systems, Release C*. TIA/EIA Interim Standard. TIA/EIA/IS-2000.1-C. May 2002.
- 3GPP Technical Report—3G TR 23.930 v3.0.0 (Jul. 1999). 3rd Generation Partnership Project; Technical Specification Group Services and System Aspects—Iu Principles.
- 3GPP Technical Specification—3G TS 23.121 v3.0.0 (Jul. 1999). 3rd Generation Partnership Project; Technical Specification Group Services and System Aspects; Architectural Requirements for Release 1999.
- 3GPP Technical Specification—TS 24.008 v3.0.0 (Jul. 1999). 3rd Generation Partnership Project; Universal Mobile Telecommunications System; Mobile radio interface layer 3 specification, Core Network protocols—Stage 3.
- 3GPP Technical Specification—3G TS 25.101 v2.0.0 (Jun. 1999). 3rd Generation Partnership Project (3GPP); Technical Specification Group (TSG) RAN WG4; UE Radio transmission and Reception (FDD).
- 3GPP Technical Specification—TS 25.201 v2.1.0 (Jun. 1999). 3rd Generation Partnership Project (3GPP); Technical Specification Group (TSG) Radio Access Network (RAN); Working Group 1 (WG1); Physical layer—General Description.
- 3GPP Technical Specification—TS 25.211 v2.1.0 (Jun. 1999). 3rd Generation Partnership Project (3GPP); Technical specification Group (TSG) Radio Access Network (RAN); Working Group 1 (WG1); Physical channels and mapping of transport channels onto physical channels (FDD).
- 3GPP Technical Specification—TS 25.213 v2.1.0 (Jun. 1999). 3rd Generation Partnership Project (3GPP); Technical Specification Group (TSG) Radio Access Network (RAN); Working Group 1 (WG1); Spreading and modulation (FDD).
- 3GPP Technical Specification—TS 25.301 v3.0.0 (Apr. 1999). 3rd Generation Partnership Project (3GPP); Technical Specification Group (TSG) RAN; Working Group 2 (WG2); Radio Interface Protocol Architecture.
- 3GPP Technical Specification—TS 25.302 v2.3.0 (Jun. 1999). 3rd Generation Partnership Project (3GPP); Technical Specification Group (TSG) RAN; Working Group 2 (WG2); Services provided by the Physical layer.
- Andermo et al., “Code Division Testbed, CODIT,” IEEE International Conference on Universal Personal Communications, vol. 1, pp. 397-401 (Oct. 12-15, 1993).
- Andermo et al., “CODIT and Third Generation Systems,” 4th IEEE International Conference on Universal Personal Communications Record, pp. 843-847 (Nov. 6-10, 1995).
- Andermo et al., “CODIT, a Testbed Project Evaluating DS-CDMA for UMTS/FPLMTS,” IEEE 44th Vehicular Technology Conference, vol. 1, pp. 21-25 (Jun. 8-10, 1994).
- Andermo, “Overview of CODIT Project,” Proceedings of the RACE Mobile Telecommunications Summit, pp. 33-42 (Nov. 1995).
- Attachment 2, *High Speed Data RLP* Lucent Technologies, Version 0.1, Jan. 16, 1997.
- Azad et al., Multirate Spread Spectrum Direct Sequence CDMA Techniques, 1994, The Institute of Electrical Engineers.

* cited by examiner



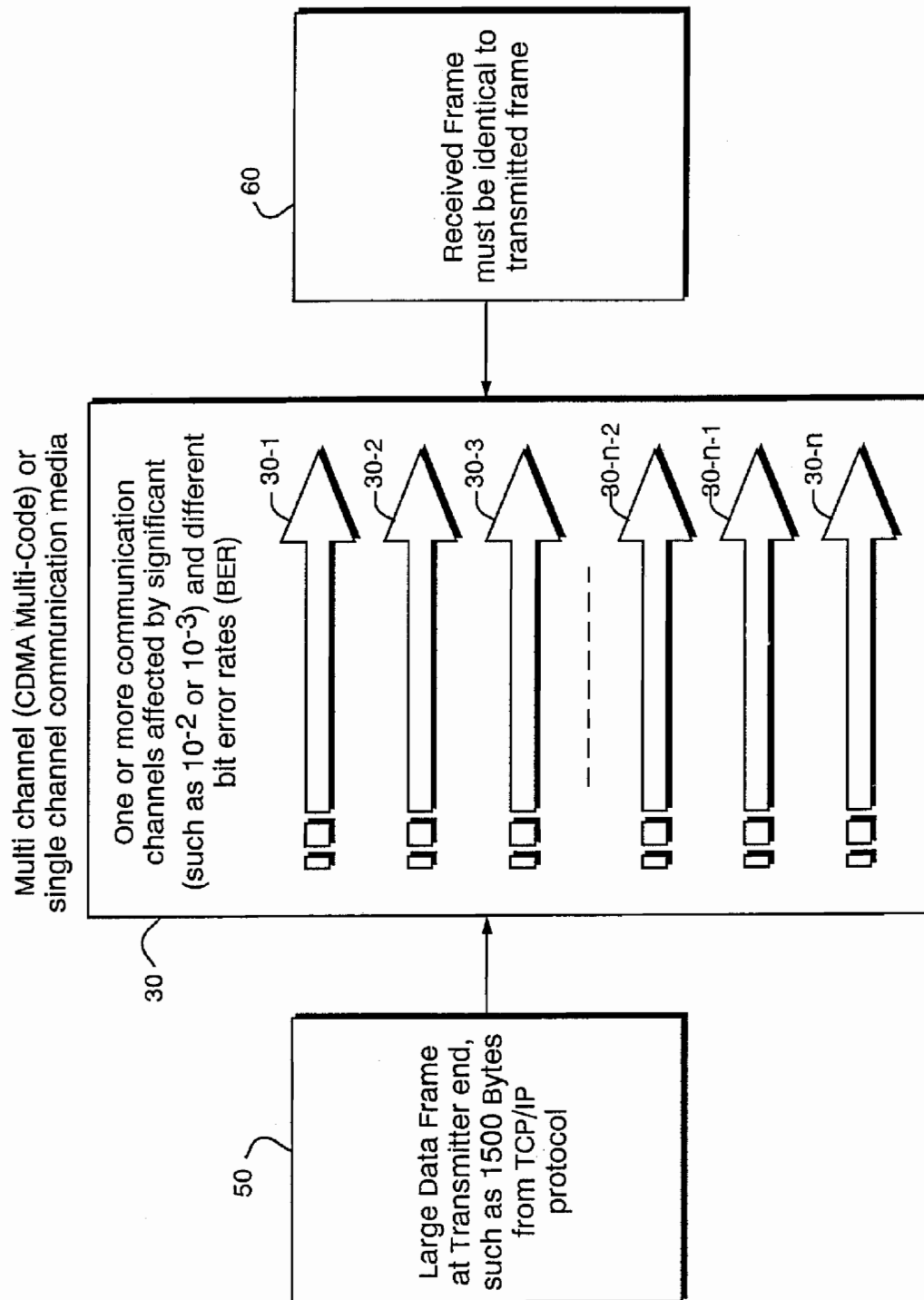
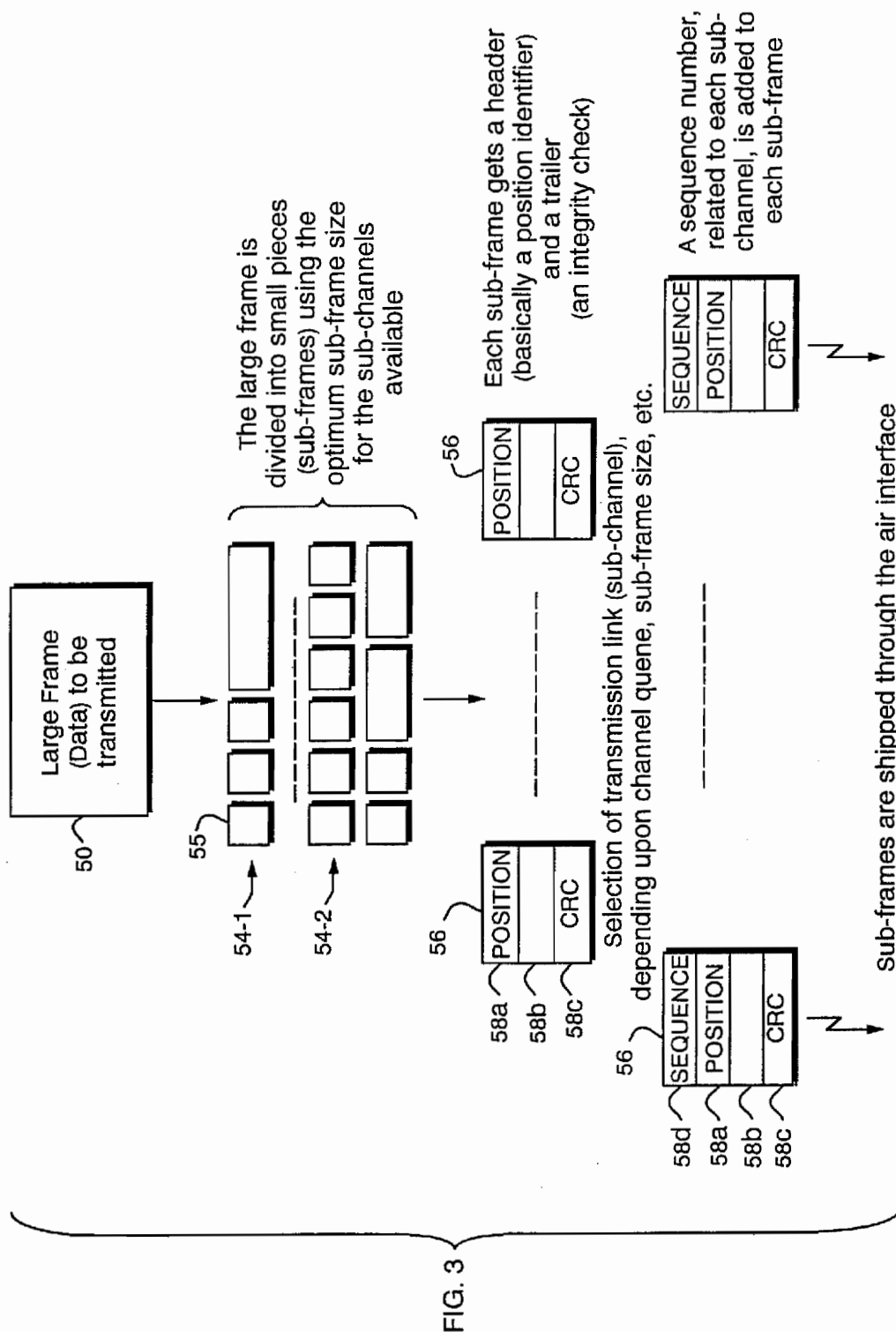


FIG. 2



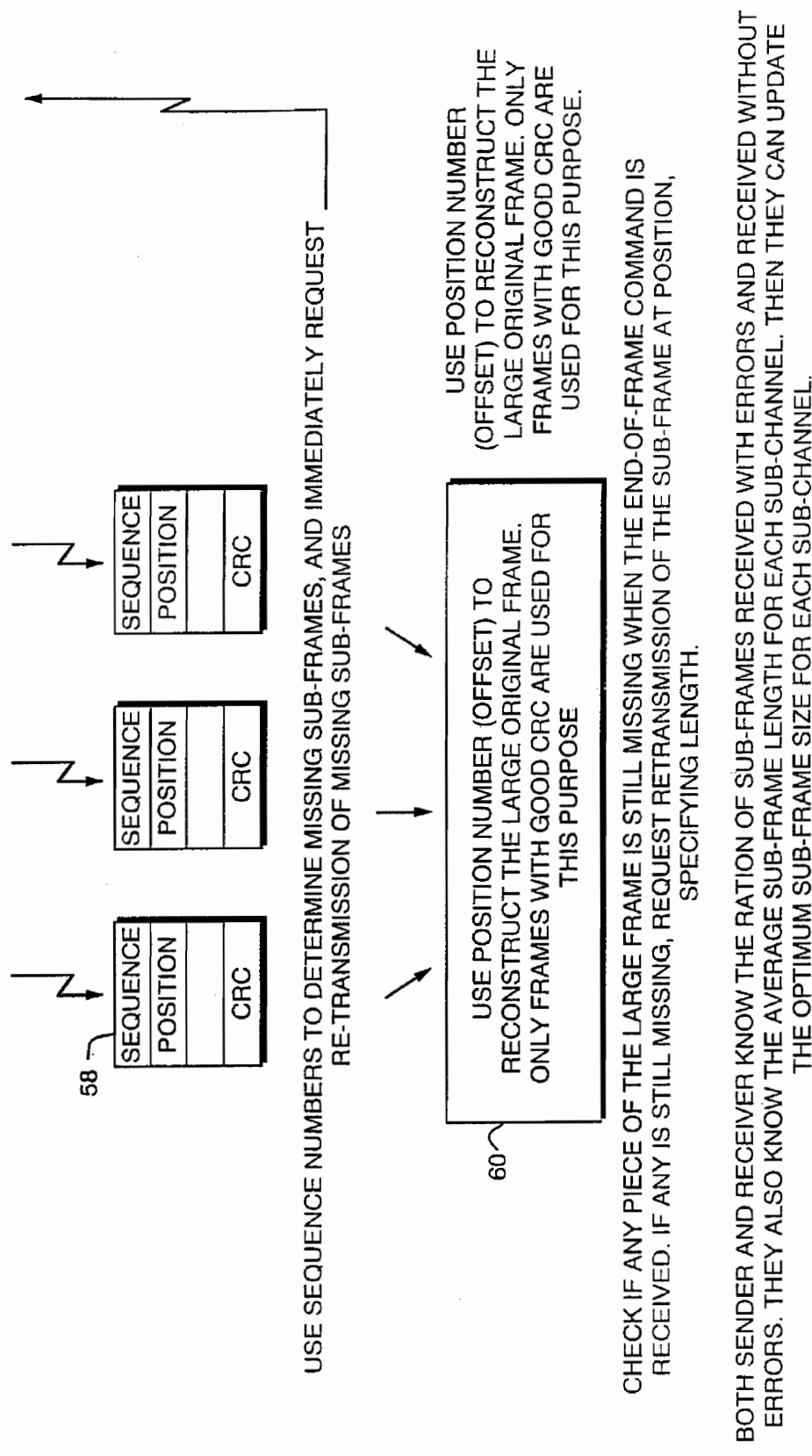


FIG. 4

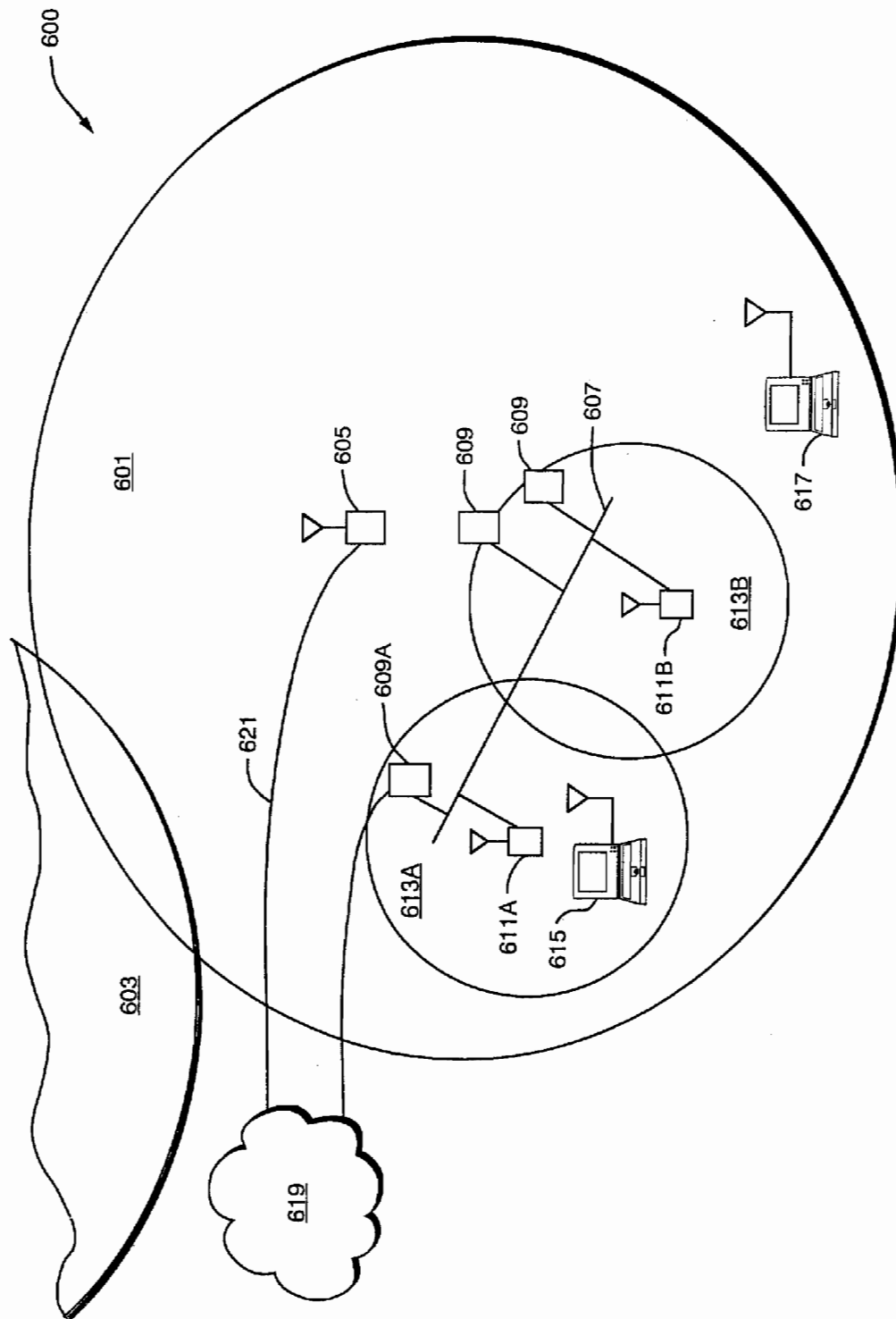


FIG. 5

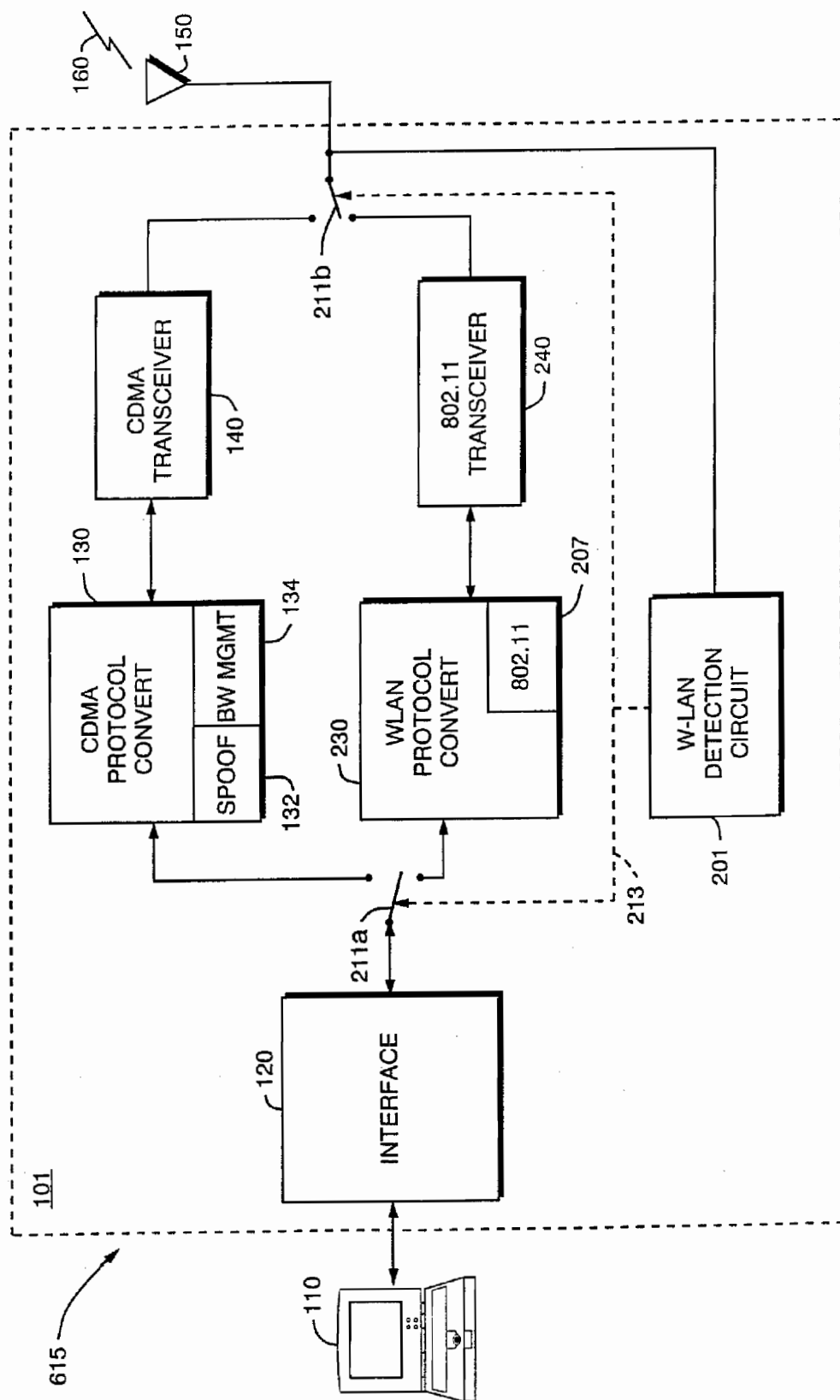


FIG. 6

1

DUAL MODE UNIT FOR SHORT RANGE, HIGH RATE AND LONG RANGE, LOWER RATE DATA COMMUNICATIONS

RELATED APPLICATIONS

This application is a continuation of U.S. application Ser. No. 11/326,809, filed Jan. 6, 2006. U.S. application Ser. No. 11/326,809 is a continuation of U.S. application Ser. No. 10/358,082, filed Feb. 3, 2003, and a continuation of U.S. application Ser. No. 10/341,528, filed Jan. 13, 2003. U.S. application Ser. No. 10/358,082 and U.S. application Ser. No. 10/341,528 are both continuations of U.S. application Ser. No. 09/400,136, filed Sep. 21, 1999. The entire teachings of the above applications are incorporated by reference herein.

BACKGROUND OF THE INVENTION

The widespread availability of personal computers at low cost has led to a situation where the general public increasingly demands access to the Internet and other computer networks. A similar demand exists for wireless communications in that the public increasingly demands that cellular telephones be available at low cost with ubiquitous coverage.

As a result of its familiarity with these two technologies, the general population now increasingly wishes to not only access computer networks, but to access such networks in wireless fashion as well. This is of particularly concern to users of portable computers, laptop computers, hand-held personal digital assistants (PDAs) and the like, who would prefer and indeed now expect to be able to access such networks with the same convenience they have grown accustomed to when using their cellular telephones.

Unfortunately, there still is no widely available satisfactory solution for providing low cost, broad geographical coverage, high speed access to the Internet and other networks using the existing wireless infrastructure which has been built at some expense to support cellular telephony. Indeed, at the present time, the users of wireless modems that operate with the existing cellular telephone network often experience a difficult time when trying to, for example, access the Internet to view web pages. The same frustration level is felt in any situation when attempting to perform other tasks that require the transfer of relatively large amounts of data between computers.

This is at least in part due to the architecture of cellular telephone networks, which were originally designed to support voice communications, as compared to the communications protocols in use for the Internet, which were originally optimized for wireline communication. In particular, the protocols used for connecting computers over wireline networks do not lend themselves well to efficient transmission over standard wireless connections.

For example, cellular networks were originally designed to deliver voice grade services, having an information bandwidth of approximately three kilohertz (kHz). While techniques exist for communicating data over such radio channels at the rate of 9600 kilobits per second (kbps), such low frequency channels do not lend themselves directly to transmitting data at rates of 28.8 kbps or even the 56.6 kbps that is now commonly available using inexpensive wireline modems. These rates are presently thought to be the minimum acceptable data rates for Internet access.

This situation is true for advanced digital wireless communication protocols as well, such as Code Division Multiple Access (CDMA). Even though such systems convert input voice information to digital signals, they too were designed to

2

provide communication channels at voice grade bandwidth. As a result, they use communication channels that may exhibit a bit error rate (BER) as high as one in one thousand bits in multipath fading environments. While such a bit error rate is perfectly acceptable for the transmission of voice signals, it becomes cumbersome for most data transmission environments.

Unfortunately, in wireless environments, access to channels by multiple subscribers is expensive and there is competition for them. Whether the multiple access is provided by the traditional Frequency Division Multiple Access (FDMA) using analog modulation on a group of radio carriers, or by newer digital modulation schemes that sharing of a radio carrier using Time Division Multiple Access (TDMA) or Code Division Multiple Access (CDMA), the nature of the cellular radio spectrum is such that it is a medium that is expected to be shared. This is quite dissimilar to the traditional environment for data transmission, in which the wireline medium is relatively inexpensive to obtain, and is therefore not typically intended to be shared.

On the other hand, wireless local area networks (W-LANs) have been developed to allow communications between users over a relatively small range without the need for a physical connection, or alternatively, to allow communications between a wired LAN and wireless users. W-LANs typically have a much smaller range and higher data rates.

A newly accepted standard, IEEE 802.11, specifies a protocol for the media access control (MAC) and physical (PHY) layers of a wireless LAN. As with cellular systems, a W-LAN connection can be handed off from one area of coverage (a "basic service set" in IEEE 802.11 parlance) to the next. A good description of wireless LANs, and the IEEE 802.11 standard in particular, may be found in Geier, J., *Wireless LANs* (Macmillan Technical Publishing, 1999).

SUMMARY OF THE INVENTION

Wireless LANs are generally private networks, that is they are installed, owned, and maintained by a private party, such as a business, educational institution or home owner. Such networks are therefore generally cheaper to access than long range networks which utilize shared public access frequencies licensed by a government authority to complete a connection, and which generally require subscriber fees.

In addition, W-LANs typically operate at a much faster data rate than the long range network. However, as the word "local" implies, the range of a W-LAN is rather limited—typically tens or hundreds of feet, as compared to several miles for a long range cellular telephone network.

It would therefore be desirable to have a device which can automatically select the cheaper and faster W-LAN when possible, e.g., when within its range, and to resort to the long range cellular network when access to the W-LAN is not possible or practical. Previously, two devices would have been required, one for accessing the WLAN and one for accessing the long range network. At best, these two devices could fit into two slots in, for example, a laptop computer, requiring the user to select, either through software or hardware, which device, and hence, which network to access. The user might typically then have to disconnect one of the devices to install the other, and manually reconfigure the computer.

The present invention, on the other hand, is a single device which connects directly to a W-LAN using a protocol such as IEEE 802.11 when such a connection is possible, and automatically reverts to connecting to the long range network only when out of range of the W-LAN base stations. Thus, the

same equipment can be used without any reconfiguration and even without the knowledge of the user. For example, when the user is on a company campus and within range of the less expensive, faster W-LAN, the user's laptop or PDA automatically communicates with the W-LAN. If the user leaves the office, for example, for lunch, or at the end of the day, heads home, the same laptop or PDA, being out of range of the W-LAN, will automatically communicate instead with the wider range, more expensive cellular network.

Therefore, the present invention is also a method which uses a first wireless digital communication path and a second wireless digital communication path for coupling data communication signals with a local wireless transceiver at a first site. The second digital communication path provides wider coverage and a slower communication rate than the first digital communication path. The local wireless transceiver conducts wireless communications with a remote wireless transceiver at a second site.

One of the wireless communication path is selected upon a request to establish a communication session between the first and second sites by first determining whether the first wireless digital communication path is available.

In one embodiment, the first wireless communication path comprises a wireless LAN connection, preferably using carrier sense multiple access with collision avoidance (CSWCA), preferably according to the IEEE 802.11 specification. The second wireless communication path comprises a cellular connection. Access costs associated with the first wireless communication path are smaller than access costs associated with the second wireless communication path. Preferably, access to the first wireless communication path is essentially free, excluding expenses such as set-up and maintenance costs, while access to the second wireless communication path can be subscription-based.

The local wireless transceiver can be a single transceiver which is capable of communicating with a second site or destination over both wireless communication paths. Alternatively, the local wireless transceiver can comprise two transceivers, one for each communication path.

In one embodiment, the first wireless communication path is a private network. Conversely, the second wireless communication path can be a public network, in which channels are allocated centrally.

In one embodiment, the step of determining whether the first wireless communication mode is available is performed by passive scanning, such as by detecting a beacon signal. In another embodiment, active scanning is used, for example, by transmitting a probe request message and detecting a probe response message in response to the probe request which indicates the presence of the first wireless communication path. In yet another embodiment, determining whether the first wireless communication path is available comprises simply detecting activity on the first wireless communication path.

If the first wireless digital communication mode is available, a communication session between the first and second sites using the first wireless digital communication path is established.

On the other hand, if the first wireless digital communication path is not available, a communication session between the first and second sites using the second wireless digital communication path is established. In this case, the local wireless transceiver is controlled to make it appear to the second wireless digital communication path as though the bandwidth were continuously available during the communication session, irrespective of any actual need to transport data communication signals between said first and second

sites. In the absence of such a need to transport data communication signals between the first and second sites, the bandwidth is made available for wireless communication by other wireless transceivers.

In one preferred embodiment, the second wireless digital communication path is provided by establishing a logical connection using a higher layer protocol, such as a network layer protocol, from a subscriber unit, such as may be connected to a portable computer node, to an intended peer node, such as another computer. The network layer logical connection is made through a wireless channel which provides a physical layer connection between the portable computer node, through a base station, and the intended peer node. In response to relatively low utilization of the wireless channel, the physical layer channel is released while maintaining the appearance of a network layer connection to the higher level protocols.

This has two consequences. First, it frees wireless channel bandwidth for use by other subscriber units, without the overhead associated with having to set up an end to end connection each time that data needs to be transferred. In addition, and perhaps more importantly, by allocating wireless channels only when needed, the bandwidth necessary to provide a temporary but very high speed connection is available at critical times. These may occur, for example, when a particular subscriber unit requests that a web page file be downloaded from the Internet.

More specifically, the technique, which is here called spoofing, involves stripping off the lower layers of the protocol while reformatting higher layer messages for transmission using a more efficient CDMA based encapsulated protocol.

BRIEF DESCRIPTION OF THE DRAWINGS

The foregoing and other objects, features and advantages of the invention will be apparent from the following more particular description of preferred embodiments of the invention, as illustrated in the accompanying drawings in which like reference characters refer to the same parts throughout the different views. The drawings are not necessarily to scale, emphasis instead being placed upon illustrating the principles of the invention.

FIG. 1 is a block diagram of a system in which a portable device such a laptop computer is making use of a protocol converter according to the invention to connect to a computer network over a wireless cellular link.

FIG. 2 is a diagram depicting how network layer data frames are divided among multiple physical links or channels.

FIG. 3 is a more detailed diagram showing how network layer frames are divided into subframes by a protocol converter located at a sender.

FIG. 4 is a continuation of the diagram of FIG. 3.

FIG. 5 is a schematic diagram of a short range, high speed wireless LAN overlapping with a longer range, lower speed wireless communication network.

FIG. 6 is a high-level block diagram of a subscriber unit of the present invention.

DETAILED DESCRIPTION OF THE INVENTION

Turning attention now to the drawings more particularly, FIG. 1 is a block diagram of a system 10 for implementing high speed data communication over a cellular link according to the invention. The system 10 consists of a remote or sub-

scriber unit **20**, multiple bi-directional communication links **30**, and a local or service provider unit **40**.

The subscriber unit **20** connects to terminal equipment **22** such as a portable or laptop computer, hand held Personal Digital Assistant (PDA) or the like, via a computer interface **24** such as a modem. The interface **24** in turn provides data to a protocol converter **25**, which in turn provides data to a multichannel digital transceiver **26** and antenna **27**.

The interface **24** receives data from the computer **20**, and together with appropriate hardware and/or software, converts it to a format suitable for transmission such as in accordance with known communication standards. For example, the interface **24** may convert data signals from the terminal equipment **22** to a wireline physical layer protocol format such as specified by the Integrated Services Digital Network (ISDN) standard at rates of 128 kbps, or the Kflex standard at rates of 56.6 kbps. At a network layer, the data provided by the interface **24** is preferably formatted in a manner consistent with suitable network communication protocols such as TCP/IP to permit the terminal equipment **22** to connect to other computers over networks such as the Internet. This description of the interface **24** and protocols is exemplary only and it should be understood that other protocols can be used.

The protocol converter **25** implements an intermediate protocol layer suitable for converting the data provided by the interface **24** to a format appropriate for the multichannel transceiver **26** according to the invention, and as is described in greater detail below.

The multichannel digital transceiver **26** provides access to one or more physical communication links such as the illustrated radio channels **30**. The physical links are preferably known wireless communication air interfaces using digital modulation techniques such as Code Division Multiple Access (CDMA) standard specified by IS-95. It should be understood that other wireless communication protocols and other types of links **30** may also be used to advantage with the invention.

The channels **30** represent one or more relatively slower communication channels, such as operating at a 9.6 kbps rate typical of voice grade communication. These communications channels may be provided by a single wide bandwidth CDMA carrier such as having a 1.25 MegaHertz bandwidth, and then providing the individual channels with unique orthogonal CDMA codes. Alternatively, the multiple channels **30** may be provided by single channel communication media such as provided by other wireless communication protocols. However, what is important is that the net effect is that the channels **30** represent multiple communication channels that may be adversely effected by significant bit error rates that are unique to each link **30**.

An "error" as described herein is a bit error perceived at the higher layer such as the network layer. The invention only strives to improve the system level bit error rate, and does not attempt to guarantee absolute data integrity.

On the local provider unit, the service provider equipment **40** may for example be implemented at a wireless Internet Service Provider (ISP) **40-1**. In this case, the equipment includes an antenna **42-1**, a multichannel transceiver **44-1**, a protocol converter **46-1**, and other equipment **48-1** such as modems, interfaces, routers, and the like which are needed for the ISP to provide connections to the Internet **49-1**.

At the ISP **40-1**, the multichannel transceiver **44-1** provides functions analogous to the multichannel transceiver **26** of the subscriber unit, but in an inverse fashion. The same is true of the protocol converter **46-1**, that is, it provides inverse functionality to the protocol converter **25** in the subscriber unit **20**. The ISP **40-1** accepts data from the protocol converter **46-1** in

the TCP/IP frame format and then communicates such data to the Internet **49-1**. It should be understood that the configuration of the remaining ISP equipment **48-1** may take any number of forms such as a local area networks, multiple dial up connections, T1 carrier connection equipment, or other high speed communication links to the Internet **49-1**.

Alternatively, the provider **40** may function as a radio base station in a cellular telephone system to permit a dial-up connection between the terminal equipment **22** and a server **49-2**. In this instance, the base station **40-2** includes an antenna **42-2**, multichannel transceiver **44-2**, and protocol converter **46-2** providing one or more connections to a public switched telephone network (PSTN) **48-2**, and ultimately to the server **49-2**.

In addition to the illustrated implementations **40-1**, **40-2**, there may be various other ways of implementing the provider **40** in order to provide a connection to data processing equipment from the terminal equipment **22**.

Attention is now turned to the functions of the protocol converters **25** and **46**, which can be thought of as an intermediate layer within the context of the Open System Interconnect (OSI) model for communication. In particular, the protocol converter provides a bandwidth management functionality **29** implemented between a physical layer such as that provided by the CDMA protocol in use with the multichannel transceivers **26** and a network layer protocol such as TCP/IP providing connections between the terminal equipment **22** and the Internet **49-1** or server **49-2**.

The bandwidth management functionality **29** preferably provides a number of functions in order to keep both the physical layer and network layer connections properly maintained over multiple communication links **30**. For example, certain physical layer connections may expect to receive a continuous stream of synchronous data bits regardless of whether terminal equipment at either end actually has data to transmit. Such functions may also include rate adaption, bonding of multiple channels on the links, spoofing, radio channel setup and takedown.

The present invention is more particularly concerned with the technique used by the protocol converters **25** and **46** for adjusting the frame size of individual channels used over each of the multiple links **30** in order to improve the effective throughput rate between a sender and a receiver in a bit error rate prone environment. It should be understood in the following discussion that the connections discussed herein are bidirectional, and that a sender may either be the subscriber unit **22** or the provider unit **40**.

More specifically, the problem addressed by the present invention is shown in FIG. 2. The frame **60** as received at the receiver end must be identical to the frame **50** originating at the sender. This is despite the fact that multiple channels are used with much higher bit error rates, with the received frame **60** being transmitted reliably with a bit error rate of 10^{-6} or better as is typically required in TCP/IP or other network layer protocols. The present invention optimizes the effective data throughput such that the received frames **60** are not affected by the experienced bit error rate performance of network layer connections.

It should be understood that another assumption is that the individual channels **30-1**, **30-2** . . . **30-N** may experience different bit error rate levels both over time and in an average sense. Although each of the channels **30** may operate quite similarly, given the statistical nature of errors, identical behavior of all of the channels **30** is not assumed. For example, a specific channel **30-3** may receive severe interference from another connection in a neighboring cell, and be

7

capable of providing only a 10^{-3} whereby other channels 30 may experience very little interference.

In order to optimize the throughput for the system 10 on a global basis, the invention also preferably optimizes the parameters of each channel 30 separately. Otherwise, a relatively good channel 30-1 might suffer down speed procedures required to accommodate a weaker channel 30-3.

It should also be understood that the number of channels 30 that may be needed to carry a single data stream such as a rate of 128 kbps at a given point in time may be relatively large. For example, up to 20 channels 30 may be assigned at a particular time in order to accommodate a desired data transfer rate. Therefore, the probability of significantly different characteristics in any given one of the channels 30 is high.

Turning attention now more particularly to FIG. 3, the operations of the protocol converter 25 or 46 at the sender will be more particularly described. As shown, the input frame 50 as received from the network layer is relatively large, such as for example 1480 bits long, in the case of a TCP/IP frame.

The input frame 50 is first divided into a set of smaller pieces 54-1, 54-2. The size of the individual pieces 54 are chosen based upon the optimum subframe size for each of the channels 30 available. For example a bandwidth management function may make only a certain number of channels 30 available at any time. A subset of the available channels 30 is selected, and then the optimum number of bits for each subframe intended to be transmitted over respective one of the channels, is then chosen. Thus, as illustrated in the figure, a given frame 54-1 may be divided into pieces associated with four channels. At a later time, there may be nine channels 30 available for a frame, with different optimum subframe sizes for the piece 54-2.

Each of the subframes 56 consists of a position identifier 58a, a data portion 58b, and a trailer typically in the form of an integrity checksum such as a cyclic redundancy check (CRC) 58c. The position identifier 58a for each subframe indicates the position within the associated larger frame 50.

The subframes 56 are then further prepared for transmission on each channel 30. This may be done by adding a sequence number related to each channel at the beginning of each subframe 56. The subframe 56 is then transmitted over the associated channel 30.

FIG. 4 illustrates the operations performed at the receive side. The subframes 56 are first received on the individual channels 30. A subframe 56 is discarded as received if the CRC portion 58c is not correct.

The sequence numbers 58d of the remaining frames 56 are then stripped off and used to determine whether any subframes 56 are missing. Missing subframes 56 can be detected by comparing the received sequence numbers 58d. If a sequence number is missing, it is assumed that the associated subframe 56 was not received properly. It should be understood that appropriate buffering of data and subframes 56 is typically required in order to properly receive the subframes 56 and determine if there are any missing sequence numbers depending upon the transmission rates, number of channels 30 and propagation delays in effect.

Upon the detection of a missing subframe 56, retransmission of the missed subframe is requested by the receiving end. At this point, the transmitting end re-performs transmission of the missing subframe.

Once all of the subframes 56 are received, the position number 58a is used to arrange the data from the subframes 56 in the proper order to construct the output received frame 60.

At this point, also, if any piece of the large output frame 60 is still missing, such as when an end of frame command is

8

encountered, retransmission of the corresponding subframe can also be requested at the indicated position, specifying a length for the missing piece.

Because of the use of both the position and sequence numbers, the sender and receiver know the ratio of the number of subframes received with errors to the number of frames received without errors. Also, the receiver and sender know the average subframe length for each channel. The optimum subframe size can thus be determined for each channel from these parameters as is described more fully in U.S. Pat. No. 6,236,647 filed on Feb. 24, 1998, entitled "Dynamic Frame Size Adjustment and Selective Reject On a Multi-Link Channel to Improve Effective Throughput and Bit Error Rate," incorporated herein by reference in its entirety, and assigned to Tantivy Communications Corp., the assignee of the present application.

FIG. 5 illustrates a short range, high speed wireless LAN (W-LAN) overlapping with a longer range, lower speed wireless cellular communication network ("long range network"). Specifically, within the longer range, lower speed system, which may be a digital cellular mobile telephone system, there are multiple long range regions or "cells" 601 and 603 which provide coverage throughout a given physical area. The range or coverage for each cell 601, 603 is on the order of, for example, greater than one mile radius.

A cellular base station 605 transmits and receives data through its antenna 171 to mobile units located within its associated cell 601. The base station 605 is connected to a public network 619 such as the public switched telephone network (PSTN) or preferably a point of presence (POP) or other data connection 621 to the Internet.

Shown within the cell 601 associated with base station 605 is a wireless local area network (W-LAN) 607. Several terminals or computers 609 are connected directly to the W-LAN 607, including a gateway 609A which is also connected to the public network 619 via any well-known means 621. In addition, two wireless LAN hubs 611A, 611B are connected to the LAN 607. Each wireless LAN hub 611 has a region of coverage 613A, 613B; the coverage area of the two hubs 611A, 611B may overlap as shown in FIG. 5. The regions of coverage 613A, 613B are generally of the order of tens or hundreds of feet, which is significantly smaller than the cells 601, 603 associated with the long range network. In this respect, it is particularly important to note that FIG. 5 is not drawn to scale.

Also shown are two subscriber units or terminals, such as portable computers, employing the present invention. The first terminal 615 is within range 613A of a wireless LAN base station 611, while the second terminal 617 is outside the range of either wireless LAN base station 611A, 611B but within the range 601 of the long range network base station 605.

Because communication within the short range wireless LAN 613A or 613B is faster and less expensive as compared to the long range network, it is desirable to communicate using the short range path, i.e., the W-LAN protocol, rather than the more costly long range network, when a user's computer terminal 615 is within range of a WLAN base station 611, i.e., within the region of coverage 613A, 613B.

On the other hand, it is desirable that a terminal such as terminal 617, which is not within range of a wireless LAN base station 611, automatically communicate through the long range network's base station 605. Thus it is a primary feature of the present invention that a terminal such as 615 or 617 detects the presence or availability of a wireless LAN hub 611A or 611B, such as an IEEE 802.11-compliant W-LAN hub. This can be done in several ways. For example, IEEE

802.11 specifies that a beacon frame should be transmitted at regular intervals. A terminal **615**, **617** can detect the beacon frame by waiting a minimum period of time equal to the beacon interval. See, for example, Geier, J., *Wireless LANs*, pages 137 and 149, (Macmillan Technical Publishing, 1999), incorporated herein by reference, which describes how a W-LAN beacon signal is formatted.

Alternatively, a terminal such as **615** may actively transmit a probe request frame. A wireless LAN base station **611** receiving such a probe request frame will respond with a probe response frame. Receipt of the probe response frame by the terminal **615** indicates accessibility of the wireless LAN, and the terminal **615** will use the wireless LAN and bypass the long range network.

If, on the other hand, no beacon is received within the specified time period or no probe response frame is returned from the base frame, as would be the case with terminal **617**, the terminal assumes that the wireless LAN base stations **611** are not accessible and instead communicates with the long range base station **605** using the long range network protocol rather than IEEE 802.11 protocol.

Yet another alternative is simply to listen for activity on the wireless LAN **611**. If no activity is heard, the terminal **615**, **617** assumes that the LAN is not accessible, and uses the long range communication system.

FIG. 6 shows a terminal **615** which includes a subscriber unit **101** incorporating the features of the present invention. A user at this terminal **615** desires to communicate with a second site using a portable computer **110**, PDA or other similar device. The computer **110** is connected to the subscriber unit **101**. For example, the subscriber unit **101** may be a PCMCIA card which plugs into a PCMCIA slot, or it may connect to the computer **110** with a modem cable.

The subscriber unit **101** itself preferably consists of an interface **120**, a CDMA protocol converter **130** that performs various functions including spoofing **132** and bandwidth management **134** as described earlier, a CDMA transceiver **140**, a W-LAN protocol converter **230**, a W-LAN transceiver **240**, a W-LAN detection circuit **201**, path selection switches **211A**, **211B**, and a subscriber unit antenna **150**. The various components of the subscriber unit **101** may be realized in discrete devices or as an integrated unit. For example, an existing conventional computer interface **120** such as the PCMCIA, ISA bus, PC1 bus, or any other computer interface may be used together with existing transceivers **140**, **240**. In this case, the unique functions are provided entirely by the protocol converters **130**, **230** which may be sold as separate devices, the W-LAN detection circuit **201** and the mode selection switches **211A**, **211B**.

Alternatively, the interface **120**, protocol converters **130**, **230**, and transceivers **140**, **240** may be integrated as a complete unit and sold as a single subscriber unit device **101**. Other types of interface connections such as Ethernet, ISDN, or still other data connections may be used to connect the computing device **110** to the protocol converter **130**.

The CDMA protocol converter **130** performs spoofing **132** and basic bandwidth management **134** functions. In general, spoofing **132** consists of insuring that the subscriber unit **101** appears, to the terminal equipment **110**, to be connected to the public network **619** (FIG. 5) on the other side of the base station **605** at all times.

The bandwidth management function **134** is responsible for allocating and deallocating CDMA radio channels **160** as required. Bandwidth management **134** also includes the dynamic management of the bandwidth allocated to a given

session by dynamically assigning sub-portions of the CDMA radio channels **160** in a manner using a protocol such as that described previously.

The CDMA transceiver **140** accepts the data from the protocol converter **130** and reformats this data in appropriate form for transmission through the subscriber unit antenna **150** over the radio link **160**. The CDMA transceiver **140** may operate over only a single 1.25 MHz radio frequency channel or, alternatively, may be tunable over multiple allocatable radio frequency channels.

CDMA signal transmissions are then received and processed by the base station equipment **605** (FIG. 5). The base station **605** then couples the demodulated radio signals to, for example, the public network **619** in a manner which is well known in the art. For example, the base station **605** may communicate with the public network **619** over any number of different efficient communication protocols such as primary rate, ISDN, or other LAPD based protocols such as IS-634 or V5.2.

It should also be understood that data signals travel bidirectionally across the CDMA radio channels **160**. In other words, data signals received from the public network **619** are coupled to the portable computer **110** in a forward link direction, and data signals originating at the portable computer **110** are coupled to the public network **619** in a so-called reverse link direction.

Continuing to refer to FIG. 6 briefly, in the long range, lower data rate mode, the spoofing function **132** involves having the CDMA transceiver **140** loop back synchronous data bits to spoof the terminal equipment **110** into believing that a sufficiently wide wireless communication link **160** is continuously available. However, wireless bandwidth is allocated only when there is actual data present from the terminal equipment to the CDMA transceiver **140**. Therefore, the network layer need not allocate the assigned wireless bandwidth for the entirety of the communications session. That is, when data is not being presented upon the terminal equipment to the network equipment, the bandwidth management function **134** deallocates initially assigned radio channel bandwidth **160** and makes it available for another transceiver and another subscriber unit **101**.

W-LAN detection circuit **201** detects the presence or availability of a W-LAN base station **611** using, for example, one of the techniques previously discussed. If no W-LAN base station is detected, switches **211A** and **211B** are controlled by the detection circuit **201** such that the CDMA protocol converter **130** is switched in along with the CDMA transceiver **140**.

If, on the other hand, a W-LAN is detected, switches **211A** and **211B** are switched to the position shown to utilize the W-LAN protocol converter **230** and transceiver **240**, which are preferably IEEE 802.11-compliant. Note that the path switches **211A**, **211B** may be implemented in software or hardware, or a combination of hardware and software. Other functions may also be implemented in hardware and/or software which may further be shared by the W-LAN and CDMA sections where appropriate.

Furthermore, the long-range, low-speed CDMA path could be selected after failure to communicate over the short-range, high speed path for any reason, for example, the inability to successfully complete a communication after some predetermined time period.

While this invention has been particularly shown and described with references to preferred embodiments thereof, it will be understood by those skilled in the art that various

changes in form and details may be made therein without departing from the scope of the invention encompassed by the appended claims.

The invention claimed is:

1. A subscriber unit comprising:
 - a cellular transceiver configured to communicate with a cellular wireless network via a plurality of assigned physical channels;
 - an IEEE 802.11 transceiver configured to communicate with an IEEE 802.11 wireless local area network; and
 - a processor configured to maintain a communication session with the cellular wireless network in an absence of the plurality of assigned physical channels while the IEEE 802.11 transceiver communicates packet data with the IEEE 802.11 wireless local area network.
2. The subscriber unit of claim 1, wherein the packet data is transmission control protocol and Internet protocol (TCP/IP) packet data.
3. The subscriber unit of claim 1, wherein the communication session is a transmission control protocol (TCP) layer session, an Internet protocol (IP) layer session, or a network layer session.
4. The subscriber unit of claim 1, further comprising:
 - a detector configured to detect the IEEE 802.11 wireless local area network; and
 - a circuit configured to select the IEEE 802.11 transceiver in response to the detector detecting the IEEE 802.11 wireless local area network.
5. The subscriber unit of claim 4, wherein the processor is further configured to release the plurality of assigned physical channels.
6. The subscriber unit of claim 4, wherein the detector is configured to detect a beacon frame or a probe response frame received by the IEEE 802.11 transceiver from the IEEE 802.11 wireless local area network.
7. The subscriber unit of claim 1, wherein at least one of the plurality of assigned physical channels is a data channel.
8. The subscriber unit of claim 1, wherein the cellular wireless network is a code division multiple access (CDMA) wireless network, and the cellular transceiver is a cellular code division multiple access (CDMA) transceiver.
9. The subscriber unit of claim 1, wherein the cellular transceiver is further configured to transmit traffic data using a first physical channel and a second physical channel, wherein transmission parameters associated with the first physical channel differ from transmission parameters associated with the second physical channel.
10. The subscriber unit of claim 1, wherein the cellular transceiver is further configured to receive traffic data using a first physical channel and a second physical channel, wherein transmission parameters associated with the first physical channel differ from transmission parameters associated with the second physical channel.
11. The subscriber unit of claim 1, wherein the cellular transceiver is further configured to communicate with the cellular wireless network via a sub-frame that includes a sequence number and a data portion.
12. The subscriber unit of claim 11, wherein the cellular transceiver is further configured to receive an indication of a missing sub-frame and to retransmit the missing sub-frame.
13. The subscriber unit of claim 11, wherein the sub-frame further includes an indication of a position of the sub-frame within a frame.
14. The subscriber unit of claim 1, wherein the packet data is communicated to the Internet via the IEEE 802.11 wireless local area network, and not via the cellular wireless network.

15. The subscriber unit of claim 1, wherein the processor is further configured to allocate and deallocate at least one of the plurality of assigned physical channels.

16. The subscriber unit of claim 1, further comprising:

- a detector configured to detect whether the IEEE 802.11 wireless local area network is available, wherein packet data is automatically communicated to the IEEE 802.11 wireless local area network when the IEEE 802.11 wireless local area network is available.

17. The subscriber unit of claim 16, wherein the IEEE 802.11 transceiver is further configured to complete communicating packet data with the IEEE 802.11 wireless local area network.

18. The subscriber unit of claim 1, wherein the processor is further configured to complete communicating packet data via the cellular wireless network after the IEEE 802.11 transceiver fails to complete communicating packet data with the IEEE 802.11 wireless local area network.

19. The subscriber unit of claim 1, wherein the processor is further configured to automatically communicate with the cellular wireless network on a condition that the IEEE 802.11 wireless local area network is unavailable.

20. The subscriber unit of claim 19, wherein the processor is configured to automatically communicate with the cellular wireless network by utilizing the communication session with the cellular wireless network.

21. The subscriber unit of claim 1, wherein the processor is configured to release the plurality of assigned physical channels in response to a low utilization of the plurality of assigned physical channels or in response to a detection of the IEEE 802.11 wireless local area network.

22. The subscriber unit of claim 1, wherein the packet data is transmission control protocol and Internet protocol (TCP/IP) data.

23. A method for use in a dual mode subscriber unit, the method comprising:

- establishing a communication session with a cellular wireless network;
- maintaining the communication session in an absence of any physical channels associated with the cellular wireless network; and
- communicating packet data with an IEEE 802.11 wireless local area network while maintaining the communication session with the cellular wireless network.

24. The method of claim 23, wherein the packet data is transmission control protocol and Internet protocol (TCP/IP) packet data.

25. The method of claim 23, wherein the communication session is a transmission control protocol (TCP) layer session, an Internet protocol (IP) layer session, or a network layer session.

26. The method of claim 23, further comprising:

- detecting the IEEE 802.11 wireless local area network; and
- communicating with the IEEE 802.11 wireless local area network in response to detecting the IEEE 802.11 wireless local area network.

27. The method of claim 26, further comprising:

- releasing all assigned physical channels associated with the first cellular wireless network.

28. The method of claim 26, wherein detecting the IEEE 802.11 wireless local area network comprises receiving a beacon frame or a probe response frame from the IEEE 802.11 wireless local area network.

29. The method of claim 23, wherein at least one of the physical channels is a data channel.

13

30. The method of claim **23**, wherein the cellular wireless network is a code division multiple access (CDMA) wireless network.

31. The method of claim **23**, further comprising: transmitting traffic data to the cellular wireless network using a first physical channel and a second physical channel, wherein transmission parameters associated with the first physical channel differ from transmission parameters associated with the second physical channel.

32. The method of claim **23**, further comprising: receiving traffic data from the cellular wireless network using a first physical channel and a second physical channel, wherein transmission parameters associated with the first physical channel differ from transmission parameters associated with the second physical channel.

33. The method of claim **23**, further comprising: communicating with the cellular wireless network via a sub-frame that includes a sequence number and a data portion.

34. The method of claim **33**, further comprising: receiving an indication of a missing sub-frame from the cellular wireless network; and retransmitting the missing sub-frame.

35. The method of claim **33**, wherein the sub-frame further includes an indication of a position of the sub-frame within a frame.

36. The method of claim **23**, wherein the packet data is communicated to the Internet via the IEEE 802.11 wireless local area network, and not via the cellular wireless network.

37. The method of claim **23**, further comprising: allocating and deallocating at least one physical channel associated with the cellular wireless network.

14

38. The method of claim **23**, further comprising: detecting whether the IEEE 802.11 wireless local area network is available; and

automatically communicating packet data with the IEEE 802.11 wireless local area network upon detection of the IEEE 802.11 wireless local area network being available.

39. The method of claim **38**, wherein automatically communicating packet data includes completing communicating packet data via the IEEE 802.11 wireless local area network.

40. The method of claim **23**, further comprising: completing communicating packet data via the cellular wireless network after failing to complete communicating packet data via the IEEE 802.11 wireless local area network.

41. The method of claim **23**, further comprising: automatically communicating with the cellular wireless network on a condition that the IEEE 802.11 wireless local area network is unavailable.

42. The method of claim **41**, wherein automatically communicating with the cellular wireless network includes utilizing the communication session with the cellular wireless network.

43. The method of claim **23**, further comprising: releasing all assigned physical channels in response to a low utilization of the assigned physical channels or in response to a detection of the IEEE 802.11 wireless local area network.

44. The method of claim **23**, wherein the packet data is transmission control protocol and Internet protocol (TCP/IP) data.

* * * * *