

031706

17224 U.S. PTO

PTO/SB/05 (09-04)

Approved for use through 07/31/2006. OMB 0651-0032

U.S. Patent and Trademark Office, U.S. DEPARTMENT OF COMMERCE

Under the Paperwork Reduction Act of 1995, no persons are required to respond to a collection of information unless it displays a valid OMB control number.

UTILITY
PATENT APPLICATION
TRANSMITTAL

(Only for new nonprovisional applications under 37 CFR 1.53(b))

Attorney Docket No.	GLOLP0108USAE
First Inventor	Jeffery R. Parker
Title	LIGHT EMITTING PANEL ...
Express Mail Label No.	EV839640355US

17224 U.S. PTO
11/378080

031706

APPLICATION ELEMENTS

See MPEP chapter 600 concerning utility patent application contents.

1. ☒ **Fee Transmittal Form** (e.g., PTO/SB/17)
(Submit an original and a duplicate for fee processing)
2. ☐ **Applicant claims small entity status.**
See 37 CFR 1.27.
3. ☒ **Specification** [Total Pages 16]
Both the claims and abstract must start on a new page
(For information on the preferred arrangement, see MPEP 608.01(a))
4. ☒ **Drawing(s)** (35 U.S.C. 113) [Total Sheets 4]
☐ Informal
5. ☒ **Oath or Declaration** [Total Sheets 2]
 - a. ☒ Newly executed (original or copy)
 - b. ☐ A copy from a prior application (37 CFR 1.63(d))
(for continuation/divisional with Box 18 completed)
 - i. ☐ **DELETION OF INVENTOR(S)**
Signed statement attached deleting inventor(s)
name in the prior application, see 37 CFR
1.63(d)(2) and 1.33(b).
6. ☒ **Application Data Sheet.** See 37 CFR 1.76
7. ☐ **CD-ROM or CD-R** in duplicate, large table or
Computer Program (Appendix)
☐ Landscape Table on CD
8. **Nucleotide and/or Amino Acid Sequence Submission**
(if applicable, items a. - c. are required)
 - a. ☐ Computer Readable Form (CRF)
 - b. **Specification Sequence Listing on:**
 - i. ☐ CD-ROM or CD-R (2 copies); or
 - ii. ☐ Paper
 - c. ☐ Statements verifying identity of above copies

ADDRESS TO: Commissioner for Patents
P.O. Box 1450
Alexandria VA 22313-1450

ACCOMPANYING APPLICATION PARTS

9. ☐ **Assignment Papers** (cover sheet & document(s))
Name of Assignee _____
10. ☐ **37 CFR 3.73(b) Statement** ☐ **Power of Attorney**
(when there is an assignee)
11. ☐ **English Translation Document** (if applicable)
12. ☐ **Information Disclosure Statement** (PTO/SB/08 or PTO-1449)
☐ Copies of citations attached
13. ☐ **Preliminary Amendment**
14. ☒ **Return Receipt Postcard** (MPEP 503)
(Should be specifically itemized)
15. ☐ **Certified Copy of Priority Document(s)**
(if foreign priority is claimed)
16. ☐ **Nonpublication Request** under 35 U.S.C. 122(b)(2)(B)(i).
Applicant must attach form PTO/SB/35 or equivalent.
17. ☒ **Other: Credit Card Payment**

Form PTO-2038

18. If a CONTINUING APPLICATION, check appropriate box, and supply the requisite information below and in the first sentence of the specification following the title, or in an Application Data Sheet under 37 CFR 1.76:

☒ Continuation ☐ Divisional ☐ Continuation-in-part (CIP) of prior application No.: 10/784,527Prior application information: Examiner Thomas M. Sember Art Unit: 2875

19. CORRESPONDENCE ADDRESS

☒ The address associated with Customer Number: 23908 OR ☐ Correspondence address below

Name			
Address			
City	State	Zip Code	
Country	Telephone	Fax	

Signature		Date	March 17, 2006
Name (Print/Type)	Donald L. Otto	Registration No. (Attorney/Agent)	22,125

This collection of information is required by 37 CFR 1.53(b). The information is required to obtain or retain a benefit by the public which is to file (and by the USPTO to process) an application. Confidentiality is governed by 35 U.S.C. 122 and 37 CFR 1.11 and 1.14. This collection is estimated to take 12 minutes to complete, including gathering, preparing, and submitting the completed application form to the USPTO. Time will vary depending upon the individual case. Any comments on the amount of time you require to complete this form and/or suggestions for reducing this burden, should be sent to the Chief Information Officer, U.S. Patent and Trademark Office, U.S. Department of Commerce, P.O. Box 1450, Alexandria, VA 22313-1450. DO NOT SEND FEES OR COMPLETED FORMS TO THIS ADDRESS. SEND TO: Commissioner for Patents, P.O. Box 1450, Alexandria, VA 22313-1450.

If you need assistance in completing the form, call 1-800-PTO-9199 and select option 2.

MBI_000014

Mercedes-Benz Ex. 1002

031706

17224
U.S. PTO

PTO/SB/17 (12-04)

Approved for use through 07/31/2006. OMB 0651-0032

U.S. Patent and Trademark Office; U.S. DEPARTMENT OF COMMERCE

Under the Paperwork Reduction Act of 1995, no persons are required to respond to a collection of information unless it displays a valid OMB control number.

Effective on 12/08/2004.

Fees pursuant to the Consolidated Appropriations Act, 2005 (H.R. 4818).

FEE TRANSMITTAL
For FY 2005☐ Applicant claims small entity status. See 37 CFR 1.27**TOTAL AMOUNT OF PAYMENT** (\$) 1,000.00**Complete if Known**

Application Number	
Filing Date	herewith
First Named Inventor	Jeffery R. Parker
Examiner Name	
Art Unit	
Attorney Docket No.	GLOLP0108USAE

METHOD OF PAYMENT (check all that apply)

- ☐ Check ☒ Credit Card ☐ Money Order ☐ None ☐ Other (please identify): _____
- ☒ Deposit Account Deposit Account Number: 18-0988 Deposit Account Name: Renner Otto Boisselle & Sklar LLP
- For the above-identified deposit account, the Director is hereby authorized to: (check all that apply)
- ☐ Charge fee(s) indicated below ☐ Charge fee(s) indicated below, except for the filing fee
- ☒ Charge any additional fee(s) or underpayments of fee(s) under 37 CFR 1.16 and 1.17 ☒ Credit any overpayments

WARNING: Information on this form may become public. Credit card information should not be included on this form. Provide credit card information and authorization on PTO-2038.

FEE CALCULATION**1. BASIC FILING, SEARCH, AND EXAMINATION FEES**

Application Type	FILING FEES		SEARCH FEES		EXAMINATION FEES		Fees Paid (\$)
	Fee (\$)	Small Entity Fee (\$)	Fee (\$)	Small Entity Fee (\$)	Fee (\$)	Small Entity Fee (\$)	
Utility	300	150	500	250	200	100	\$1,000.00
Design	200	100	100	50	130	65	
Plant	200	100	300	150	160	80	
Reissue	300	150	500	250	600	300	
Provisional	200	100	0	0	0	0	

2. EXCESS CLAIM FEES

Fee Description	Fee (\$)	Small Entity Fee (\$)
Each claim over 20 or, for Reissues, each claim over 20 and more than in the original patent	50	25
Each independent claim over 3 or, for Reissues, each independent claim more than in the original patent	200	100
Multiple dependent claims	360	180

Total Claims 15 - 20 or HP = 0 x = **Fee Paid (\$)**

HP = highest number of total claims paid for, if greater than 20

Indep. Claims 1 - 3 or HP = 0 x = **Fee Paid (\$)**

HP = highest number of independent claims paid for, if greater than 3

3. APPLICATION SIZE FEE


If the specification and drawings exceed 100 sheets of paper, the application size fee due is \$250 (\$125 for small entity) for each additional 50 sheets or fraction thereof. See 35 U.S.C. 41(a)(1)(G) and 37 CFR 1.16(s).

Total Sheets - 100 = **Extra Sheets** / 50 = **Number of each additional 50 or fraction thereof** x **Fee (\$)** = **Fee Paid (\$)**

4. OTHER FEE(S)

Non-English Specification, \$130 fee (no small entity discount)

Other: _____

SUBMITTED BY		Registration No. 22, 125	Telephone 216-621-1113
Signature		(Attorney/Agent)	
Name (Print/Type)	Donald L. Otto	Date	March 17, 2006

This collection of information is required by 37 CFR 1.136. The information is required to obtain or retain a benefit by the public which is to file (and by the USPTO to process) an application. Confidentiality is governed by 35 U.S.C. 122 and 37 CFR 1.14. This collection is estimated to take 30 minutes to complete, including gathering, preparing, and submitting the completed application form to the USPTO. Time will vary depending upon the individual case. Any comments on the amount of time you require to complete this form and/or suggestions for reducing this burden, should be sent to the Chief Information Officer, U.S. Patent and Trademark Office, U.S. Department of Commerce, P.O. Box 1450, Alexandria, VA 22313-1450. DO NOT SEND FEES OR COMPLETED FORMS TO THIS ADDRESS. SEND TO: Commissioner for Patents, P.O. Box 1450, Alexandria, VA 22313-1450.

If you need assistance in completing the form, call 1-800-PTO-9199 and select option 2.

MBI_000015

031706

17224 U.S. PTO

PTO/SB/05 (09-04)

Approved for use through 07/31/2006. OMB 0651-0032

U.S. Patent and Trademark Office, U.S. DEPARTMENT OF COMMERCE

Under the Paperwork Reduction Act of 1995, no persons are required to respond to a collection of information unless it displays a valid OMB control number.

UTILITY
PATENT APPLICATION
TRANSMITTAL

(Only for new nonprovisional applications under 37 CFR 1.53(b))

Attorney Docket No.	GLOLP0108USAE
First Inventor	Jeffery R. Parker
Title	LIGHT EMITTING PANEL ...
Express Mail Label No.	EV839640355US

APPLICATION ELEMENTS

See MPEP chapter 600 concerning utility patent application contents.

1. ☒ **Fee Transmittal Form** (e.g., PTO/SB/17)
(Submit an original and a duplicate for fee processing)
2. ☐ **Applicant claims small entity status.**
See 37 CFR 1.27.
3. ☒ **Specification** [Total Pages 16]
Both the claims and abstract must start on a new page
(For information on the preferred arrangement, see MPEP 608.01(a))
4. ☒ **Drawing(s)** (35 U.S.C. 113) [Total Sheets 4]
☐ Informal
5. ☒ **Oath or Declaration** [Total Sheets 2]
 - a. ☒ Newly executed (original or copy)
 - b. ☐ A copy from a prior application (37 CFR 1.63(d))
(for continuation/divisional with Box 18 completed)
 - i. ☐ **DELETION OF INVENTOR(S)**
Signed statement attached deleting inventor(s)
name in the prior application, see 37 CFR
1.63(d)(2) and 1.33(b).
6. ☒ **Application Data Sheet.** See 37 CFR 1.76
7. ☐ **CD-ROM or CD-R** in duplicate, large table or
Computer Program (Appendix)
☐ Landscape Table on CD
8. **Nucleotide and/or Amino Acid Sequence Submission**
(if applicable, items a. - c. are required)
 - a. ☐ Computer Readable Form (CRF)
 - b. **Specification Sequence Listing on:**
 - i. ☐ CD-ROM or CD-R (2 copies); or
 - ii. ☐ Paper
 - c. ☐ Statements verifying identity of above copies

ADDRESS TO: Commissioner for Patents
P.O. Box 1450
Alexandria VA 22313-1450

ACCOMPANYING APPLICATION PARTS

9. ☐ **Assignment Papers** (cover sheet & document(s))
Name of Assignee _____
10. ☐ **37 CFR 3.73(b) Statement** ☐ **Power of Attorney**
(when there is an assignee)
11. ☐ **English Translation Document** (if applicable)
12. ☐ **Information Disclosure Statement** (PTO/SB/08 or PTO-1449)
☐ Copies of citations attached
13. ☐ **Preliminary Amendment**
14. ☒ **Return Receipt Postcard** (MPEP 503)
(Should be specifically itemized)
15. ☐ **Certified Copy of Priority Document(s)**
(if foreign priority is claimed)
16. ☐ **Nonpublication Request** under 35 U.S.C. 122(b)(2)(B)(i).
Applicant must attach form PTO/SB/35 or equivalent.
17. ☒ **Other: Credit Card Payment**

Form PTO-2038

18. If a CONTINUING APPLICATION, check appropriate box, and supply the requisite information below and in the first sentence of the specification following the title, or in an Application Data Sheet under 37 CFR 1.76:

☒ Continuation ☐ Divisional ☐ Continuation-in-part (CIP) of prior application No.: 10/784,527Prior application information: Examiner Thomas M. Sember Art Unit: 2875

19. CORRESPONDENCE ADDRESS

☒ The address associated with Customer Number: 23908 OR ☐ Correspondence address below

Name			
Address			
City	State	Zip Code	
Country	Telephone	Fax	

Signature		Date	March 17, 2006
Name (Print/Type)	Donald L. Otto	Registration No. (Attorney/Agent)	22,125

This collection of information is required by 37 CFR 1.53(b). The information is required to obtain or retain a benefit by the public which is to file (and by the USPTO to process) an application. Confidentiality is governed by 35 U.S.C. 122 and 37 CFR 1.11 and 1.14. This collection is estimated to take 12 minutes to complete, including gathering, preparing, and submitting the completed application form to the USPTO. Time will vary depending upon the individual case. Any comments on the amount of time you require to complete this form and/or suggestions for reducing this burden, should be sent to the Chief Information Officer, U.S. Patent and Trademark Office, U.S. Department of Commerce, P.O. Box 1450, Alexandria, VA 22313-1450. DO NOT SEND FEES OR COMPLETED FORMS TO THIS ADDRESS. SEND TO: Commissioner for Patents, P.O. Box 1450, Alexandria, VA 22313-1450.

If you need assistance in completing the form, call 1-800-PTO-9199 and select option 2.

MBI_000016

031706

17224
U.S. PTO

PTO/SB/17 (12-04)

Approved for use through 07/31/2006. OMB 0651-0032

U.S. Patent and Trademark Office; U.S. DEPARTMENT OF COMMERCE

Under the Paperwork Reduction Act of 1995, no persons are required to respond to a collection of information unless it displays a valid OMB control number.

Effective on 12/08/2004.

Fees pursuant to the Consolidated Appropriations Act, 2005 (H.R. 4818).

FEE TRANSMITTAL
For FY 2005☐ Applicant claims small entity status. See 37 CFR 1.27**TOTAL AMOUNT OF PAYMENT** (\$) 1,000.00**Complete if Known**

Application Number	
Filing Date	herewith
First Named Inventor	Jeffery R. Parker
Examiner Name	
Art Unit	
Attorney Docket No.	GLOLP0108USAE

METHOD OF PAYMENT (check all that apply)

- ☐ Check ☒ Credit Card ☐ Money Order ☐ None ☐ Other (please identify): _____
- ☒ Deposit Account Deposit Account Number: 18-0988 Deposit Account Name: Renner Otto Boisselle & Sklar LLP
- For the above-identified deposit account, the Director is hereby authorized to: (check all that apply)
- ☐ Charge fee(s) indicated below ☐ Charge fee(s) indicated below, except for the filing fee
- ☒ Charge any additional fee(s) or underpayments of fee(s) under 37 CFR 1.16 and 1.17 ☒ Credit any overpayments

WARNING: Information on this form may become public. Credit card information should not be included on this form. Provide credit card information and authorization on PTO-2038.

FEE CALCULATION**1. BASIC FILING, SEARCH, AND EXAMINATION FEES**

Application Type	FILING FEES		SEARCH FEES		EXAMINATION FEES		Fees Paid (\$)
	Fee (\$)	Small Entity Fee (\$)	Fee (\$)	Small Entity Fee (\$)	Fee (\$)	Small Entity Fee (\$)	
Utility	300	150	500	250	200	100	\$1,000.00
Design	200	100	100	50	130	65	
Plant	200	100	300	150	160	80	
Reissue	300	150	500	250	600	300	
Provisional	200	100	0	0	0	0	

2. EXCESS CLAIM FEES

Fee Description	Fee (\$)	Small Entity Fee (\$)
Each claim over 20 or, for Reissues, each claim over 20 and more than in the original patent	50	25
Each independent claim over 3 or, for Reissues, each independent claim more than in the original patent	200	100
Multiple dependent claims	360	180

Total Claims 15 - 20 or HP = 0 x = **Fee Paid (\$)**

HP = highest number of total claims paid for, if greater than 20

Indep. Claims 1 - 3 or HP = 0 x = **Fee Paid (\$)**

HP = highest number of independent claims paid for, if greater than 3

3. APPLICATION SIZE FEE


If the specification and drawings exceed 100 sheets of paper, the application size fee due is \$250 (\$125 for small entity) for each additional 50 sheets or fraction thereof. See 35 U.S.C. 41(a)(1)(G) and 37 CFR 1.16(s).

Total Sheets - 100 = **Extra Sheets** / 50 = **Number of each additional 50 or fraction thereof** x **Fee (\$)** = **Fee Paid (\$)**

4. OTHER FEE(S)

Non-English Specification, \$130 fee (no small entity discount)

Other: _____

SUBMITTED BY		Registration No. 22, 125	Telephone 216-621-1113
Signature		(Attorney/Agent)	
Name (Print/Type)	Donald L. Otto	Date	March 17, 2006

This collection of information is required by 37 CFR 1.136. The information is required to obtain or retain a benefit by the public which is to file (and by the USPTO to process) an application. Confidentiality is governed by 35 U.S.C. 122 and 37 CFR 1.14. This collection is estimated to take 30 minutes to complete, including gathering, preparing, and submitting the completed application form to the USPTO. Time will vary depending upon the individual case. Any comments on the amount of time you require to complete this form and/or suggestions for reducing this burden, should be sent to the Chief Information Officer, U.S. Patent and Trademark Office, U.S. Department of Commerce, P.O. Box 1450, Alexandria, VA 22313-1450. DO NOT SEND FEES OR COMPLETED FORMS TO THIS ADDRESS. SEND TO: Commissioner for Patents, P.O. Box 1450, Alexandria, VA 22313-1450.

If you need assistance in completing the form, call 1-800-PTO-9199 and select option 2.

MBI_000017

TITLE: **LIGHT EMITTING PANEL ASSEMBLIES**

5

CROSS-REFERENCE TO RELATED APPLICATIONS

This application is a continuation of U.S. Patent Application No. 10/784,527, filed February 23, 2004, which is a division of U.S. Patent Application No. 09/256,275, filed February 23, 1999, now U.S. Patent No. 6,712,481, dated
10 March 30, 2004, which is a continuation-in-part of U.S. Patent Application No. 08/778,089, filed January 2, 1997, now U.S. Patent No. 6,079,838, dated June 27, 2000, which is a division of U.S. Patent Application No. 08/495,176, filed June 27, 1995, now U.S. Patent No. 5,613,751, dated March 25, 1997.

15

BACKGROUND OF THE INVENTION

This invention relates generally, as indicated, to light emitting panel assemblies each including a transparent panel member for efficiently conducting light, and controlling the light conducted by the panel member to be emitted from one or more light output areas along the length thereof.

20

Light emitting panel assemblies are generally known. However, the present invention relates to several different light emitting panel assembly configurations which provide for better control of the light output from the panel assemblies and for more efficient utilization of light, which results in greater light output from the panel assemblies.

25

SUMMARY OF THE INVENTION

In accordance with one aspect of the invention, the light emitting panel assemblies include a light emitting panel member having a light transition area in which at least one light source is suitably mounted for transmission of light to the
30 light input surface of the panel member.

In accordance with another aspect of the invention, the light source is desirably embedded, potted or bonded to the light transition area to eliminate any air gaps, decrease surface reflections and/or eliminate any lens effect between the light source and light transition area, thereby reducing light loss and
35 increasing the light output from the panel assembly.

In accordance with another aspect of the invention, the panel assemblies may include reflective or refractive surfaces for changing the path of a portion of the light, emitted from the light source, that would not normally enter the panel members at an acceptable angle that allows the light to remain in the panel members for a longer period of time and/or increase the efficiency of the panel members.

In accordance with another aspect of the invention, the light emitting panel members include a pattern of light extracting deformities or disruptions which provide a desired light output distribution from the panel members by changing the angle of refraction of a portion of the light from one or more light output areas of the panel members.

In accordance with still another aspect of the invention, the light source may include multiple colored light sources for supplying light to one or more light output areas, and for providing a colored or white light output distribution.

In accordance with yet another aspect of the invention, the panel assemblies include a transition area for mixing the multiple colored lights, prior to the light entering the panel members, in order to effect a desired colored or white light output distribution.

The various light emitting panel assemblies of the present invention are very efficient panel assemblies that may be used to produce increased uniformity and higher light output from the panel members with lower power requirements, and allow the panel members to be made thinner and/or longer, and/or of various shapes and sizes.

To the accomplishment of the foregoing and related ends, the invention then comprises the features hereinafter fully described and particularly pointed out in the claims, the following description and the annexed drawings setting forth in detail certain illustrative embodiments of the invention, these being indicative, however, of but several of the various ways in which the principles of the invention may be employed.

30

BRIEF DESCRIPTION OF THE DRAWINGS

In the annexed drawings:

Figs. 1 through 3 are schematic perspective views of three different forms of light emitting panel assemblies in accordance with this invention;

5 Fig. 4a is an enlarged plan view of a portion of a light output area of a panel assembly showing one form of pattern of light extracting deformities on the light output area;

 Figs. 4b, c and d are enlarged schematic perspective views of a portion of a light output area of a panel assembly showing other forms of light extracting
10 deformities formed in or on the light output area;

 Fig. 5 is an enlarged transverse section through the light emitting panel assembly of Fig. 3 taken generally on the plane of the line 5-5 thereof;

 Fig. 6 is a schematic perspective view of another form of light emitting panel assembly in accordance with this invention;

15 Fig. 7 is a schematic top plan view of another form of light emitting panel assembly in accordance with this invention;

 Fig. 8 is a schematic perspective view of another form of light emitting panel assembly in accordance with this invention;

 Fig. 9 is a schematic top plan view of another form of light emitting panel
20 assembly in accordance with this invention;

 Fig. 10 is a schematic top plan view of still another form of light emitting panel assembly in accordance with this invention;

 Fig. 11 is a side elevation view of the light emitting panel assembly of Fig.
10;

25 Fig. 11a is a fragmentary side elevation view showing a tapered or rounded end on the panel member in place of the prismatic surface shown in Figs. 10 and 11;

 Fig. 12 is a schematic top plan view of another form of light emitting panel assembly in accordance with this invention;

30 Fig. 13 is a schematic side elevation view of the light emitting panel assembly of Fig. 12; and

 Figs. 14 and 15 are schematic perspective views of still other forms of light emitting panel assemblies in accordance with this invention.

DETAILED DESCRIPTION OF THE PREFERRED EMBODIMENTS

Referring now in detail to the drawings, and initially to Fig. 1, there is schematically shown one form of light emitting panel assembly 1 in accordance with this invention including a transparent light emitting panel 2 and one or more
5 light sources 3 which emit light in a predetermined pattern in a light transition member or area 4 used to make the transition from the light source 3 to the light emitting panel 2, as well known in the art. The light that is transmitted by the light transition area 4 to the transparent light emitting panel 2 may be emitted along
10 the entire length of the panel or from one or more light output areas along the length of the panel as desired to produce a desired light output distribution to fit a particular application.

In Fig. 1 the light transition area 4 is shown as an integral extension of one end of the light emitting panel 2 and as being generally rectangular in shape. However, the light transition area may be of other shapes suitable for embedding,
15 potting, bonding or otherwise mounting the light source. Also, reflective or refractive surfaces may be provided to increase efficiency. Moreover, the light transition area 4 may be a separate piece suitably attached to the light input surface 13 of the panel member if desired. Also, the sides of the light transition area may be curved to more efficiently reflect or refract a portion of the light
20 emitted from the light source through the light emitting panel at an acceptable angle.

Fig. 2 shows another form of light emitting panel assembly 5 in accordance with this invention including a panel light transition area 6 at one end of the light emitting panel 7 with sides 8, 9 around and behind the light source 3
25 shaped to more efficiently reflect and/or refract and focus the light emitted from the light source 3 that impinges on these surfaces back through the light transition area 6 at an acceptable angle for entering the light input surface 18 at one end of the light emitting panel 7. Also, a suitable reflective material or coating 10 may be provided on the portions of the sides of the light transition
30 areas of the panel assemblies of Figs. 1 and 2 on which a portion of the light impinges for maximizing the amount of light or otherwise changing the light that is reflected back through the light transition areas and into the light emitting panels.

The panel assemblies shown in Figs. 1 and 2 include a single light source 3, whereas Fig. 3 shows another light emitting panel assembly 11 in accordance with this invention including two light sources 3. Of course, it will be appreciated that the panel assemblies of the present invention may be provided with any
5 number of light sources as desired, depending on the particular application.

The panel assembly 11 of Fig. 3 includes a light transition area 12 at one end of the light emitting panel 14 having reflective and/or refractive surfaces 15 around and behind each light source 3. These surfaces 15 may be appropriately shaped including for example curved, straight and/or faceted surfaces, and if
10 desired, suitable reflective materials or coatings may be provided on portions of these surfaces to more efficiently reflect and/or refract and focus a portion of the light emitted for example from an incandescent light source which emits light in a 360° pattern through the light transition areas 12 into the light input surface 19 of the light emitting panel 14.

The light sources 3 may be mechanically held in any suitable manner in slots, cavities or openings 16 machined, molded or otherwise formed in the light transition areas of the panel assemblies. However, preferably the light sources 3 are embedded, potted or bonded in the light transition areas in order to eliminate any air gaps or air interface surfaces between the light sources and surrounding
15 light transition areas, thereby reducing light loss and increasing the light output emitted by the light emitting panels. Such mounting of the light sources may be accomplished, for example, by bonding the light sources 3 in the slots, cavities or openings 16 in the light transition areas using a sufficient quantity of a suitable embedding, potting or bonding material 17. The slots, cavities or openings 16
20 may be on the top, bottom, sides or back of the light transition areas. Bonding can also be accomplished by a variety of methods that do not incorporate extra material, for example, thermal bonding, heat staking, ultrasonic or plastic welding or the like. Other methods of bonding include insert molding and casting around the light source(s).

A transparent light emitting material of any suitable type, for example acrylic or polycarbonate, may be used for the light emitting panels. Also, the panels may be substantially flat, or curved, may be a single layer or multi-layers, and may have different thicknesses and shapes. Moreover, the panels may be
30

flexible, or rigid, and may be made out of a variety of compounds. Further, the panels may be hollow, filled with liquid, air, or be solid, and may have holes or ridges in the panels.

Each light source 3 may also be of any suitable type including, for
5 example, any of the types disclosed in U.S. Patent Nos. 4,897,771 and
5,005,108, assigned to the same assignee as the present application, the entire
disclosures of which are incorporated herein by reference. In particular, the light
sources 3 may be an arc lamp, an incandescent bulb which also may be colored,
filtered or painted, a lens end bulb, a line light, a halogen lamp, a light emitting
10 diode (LED), a chip from an LED, a neon bulb, a fluorescent tube, a fiber optic
light pipe transmitting from a remote source, a laser or laser diode, or any other
suitable light source. Additionally, the light sources 3 may be a multiple colored
LED, or a combination of multiple colored radiation sources in order to provide a
desired colored or white light output distribution. For example, a plurality of
15 colored lights such as LEDs of different colors (red, blue, green) or a single LED
with multiple colored chips may be employed to create white light or any other
colored light output distribution by varying the intensities of each individual
colored light.

A pattern of light extracting deformities or disruptions may be provided on
20 one or both sides of the panel members or on one or more selected areas on one
or both sides of the panel members, as desired. Fig. 4a schematically shows one
such light surface area 20 on which a pattern of light extracting deformities or
disruptions 21 is provided. As used herein, the term deformities or disruptions
are used interchangeably to mean any change in the shape or geometry of the
25 panel surface and/or coating or surface treatment that causes a portion of the
light to be emitted. The pattern of light extracting deformities 21 shown in Fig. 4a
includes a variable pattern which breaks up the light rays such that the internal
angle of reflection of a portion of the light rays will be great enough to cause the
light rays either to be emitted out of the panel through the side or sides on which
30 the light extracting deformities 21 are provided or reflected back through the
panel and emitted out the other side.

These deformities or disruptions 21 can be produced in a variety of
manners, for example, by providing a painted pattern, an etched pattern, a

machined pattern, a printed pattern, a hot stamped pattern, or a molded pattern or the like on selected light output areas of the panel members. An ink or printed pattern may be applied for example by pad printing, silk screening, ink jet, heat transfer film process or the like. The deformities may also be printed on a sheet or film which is used to apply the deformities to the panel member. This sheet or film may become a permanent part of the light panel assembly for example by attaching or otherwise positioning the sheet or film against one or both sides of the panel member similar to the sheet or film 27 shown in Figs. 3 and 5 in order to produce a desired effect.

By varying the density, opaqueness or translucence, shape, depth, color, area, index of refraction, or type of deformities 21 on an area or areas of the panels, the light output of the panels can be controlled. The deformities or disruptions may be used to control the percent of light emitted from any area of the panels. For example, less and/or smaller size deformities 21 may be placed on panel areas where less light output is wanted. Conversely, a greater percentage of and/or larger deformities may be placed on areas of the panels where greater light output is desired.

Varying the percentages and/or size of deformities in different areas of the panel is necessary in order to provide a uniform light output distribution. For example, the amount of light traveling through the panels will ordinarily be greater in areas closer to the light source than in other areas further removed from the light source. A pattern of light extracting deformities 21 may be used to adjust for the light variances within the panel members, for example, by providing a denser concentration of light extracting deformities with increased distance from the light source 3 thereby resulting in a more uniform light output distribution from the light emitting panels.

The deformities 21 may also be used to control the output ray angle distribution of the emitted light to suit a particular application. For example, if the panel assemblies are used to provide a liquid crystal display backlight, the light output will be more efficient if the deformities 21 cause the light rays to emit from the panels at predetermined ray angles such that they will pass through the liquid crystal display with low loss.

Additionally, the pattern of light extracting deformities may be used to adjust for light output variances attributed to light extractions of the panel members. The pattern of light extracting deformities 21 may be printed on the light output areas utilizing a wide spectrum of paints, inks, coatings, epoxies, or the like, ranging from glossy to opaque or both, and may employ half-tone separation techniques to vary the deformity 21 coverage. Moreover, the pattern of light extracting deformities 21 may be multiple layers or vary in index of refraction.

Print patterns of light extracting deformities 21 may vary in shapes such as dots, squares, diamonds, ellipses, stars, random shapes, and the like, and are desirably .006 square inch per deformity/element or less. Also, print patterns that are 60 lines per inch or finer are desirably employed, thus making the deformities or shapes 21 in the print patterns nearly invisible to the human eye in a particular application thereby eliminating the detection of gradient or banding lines that are common to light extracting patterns utilizing larger elements. Additionally, the deformities may vary in shape and/or size along the length and/or width of the panel members. Also, a random placement pattern of the deformities may be utilized throughout the length and/or width of the panel members. The deformities may have shapes or a pattern with no specific angles to reduce moiré or other interference effects. Examples of methods to create these random patterns are printing a pattern of shapes using stochastic print pattern techniques, frequency modulated half tone patterns, or random dot half tones. Moreover, the deformities may be colored in order to effect color correction in the panel members. The color of the deformities may also vary throughout the panel members, for example to provide different colors for the same or different light output areas.

In addition to or in lieu of the patterns of light extracting deformities 21 shown in Fig. 4a, other light extracting deformities including prismatic surfaces, depressions or raised surfaces of various shapes using more complex shapes in a mold pattern may be molded, etched, stamped, thermoformed, hot stamped or the like into or on one or more areas of the panel member. Figs. 4b and 4c show panel areas 22 on which prismatic surfaces 23 or depressions 24 are formed in the panel areas, whereas Fig. 4d shows prismatic or other reflective or refractive

surfaces 25 formed on the exterior of the panel area. The prismatic surfaces, depressions or raised surfaces will cause a portion of the light rays contacted thereby to be emitted from the panel member. Also, the angles of the prisms, depressions or other surfaces may be varied to direct the light in different
5 directions to produce a desired light output distribution or effect. Moreover, the reflective or refractive surfaces may have shapes or a pattern with no specific angles to reduce moiré or other interference effects.

As best seen in the cross sectional view of Fig. 5, a back reflector (including trans reflectors) 26 may be attached or positioned against one side of
10 the panel member 14 of Fig. 3 using a suitable adhesive 28 or other method in order to improve light output efficiency of the panel assembly 11 by reflecting the light emitted from that side back through the panel for emission through the opposite side. Additionally, a pattern of light extracting deformities 21, 23, 24 and/or 25 may be provided on one or both sides of the panel member in order to
15 change the path of the light so that the internal critical angle is exceeded and a portion of the light is emitted from one or both sides of the panel. Moreover, a transparent film, sheet or plate 27 may be attached or positioned against the side or sides of the panel member from which light is emitted using a suitable adhesive 28 or other method in order to produce a desired effect.

20 The member 27 may be used to further improve the uniformity of the light output distribution. For example, the member 27 may be a colored film, a diffuser, or a label or display, a portion of which may be a transparent overlay that may be colored and/or have text or an image thereon.

If adhesive 28 is used to adhere the back reflector 26 and/or film 27 to the
25 panel, the adhesive is preferably applied only along the side edges of the panel, and if desired the end edge opposite the light transition areas 12, but not over the entire surface area or areas of the panel because of the difficulty in consistently applying a uniform coating of adhesive to the panel. Also, the adhesive changes the internal critical angle of the light in a less controllable manner than the air
30 gaps 30 (see Fig. 5) which are formed between the respective panel surfaces and the back reflector 26 and/or film 27 when only adhered along the peripheral edges. Additionally, longer panel members are achievable when air gaps 30 are used. If adhesive were to be used over the entire surface, the pattern of

deformities could be adjusted to account for the additional attenuation in the light caused by the adhesive.

Referring further to Fig. 2, the panel assembly 5 shown therein also includes molded posts 31 at one or more corners of the panel 7 (four such posts being shown) which may be used to facilitate mounting of the panel assembly and providing structural support for other parts or components, for example, a display panel such as a liquid crystal display panel as desired.

Fig. 6 shows another form of light emitting panel assembly 32 in accordance with this invention including a panel member 33, one or more light sources 3, and one or more light output areas 34. In addition, the panel assembly 32 includes a tray 35 having a cavity or recess 36 in which the panel assembly 32 is received. The tray 35 may act as a back reflector as well as end edge and/or side edge reflectors for the panel 33 and side and/or back reflectors 37 for the light sources 3. Additionally, one or more secondary reflective or refractive surfaces 38 may be provided on the panel member 33 and/or tray 35 to reflect a portion of the light around one or more corners or curves in a non-rectangular shaped panel member 33. These secondary reflective/refractive surfaces 38 may be flat, angled, faceted or curved, and may be used to extract a portion of the light away from the panel member in a predetermined pattern. Fig. 6 also shows multiple light output areas 34 on the panel member that emit light from one or more light sources 3.

Fig. 7 is a schematic illustration of still another form of light emitting panel assembly 40 in accordance with this invention including a panel member 41 having one or more light output areas 42 and one or more light transition areas (mixing areas) 43 containing a plurality of light sources 3 at one or both ends of the panel. Each transition area mixes the light from one or more light sources having different colors and/or intensities. In this particular embodiment, each of the light sources 3 desirably employs three colored LEDs (red, blue, green) in each transition mixing area 43 so that the light from the three LEDs can be mixed to produce a desired light output color that will be emitted from the light output area 42. Alternatively, each light source may be a single LED having multiple colored chips bonded to the lead film. Also, two colored LEDs or a single LED having two colored chips may be used for a particular application. By varying the

intensities of the individual respective LEDs, virtually any colored light output or white light distribution can be achieved.

Fig. 8 shows yet another form of light emitting panel assembly 45 in accordance with this invention including a light emitting panel member 46 and a
5 light source 3 in a light transition area 48 integral with one end of the panel member. In this particular embodiment, the panel member 46 is three-dimensionally curved, for example, such that light rays may be emitted in a manner that facilitates aesthetic design of a lighted display.

Fig. 9 schematically shows another form of light emitting panel assembly
10 50 in accordance with this invention, including a panel member 51 having multiple light output areas 52, and mounting posts and/or mounting tabs 53. This particular panel assembly 50 may serve as a structural member to support other parts or components as by providing holes or cavities 54, 55 in the panel member 51 which allow for the insertion of modular components or other parts into the
15 panel member. Moreover, a separate cavity or recess 56 may be provided in the panel member 51 for receipt of a correspondingly shaped light transition area 57 having one or more light sources 3 embedded, bonded, cast, insert molded, epoxied, or otherwise mounted or positioned therein and a curved reflective or refractive surface 58 on the transition area 57 and/or wall of the cavity or recess
20 56 to redirect a portion of the light in a predetermined manner. In this way the light transition area 57 and/or panel member may be in the form of a separate insert which facilitates the easy placement of the light source in a modular manner. A reflector 58 may be placed on the reflective or refractive surface of the cavity or recess 56 or insert 57. Where the reflector 58 is placed on the
25 reflective or refractive surface of the cavity or recess 56, the cavity or recess may act as a mold permitting transparent material from which the transition area 57 is made to be cast around one or more light sources 3.

Figs. 10 and 11 schematically show another form of light emitting panel assembly 60 in accordance with this invention including a panel member 61
30 having one or more light output areas 62. In this particular embodiment, an off-axis light transition area 63 is provided that is thicker in cross section than the panel member to permit use of one or more light sources 3 embedded or otherwise mounted in the light transition area that are dimensionally thicker than

the panel member. Also, a three-dimensional reflective surface 64 (Fig. 11) may be provided on the transition area 63. Moreover, a prism 65 (Fig. 11) or tapered, rounded, or otherwise shaped end 66 (Fig. 11a) may be provided at the end of the panel opposite the light sources 3 to perform the function of an end reflector.

- 5 The light sources 3 may be oriented at different angles relative to each other and offset to facilitate better mixing of the light rays 67 in the transition area 63 as schematically shown in Fig. 10 and/or to permit a shorter length transition area 63 to be used.

- 10 Figs. 12 and 13 schematically show still another form of light emitting panel assembly 70 in accordance with this invention which includes one or more light transition areas 71 at one or both ends of the panel member 72 each containing a single light source 73. The transition area or areas 71 shown in Figs. 12 and 13 collect light with multiple or three-dimensional surfaces and/or collect light in more than one plane. For example each transition area 71 shown
15 in Figs. 12 and 13 has elliptical and parabolic shape surfaces 74 and 75 in different planes for directing the light rays 76 into the panel member at a desired angle.

- Providing one or more transition areas at one or both ends of the panel member of any desired dimension to accommodate one or more light sources, with reflective and/or refractive surfaces on the transition areas for redirecting the
20 light rays into the panel member at relatively low angles allows the light emitting panel member to be made much longer and thinner than would otherwise be possible. For example the panel members of the present invention may be made very thin, *i.e.*, 0.125 inch thick or less.

- 25 Fig. 14 schematically illustrates still another form of light emitting panel assembly 80 in accordance with this invention including a light emitting panel 81 and one or more light sources 3 positioned, embedded, potted, bonded or otherwise mounted in a light transition area 82 that is at an angle relative to the panel member 81 to permit more efficient use of space. An angled or curved
30 reflective or refractive surface 83 is provided at the junction of the panel member 81 with the transition area 82 in order to reflect/refract light from the light source 3 into the body of the panel member 81 for emission of light from one or more light emitting areas 84 along the length of the panel member.

Fig. 15 schematically illustrates still another form of light emitting panel assembly 90 in accordance with this invention including a light transition area 91 at one or both ends of a light emitting panel member 92 containing a slot 93 for sliding receipt of an LED or other suitable light source 3. Preferably the slot 93 extends into the transition area 91 from the back edge 94, whereby the light source 3 may be slid and/or snapped in place in the slot from the back, thus allowing the transition area to be made shorter and/or thinner. The light source 3 may be provided with wings, tabs or other surfaces 95 for engagement in correspondingly shaped recesses or grooves 96 or the like in the transition area 91 for locating and, if desired, securing the light source in place. Also, the light source 3 may be embedded, potted, bonded or otherwise secured within the slot 93 in the light transition area 91 of the panel member 92. Light from a secondary light source 97 may be projected through the panel member 92 for indication or some other effect.

The various light emitting panel assemblies disclosed herein may be used for a great many different applications including for example LCD back lighting or lighting in general, decorative and display lighting, automotive lighting, dental lighting, phototherapy or other medical lighting, membrane switch lighting, and sporting goods and apparel lighting or the like. Also the panel assemblies may be made such that the panel members and deformities are transparent without a back reflector. This allows the panel assemblies to be used for example to front light an LCD or other display such that the display is viewed through the transparent panel members.

Although the invention has been shown and described with respect to certain preferred embodiments, it is obvious that equivalent alterations and modifications will occur to others skilled in the art upon the reading and understanding of the specification. The present invention includes all such equivalent alterations and modifications, and is limited only by the scope of the claims.

WHAT IS CLAIMED IS:

1. A light emitting panel assembly comprising at least a light emitting panel member having a light entrance surface and a light emitting surface, at
5 least one LED light source positioned near or against the light entrance surface, and a tray or housing having a cavity or recess in which the panel member is received, wherein the panel member has a pattern of light extracting deformities on or in at least one surface to cause light to be emitted from the light emitting
10 surface of the panel member, and the tray or housing acts as an end edge reflector and/or side edge reflector for the panel member to reflect light that would otherwise exit the panel member through an end edge and/or side edge back into the panel member and toward the pattern of light extracting deformities for causing additional light to be emitted from the light emitting surface of the panel member.
15
2. The assembly of claim 1 wherein the tray or housing has posts, tabs or other structural features.
3. The assembly of claim 2 wherein the posts or other structural
20 features are used to facilitate mounting of the assembly into a larger assembly or device.
4. The assembly of claim 2 wherein the posts or other structural
25 features are used for mounting or providing structural support for at least one other part or component.
5. The assembly of claim 4 wherein the other part or component is a liquid crystal display.

6. The assembly of claim 4 wherein the other part or component is a printed circuit.

7. The assembly of claim 6 wherein the printed circuit is flexible.

5

8. The assembly of claim 1 wherein the tray or housing also acts as a back reflector for the panel member.

9. The assembly of claim 1 wherein the tray or housing provides support for and/or positions a film near the panel member.

10

10. The assembly of claim 9 wherein the film is a back reflector.

11. The assembly of claim 9 wherein the film is a diffuser.

15

12. The assembly of claim 9 wherein the film is a brightness enhancing film.

13. The assembly of claim 1 further comprising a film positioned near the light emitting surface of the panel member for changing the output ray angle distribution of the emitted light to fit a particular application.

20

14. The assembly of claim 13 wherein the film has prismatic or lenticular deformities on at least one side of the film.

25

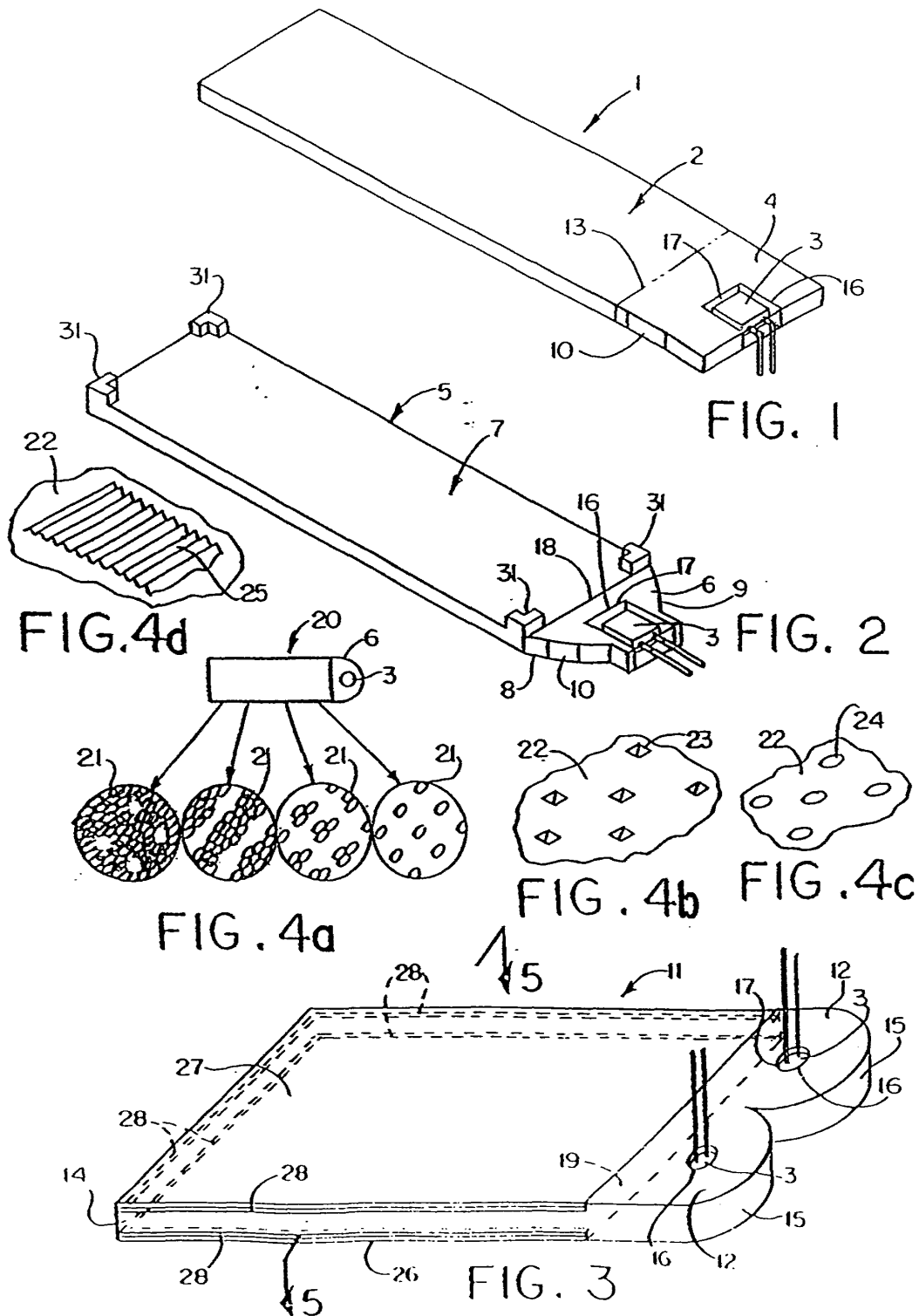
15. The assembly of claim 1 wherein the light entrance surface is faceted to alter the light output distribution of the LED as the light enters the panel member.

30

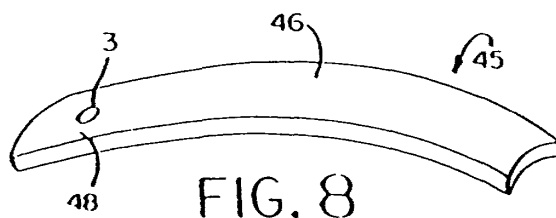
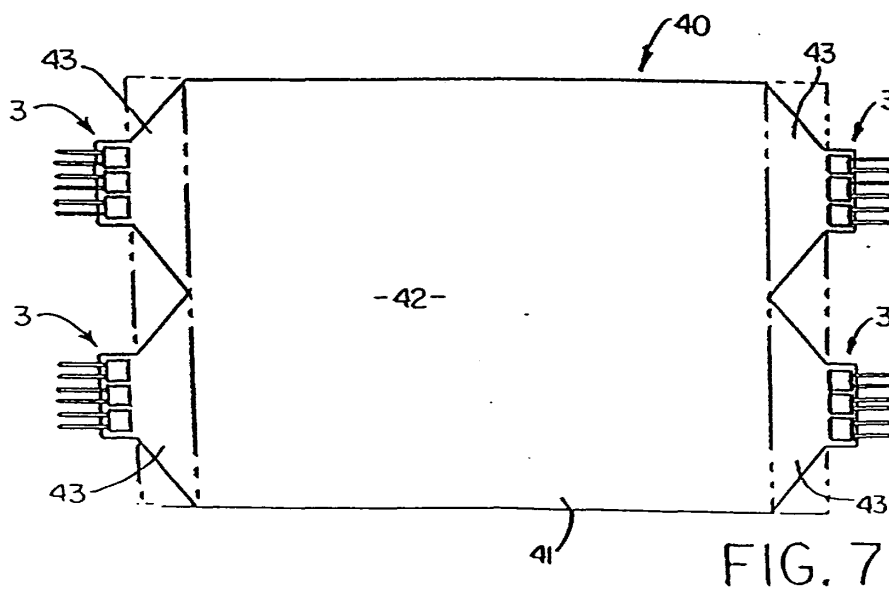
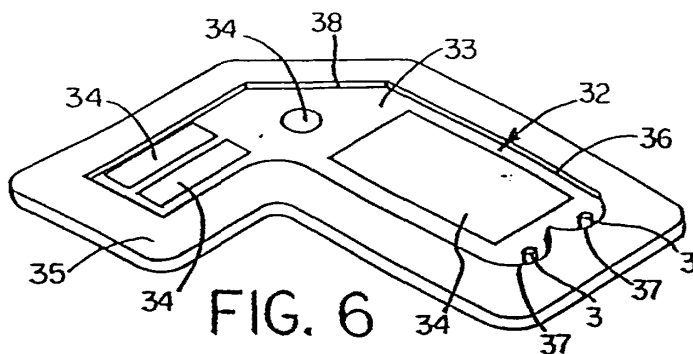
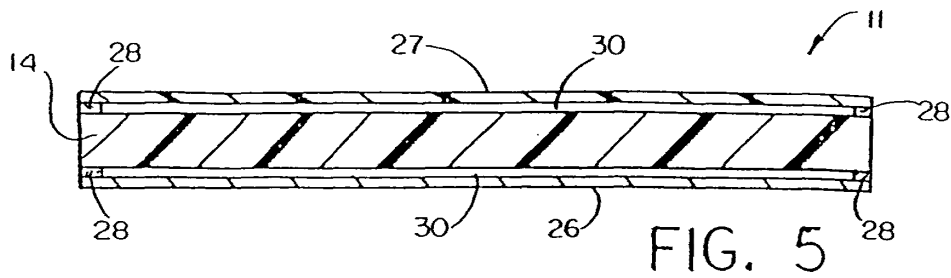
ABSTRACT

Light emitting panel assembly includes a light emitting panel member received in a cavity or recess in a tray or housing. The panel member has a pattern of light extracting deformities on or in at least one surface of the panel member to cause light received from at least one LED light source positioned near or against the light entrance surface of the panel member to be emitted from a light emitting surface of the panel member. The tray or housing acts as an end edge and/or side edge reflector for the panel member to reflect light that would otherwise exit the panel member through the end edge and/or side edge back into the panel member for causing additional light to be emitted from the panel member.

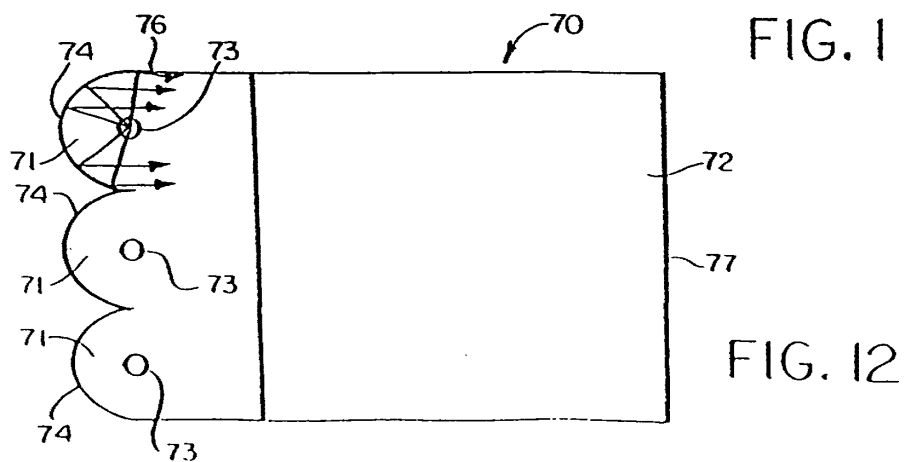
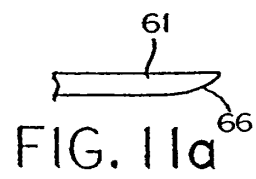
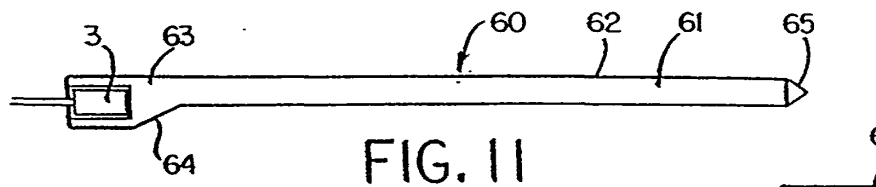
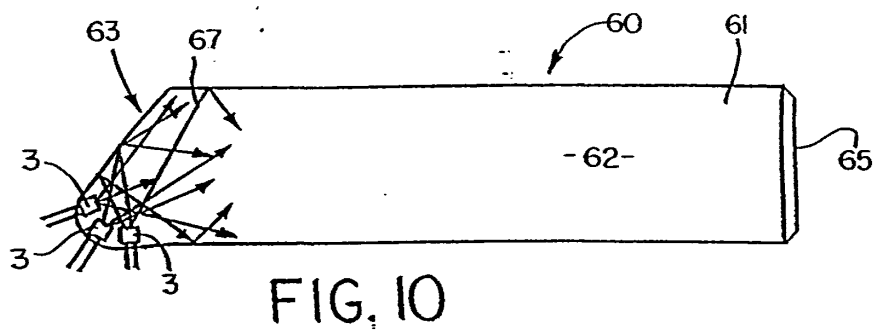
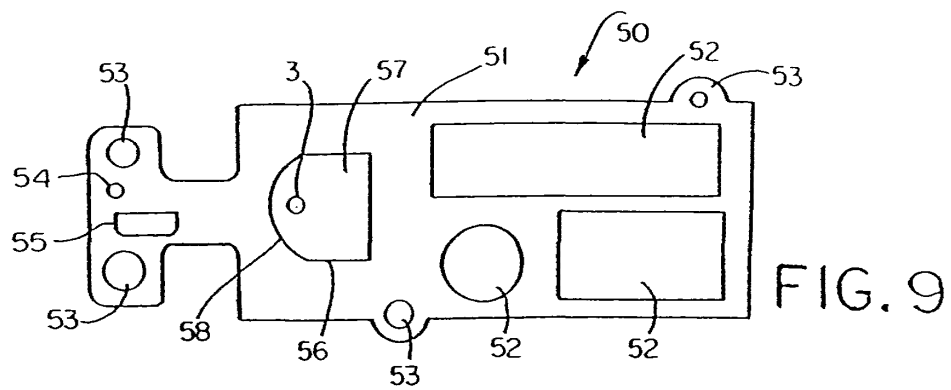
Z:\SEC177\GLOL\IP108USAEVAPPLICATION - 3-17-06 - FNL.doc



BEST AVAILABLE COPY



BEST AVAILABLE COPY



BEST AVAILABLE COPY



FIG. 13

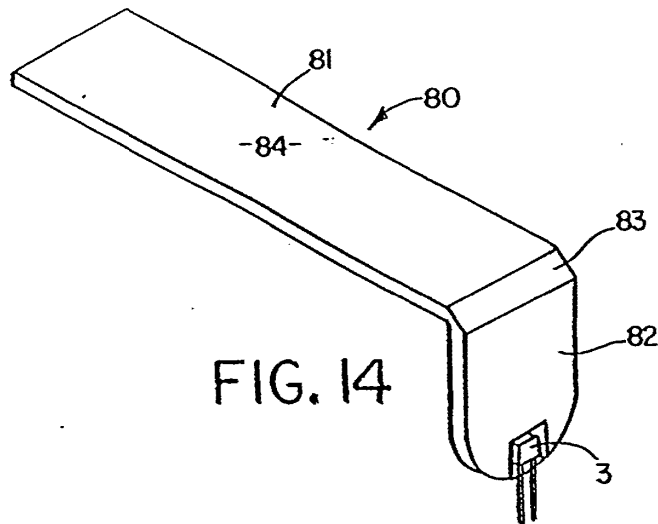


FIG. 14

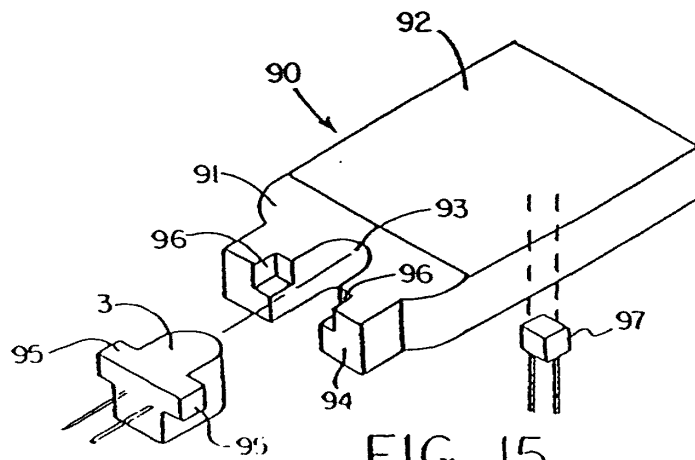


FIG. 15

BEST AVAILABLE COPY

COMBINED DECLARATION AND POWER OF ATTORNEY
(ORIGINAL, DESIGN, NATIONAL STAGE OF PCT)

As a below named inventor, I hereby declare that:

My residence, post office address and citizenship are as stated below next to my name.

I believe I am the original, first and sole inventor (if only one name is listed below) or an original, first and joint inventor (if plural names are listed below) of the subject matter which is claimed and for which a patent is sought on the invention entitled:

Title: **LIGHT EMITTING PANEL ASSEMBLIES**

the specification of which

☒ is attached hereto, or

☐ was filed as United States Application or PCT International Application (give Express Mail label number and deposit date if Application number not yet known):

Application No.:
(Express Mail Label No.)

Filing Date:
(Deposit Date)

Amended on (if applicable):

I hereby state that I have reviewed and understand the contents of the above-identified specification, including the claims, as amended by any amendment referred to above.

I acknowledge the duty to disclose information which is material to the patentability as defined in Title 37, Code of Federal Regulations § 1.56(a).

CLAIM FOR BENEFIT OF EARLIER U.S./PCT APPLICATION(S) UNDER 35 U.S.C. 120 AND/OR 35 U.S.C. 365(c)

I hereby claim the benefit under 35 U.S.C. 120 and/or 35 U.S.C. 365(c) of any United States application(s) or PCT international application(s) designating the United States of America that is/are listed below and, insofar as the subject matter of each of the claims of this application is not disclosed in that/those prior application(s) in the manner provided by the first paragraph of 35 USC 112, I acknowledge the duty to disclose material information as defined in 37 CFR 1.56 which became available between the filing date of the prior application and the national or PCT international filing date of this application.

Application No.	Filing Date	Patent Number
10/784,527	2/23/04	
09/256,275	2/23/99	6,712,481
08/778,089	1/02/97	6,079,838
08/495,176	6/27/95	5,613,751

CLAIM FOR BENEFIT OF EARLIER U.S. PROVISIONAL APPLICATION(S) UNDER 35 U.S.C. 119(e)

I hereby claim the benefit under 35 USC 119(e) of any United States provisional application(s) that is/are listed below

Application No.	Filing Date

POWER OF ATTORNEY

As a named inventor, I hereby appoint the following attorney(s) and/or agent(s) to prosecute this application and transact all business in the Patent and Trademark Office connected therewith. (List name and registration number)

Name	Registration No.	Name	Registration No.
Donald L. Otto	22,125		


Send Correspondence To:

Donald L. Otto
Renner, Otto, Boisselle & Sklar, LLP
1621 Euclid Ave. - 19th Floor
Cleveland, Ohio 44115

Direct Telephone Calls To:

Name: Donald L. Otto
Tel. No: 216-621-1113
Fax No. 216-621-6165

I hereby declare that all statements made herein of my own knowledge are true and that all statements made on information and belief are believed to be true; and further that these statements were made with knowledge that willful false statements and the like are punishable by fine or imprisonment, or both, under Section 1001 of Title 18 of the United States Code, and that such willful false statements may jeopardize the validity of the application or any patent issued thereon.

Full Name of Sole or First Inventor: Jeffery R. Parker			
Inventor's signature:		Date:	3/2/06
Residence: (City & State/Country):	Richfield, Ohio, USA	Citizenship:	USA
Post Office Address:	3050 Whitetail Court Richfield, Ohio 44286		

Full Name of Additional Joint Inventor (if any):			
Inventor's signature:		Date:	
Residence: (City & State/Country):		Citizenship:	
Post Office Address:			

End of Declaration and Power of Attorney (D-US-1.FRM)

Z:\SEC177\GLOL\IP108USAE\DECLARATION.doc

PATENT APPLICATION SERIAL NO. _____

U.S. DEPARTMENT OF COMMERCE
PATENT AND TRADEMARK OFFICE
FEE RECORD SHEET

03/21/2006 HGBREN1 00000029 11378080

01 FC:1011	300.00 OP
02 FC:1111	500.00 OP
03 FC:1311	200.00 OP

PTO-1556
(5/87)

U.S. Government Printing Office: 2002 — 486-267/88033

MBI_000040

Under the Paperwork Reduction Act of 1995, no person is required to respond to a collection of information unless it displays a valid OMB control number.

PATENT APPLICATION FEE DETERMINATION RECORD

Substitute for Form PTO-875 Effective December 8, 2004

Application or Serial Number

11378080

APPLICATION AS FILED - PART I

(Column 1)

(Column 2)

SMALL ENTITY

OR

OTHER THAN
SMALL ENTITY

FOR	NUMBER FILED	NUMBER EXTRA
BASIC FEE (37 CFR 1.16(c), (d), or (e))	N/A	N/A
SEARCH FEE (37 CFR 1.16(f), (g), or (h))	N/A	N/A
EXAMINATION FEE (37 CFR 1.16(i), (j), or (k))	N/A	N/A
TOTAL CLAIMS (37 CFR 1.16(l))	15 minus 20 =	0
INDEPENDENT CLAIMS (37 CFR 1.16(m))	1 minus 3 =	0
APPLICATION SIZE FEE (37 CFR 1.16(n))	If the specification and drawings exceed 100 sheets of paper, the application size fee due is \$250 (\$125 for small entity) for each additional 50 sheets or fraction thereof. See 35 U.S.C. 41(a)(1)(G) and 37 CFR 1.16(s).	
MULTIPLE DEPENDENT CLAIM PRESENT (37 CFR 1.16(o))		

RATE (\$)	FEE (\$)
N/A	150.00
N/A	\$250
N/A	\$100
X\$ 25 =	
X100 =	
+180=	
TOTAL	

RATE (\$)	FEE (\$)
N/A	300.00
N/A	\$500
N/A	\$200
X\$50 =	
X200 =	
+360=	
TOTAL	1000

* If the difference in column 1 is less than zero, enter "0" in column 2.

APPLICATION AS AMENDED - PART II

(Column 1)

(Column 2)

(Column 3)

SMALL ENTITY

OR

OTHER THAN
SMALL ENTITY

AMENDMENT A	CLAIMS REMAINING AFTER AMENDMENT		HIGHEST NUMBER PREVIOUSLY PAID FOR	PRESENT EXTRA
Total (37 CFR 1.16(p))		Minus	**	=
Independent (37 CFR 1.16(q))		Minus	***	=
Application Size Fee (37 CFR 1.16(s))				
FIRST PRESENTATION OF MULTIPLE DEPENDENT CLAIM (37 CFR 1.16(r))				

RATE (\$)	ADDITIONAL FEE (\$)
X\$ 25 =	
X100 =	
+180=	
TOTAL	
ADD'L FEE	

RATE (\$)	ADDITIONAL FEE (\$)
X\$50 =	
X200 =	
+360=	
TOTAL	
ADD'L FEE	

(Column 1)

(Column 2)

(Column 3)

AMENDMENT B	CLAIMS REMAINING AFTER AMENDMENT		HIGHEST NUMBER PREVIOUSLY PAID FOR	PRESENT EXTRA
Total (37 CFR 1.16(p))		Minus	**	=
Independent (37 CFR 1.16(q))		Minus	***	=
Application Size Fee (37 CFR 1.16(s))				
FIRST PRESENTATION OF MULTIPLE DEPENDENT CLAIM (37 CFR 1.16(r))				

RATE (\$)	ADDITIONAL FEE (\$)
X\$ 25 =	
X100 =	
+180=	
TOTAL	
ADD'L FEE	

RATE (\$)	ADDITIONAL FEE (\$)
X\$50 =	
X200 =	
+360=	
TOTAL	
ADD'L FEE	

* If the entry in column 1 is less than the entry in column 2, write "0" in column 3.

** If the "Highest Number Previously Paid For" IN THIS SPACE is less than 20, enter "20".

*** If the "Highest Number Previously Paid For" IN THIS SPACE is less than 3, enter "3".

The "Highest Number Previously Paid For" (Total or Independent) is the highest number found in the appropriate box in column 1.

This collection of information is required by 37 CFR 1.16. The information is required to obtain or retain a benefit by the public which is to file (and by the USPTO to process) an application. Confidentiality is governed by 35 U.S.C. 122 and 37 CFR 1.14. This collection is estimated to take 12 minutes to complete, including gathering, preparing, and submitting the completed application form to the USPTO. Time will vary depending upon the individual case. Any comments on the amount of time you require to complete this form and/or suggestions for reducing this burden, should be sent to the Chief Information Officer, U.S. Patent and Trademark Office, U.S. Department of Commerce, P.O. Box 1450, Alexandria, VA 22313-1450. DO NOT SEND FEES OR COMPLETED FORMS TO THIS ADDRESS. SEND TO: Commissioner for Patents, P.O. Box 1460, Alexandria, VA 22313-1460.

If you need assistance in completing the form, call 1-800-PTO-9199 and select option 2.

Application Data Sheet

Applicant Information

Inventor One Given Name:: Jeffery R.
Family Name:: Parker
Postal Address Line One:: 3050 Whitetail Ct.
City:: Richfield
State or Province:: Ohio
Postal or Zip Code:: 44286
Citizenship Country:: USA

Correspondence Information

Customer N°:: 23908
Phone number:: (216) 621-1113
Fax number:: (216) 621-6165
Electronic Mail:: dotto@rennerotto.com

Application Information

Title Line One:: LIGHT EMITTING PANEL ASSEMBLIES
Class::
Subclass::
Technology Center::
Total Drawing Sheets:: 4
Drawing Figure for Publication:: Figure 6
Formal Drawings?:: Yes
Application Type:: Utility
Docket Number:: GLOLP0108USAE

Representative Information

Representative Customer N°:: 23908

Domestic Priority Information

This application is a:: CON
Application One:: 10/784,527
Filing Date:: 2/23/04

Which is a:: DIV
Application Two:: 09/256,275
Filing Date: 2/23/99
U.S. Pat. No.: 6,712,481

Which is a:: CIP
Application Three:: 08/778,089
Filing Date: 1/2/97
U.S. Pat. No.: 6,079,838

Which is a:: DIV
Application Four: 08/495,176
Filing Date: 6/27/95
U.S. Pat. No.: 5,613,751

Foreign Priority Information

Assignee Information

Assignee:: Solid State Opto Limited
Postal Address Line One:: P.O. Box 957
Postal Address Line Two:: Offshore Incorporations Centre
City:: Road Town, Tortola
Country: British Virgin Islands
Postal or Zip Code::

Z:\SEC177\GLOL\IP108USAE\APPLICATION DATA SHEET.wpd




DAE
JW

CERTIFICATE OF MAILING (37 CFR 1.8a)

I hereby certify that this paper (along with any paper referred to as being attached or enclosed) is being deposited with the United States Postal Service on the date shown below with sufficient postage as first class mail in an envelope addressed to: Commissioner for Patents, P.O. Box 1450, Alexandria, Virginia 22313-1450.

Date: April 18, 2006


Donald L. Otto

IN THE UNITED STATES PATENT AND TRADEMARK OFFICE

Attorney Docket GLOLP0108USAE

In re PATENT application of

Jeffery R. Parker

Serial N^o 11/378,080

Filed March 17, 2006

For: LIGHT EMITTING PANEL ASSEMBLIES

Art Unit 2875/Confirmation N^o 8860

REQUEST FOR CORRECTION OF FILING DATE/FILING RECEIPT

Commissioner for Patents
P.O. Box 1450
Alexandria, Virginia 22313-1450

Sir:


The above-identified application was filed with the USPTO via Express Mail N^o EV839640355US on March 17, 2006. A copy of the Express Mail receipt is enclosed. Also enclosed is a copy of the return postcard from the USPTO bearing Serial N^o 11/378,080 and filing date "031706".

On the Filing Receipt mailed 04/10/2006 (copy enclosed) the filing date is given as 03/20/2006, which is incorrect.

Please correct this error and send a Corrected Filing Receipt to the undersigned.

Respectfully submitted,

RENNER, OTTO, BOISSELLE & SKLAR, LLP

By 
Donald L. Otto, Reg. N° 22,125

1621 Euclid Avenue - 19th Floor
Cleveland, Ohio 44115-2191
Phone: 216-621-1113
Fax: 216-621-6165

Z:\SEC177\GLOLP108USAE\REQUEST FOR CORRECTION OF FILING RECEIPT.wpd



EV 839640355 US



UNITED STATES POSTAL SERVICE®

Customer Copy
Label 11-F, April 2004

Post Office To Addressee



ORIGIN (POSTAL SERVICE USE ONLY)				DELIVERY (POSTAL USE ONLY)			
PO ZIP Code 44115	Day of Delivery <input type="checkbox"/> Next <input type="checkbox"/> 2nd <input type="checkbox"/> 2nd Del. Day	Postage \$14.40		Delivery Attempt	Time <input type="checkbox"/> AM <input type="checkbox"/> PM	Employee Signature	
Date Accepted 3 17 06	Scheduled Date of Delivery Month 3 Day 18	Return Receipt Fee \$		Delivery Attempt	Time <input type="checkbox"/> AM <input type="checkbox"/> PM	Employee Signature	
Time Accepted 4 48 <input type="checkbox"/> AM <input checked="" type="checkbox"/> PM	Scheduled Time of Delivery <input type="checkbox"/> Noon <input type="checkbox"/> 3 PM	COD Fee \$	Insurance Fee \$	Delivery Date	Time <input type="checkbox"/> AM <input type="checkbox"/> PM	Employee Signature	
Flat Rate <input checked="" type="checkbox"/> or Weight	Military <input type="checkbox"/> 2nd Day <input type="checkbox"/> 3rd Day	Total Postage & Fees \$14.40		<input type="checkbox"/> WAIVER OF SIGNATURE (Domestic Mail Only) Additional merchandise insurance is void if waiver of signature is requested. (When delivery is made without obtaining signature of addressee or addressee's agent, if delivery employee judges that article can be left in secure location) and I authorize that delivery employee's signature constitutes valid proof of delivery.			
Int'l Alpha Country Code	Acceptance Emp. Initials SCD			NO DELIVERY <input type="checkbox"/> Weekend <input type="checkbox"/> Holiday <input type="checkbox"/> Customer Signature			
CUSTOMER USE ONLY METHOD OF PAYMENT: Express Mail Corporate Acct. No.				Federal Agency Acct. No. or Postal Service Acct. No.			
FROM: (PLEASE PRINT) PHONE (216) 621 1113 LAW OFFICE OF KENNER OTTO BOISSELLE & SKLAR, LLP 1821 EUCLID AVE FL 19 CLEVELAND OH 44115-2114 GLOLP0108USAE (DLO)				TO: (PLEASE PRINT) PHONE COMMISSIONER FOR PATENTS P.O. BOX 1450 ALEXANDRIA, VA 22313-1450			
FOR PICKUP OR TRACKING: Visit www.usps.com or Call 1-800-222-1811							

HUNTINGTON FINANCE STATION
CLEVELAND, Ohio
44115141103/17/2006 3816630153-0098 04:48:48 PM
(800)275-8777


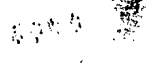
Product Description	Sale Qty	Unit Price	Final Price
ALEXANDRIA VA 22313 EM			\$14.40
PO-Add Flat Rate			
6.30 oz.			
Label #:		EV839640355US	
Next Day Noon / Normal			
Delivery			
Customer Postage			-\$14.40
Subtotal:			\$0.00
Total:			\$0.00

Paid by:

Bill #: 1000201396529
Clerk: 03

— All sales final on stamps and postage. —
 Refunds for guaranteed services only.
 Thank you for your business.
 Customer Copy

MBI_000046

Applicant <u>Jeffery R. Parker</u>		Case No. <u>GLOLP0108USAE</u>
Serial No. _____	Filing Date <u>herewith</u>	Atty <u>DLO</u>
Title <u>LIGHT EMITTING PANEL ASSEMBLIES</u>		
Mailed <u>3/17/06</u>	Due Date <u>N/A</u>	Ex. Mail No. <u>EV839640355US</u>
<input checked="" type="checkbox"/> Patent Application (<input checked="" type="checkbox"/> New <input checked="" type="checkbox"/> CON <input type="checkbox"/> DIV <input type="checkbox"/> CIP <input type="checkbox"/> CPA <input type="checkbox"/> PCT <input type="checkbox"/> Provisional)		
<input checked="" type="checkbox"/> Transmittal Request	<input checked="" type="checkbox"/> Declaration/Power of Atty	<input type="checkbox"/> Express Mail Certification
<u>16</u> Pages of Specification	<input type="checkbox"/> RCE	<input type="checkbox"/> Issue Fee Trans.
<u>4</u> Sheets of Drawings	<input type="checkbox"/> IDS/1449/Refs.	<input type="checkbox"/> Resp. to Missing Parts
<input checked="" type="checkbox"/> Application Data Sheet	<input type="checkbox"/> Priority Document(s)	<input type="checkbox"/> Ltr. Off. Draftsman
<input type="checkbox"/> Request for Non-Publication	<input type="checkbox"/> Decl. Sec. 8 & 15	<input type="checkbox"/> Notice of Appeal
() Amendment/Response	<input type="checkbox"/> Ren. Sec. 8 & 9	<input type="checkbox"/> Appeal Brief
<input type="checkbox"/> Transmittal <input type="checkbox"/> Ext. of Time	(X) Credit Card Payment Form(s) \$ <u>1,000.00</u>	
() Trademark/Service App.	() Check(s) \$ <u>Form PTO-2038</u>	
<input type="checkbox"/> Specimens <input type="checkbox"/> St. of Use		
() Other _____		
112935 U.S. PTO 11/378080  031706		RECEIPT ACKNOWLEDGED 


UNITED STATES PATENT AND TRADEMARK OFFICE

UNITED STATES DEPARTMENT OF COMMERCE
 United States Patent and Trademark Office
 Address: COMMISSIONER FOR PATENTS
 P.O. Box 1450
 Alexandria, Virginia 22313-1450
 www.uspto.gov

APPL NO.	FILING OR 371 (c) DATE	ART UNIT	FIL FEE REC'D	ATTY. DOCKET NO	DRAWINGS	TOT CLMS	IND CLMS
11/378,080	03/20/2006	2875	1000	GL0LP0108USAE	4	15	1

03/17/2006

CONFIRMATION NO. 8860

23908
 RENNER OTTO BOISSELLE & SKLAR, LLP
 1621 EUCLID AVENUE
 NINETEENTH FLOOR
 CLEVELAND, OH 44115

FILING RECEIPT

OC000000018490243

Date Mailed: 04/10/2006

Receipt is acknowledged of this regular Patent Application. It will be considered in its order and you will be notified as to the results of the examination. Be sure to provide the U.S. APPLICATION NUMBER, FILING DATE, NAME OF APPLICANT, and TITLE OF INVENTION when inquiring about this application. Fees transmitted by check or draft are subject to collection. Please verify the accuracy of the data presented on this receipt. If an error is noted on this Filing Receipt, please mail to the Commissioner for Patents P.O. Box 1450 Alexandria Va 22313-1450. Please provide a copy of this Filing Receipt with the changes noted thereon. If you received a "Notice to File Missing Parts" for this application, please submit any corrections to this Filing Receipt with your reply to the Notice. When the USPTO processes the reply to the Notice, the USPTO will generate another Filing Receipt incorporating the requested corrections (if appropriate).

Applicant(s)

Jeffery R. Parker, Richfield, OH;

Assignment For Published Patent Application

Solid State Opto Limited, Road Town, VIRGIN ISLANDS, BRITISH

Power of Attorney:

Donald Otto-22125

Domestic Priority data as claimed by applicant


This application is a CON of 10/784,527 02/23/2004
 which is a DIV of 09/256,275 02/23/1999 PAT 6,712,481
 which is a CIP of 08/778,089 01/02/1997 PAT 6,079,838
 which is a DIV of 08/495,176 06/27/1995 PAT 5,613,751

Foreign Applications

If Required, Foreign Filing License Granted: 04/07/2006

The country code and number of your priority application, to be used for filing abroad under the Paris Convention, is **US11/378,080**

Projected Publication Date: 07/20/2006



MBI_000048

Non-Publication Request: No

Early Publication Request: No

Title

Light emitting panel assemblies

Preliminary Class

362

PROTECTING YOUR INVENTION OUTSIDE THE UNITED STATES

Since the rights granted by a U.S. patent extend only throughout the territory of the United States and have no effect in a foreign country, an inventor who wishes patent protection in another country must apply for a patent in a specific country or in regional patent offices. Applicants may wish to consider the filing of an international application under the Patent Cooperation Treaty (PCT). An international (PCT) application generally has the same effect as a regular national patent application in each PCT-member country. The PCT process **simplifies** the filing of patent applications on the same invention in member countries, but **does not result** in a grant of "an international patent" and does not eliminate the need of applicants to file additional documents and fees in countries where patent protection is desired.

Almost every country has its own patent law, and a person desiring a patent in a particular country must make an application for patent in that country in accordance with its particular laws. Since the laws of many countries differ in various respects from the patent law of the United States, applicants are advised to seek guidance from specific foreign countries to ensure that patent rights are not lost prematurely.

Applicants also are advised that in the case of inventions made in the United States, the Director of the USPTO must issue a license before applicants can apply for a patent in a foreign country. The filing of a U.S. patent application serves as a request for a foreign filing license. The application's filing receipt contains further information and guidance as to the status of applicant's license for foreign filing.

Applicants may wish to consult the USPTO booklet, "General Information Concerning Patents" (specifically, the section entitled "Treaties and Foreign Patents") for more information on timeframes and deadlines for filing foreign patent applications. The guide is available either by contacting the USPTO Contact Center at 800-786-9199, or it can be viewed on the USPTO website at <http://www.uspto.gov/web/offices/pac/doc/general/index.html>.

For information on preventing theft of your intellectual property (patents, trademarks and copyrights), you may wish to consult the U.S. Government website, <http://www.stopfakes.gov>. Part of a Department of Commerce initiative, this website includes self-help "toolkits" giving innovators guidance on how to protect intellectual property in specific countries such as China, Korea and Mexico. For questions regarding patent enforcement issues, applicants may call the U.S. Government hotline at 1-866-999-HALT (1-866-999-4158).

LICENSE FOR FOREIGN FILING UNDER Title 35, United States Code, Section 184 Title 37, Code of Federal Regulations, 5.11 & 5.15

GRANTED

The applicant has been granted a license under 35 U.S.C. 184, if the phrase "IF REQUIRED, FOREIGN FILING LICENSE GRANTED" followed by a date appears on this form. Such licenses are issued in all applications where the conditions for issuance of a license have been met, regardless of whether or not a license may be required as

set forth in 37 CFR 5.15. The scope and limitations of this license are set forth in 37 CFR 5.15(a) unless an earlier license has been issued under 37 CFR 5.15(b). The license is subject to revocation upon written notification. The date indicated is the effective date of the license, unless an earlier license of similar scope has been granted under 37 CFR 5.13 or 5.14.

This license is to be retained by the licensee and may be used at any time on or after the effective date thereof unless it is revoked. This license is automatically transferred to any related applications(s) filed under 37 CFR 1.53(d). This license is not retroactive.

The grant of a license does not in any way lessen the responsibility of a licensee for the security of the subject matter as imposed by any Government contract or the provisions of existing laws relating to espionage and the national security or the export of technical data. Licensees should apprise themselves of current regulations especially with respect to certain countries, of other agencies, particularly the Office of Defense Trade Controls, Department of State (with respect to Arms, Munitions and Implements of War (22 CFR 121-128)); the Bureau of Industry and Security, Department of Commerce (15 CFR parts 730-774); the Office of Foreign Assets Control, Department of Treasury (31 CFR Parts 500+) and the Department of Energy.

NOT GRANTED

No license under 35 U.S.C. 184 has been granted at this time, if the phrase "IF REQUIRED, FOREIGN FILING LICENSE GRANTED" DOES NOT appear on this form. Applicant may still petition for a license under 37 CFR 5.12, if a license is desired before the expiration of 6 months from the filing date of the application. If 6 months has lapsed from the filing date of this application and the licensee has not received any indication of a secrecy order under 35 U.S.C. 181, the licensee may foreign file the application pursuant to 37 CFR 5.15(b).



IFW

TRANSMITTAL FORM <small>(to be used for all correspondence after initial filing)</small>		Application Number	11/378,080
		Filing Date	March 17, 2006
		First Named Inventor	Jeffery R. Parker
		Art Unit	2875
		Examiner Name	
Total Number of Pages in This Submission		Attorney Docket Number	GLOLP0108USAE

ENCLOSURES (Check all that apply)		
<input type="checkbox"/> Fee Transmittal Form	<input type="checkbox"/> Drawing(s)	<input type="checkbox"/> After Allowance Communication to TC
<input type="checkbox"/> Fee Attached	<input type="checkbox"/> Licensing-related Papers	<input type="checkbox"/> Appeal Communication to Board of Appeals and Interferences
<input type="checkbox"/> Amendment/Reply	<input type="checkbox"/> Petition	<input type="checkbox"/> Appeal Communication to TC (Appeal Notice, Brief, Reply Brief)
<input type="checkbox"/> After Final	<input type="checkbox"/> Petition to Convert to a Provisional Application	<input type="checkbox"/> Proprietary Information
<input type="checkbox"/> Affidavits/declaration(s)	<input type="checkbox"/> Power of Attorney, Revocation Change of Correspondence Address	<input type="checkbox"/> Status Letter
<input type="checkbox"/> Extension of Time Request	<input type="checkbox"/> Terminal Disclaimer	<input type="checkbox"/> Other Enclosure(s) (please identify below):
<input type="checkbox"/> Express Abandonment Request	<input type="checkbox"/> Request for Refund	
<input checked="" type="checkbox"/> Information Disclosure Statement	<input type="checkbox"/> CD, Number of CD(s) _____	
	<input type="checkbox"/> Landscape Table on CD	
<input type="checkbox"/> Certified Copy of Priority Document(s)	Remarks	
<input type="checkbox"/> Reply to Missing Parts/Incomplete Application		
<input type="checkbox"/> Reply to Missing Parts under 37 CFR 1.52 or 1.53		

SIGNATURE OF APPLICANT, ATTORNEY, OR AGENT		
Firm Name	Renner, Otto, Boisselle & Sklar, LLP	
Signature		
Printed name	Donald L. Otto	
Date	May 25, 2006	Reg. No. 22,125

CERTIFICATE OF TRANSMISSION/MAILING		
I hereby certify that this correspondence is being facsimile transmitted to the USPTO or deposited with the United States Postal Service with sufficient postage as first class mail in an envelope addressed to: Commissioner for Patents, P.O. Box 1450, Alexandria, VA 22313-1450 on the date shown below:		
Signature		
Typed or printed name	Donald L. Otto	Date May 25, 2006

This collection of information is required by 37 CFR 1.5. The information is required to obtain or retain a benefit by the public which is to file (and by the USPTO to process) an application. Confidentiality is governed by 35 U.S.C. 122 and 37 CFR 1.11 and 1.14. This collection is estimated to 2 hours to complete, including gathering, preparing, and submitting the completed application form to the USPTO. Time will vary depending upon the individual case. Any comments on the amount of time you require to complete this form and/or suggestions for reducing this burden, should be sent to the Chief Information Officer, U.S. Patent and Trademark Office, U.S. Department of Commerce, P.O. Box 1450, Alexandria, VA 22313-1450. DO NOT SEND FEES OR COMPLETED FORMS TO THIS ADDRESS. SEND TO: Commissioner for Patents, P.O. Box 1450, Alexandria, VA 22313-1450.

If you need assistance in completing the form, call 1-800-PTO-9199 and select option 2.

MBI_000051

Docket No. GLOLP0108USAE



IN THE UNITED STATES PATENT AND TRADEMARK OFFICE

In re patent application of

Applicant: Jeffery R. Parker
Serial No.: 11/378,080
Filed: March 17, 2006
For: LIGHT EMITTING PANEL ASSEMBLIES
Art Unit: 2875
Examiner:

INFORMATION DISCLOSURE STATEMENT

Mail Stop Amendment
Commissioner for Patents
P.O. Box 1450
Alexandria, VA 22313-1450

Sir:

1. Pursuant to 37 C.F.R. 1.97 and 1.98, and in compliance with 37 C.F.R. 1.56, the Office's attention is directed to the patents, pending applications, publications and other information listed on the attached PTO-1449. A copy of each listed document is enclosed, except for (a) those previously cited or submitted to the Office in the following application(s) upon which this application relies for an earlier filing date under 35 U.S.C. 120, and (b) any U.S. patent or U.S. patent application publication if the present application was filed after June 30, 2003 or entered the national stage under 35 USC § 371 after June 30, 2003:

Serial No.:	<u>10/784,527</u>	<u>09/256,275</u>	<u>08/778,089</u>	<u>08/495,176</u>
Filing Date:	<u>2/23/04</u>	<u>2/23/99</u>	<u>01/02/97</u>	<u>6/27/95</u>
Patent No.:		<u>6,712,481</u>	<u>6,079,838</u>	<u>5,613,751</u>

Regarding any document, publication or other information for which a date is not given on the attached PTO-1449, Applicant(s) believe(s) the same may qualify as "prior" art to this application and should be treated accordingly, although Applicant(s) reserve(s) the right to contest the prior art status of any document, publication or information, should issue arise.

2. Regarding each listed document that is not in the English language, an English-language translation accompanies this Statement as indicated on the attached PTO-1449 or a concise explanation of the relevance of the document is set forth in the following document(s):

- (a) ___ A copy of each English language version of a search report (or EPO Search Report) indicating the degree of relevance found by the foreign office of each document being submitted from the search report, is being submitted herewith or has previously been submitted.
- (b) ___ Attached is a "Concise Explanation of Relevance of Non-English Language Documents".

3. Pursuant to 37 C.F.R. 1.97(b) this Statement is being filed (one must be checked):

- (a) ___ Within 3 months of the filing date or date of entry into the National Stage.
- (b) X Before the mailing date of a first Office Action on the merits. If this Statement is not filed before the mailing date of a first Office Action on the merits, the required certification is given below or, in the absence thereof, the Office is authorized to charge the required fee set forth in 37 C.F.R. 1.17(p) to Deposit Account No. 18-0988 for consideration of this Statement.

MBI_000052

- (c) ___ Before the mailing date of a first Office Action on the merits after a first or second submission after final rejection under 37 C.F.R. 1.129(a).
- (d) ___ After the period set forth in 37 C.F.R. 1.97(b) but before the mailing date of either a final action or a notice of allowance.
- (1) ___ The required certification is given below, or
- (2) ___ Enclosed is credit card payment (PTO Form-2038) covering the fee set forth in 37 C.F.R. 1.17(p) for consideration of this Statement, or
- (3) ___ Charge the fee set forth in 37 C.F.R. 1.17(p) to Deposit Account No. 18-0988
- (e) ___ After the mailing date of either a final action or a notice of allowance, but before payment of the issue fee. Petition hereby is made for consideration of this Statement and the required certification is indicated below.
- (1) ___ Enclosed is a check covering the fee set forth in 37 C.F.R. 1.17(p), or
- (2) ___ Charge the fee set forth in 37 C.F.R. 1.17(p) to Deposit Account No. 18-0988.

4. Certification (if applicable)

- (a) ___ The undersigned hereby certifies that each item of information contained in this Statement was first cited in any communication from a foreign patent office in a counterpart foreign application not more than 3 months prior to the filing of this Statement.
- (b) ___ The undersigned hereby certifies that no item of information contained in this Statement was cited in a communication from a foreign patent office in a counterpart foreign application, and, to the undersigned's knowledge after making reasonable inquiry, no item of information contained in this statement was known to any individual designated in 37 C.F.R. 1.56(c) more than 3 months prior to the filing of this Statement.

5. The Commissioner is hereby authorized to charge any additional fees or credit any overpayment to Deposit Account No. 18-0988.

Respectfully submitted,

RENNER, OTTO, BOISSELLE & SKLAR, LLP

By 


Donald L. Otto, Reg. No. 22,125

1621 Euclid Avenue, 19th Floor
Cleveland, Ohio 44115
(216) 621-1113

CERTIFICATE OF MAILING UNDER 37 C.F.R. §1.8

I hereby certify that this correspondence (along with any paper referenced as being attached or enclosed) is being deposited on the below date with the United States Postal Service with sufficient postage as first class mail in an envelope addressed to Mail Stop Amendment, Commissioner for Patents, R.O. Box 1450, Alexandria, VA 22313-1450.


Date: May 25, 2006



Donald L. Otto

Z:\SEC177\GLOLP108USAE\IDS-1449.wpd)

MBI_000053

Form PTO-1449 (Modified)	Atty Docket No. GLOLP0108USAE	Serial No. 11/378,080
LIST OF PATENTS AND PUBLICATIONS FOR APPLICANT'S INFORMATION DISCLOSURE STATEMENT 	Applicant: Jeffery R. Parker	
	Filing Date March 17, 2006	Group 2875

U.S. PATENT DOCUMENTS

Examiner Initial	Document Number	Date (MM/YYYY)	Name	Class	Sub-class	Filing Date if Appropriate
	2,480,178	8/1949	Zinberg			
	3,043,947	7/1962	Albinger, Jr.			
	3,328,570	6/1967	Balchunas			
	3,241,256	3/1966	Viret et al			
	3,721,815	3/1973	Wall			
	3,752,974	8/1973	Baker et al			
	3,760,179	9/1973	Addington, Jr.			
	3,781,537	12/1973	Ramsey			
	3,892,959	7/1975	Pulles			
	3,958,113	5/1976	Termohlen			
	4,043,636	8/1977	Eberhardt et al			
	4,128,332	12/1978	Rowe			
	4,257,084	3/1981	Reynolds			
	4,277,817	7/1981	Hehr			
	4,323,951	4/1982	Pasco			
	4,373,282	2/1983	Wragg			
	4,446,508	5/1984	Kinzie			
	4,519,017	5/1985	Daniel			
	4,573,766	3/1986	Bournay, Jr. et al			
	4,630,895	12/1986	Abdala, Jr., et al			
	4,648,690	3/1987	Ohe			
	4,677,531	6/1987	Szeles			
	4,714,983	12/1987	Lang			
	4,729,067	3/1988	Ohe			
	4,729,068	3/1988	Ohe			

Examiner Initial	Document Number	Date (MM/YYYY)	Name	Class	Sub-class	Filing Date if Appropriate
	4,729,185	3/1988	Baba			
	4,751,615	6/1988	Abrams			
	4,761,047	8/1988	Mori			
	4,763,984	8/1988	Awai et al			
	4,765,701	8/1988	Cheslak			
	4,791,540	12/1988	Dreyer, Jr. et al			
	4,802,066	1/1989	Mori			
	4,811,507	3/1989	Blanchet			
	4,825,341	4/1989	Awai			
	4,890,201	12/1989	Jøft			
	4,909,604	3/1990	Kobayashi et al			
	4,914,553	4/1990	Hamada et al			
	4,929,062	5/1990	Guzik et al			
	4,974,122	11/1990	Shaw			
	4,975,808	12/1990	Bond et al			
	4,978,952	12/1990	Irwin			
	4,985,809	1/1991	Matsui et al			
	5,005,108	4/1991	Pristash et al			
	5,027,258	6/1991	Schoniger et al			
	5,055,978	10/1991	Rogoff			
	5,070,431	12/1991	Kitazawa et al			
	5,093,765	3/1992	Kashima et al			
	5,134,549	7/1992	Yokoyama			
	5,136,483	8/1992	Schoniger et al			
	5,136,480	8/1992	Pristash et al			
	5,190,370	3/1993	Miller et al			
	5,207,493	5/1993	Murase et al			
	5,243,506	9/1993	Whitehead			
	5,262,928	11/1993	Kashima et al			
	5,283,673	2/1994	Murase et al			
	5,339,179	8/1994	Rudisill et al			
	5,349,503	9/1994	Blonder et al			

Examiner Initial	Document Number	Date (MM/YYYY)	Name	Class	Sub-class	Filing Date if Appropriate
	5,375,043	12/1994	Tokunaga			
	5,377,084	12/1994	Kojima et al			
	5,390,085	2/1995	Mari-Roca et al			
	5,390,436	2/1995	Ashall			
	5,394,308	2/1995	Watanabe et al			
	5,467,208	11/1995	Kokawa et al			
	5,467,417	11/1995	Nakamura et al			
	5,477,423	12/1995	Fredriksz et al			
	5,479,275	12/1995	Abileah			
	5,485,291	1/1996	Qiao et al			
	5,600,455	2/1997	Ishikawa et al			
	5,719,649	2/1998	Shono et al			
	5,947,578	9/1999	Ayres			
	5,999,685	12/1999	Goto et al			

FOREIGN PATENT DOCUMENTS

Examiner Initial	Document Number	Date (MM/YYYY)	Country	Class	Sub-class	Translation	
						Yes	No

OTHER ART

Examiner Initial	Author, Title, Date, Pertinent Pages, etc.

EXAMINER	DATE CONSIDERED
----------	-----------------

EXAMINER: Initial if reference considered, whether or not citation is in conformance with MPEP 609; Draw line through citation if not in conformance and not considered. Include copy of this form with next communication to applicant.

Information Disclosure Statement PTO-1449 (Modified)

The identification of any reference is not intended to be, and should not be understood as being, an admission that such publication, in fact, constitutes "prior art" within the meaning of applicable law since, for example, a given reference may have a later effective date than first seems apparent or the reference may have an effective date which can be antedated. The "prior art" status of any reference is a matter to be resolved during prosecution.

Z:\SEC177\GLOLP108USAE\IDS-1449.wpd (IDS1449.FRM) (2/97)



UNITED STATES PATENT AND TRADEMARK OFFICE

COMMISSIONER FOR PATENTS
UNITED STATES PATENT AND TRADEMARK OFFICE
P.O. BOX 1480
ALEXANDRIA, VA 22313-1480
www.uspto.gov

RENNER OTTO BOISSELLE & SKLAR, LLP
1621 EUCLID AVENUE
NINETEENTH FLOOR
CLEVELAND, OH 44115

COPY MAILED

AUG 14 2006

OFFICE OF PETITIONS

In re Application of :
Parker : DECISION ON PETITION
Application No. 11/378,080 :
Filed: March 17, 2006 :
Atty. Dkt. No.: GLOLP0108USAE :

This decision is in response to the request for corrected filing receipt filed April 21, 2006. This matter is being properly treated as a petition under 37 CFR 1.10(c).

Petitioner alleges that the application was deposited in Express Mail Service on March 17, 2006. In support, the petition is accompanied by a copy of Express Mail receipt No. EV839640355US (the same Express Mail number found on the original application papers located in the official file) showing a "date in" of March 17, 2006.

The Office considers the date the paper or fee is shown to have been deposited as "Express Mail" to be the "date-in" on the Express Mail label, MPEP 513. The evidence is convincing that the application was deposited as "Express Mail" with the U.S. Postal Service on March 17, 2006.

In view thereof, the petition is **GRANTED**.

This application file is being forwarded to the Office of Initial Patent Examination (OIPE) for correction of the filing date to **March 17, 2006** and for issuance of a corrected filing receipt.

Telephone inquiries regarding this decision should be directed to the undersigned at (571) 272-3205.

Alesia M. Brown
Petitions Attorney
Office of Petitions



UNITED STATES PATENT AND TRADEMARK OFFICE

UNITED STATES DEPARTMENT OF COMMERCE
United States Patent and Trademark Office
Address: COMMISSIONER FOR PATENTS
P.O. Box 1450
Alexandria, Virginia 22313-1450
www.uspto.gov

APPLICATION NO.	FILING DATE	FIRST NAMED INVENTOR	ATTORNEY DOCKET NO.	CONFIRMATION NO.
11/378,080	03/17/2006	Jeffery R. Parker	GLOLP0108USAE	8860
23908 7590 08/28/2007 RENNER OTTO BOISSELLE & SKLAR, LLP 1621 EUCLID AVENUE NINETEENTH FLOOR CLEVELAND, OH 44115			EXAMINER SEMBER, THOMAS M	
			ART UNIT 2885	PAPER NUMBER
			MAIL DATE 08/28/2007	DELIVERY MODE PAPER

Please find below and/or attached an Office communication concerning this application or proceeding.

The time period for reply, if any, is set in the attached communication.

Office Action Summary	Application No. 11/378,080	Applicant(s) PARKER, JEFFERY R.	
	Examiner Thomas M. Sember	Art Unit 2885	
	-- The MAILING DATE of this communication appears on the cover sheet with the correspondence address --		

Period for Reply

A SHORTENED STATUTORY PERIOD FOR REPLY IS SET TO EXPIRE 3 MONTH(S) OR THIRTY (30) DAYS, WHICHEVER IS LONGER, FROM THE MAILING DATE OF THIS COMMUNICATION.

- Extensions of time may be available under the provisions of 37 CFR 1.136(a). In no event, however, may a reply be timely filed after SIX (6) MONTHS from the mailing date of this communication.
- If NO period for reply is specified above, the maximum statutory period will apply and will expire SIX (6) MONTHS from the mailing date of this communication.
- Failure to reply within the set or extended period for reply will, by statute, cause the application to become ABANDONED (35 U.S.C. § 133). Any reply received by the Office later than three months after the mailing date of this communication, even if timely filed, may reduce any earned patent term adjustment. See 37 CFR 1.704(b).

Status

1) ☒ Responsive to communication(s) filed on 05/13/06.

2a) ☐ This action is **FINAL**. 2b) ☒ This action is non-final.

3) ☐ Since this application is in condition for allowance except for formal matters, prosecution as to the merits is closed in accordance with the practice under *Ex parte Quayle*, 1935 C.D. 11, 453 O.G. 213.

Disposition of Claims

4) ☒ Claim(s) 1-15 is/are pending in the application.

4a) Of the above claim(s) _____ is/are withdrawn from consideration.

5) ☐ Claim(s) _____ is/are allowed.

6) ☒ Claim(s) 1-15 is/are rejected.

7) ☐ Claim(s) _____ is/are objected to.

8) ☐ Claim(s) _____ are subject to restriction and/or election requirement.

Application Papers

9) ☐ The specification is objected to by the Examiner.

10) ☐ The drawing(s) filed on _____ is/are: a) ☐ accepted or b) ☐ objected to by the Examiner.
 Applicant may not request that any objection to the drawing(s) be held in abeyance. See 37 CFR 1.85(a).
 Replacement drawing sheet(s) including the correction is required if the drawing(s) is objected to. See 37 CFR 1.121(d).

11) ☐ The oath or declaration is objected to by the Examiner. Note the attached Office Action or form PTO-152.

Priority under 35 U.S.C. § 119

12) ☐ Acknowledgment is made of a claim for foreign priority under 35 U.S.C. § 119(a)-(d) or (f).

 a) ☐ All b) ☐ Some * c) ☐ None of:

 1. ☐ Certified copies of the priority documents have been received.

 2. ☐ Certified copies of the priority documents have been received in Application No. _____.

 3. ☐ Copies of the certified copies of the priority documents have been received in this National Stage application from the International Bureau (PCT Rule 17.2(a)).

 * See the attached detailed Office action for a list of the certified copies not received.

Attachment(s)

1) <input checked="" type="checkbox"/> Notice of References Cited (PTO-892) 2) <input type="checkbox"/> Notice of Draftsperson's Patent Drawing Review (PTO-948) 3) <input checked="" type="checkbox"/> Information Disclosure Statement(s) (PTO/SB/08) Paper No(s)/Mail Date <u>05/13/06</u>	4) <input type="checkbox"/> Interview Summary (PTO-413) Paper No(s)/Mail Date _____ 5) <input type="checkbox"/> Notice of Informal Patent Application 6) <input type="checkbox"/> Other: _____
--	---

DETAILED ACTION

Double Patenting

1. The nonstatutory double patenting rejection is based on a judicially created doctrine grounded in public policy (a policy reflected in the statute) so as to prevent the unjustified or improper timewise extension of the "right to exclude" granted by a patent and to prevent possible harassment by multiple assignees. A nonstatutory obviousness-type double patenting rejection is appropriate where the conflicting claims are not identical, but at least one examined application claim is not patentably distinct from the reference claim(s) because the examined application claim is either anticipated by, or would have been obvious over, the reference claim(s). See, e.g., *In re Berg*, 140 F.3d 1428, 46 USPQ2d 1226 (Fed. Cir. 1998); *In re Goodman*, 11 F.3d 1046, 29 USPQ2d 2010 (Fed. Cir. 1993); *In re Longi*, 759 F.2d 887, 225 USPQ 645 (Fed. Cir. 1985); *In re Van Ornum*, 686 F.2d 937, 214 USPQ 761 (CCPA 1982); *In re Vogel*, 422 F.2d 438, 164 USPQ 619 (CCPA 1970); and *In re Thorington*, 418 F.2d 528, 163 USPQ 644 (CCPA 1969).

A timely filed terminal disclaimer in compliance with 37 CFR 1.321(c) or 1.321(d) may be used to overcome an actual or provisional rejection based on a nonstatutory double patenting ground provided the conflicting application or patent either is shown to be commonly owned with this application, or claims an invention made as a result of activities undertaken within the scope of a joint research agreement.

Effective January 1, 1994, a registered attorney or agent of record may sign a terminal disclaimer. A terminal disclaimer signed by the assignee must fully comply with 37 CFR 3.73(b).

2. Claims 1-15 are rejected on the ground of nonstatutory obviousness-type double patenting as being unpatentable over claims 1-97 of U.S. Patent No. 5,613,751 and claims 1-34 of U.S. Patent No. 7,160,015. Although the conflicting claims are not identical, they are not patentably distinct from each other because applicant merely uses slightly different claim language to claim the same invention.

3. Claims 1-15 are provisionally rejected on the ground of nonstatutory obviousness-type double patenting as being unpatentable over claims 1-8, 10-17, 19-25 and 28-29 of copending Application No. 11/244,473; claims 1-41 of copending application 11/454,822 and claims 1-30 and 32 of copending application 11/245,408. Although the conflicting claims are not identical, they are not patentably distinct from

Art Unit: 2885

each other because applicant merely uses slightly different claim language to claim the same invention.

This is a provisional obviousness-type double patenting rejection because the conflicting claims have not in fact been patented.

Claim Rejections - 35 USC § 103

1. The following is a quotation of 35 U.S.C. 103(a) which forms the basis for all obviousness rejections set forth in this Office action:

(a) A patent may not be obtained though the invention is not identically disclosed or described as set forth in section 102 of this title, if the differences between the subject matter sought to be patented and the prior art are such that the subject matter as a whole would have been obvious at the time the invention was made to a person having ordinary skill in the art to which said subject matter pertains. Patentability shall not be negated by the manner in which the invention was made.

Claims 1-4 and 6-7 are rejected under 35 U.S.C. 103(a) as being unpatentable over Schoniger et al '258 in view of (Kashima et al '928 or Borchardt '309).

Regarding claim 1, Schoniger et al (particularly figure 5) discloses at least a light emitting panel member 10 having a light entrance surface and a light emitting surface, at least one LED light source 15 positioned near or against the light entrance surface, and a tray or housing 20 having a cavity or recess in which the panel member is received, wherein the panel member 10 and the tray or housing acts as an end edge reflector 16 and/or side edge reflector for the panel member to reflect light that would otherwise exit the panel member through an end edge and/or side edge back into the panel member and toward the pattern of light extracting deformities for causing additional light to be emitted from the light emitting surface of the panel member.

Regarding claim 2, the tray or housing has posts, tabs or other structural features 23.

Art Unit: 2885

Regarding claim 3, the posts or other structural features 23 are used to facilitate mounting of the assembly into a larger assembly or device 27. Regarding claim 4, the post or other structural features 23 are used for mounting or providing structural support for at least one 26 other part or component. Regarding claim 6, the other part or component is a printed circuit 26.

Regarding claim 7, as broadly claimed the circuit board is at least somewhat flexible since it is thin.

Claim Rejections - 35 USC § 103

4. The following is a quotation of 35 U.S.C. 103(a) which forms the basis for all obviousness rejections set forth in this Office action:

(a) A patent may not be obtained though the invention is not identically disclosed or described as set forth in section 102 of this title, if the differences between the subject matter sought to be patented and the prior art are such that the subject matter as a whole would have been obvious at the time the invention was made to a person having ordinary skill in the art to which said subject matter pertains. Patentability shall not be negated by the manner in which the invention was made.

Claims 1-15 are rejected under 35 U.S.C. 103(a) as being unpatentable over (Ciupke et al' 354 or Tai et al '276) in view of Schoniger et al '483. (Ciupke et al' 354 or Tai et al '276) discloses the claimed invention except for the teaching of using an LED as the at least one light source. (Ciupke et al' 354 or Tai et al '276) discloses at least a light emitting panel member having a light entrance surface and a light emitting surface, at least one light source positioned near or against the light entrance surface, and a tray or housing (21, 66) having a cavity or recess in which the panel member is received, wherein the panel member and the tray or housing acts as an end edge reflector and/or

side edge reflector for the panel member to reflect light that would otherwise exit the panel member through an end edge and/or side edge back into the panel member and toward the pattern of light extracting deformities for causing additional light to be emitted from the light emitting surface of the panel member.

5. Schoniger et al '483 teaches a light panel which is illuminated by red, green and blue LEDs in order to create efficient white light (see column 2, lines 49-65). It would have been obvious to one skilled in the art at the time the invention was made to substitute LEDs of Schoniger et al '483 for the light sources of (Tai et al '276 or Ciupke et al) in order to provide a more efficient, longer lasting and power saving white light source.

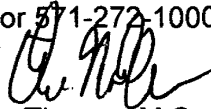
Conclusion

Any inquiry concerning this communication or earlier communications from the examiner should be directed to Thomas M. Sember whose telephone number is 571-272-2381. The examiner can normally be reached on M-F 9 a.m.- 5.30 p.m..

If attempts to reach the examiner by telephone are unsuccessful, the examiner's supervisor, Jong Suk (James) Lee can be reached on 571-272-7044. The fax phone number for the organization where this application or proceeding is assigned is 571-273-8300.

Art Unit: 2885

Information regarding the status of an application may be obtained from the Patent Application Information Retrieval (PAIR) system. Status information for published applications may be obtained from either Private PAIR or Public PAIR. Status information for unpublished applications is available through Private PAIR only. For more information about the PAIR system, see <http://pair-direct.uspto.gov>. Should you have questions on access to the Private PAIR system, contact the Electronic Business Center (EBC) at 866-217-9197 (toll-free). If you would like assistance from a USPTO Customer Service Representative or access to the automated information system, call 800-786-9199 (IN USA OR CANADA) or 571-272-1000.



Thomas M Sember
Primary Examiner
Art Unit 2885

Form PTO-1449 (Modified)		Atty Docket No. GLOLP0108USAE	Serial No. 11/378,080
LIST OF PATENTS AND PUBLICATIONS FOR APPLICANT'S INFORMATION DISCLOSURE STATEMENT (Use several sheets if necessary)		Applicant: Jeffery R. Parker	
		Filing Date March 17, 2006	Group 2875 2885

U.S. PATENT DOCUMENTS

Examiner Initial	Document Number	Date (MM/YYYY)	Name	Class	Sub-class	Filing Date if Appropriate
47	2,480,178	8/1949	Zinberg			
	3,043,947	7/1962	Albinger, Jr.			
	3,328,570	6/1967	Balchunas			
	3,241,256	3/1966	Viret et al			
	3,721,815	3/1973	Wall			
	3,752,974	8/1973	Baker et al			
	3,760,179	9/1973	Addington, Jr.			
	3,781,537	12/1973	Ramsey			
	3,892,959	7/1975	Pulles			
	3,958,113	5/1976	Termohlen			
	4,043,636	8/1977	Eberhardt et al			
	4,128,332	12/1978	Rowe			
	4,257,084	3/1981	Reynolds			
	4,277,817	7/1981	Hehr			
	4,323,951	4/1982	Pasco			
	4,373,282	2/1983	Wragg			
	4,446,508	5/1984	Kinzie			
	4,519,017	5/1985	Daniel			
	4,573,766	3/1986	Bournay, Jr. et al			
	4,630,895	12/1986	Abdala, Jr., et al			
	4,648,690	3/1987	Ohe			
	4,677,531	6/1987	Szeles			
	4,714,983	12/1987	Lang			
	4,729,067	3/1988	Ohe			
	4,729,068	3/1988	Ohe			

Examiner Initial	Document Number	Date (MM/YYYY)	Name	Class	Sub-class	Filing Date if Appropriate
<i>GA</i>	4,729,185	3/1988	Baba	_____	_____	
	4,751,615	6/1988	Abrams	_____	_____	
	4,761,047	8/1988	Mori	_____	_____	
	4,763,984	8/1988	Awai et al	_____	_____	
	4,765,701	8/1988	Cheslak	_____	_____	
	4,791,540	12/1988	Dreyer, Jr. et al	_____	_____	
	4,802,066	1/1989	Mori	_____	_____	
	4,811,507	3/1989	Blanchet	_____	_____	
	4,825,341	4/1989	Awai	_____	_____	
	4,890,201	12/1989	Joft	_____	_____	
	4,909,604	3/1990	Kobayashi et al	_____	_____	
	4,914,553	4/1990	Hamada et al	_____	_____	
	4,929,062	5/1990	Guzik et al	_____	_____	
	4,974,122	11/1990	Shaw	_____	_____	
	4,975,808	12/1990	Bond et al	_____	_____	
	4,978,952	12/1990	Irwin	_____	_____	
	4,985,809	1/1991	Matsui et al	_____	_____	
	5,005,108	4/1991	Pristash et al	_____	_____	
	5,027,258	6/1991	Schoniger et al	_____	_____	
	5,055,978	10/1991	Rogoff	_____	_____	
	5,070,431	12/1991	Kitazawa et al	_____	_____	
	5,093,765	3/1992	Kashima et al	_____	_____	
	5,134,549	7/1992	Yokoyama	_____	_____	
	5,136,483	8/1992	Schoniger et al	_____	_____	
	5,136,480	8/1992	Pristash et al	_____	_____	
	5,190,370	3/1993	Miller et al	_____	_____	
	5,207,493	5/1993	Murase et al	_____	_____	
	5,243,506	9/1993	Whitehead	_____	_____	
	5,262,928	11/1993	Kashima et al	_____	_____	
	5,283,673	2/1994	Murase et al	_____	_____	
	5,339,179	8/1994	Rudisill et al	_____	_____	
	5,349,503	9/1994	Blonder et al	_____	_____	

Examiner Initial	Document Number	Date (MM/YYYY)	Name	Class	Sub-class	Filing Date if Appropriate
<i>JS</i>	5,375,043	12/1994	Tokunaga	<i>1</i>	<i>1</i>	
	5,377,084	12/1994	Kojima et al	<i>1</i>	<i>1</i>	
	5,390,085	2/1995	Mari-Roca et al	<i>1</i>	<i>1</i>	
	5,390,436	2/1995	Ashall	<i>1</i>	<i>1</i>	
	5,394,308	2/1995	Watanabe et al	<i>1</i>	<i>1</i>	
	5,467,208	11/1995	Kokawa et al	<i>1</i>	<i>1</i>	
	5,467,417	11/1995	Nakamura et al	<i>1</i>	<i>1</i>	
	5,477,423	12/1995	Fredriksz et al	<i>1</i>	<i>1</i>	
	5,479,275	12/1995	Abileah	<i>1</i>	<i>1</i>	
	5,485,291	1/1996	Qiao et al	<i>1</i>	<i>1</i>	
	5,600,455	2/1997	Ishikawa et al	<i>1</i>	<i>1</i>	
	5,719,649	2/1998	Shono et al	<i>1</i>	<i>1</i>	
	5,947,578	9/1999	Ayres	<i>1</i>	<i>1</i>	
	5,999,685	12/1999	Goto et al	<i>1</i>	<i>1</i>	

FOREIGN PATENT DOCUMENTS

Examiner Initial	Document Number	Date (MM/YYYY)	Country	Class	Sub-class	Translation	
						Yes	No

OTHER ART

Examiner Initial	Author, Title, Date, Pertinent Pages, etc.

EXAMINER <i>Thomas Sember</i>	DATE CONSIDERED <i>08/24/07</i>
-------------------------------	---------------------------------

EXAMINER: Initial if reference considered, whether or not citation is in conformance with MPEP 609; Draw line through citation if not in conformance and not considered. Include copy of this form with next communication to applicant.

Information Disclosure Statement PTO-1449 (Modified)

The identification of any reference is not intended to be, and should not be understood as being, an admission that such publication, in fact, constitutes "prior art" within the meaning of applicable law since, for example, a given reference may have a later effective date than first seems apparent or the reference may have an effective date which can be antedated. The "prior art" status of any reference is a matter to be resolved during prosecution.

Z:\SEC177\GLOLP108USAE\IDS-1449.wpd (IDS1449.FRM) (2/97)

Notice of References Cited	Application/Control No. 11/378,080	Applicant(s)/Patent Under Reexamination PARKER, JEFFERY R.	
	Examiner Thomas M. Sember	Art Unit 2885	Page 1 of 1

U.S. PATENT DOCUMENTS

*		Document Number Country Code-Number-Kind Code	Date MM-YYYY	Name	Classification
*	A	US-5,390,276	02-1995	Tai et al.	385/146
*	B	US-5,485,354	01-1996	Ciupke et al.	362/619
	C	US-			
	D	US-			
	E	US-			
	F	US-			
	G	US-			
	H	US-			
	I	US-			
	J	US-			
	K	US-			
	L	US-			
	M	US-			

FOREIGN PATENT DOCUMENTS

*		Document Number Country Code-Number-Kind Code	Date MM-YYYY	Country	Name	Classification
	N					
	O					
	P					
	Q					
	R					
	S					
	T					

NON-PATENT DOCUMENTS

*		Include as applicable: Author, Title Date, Publisher, Edition or Volume, Pertinent Pages)
	U	
	V	
	W	
	X	

*A copy of this reference is not being furnished with this Office action. (See MPEP § 707.05(a).)
Dates in MM-YYYY format are publication dates. Classifications may be US or foreign.

Index of Claims



Application/Control No.

11/378,080

Examiner

Thomas M. Sember

Applicant(s)/Patent under Reexamination

PARKER, JEFFERY R.

Art Unit

2885

✓	Rejected
=	Allowed

-	(Through numeral) Cancelled
+	Restricted

N	Non-Elected
I	Interference

A	Appeal
O	Objected

Claim		Date	
Final	Original		
	1045/80		
	1		
	2		
	3		
	4		
	5		
	6		
	7		
	8		
	9		
	10		
	11		
	12		
	13		
	14		
	15		
	16		
	17		
	18		
	19		
	20		
	21		
	22		
	23		
	24		
	25		
	26		
	27		
	28		
	29		
	30		
	31		
	32		
	33		
	34		
	35		
	36		
	37		
	38		
	39		
	40		
	41		
	42		
	43		
	44		
	45		
	46		
	47		
	48		
	49		
	50		

Claim		Date	
Final	Original		
	51		
	52		
	53		
	54		
	55		
	56		
	57		
	58		
	59		
	60		
	61		
	62		
	63		
	64		
	65		
	66		
	67		
	68		
	69		
	70		
	71		
	72		
	73		
	74		
	75		
	76		
	77		
	78		
	79		
	80		
	81		
	82		
	83		
	84		
	85		
	86		
	87		
	88		
	89		
	90		
	91		
	92		
	93		
	94		
	95		
	96		
	97		
	98		
	99		
	100		

Claim		Date	
Final	Original		
	101		
	102		
	103		
	104		
	105		
	106		
	107		
	108		
	109		
	110		
	111		
	112		
	113		
	114		
	115		
	116		
	117		
	118		
	119		
	120		
	121		
	122		
	123		
	124		
	125		
	126		
	127		
	128		
	129		
	130		
	131		
	132		
	133		
	134		
	135		
	136		
	137		
	138		
	139		
	140		
	141		
	142		
	143		
	144		
	145		
	146		
	147		
	148		
	149		
	150		

Search Notes



Application/Control No.

11/378,080

Examiner

Thomas M. Sember

Applicant(s)/Patent under Reexamination

PARKER, JEFFERY R.

Art Unit

2885

SEARCHED

Class	Subclass	Date	Examiner
362	231	08/09/07	JM
	800		
	27		
	619		
	613		
	612		
	620		
	608		
	609		
	621		
	600		
	632		
	634		
	26		

INTERFERENCE SEARCHED

Class	Subclass	Date	Examiner

SEARCH NOTES (INCLUDING SEARCH STRATEGY)


	DATE	EXMR
Did prior search on all parent applications	08/10/07	JM
Did text search + classification search	↓	↓

CERTIFICATE OF MAILING OR ELECTRONIC TRANSMISSION

I hereby certify that this paper (along with any paper referred to as being attached or enclosed) is _____ being deposited with the United States Postal Service on the date shown below with sufficient postage as first class mail in an envelope addressed to: Mail Stop __, Commissioner for Patents, P.O. Box 1450, Alexandria, Virginia 22313-1450.

☒ **X** being transmitted via the USPTO Electronic Filing System.

Date: November 28, 2007



Jeanne Murphy

IN THE UNITED STATES PATENT AND TRADEMARK OFFICE

Attorney Docket GLOLP0108USAE

In re PATENT application of

Jeffery R. Parker

Serial No. 11/378,080

Confirmation No. 8860

Filed March 17, 2006

For: LIGHT EMITTING PANEL ASSEMBLIES

Art Unit 2885

Thomas M. Sember, Examiner

REPLY TO OFFICE ACTION OF AUGUST 28, 2007

Commissioner for Patents
PO Box 1450
Alexandria, Virginia 22313-1450

Sir:

In reply to the Office Action of August 28, 2007, please amend the above-identified application as follows:

Amendments to the Claims are reflected in the listing of claims which begins on page 2 of this paper.

Remarks/Arguments begin on page 5 of this paper.

Amendments to the Claims:

This listing of claims will replace all prior versions, and listings, of claims in the application:

Listing of Claims:

1. (currently amended): A light emitting panel assembly comprising at least a light emitting panel member having a light entrance surface and a light emitting surface, at least one LED light source positioned near or against the light entrance surface, and a tray or housing having a cavity or recess in which the panel member is entirely received, wherein the panel member has a pattern of light extracting deformities on or in at least one surface to cause light to be emitted from the light emitting surface of the panel member, and the tray or housing ~~acts as an~~ includes end walls and side walls that act as end edge reflector ~~and/or side edge reflector~~ reflectors and side edge reflectors for the panel member to reflect light that would otherwise exit the panel member through an end edge and/or side edge back into the panel member and toward the pattern of light extracting deformities for causing additional light to be emitted from the light emitting surface of the panel member.

2. (original): The assembly of claim 1 wherein the tray or housing has posts, tabs or other structural features.

3. (currently amended): The assembly of claim 2 wherein the posts or other structural features ~~are used to facilitate~~ provide a mount for mounting of the assembly into a larger assembly or device.

4. (currently amended): The assembly of claim 2 wherein the posts or other structural features ~~are used for mounting or providing~~ provide a mount or structural support for at least one other part or component.

5. (original): The assembly of claim 4 wherein the other part or component is a liquid crystal display.

6. (original): The assembly of claim 4 wherein the other part or component is a printed circuit.

7. (cancelled)

8. (currently amended): The assembly of claim 1 wherein the tray or housing ~~also~~ includes a bottom wall that acts as a back reflector for the panel member.

9. (currently amended): The assembly of claim 1 wherein the tray or housing provides a support for supporting and/or ~~positions~~ positioning a film near the panel member.

10. (cancelled)

11. (currently amended): The assembly of claim 9 wherein the film is at least one of a diffuser and a brightness enhancing film.

12. (cancelled)

13. (original): The assembly of claim 1 further comprising a film positioned near the light emitting surface of the panel member for changing the output ray angle distribution of the emitted light to fit a particular application.

14. (cancelled)

15. (original): The assembly of claim 1 wherein the light entrance surface is faceted to alter the light output distribution of the LED as the light enters the panel member.

16. (new): A backlight assembly comprising a panel having a light emitting area for illuminating a display panel, the panel having at least one of a tab, hole, cavity, or protrusion, and a tray for holding the panel, an additional component overlaying the panel, wherein the at least one of a tab, hole, cavity, or protrusion positions at least one of the tray or the additional component relative to the panel.

17. (new): The assembly of claim 16 wherein the tray includes at least one of a recess or cavity for positioning the panel entirely within the recess or cavity.

18. (new): The assembly of claim 16 wherein the at least one of a tab, hole, cavity, or protrusion holds the additional component away from the panel to create an air gap between the panel and the additional component.

19. (new): The assembly of claim 18 wherein the protrusion is molded into the panel and extends outward therefrom.

20. (new): The assembly of claim 19 wherein the protrusion comprises a post extending outward from the panel.

21. (new): The assembly of claim 16 wherein the additional component is a display panel.

22. (new): The assembly of claim 16 wherein the additional component is a film or substrate.

23. (new): The assembly of claim 16 further comprising a light source positioned relative to the panel by the at least one of a tab, hole, cavity, or protrusion.

24. (new): The assembly of claim 23 wherein the light source has a tab and the panel has a recess to receive the tab of the light source.

REMARKS/ARGUMENTS

Claims 1-6, 8, 9, 11, 13 and 15-24 are pending in the application, claims 1 and 16 being independent. Claims 7, 10, 12 and 14 have been cancelled. Claims 1, 3, 4, 8, 9 and 11 have been amended. Claims 16-24 have been added.

Claims 1-6, 8, 9, 11, 13 and 15 are rejected on the ground of nonstatutory obviousness-type double patenting as being unpatentable over claims 1-97 of US Patent 5,613,751 and claims 1-34 of US Patent 7,160,015. According to the Examiner, although the conflicting claims are not identical, they are not patentably distinct from each other because applicant merely uses slightly different claim language to claim the same invention.

Applicant respectfully disagrees with this rejection. Nevertheless, a terminal disclaimer in compliance with 37 CFR 1.321(c) is filed herewith to overcome the nonstatutory double patenting rejection based on US Patents 5,613,751 and 7,160,015.

Claims 1-6, 8, 9, 11, 13 and 15 are also provisionally rejected on the ground of nonstatutory obviousness-type double patenting as being unpatentable over claims 1-8, 10-17, 19-25 and 28-29 of copending Application No. 11/244,473; claims 1-41 of copending Application No. 11/454,822 and claims 1-30 and 32 of copending Application No. 11/245,408. According to the Examiner, although the conflicting claims are not identical, they are not patentably distinct from each other because applicant merely uses slightly different claim language to claim the same invention.

Application No. 11/244,473 is abandoned. Accordingly, withdrawal of the provisional nonstatutory obviousness-type double patenting rejection based on Application No. 11/244,473 is respectfully requested.

Moreover, applicant respectfully disagrees with the provisional nonstatutory obviousness-type double patenting rejection based on copending Application Nos. 11/454,822 and 11/245,408. Nevertheless, a provisional terminal disclaimer in compliance with 37 CFR 1.321(d) is filed herewith to overcome this provisional nonstatutory double patenting rejection based on copending Application Nos. 11/454,822 and 11/245,408.

Claims 1-4 and 6 are rejected under 35 U.S.C. § 103(a) as being unpatentable over Schoniger et al (US Patent 5,027,258) in view of Kashima et al (US Patent 5,262,928) or Borchardt (US Patent 5,381,309).

Regarding claim 1, the Examiner contends Schoniger et al (particularly Fig. 5) discloses at least a light emitting panel member 10 having a light entrance surface and a light emitting surface, at least one LED light source 15 positioned near or against the light entrance surface, and a tray or housing 20 having a cavity or recess in which the panel member is received, wherein the panel member 10 and the tray or housing acts as an end edge reflector 16 and/or side edge reflector for the panel member to reflect light that would otherwise exit the panel member through an end edge and/or side edge back into the panel member and toward the pattern of light extracting deformities for causing additional light to be emitted from the light emitting surface of the panel member. However, it is respectfully submitted that the reflecting layer 16 of Schoniger is provided on the external surfaces of the light guide batten 12 at one end of the light guide panel 10 to redirect the light from the LED 15 that is received in a blind hole 14 in the batten 12 into the end of the light guide panel 10 that is set in the groove 11 in the batten. The so-called tray or housing 20 of Schoniger does not include end walls and

side walls that act as end edge reflectors and side edge reflectors for a panel member entirely received in a cavity or recess in the tray or housing to reflect light that would otherwise exit the panel member through an end edge and/or side edge of the panel member back into the panel member as recited in claim 1 as amended. Accordingly, claim 1 is submitted as clearly allowable over these references.

The Examiner's attention is invited to an Office Action in a related US Application Serial No. 11/244,544 and any replies filed therein. The Examiner in that application, Thomas Sember, is also the Examiner in this application.

Claims 1-4 and 6 depend from claim 1 and are submitted as allowable for substantially the same reasons.

Claims 1-6, 8, 9, 11, 13 and 15 are rejected under 35 U.S.C. § 103(a) as being unpatentable over Ciupke (US Patent 5,485,354) or Tai et al (US Patent 5,390,276) in view of Schoniger et al (US Patent 5,136,483). According to the Examiner, the light source 21 of Ciupke et al and light source fixture 66 of Tai et al comprise a tray or housing having a cavity or recess in which the panel member is received, and acts as an end edge reflector and/or side edge reflector for the panel member. Applicant disagrees. Moreover, the light source 21 of Ciupke et al and light source fixture 66 of Tai et al do not have a cavity or recess in which the panel member is entirely received or end walls and side walls that act as end edge reflectors and side edge reflectors for the panel member as recited in claim 1 as amended. Accordingly, claim 1 is submitted as allowable over these references.

Claims 2-6, 8, 9, 11, 13 and 15 depend from claim 1 and are submitted as allowable for substantially the same reasons. Moreover, claims 8-11 and 15 further

patentably distinguish over the cited references, claim 8 by reciting that the tray or housing includes a bottom wall that acts as a back reflector for the panel member; claims 9-11 by reciting that the tray or housing provides a support for supporting and/or positioning a film such as a diffuser or a brightness enhancing film near the panel member; and claim 15 by reciting that the light entrance surface is faceted to alter the light output distribution of the LED as the light enters the panel member.

Claim 16 is directed to a backlight assembly including, *inter alia*, a tray for holding a light emitting panel having at least one of a tab, hole, cavity, or protrusion, and an additional component overlying the panel, wherein at least one of the tab, hole, cavity, or protrusion positions at least one of the tray or the additional component relative to the panel. It is not seen wherein any of the cited references discloses or suggests such a backlight assembly. Accordingly, claim 16 is submitted as allowable over the cited references.

Claims 17-24 depend from claim 16 and further patentably distinguish over the cited references, claim 17 by reciting that the tray includes at least one of a recess or cavity for positioning the panel entirely within the recess or cavity; claims 18-20 by reciting that the at least one tab, hole, cavity, or protrusion holds the additional component away from the panel to create an air gap between the panel and the additional component; claims 21 and 22 by reciting that the additional component is a display panel or film or substrate; claim 23 by reciting a light source positioned relative to the panel by at least one of the tab, hole, cavity, or protrusion; and claim 24 by reciting that the light source has a tab and the panel has a recess for receiving the tab of the light source.

For the foregoing reasons, this application is now believed to be in condition for final allowance of all of the pending claims 1-6, 8, 9, 11, 13 and 15-24, and early action to that end is earnestly solicited.

In the event an extension of time is necessary, this should be considered a petition for such an extension. If required, fees are enclosed for the extension of time and/or for the presentation of new and/or amended claims. In the event any additional fees are due in connection with the filing of this reply, the Commissioner is authorized to charge those fees to our Deposit Account No. 18-0988 (Attorney Docket GLOLP0108USAE).

Respectfully submitted,

RENNER, OTTO, BOISSELLE & SKLAR, LLP

By 

Donald L. Otto
Registration No. 22,125

1621 Euclid Avenue
Nineteenth Floor
Cleveland, Ohio 44115-2191
Telephone: 216-621-1113
Facsimile: 216-621-6165
E-mail: dotto@rennerotto.com

Z:\SEC177\GLOLP108USAE\REPLY TO OA OF 8-28-07.doc

Electronic Patent Application Fee Transmittal				
Application Number:		11378080		
Filing Date:		17-Mar-2006		
Title of Invention:		Light emitting panel assemblies		
First Named Inventor/Applicant Name:		Jeffery R. Parker		
Filer:		Donald L. Otto/Jeanne Murphy		
Attorney Docket Number:		GLOLP0108USAE		
Filed as Large Entity				
Utility Filing Fees				
Description	Fee Code	Quantity	Amount	Sub-Total in USD(\$)
Basic Filing:				
Pages:				
Claims:				
Miscellaneous-Filing:				
Petition:				
Patent-Appeals-and-Interference:				
Post-Allowance-and-Post-Issuance:				
Statutory disclaimer	1814	2	130	260
Extension-of-Time:				

MBI_000080

Description	Fee Code	Quantity	Amount	Sub-Total in USD(\$)
Miscellaneous:				
Total in USD (\$)				260

Electronic Acknowledgement Receipt

EFS ID:	2517577
Application Number:	11378080
International Application Number:	
Confirmation Number:	8860
Title of Invention:	Light emitting panel assemblies
First Named Inventor/Applicant Name:	Jeffery R. Parker
Customer Number:	23908
Filer:	Donald L. Otto/Jeanne Murphy
Filer Authorized By:	Donald L. Otto
Attorney Docket Number:	GLOLP0108USAE
Receipt Date:	28-NOV-2007
Filing Date:	17-MAR-2006
Time Stamp:	12:04:27
Application Type:	Utility under 35 USC 111(a)

Payment information:

Submitted with Payment	yes
Payment Type	Credit Card
Payment was successfully received in RAM	\$260
RAM confirmation Number	6561
Deposit Account	
Authorized User	

File Listing:

Document Number	Document Description	File Name	File Size(Bytes) /Message Digest	Multi Part /.zip	Pages (if appl.)
-----------------	----------------------	-----------	----------------------------------	------------------	------------------

MBI_000082

1	Terminal Disclaimer Filed	GLOLP0108USAEtdapplications.pdf	73911	no	1
			f057c59116f557128c0ba7c2551fb66a7ff31442		
Warnings:					
Information:					
2	Terminal Disclaimer Filed	GLOLP0108USAEtdpatents.pdf	67804	no	1
			c025c485ed49952cd9d550adf2af374dc21d74fb6		
Warnings:					
Information:					
3		GLOLP0108USAEreply.pdf	312954	yes	9
			06270440de68f3eb816c45ed2d037710252e68af		
	Multipart Description/PDF files in .zip description				
	Document Description		Start	End	
	Amendment - After Non-Final Rejection		1	1	
	Claims		2	4	
	Applicant Arguments/Remarks Made in an Amendment		5	9	
Warnings:					
Information:					
4	Fee Worksheet (PTO-06)	fee-info.pdf	8139	no	2
			1a0e89e9e7a04afc4b36ff5ccc493432a171049f		
Warnings:					
Information:					
Total Files Size (in bytes):			462808		

This Acknowledgement Receipt evidences receipt on the noted date by the USPTO of the indicated documents, characterized by the applicant, and including page counts, where applicable. It serves as evidence of receipt similar to a Post Card, as described in MPEP 503.

New Applications Under 35 U.S.C. 111

If a new application is being filed and the application includes the necessary components for a filing date (see 37 CFR 1.53(b)-(d) and MPEP 506), a Filing Receipt (37 CFR 1.54) will be issued in due course and the date shown on this Acknowledgement Receipt will establish the filing date of the application.

National Stage of an International Application under 35 U.S.C. 371

If a timely submission to enter the national stage of an international application is compliant with the conditions of 35 U.S.C. 371 and other applicable requirements a Form PCT/DO/EO/903 indicating acceptance of the application as a national stage submission under 35 U.S.C. 371 will be issued in addition to the Filing Receipt, in due course.

New International Application Filed with the USPTO as a Receiving Office

If a new international application is being filed and the international application includes the necessary components for an international filing date (see PCT Article 11 and MPEP 1810), a Notification of the International Application Number and of the International Filing Date (Form PCT/RO/105) will be issued in due course, subject to prescriptions concerning national security, and the date shown on this Acknowledgement Receipt will establish the international filing date of the application.

Under the Paperwork Reduction Act of 1995, no persons are required to respond to a collection of information unless it displays a valid OMB control number.

**TERMINAL DISCLAIMER TO OBVIATE A PROVISIONAL DOUBLE PATENTING
REJECTION OVER A PENDING "REFERENCE" APPLICATION**

Docket Number (Optional)

GLOLP0108USAE

In re Application of: Jeffery R. Parker

Application No.: 11/378,080

Filed: March 17, 2006

For: LIGHT EMITTING PANEL ASSEMBLIES

The owner*, Solid State Opto Limited, of 100 percent interest in the instant application hereby disclaims, except as provided below, the terminal part of the statutory term of any patent granted on the instant application which would extend beyond the expiration date of the full statutory term of any patent granted on pending **reference** Application Number(s) 11/454,822, filed 6/16/06 and 11/245,408, filed 10/6/05, as such term is defined in 35 U.S.C. 154 and 173, and as the term of any patent granted on said **reference** applications may be shortened by any terminal disclaimer filed prior to the grant of any patent on the pending **reference** applications. The owner hereby agrees that any patent so granted on the instant application shall be enforceable only for and during such period that it and any patent granted on the **reference** applications are commonly owned. This agreement runs with any patent granted on the instant application and is binding upon the grantee, its successors or assigns.


In making the above disclaimer, the owner does not disclaim the terminal part of any patent granted on the instant application that would extend to the expiration date of the full statutory term as defined in 35 U.S.C. 154 and 173 of any patent granted on said **reference** applications, "as the term of any patent granted on said **reference** applications may be shortened by any terminal disclaimer filed prior to the grant of any patent on the pending **reference** applications", in the event that: any such patent: granted on the pending **reference** applications: expires for failure to pay a maintenance fee, is held unenforceable, is found invalid by a court of competent jurisdiction, is statutorily disclaimed in whole or terminally disclaimed under 37 CFR 1.321, has all claims canceled by a reexamination certificate, is reissued, or is in any manner terminated prior to the expiration of its full statutory term as shortened by any terminal disclaimer filed prior to its grant.

Check either box 1 or 2 below, if appropriate.

1. ☐ For submissions on behalf of a business/organization (e.g., corporation, partnership, university, government agency, etc.), the undersigned is empowered to act on behalf of the business/organization.

I hereby declare that all statements made herein of my own knowledge are true and that all statements made on information and belief are believed to be true; and further that these statements were made with the knowledge that willful false statements and the like so made are punishable by fine or imprisonment, or both, under Section 1001 of Title 18 of the United States Code and that such willful false statements may jeopardize the validity of the application or any patent issued thereon.

2. ☒ The undersigned is an attorney or agent of record. Reg. No. 22,125



Signature

11/28/07

Date

Donald L. Otto

Typed or printed name

216-621-1113
Telephone Number

- ☒ Terminal disclaimer fee under 37 CFR 1.20(d) is included.

WARNING: Information on this form may become public. Credit card information should not be included on this form. Provide credit card information and authorization on PTO-2038.

*Statement under 37 CFR 3.73(b) is required if terminal disclaimer is signed by the assignee (owner).
Form PTO/SB/96 may be used for making this statement. See MPEP § 324.

This collection of information is required by 37 CFR 1.321. The information is required to obtain or retain a benefit by the public which is to file (and by the USPTO to process) an application. Confidentiality is governed by 35 U.S.C. 122 and 37 CFR 1.11 and 1.14. This collection is estimated to take 12 minutes to complete, including gathering, preparing, and submitting the completed application form to the USPTO. Time will vary depending upon the individual case. Any comments on the amount of time you require to complete this form and/or suggestions for reducing this burden, should be sent to the Chief Information Officer, U.S. Patent and Trademark Office, U.S. Department of Commerce, P.O. Box 1450, Alexandria, VA 22313-1450. DO NOT SEND FEES OR COMPLETED FORMS TO THIS ADDRESS. SEND TO: Commissioner for Patents, P.O. Box 1450, Alexandria, VA 22313-1450.

If you need assistance in completing the form, call 1-800-PTO-9199 and select option 2.

**TERMINAL DISCLAIMER TO OBTAIN A DOUBLE PATENTING
REJECTION OVER A "PRIOR" PATENT**

Docket Number (Optional)

GLOLP0108USAE

In re Application of: Jeffery R. Parker

Application No.: 11/378,080

Filed: March 17, 2006

For: LIGHT EMITTING PANEL ASSEMBLIES

The owner*, Solid State Opto Limited, of 100 percent interest in the instant application hereby disclaims, except as provided below, the terminal part of the statutory term of any patent granted on the instant application which would extend beyond the expiration date of the full statutory term of **prior patent Nos. 5,613,751 and 7,160,015** as the term of said **prior patents** is defined in 35 U.S.C. 154 and 173, and as the term of said **prior patents** is presently shortened by any terminal disclaimer. The owner hereby agrees that any patent so granted on the instant application shall be enforceable only for and during such period that it and the **prior patents** are commonly owned. This agreement runs with any patent granted on the instant application and is binding upon the grantee, its successors or assigns.

In making the above disclaimer, the owner does not disclaim the terminal part of the term of any patent granted on the instant application that would extend to the expiration date of the full statutory term as defined in 35 U.S.C. 154 and 173 of the **prior patents**, "as the term of said **prior patents** is presently shortened by any terminal disclaimer", in the event that said **prior patents** later:

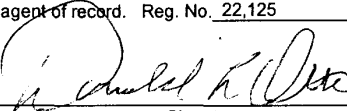
expire for failure to pay a maintenance fee;
are held unenforceable;
are found invalid by a court of competent jurisdiction;
are statutorily disclaimed in whole or terminally disclaimed under 37 CFR 1.321;
have all claims canceled by a reexamination certificate;
are reissued; or
are in any manner terminated prior to the expiration of their full statutory term as presently shortened by any terminal disclaimer.

Check either box 1 or 2 below, if appropriate.

1. ☐ For submissions on behalf of a business/organization (e.g., corporation, partnership, university, government agency, etc.), the undersigned is empowered to act on behalf of the business/organization.

I hereby declare that all statements made herein of my own knowledge are true and that all statements made on information and belief are believed to be true; and further that these statements were made with the knowledge that willful false statements and the like so made are punishable by fine or imprisonment, or both, under Section 1001 of Title 18 of the United States Code and that such willful false statements may jeopardize the validity of the application or any patent issued thereon.

2. ☒ The undersigned is an attorney or agent of record. Reg. No. 22,125



Signature

11/28/07

Date

Donald L. Otto

Typed or printed name

216-621-1113

Telephone Number

- ☒ Terminal disclaimer fee under 37 CFR 1.20(d) included.

WARNING: Information on this form may become public. Credit card information should not be included on this form. Provide credit card information and authorization on PTO-2038.

*Statement under 37 CFR 3.73(b) is required if terminal disclaimer is signed by the assignee (owner).
Form PTO/SB/96 may be used for making this certification. See MPEP § 324.

This collection of information is required by 37 CFR 1.321. The information is required to obtain or retain a benefit by the public which is to file (and by the USPTO to process) an application. Confidentiality is governed by 35 U.S.C. 122 and 37 CFR 1.11 and 1.14. This collection is estimated to take 12 minutes to complete, including gathering, preparing, and submitting the completed application form to the USPTO. Time will vary depending upon the individual case. Any comments on the amount of time you require to complete this form and/or suggestions for reducing this burden, should be sent to the Chief Information Officer, U.S. Patent and Trademark Office, U.S. Department of Commerce, P.O. Box 1450, Alexandria, VA 22313-1450. DO NOT SEND FEES OR COMPLETED FORMS TO THIS ADDRESS. SEND TO: Commissioner for Patents, P.O. Box 1450, Alexandria, VA 22313-1450.

If you need assistance in completing the form, call 1-800-PTO-9199 and select option 2.

Under the Paperwork Reduction Act of 1995, no persons are required to respond to a collection of information unless it displays a valid OMB control number.

PATENT APPLICATION FEE DETERMINATION RECORD Substitute for Form PTO-875					Application or Docket Number 11/378,080		Filing Date 03/17/2006		<input type="checkbox"/> To be Mailed	
APPLICATION AS FILED – PART I										
(Column 1)			(Column 2)			SMALL ENTITY <input type="checkbox"/> OR		OTHER THAN SMALL ENTITY		
FOR	NUMBER FILED	NUMBER EXTRA	RATE (\$)	FEE (\$)		RATE (\$)	FEE (\$)			
<input type="checkbox"/> BASIC FEE (37 CFR 1.16(a), (b), or (c))	N/A	N/A	N/A			N/A				
<input type="checkbox"/> SEARCH FEE (37 CFR 1.16(k), (i), or (m))	N/A	N/A	N/A			N/A				
<input type="checkbox"/> EXAMINATION FEE (37 CFR 1.16(o), (p), or (q))	N/A	N/A	N/A			N/A				
TOTAL CLAIMS (37 CFR 1.16(i))	minus 20 =	*	X \$ =		OR	X \$ =				
INDEPENDENT CLAIMS (37 CFR 1.16(h))	minus 3 =	*	X \$ =			X \$ =				
<input type="checkbox"/> APPLICATION SIZE FEE (37 CFR 1.16(s))	If the specification and drawings exceed 100 sheets of paper, the application size fee due is \$250 (\$125 for small entity) for each additional 50 sheets or fraction thereof. See 35 U.S.C. 41(a)(1)(G) and 37 CFR 1.16(s).									
<input type="checkbox"/> MULTIPLE DEPENDENT CLAIM PRESENT (37 CFR 1.16(j))										
* If the difference in column 1 is less than zero, enter "0" in column 2.										
APPLICATION AS AMENDED – PART II										
(Column 1)			(Column 2)			SMALL ENTITY OR		OTHER THAN SMALL ENTITY		
AMENDMENT	11/28/2007	CLAIMS REMAINING AFTER AMENDMENT		HIGHEST NUMBER PREVIOUSLY PAID FOR	PRESENT EXTRA	RATE (\$)	ADDITIONAL FEE (\$)		RATE (\$)	ADDITIONAL FEE (\$)
	Total (37 CFR 1.16(i))	* 20	Minus	** 20	= 0	X \$ =		OR	X \$50=	0
	Independent (37 CFR 1.16(h))	* 2	Minus	***3	= 0	X \$ =		OR	X \$210=	0
	<input type="checkbox"/> Application Size Fee (37 CFR 1.16(s))									
	<input type="checkbox"/> FIRST PRESENTATION OF MULTIPLE DEPENDENT CLAIM (37 CFR 1.16(j))									
	TOTAL ADD'L FEE									
(Column 1) (Column 2) (Column 3)										
AMENDMENT		CLAIMS REMAINING AFTER AMENDMENT		HIGHEST NUMBER PREVIOUSLY PAID FOR	PRESENT EXTRA	RATE (\$)	ADDITIONAL FEE (\$)		RATE (\$)	ADDITIONAL FEE (\$)
	Total (37 CFR 1.16(i))	*	Minus	**	=	X \$ =		OR	X \$ =	
	Independent (37 CFR 1.16(h))	*	Minus	***	=	X \$ =		OR	X \$ =	
	<input type="checkbox"/> Application Size Fee (37 CFR 1.16(s))									
	<input type="checkbox"/> FIRST PRESENTATION OF MULTIPLE DEPENDENT CLAIM (37 CFR 1.16(j))									
	TOTAL ADD'L FEE									
(Column 1) (Column 2) (Column 3)										
* If the entry in column 1 is less than the entry in column 2, write "0" in column 3.										
** If the "Highest Number Previously Paid For" IN THIS SPACE is less than 20, enter "20".										
*** If the "Highest Number Previously Paid For" IN THIS SPACE is less than 3, enter "3".										
The "Highest Number Previously Paid For" (Total or Independent) is the highest number found in the appropriate box in column 1.										
Legal Instrument Examiner: brown s. charrissa										

This collection of information is required by 37 CFR 1.16. The information is required to obtain or retain a benefit by the public which is to file (and by the USPTO to process) an application. Confidentiality is governed by 35 U.S.C. 122 and 37 CFR 1.14. This collection is estimated to take 12 minutes to complete, including gathering, preparing, and submitting the completed application form to the USPTO. Time will vary depending upon the individual case. Any comments on the amount of time you require to complete this form and/or suggestions for reducing this burden, should be sent to the Chief Information Officer, U.S. Patent and Trademark Office, U.S. Department of Commerce, P.O. Box 1450, Alexandria, VA 22313-1450. DO NOT SEND FEES OR COMPLETED FORMS TO THIS ADDRESS. **SEND TO: Commissioner for Patents, P.O. Box 1450, Alexandria, VA 22313-1450.**

If you need assistance in completing the form, call 1-800-PTO-9199 and select option 2.

MBI_000087



UNITED STATES PATENT AND TRADEMARK OFFICE

UNITED STATES DEPARTMENT OF COMMERCE
United States Patent and Trademark Office
Address: COMMISSIONER FOR PATENTS
P.O. Box 1450
Alexandria, Virginia 22313-1450
www.uspto.gov

APPLICATION NO.	FILING DATE	FIRST NAMED INVENTOR	ATTORNEY DOCKET NO.	CONFIRMATION NO.
11/378,080	03/17/2006	Jeffery R. Parker	GLOLP0108USAE	8860
23908 7590 03/06/2008 RENNER OTTO BOISSELLE & SKLAR, LLP 1621 EUCLID AVENUE NINETEENTH FLOOR CLEVELAND, OH 44115			EXAMINER SEMBER, THOMAS M	
			ART UNIT 2885	PAPER NUMBER
			MAIL DATE 03/06/2008	DELIVERY MODE PAPER

Please find below and/or attached an Office communication concerning this application or proceeding.

The time period for reply, if any, is set in the attached communication.

Office Action Summary	Application No.	Applicant(s)	
	11/378,080	PARKER, JEFFERY R.	
	Examiner	Art Unit	
	Thomas M. Sember	2885	

-- The MAILING DATE of this communication appears on the cover sheet with the correspondence address --

Period for Reply

A SHORTENED STATUTORY PERIOD FOR REPLY IS SET TO EXPIRE 3 MONTH(S) OR THIRTY (30) DAYS, WHICHEVER IS LONGER, FROM THE MAILING DATE OF THIS COMMUNICATION.

- Extensions of time may be available under the provisions of 37 CFR 1.136(a). In no event, however, may a reply be timely filed after SIX (6) MONTHS from the mailing date of this communication.
- If NO period for reply is specified above, the maximum statutory period will apply and will expire SIX (6) MONTHS from the mailing date of this communication.
- Failure to reply within the set or extended period for reply will, by statute, cause the application to become ABANDONED (35 U.S.C. § 133).

Any reply received by the Office later than three months after the mailing date of this communication, even if timely filed, may reduce any earned patent term adjustment. See 37 CFR 1.704(b).

Status

1) ☒ Responsive to communication(s) filed on 28 November 2007.

2a) ☒ This action is **FINAL**. 2b) ☐ This action is non-final.

3) ☐ Since this application is in condition for allowance except for formal matters, prosecution as to the merits is closed in accordance with the practice under *Ex parte Quayle*, 1935 C.D. 11, 453 O.G. 213.

Disposition of Claims

4) ☒ Claim(s) 1-6,8,9,11,13 and 15-24 is/are pending in the application.
 4a) Of the above claim(s) _____ is/are withdrawn from consideration.

5) ☒ Claim(s) 1-6,8,9,11,13 and 15 is/are allowed.

6) ☒ Claim(s) 16-24 is/are rejected.

7) ☐ Claim(s) _____ is/are objected to.

8) ☐ Claim(s) _____ are subject to restriction and/or election requirement.

Application Papers

9) ☐ The specification is objected to by the Examiner.

10) ☐ The drawing(s) filed on _____ is/are: a) ☐ accepted or b) ☐ objected to by the Examiner.
 Applicant may not request that any objection to the drawing(s) be held in abeyance. See 37 CFR 1.85(a).
 Replacement drawing sheet(s) including the correction is required if the drawing(s) is objected to. See 37 CFR 1.121(d).

11) ☐ The oath or declaration is objected to by the Examiner. Note the attached Office Action or form PTO-152.

Priority under 35 U.S.C. § 119

12) ☐ Acknowledgment is made of a claim for foreign priority under 35 U.S.C. § 119(a)-(d) or (f).
 a) ☐ All b) ☐ Some * c) ☐ None of:

1. ☐ Certified copies of the priority documents have been received.

2. ☐ Certified copies of the priority documents have been received in Application No. _____.

3. ☐ Copies of the certified copies of the priority documents have been received in this National Stage application from the International Bureau (PCT Rule 17.2(a)).

* See the attached detailed Office action for a list of the certified copies not received.

Attachment(s)

1) ☐ Notice of References Cited (PTO-892)

2) ☐ Notice of Draftsperson's Patent Drawing Review (PTO-948)

3) ☐ Information Disclosure Statement(s) (PTO/SB/08)
 Paper No(s)/Mail Date _____.

4) ☐ Interview Summary (PTO-413)
 Paper No(s)/Mail Date. _____.

5) ☐ Notice of Informal Patent Application

6) ☐ Other: _____.

DETAILED ACTION

Claim Rejections - 35 USC § 102

1. The following is a quotation of the appropriate paragraphs of 35 U.S.C. 102 that form the basis for the rejections under this section made in this Office action:

A person shall be entitled to a patent unless –

(b) the invention was patented or described in a printed publication in this or a foreign country or in public use or on sale in this country, more than one year prior to the date of application for patent in the United States.

Claims 16-24 are rejected under 35 U.S.C. 102(b) as being anticipated by Kitazawa et al '431. Kitazawa et al '431 discloses a panel 12 having a light emitting area for illuminating a display panel, the panel having at least one of a tab, hole, cavity, or protrusion (12a or 12b), and a tray (18 and 20) for holding the panel 12, an additional component (11 and 13) overlaying the panel 12, wherein the at least one of a tab, hole, cavity, or protrusion (12a or 12b cavity 12a and 12b form side protrusions) positions at least one of the tray (18 and 20) or the additional component (11 and 13) relative to the panel 12. And the LED connectors form tabs to fit in panel recess.

Allowable Subject Matter

1. Claims 1-6, 8-9, 11, 13 and 15 are allowed for the reasons stated in applicant's amendment and response filed on 11/28/07.

Conclusion

2. Applicant's amendment necessitated the new ground(s) of rejection presented in this Office action. Accordingly, **THIS ACTION IS MADE FINAL**. See MPEP

§ 706.07(a). Applicant is reminded of the extension of time policy as set forth in 37 CFR 1.136(a).


A shortened statutory period for reply to this final action is set to expire THREE MONTHS from the mailing date of this action. In the event a first reply is filed within TWO MONTHS of the mailing date of this final action and the advisory action is not mailed until after the end of the THREE-MONTH shortened statutory period, then the shortened statutory period will expire on the date the advisory action is mailed, and any extension fee pursuant to 37 CFR 1.136(a) will be calculated from the mailing date of the advisory action. In no event, however, will the statutory period for reply expire later than SIX MONTHS from the date of this final action.


Any inquiry concerning this communication or earlier communications from the examiner should be directed to Thomas M. Sember whose telephone number is 571-272-2381. The examiner can normally be reached on M-F 9 a.m.- 5.30 p.m..

If attempts to reach the examiner by telephone are unsuccessful, the examiner's supervisor, Jong Suk (James) Lee can be reached on 571-272-7044. The fax phone number for the organization where this application or proceeding is assigned is 571-273-8300.

Information regarding the status of an application may be obtained from the Patent Application Information Retrieval (PAIR) system. Status information for published applications may be obtained from either Private PAIR or Public PAIR. Status information for unpublished applications is available through Private PAIR only. For more information about the PAIR system, see <http://pair-direct.uspto.gov>. Should you have questions on access to the Private PAIR system, contact the Electronic Business Center (EBC) at 866-217-9197 (toll-free). If you would like assistance from a USPTO Customer Service Representative or access to the automated information system, call 800-786-9199 (IN USA OR CANADA) or 571-272-1000.

/Thomas M Sember/
Primary Examiner, Art Unit 2885

Application Number 	Application/Control No. 11/378,080	Applicant(s)/Patent under Reexamination PARKER, JEFFERY R.	
	Examiner Thomas M. Sember	Art Unit 2885	


Index of Claims 	Application/Control No.		Applicant(s)/Patent under Reexamination	
	11/378,080		PARKER, JEFFERY R.	
	Examiner		Art Unit	
	Thomas M. Sember		2885	

✓	Rejected	—	(Through numeral) Cancelled	N	Non-Elected	A	Appeal
=	Allowed	+	Restricted	I	Interference	O	Objected

Claim		Date						
Final	Original	2/29/08						
	1	=						
	2	=						
	3	=						
	4	=						
	5	=						
	6	=						
	7							
	8	=						
	9	=						
	10							
	11	=						
	12							
	13	=						
	14							
	15	=						
	16	✓						
	17	✓						
	18	✓						
	19	✓						
	20	✓						
	21	✓						
	22	✓						
	23	✓						
	24	✓						
	25							
	26							
	27							
	28							
	29							
	30							
	31							
	32							
	33							
	34							
	35							
	36							
	37							
	38							
	39							
	40							
	41							
	42							
	43							
	44							
	45							
	46							
	47							
	48							
	49							
	50							

Claim		Date						
Final	Original							
	51							
	52							
	53							
	54							
	55							
	56							
	57							
	58							
	59							
	60							
	61							
	62							
	63							
	64							
	65							
	66							
	67							
	68							
	69							
	70							
	71							
	72							
	73							
	74							
	75							
	76							
	77							
	78							
	79							
	80							
	81							
	82							
	83							
	84							
	85							
	86							
	87							
	88							
	89							
	90							
	91							
	92							
	93							
	94							
	95							
	96							
	97							
	98							
	99							
	100							

Claim		Date						
Final	Original							
	101							
	102							
	103							
	104							
	105							
	106							
	107							
	108							
	109							
	110							
	111							
	112							
	113							
	114							
	115							
	116							
	117							
	118							
	119							
	120							
	121							
	122							
	123							
	124							
	125							
	126							
	127							
	128							
	129							
	130							
	131							
	132							
	133							
	134							
	135							
	136							
	137							
	138							
	139							
	140							
	141							
	142							
	143							
	144							
	145							
	146							
	147							
	148							
	149							
	150							

Search Notes 	Application/Control No.	Applicant(s)/Patent under Reexamination	
	11/378,080	PARKER, JEFFERY R.	
	Examiner	Art Unit	
	Thomas M. Sember	2885	

SEARCHED			
Class	Subclass	Date	Examiner

INTERFERENCE SEARCHED			
Class	Subclass	Date	Examiner

SEARCH NOTES (INCLUDING SEARCH STRATEGY)		
	DATE	EXMR
Updated search	2/29/2008	/TS/


CERTIFICATE OF MAILING OR ELECTRONIC TRANSMISSION

I hereby certify that this paper (along with any paper referred to as being attached or enclosed) is

_____ being deposited with the United States Postal Service on the date shown below with sufficient postage as first class mail in an envelope addressed to: Mail Stop __, Commissioner for Patents, P.O. Box 1450, Alexandria, Virginia 22313-1450.

X being transmitted via the USPTO Electronic Filing System.

Date: April 16, 2008


Jeanne Murphy

IN THE UNITED STATES PATENT AND TRADEMARK OFFICE

Attorney Docket GLOLP0108USAE

In re PATENT application of

Jeffery R. Parker

Serial No. 11/378,080

Confirmation No. 8860

Filed March 17, 2006

For: LIGHT EMITTING PANEL ASSEMBLIES

Art Unit 2885

Thomas M. Sember, Examiner

REPLY TO FINAL OFFICE ACTION OF MARCH 6, 2008

Mail Stop AF
Commissioner for Patents
PO Box 1450
Alexandria, Virginia 22313-1450

Sir:

In reply to the final Office Action of March 6, 2008, please amend the above-identified application as follows:

Amendments to the Claims are reflected in the listing of claims which begins on page 2 of this paper.

Remarks/Arguments begin on page 6 of this paper.

Amendments to the Claims:

This listing of claims will replace all prior versions, and listings, of claims in the application:

Listing of Claims:

1 (previously presented): A light emitting panel assembly comprising at least a light emitting panel member having a light entrance surface and a light emitting surface, at least one LED light source positioned near or against the light entrance surface, and a tray or housing having a cavity or recess in which the panel member is entirely received, wherein the panel member has a pattern of light extracting deformities on or in at least one surface to cause light to be emitted from the light emitting surface of the panel member, and the tray or housing includes end walls and side walls that act as end edge reflectors and side edge reflectors for the panel member to reflect light that would otherwise exit the panel member through an end edge and/or side edge back into the panel member and toward the pattern of light extracting deformities for causing additional light to be emitted from the light emitting surface of the panel member.

2 (original): The assembly of claim 1 wherein the tray or housing has posts, tabs or other structural features.

3 (previously presented): The assembly of claim 2 wherein the posts or other structural features provide a mount for mounting of the assembly into a larger assembly or device.

4 (previously presented): The assembly of claim 2 wherein the posts or other structural features provide a mount or structural support for at least one other part or component.

5 (original): The assembly of claim 4 wherein the other part or component is a liquid crystal display.

6 (original): The assembly of claim 4 wherein the other part or component is a printed circuit.

7 (cancelled)

8 (previously presented): The assembly of claim 1 wherein the tray or housing includes a bottom wall that acts as a back reflector for the panel member.

9 (previously presented): The assembly of claim 1 wherein the tray or housing provides a support for supporting and/or positioning a film near the panel member.

10 (cancelled)

11 (previously presented): The assembly of claim 9 wherein the film is at least one of a diffuser and a brightness enhancing film.

12 (cancelled)

13 (original): The assembly of claim 1 further comprising a film positioned near the light emitting surface of the panel member for changing the output ray angle distribution of the emitted light to fit a particular application.

14 (cancelled)

15 (original): The assembly of claim 1 wherein the light entrance surface is faceted to alter the light output distribution of the LED as the light enters the panel member.

16 (currently amended): ~~A backlight assembly comprising a panel having a light emitting area for illuminating a display panel, the panel having at least one of a tab, hole, cavity, or protrusion, and a tray for holding the panel,~~ The assembly of claim 1 further comprising an additional component overlaying the panel member, wherein the panel member having at least one of a tab, hole, cavity, or protrusion that positions at least one of the tray or the additional component relative to the panel member.

17 (currently amended): The assembly of claim 16 wherein the tray includes at least one of a recess or cavity for positioning the panel member entirely within the recess or cavity.

18 (currently amended): The assembly of claim 16 wherein the at least one of a tab, hole, cavity, or protrusion holds the additional component away from the panel member to create an air gap between the panel member and the additional component.

19 (currently amended): The assembly of claim 18 wherein the protrusion is molded into the panel member and extends outward therefrom.

20 (currently amended): The assembly of claim 19 wherein the protrusion comprises a post extending outward from the panel member.

21 (previously presented): The assembly of claim 16 wherein the additional component is a display panel.

22 (previously presented): The assembly of claim 16 wherein the additional component is a film or substrate.

23 (currently amended): The assembly of claim 16 ~~further comprising a~~
wherein the light source is positioned relative to the panel member by the at least
one of a tab, hole, cavity, or protrusion.

24 (currently amended): The assembly of claim 23 wherein the light
source has a tab and the panel member has a recess to receive the tab of the
light source.

REMARKS/ARGUMENTS

Claims 1-6, 8, 9, 11, 13 and 15-24 are pending in the application, claim 1 being independent. Claims 7, 10, 12 and 14 have been cancelled. Claims 16-20, 23 and 24 have been amended.


The allowance of claims 1-6, 8, 9, 11, 13 and 15 is noted with appreciation. Claims 16-24 have been amended to depend from allowed claim 1 and are also now presumed allowable.

Since this reply obviously places the application in condition for allowance and does not raise any new issues that would require further consideration or search, entry of this reply and allowance of all of the pending claims 1-6, 8, 9, 11, 13 and 15-24 is respectfully requested.

In the event an extension of time is necessary, this should be considered a petition for such an extension. If required, fees are enclosed for the extension of time and/or for the presentation of new and/or amended claims. In the event any additional fees are due in connection with the filing of this reply, the Commissioner is authorized to charge those fees to our Deposit Account No. 18-0988 (Attorney Docket GLOLP0108USAE).

Respectfully submitted,

RENNER, OTTO, BOISSELLE & SKLAR, LLP

By 
Donald L. Otto
Registration No. 22,125

1621 Euclid Avenue
19th Floor
Cleveland, Ohio 44115-2191
Telephone: 216-621-1113
Facsimile: 216-621-6165
E-mail: dotto@rennerotto.com

Z:\SEC177\GLOL\IP108USAE\REPLY TO FINAL OA OF 3-6-08.doc

Electronic Acknowledgement Receipt

EFS ID:	3163331
Application Number:	11378080
International Application Number:	
Confirmation Number:	8860
Title of Invention:	Light emitting panel assemblies
First Named Inventor/Applicant Name:	Jeffery R. Parker
Customer Number:	23908
Filer:	Donald L. Otto/Jeanne Murphy
Filer Authorized By:	Donald L. Otto
Attorney Docket Number:	GLOLP0108USAE
Receipt Date:	16-APR-2008
Filing Date:	17-MAR-2006
Time Stamp:	16:53:19
Application Type:	Utility under 35 USC 111(a)

Payment information:

Submitted with Payment	no
------------------------	----

File Listing:

Document Number	Document Description	File Name	File Size(Bytes) /Message Digest	Multi Part /.zip	Pages (if appl.)
1		GLOLP0108USAEreply.pdf	165938 dde0e716069093b04de943645560bde6fe2b54ee	yes	7

	Multipart Description/PDF files in .zip description		
	Document Description	Start	End
	Amendment After Final	1	1
	Claims	2	5
	Applicant Arguments/Remarks Made in an Amendment	6	7
Warnings:			
Information:			
Total Files Size (in bytes):		165938	
<p>This Acknowledgement Receipt evidences receipt on the noted date by the USPTO of the indicated documents, characterized by the applicant, and including page counts, where applicable. It serves as evidence of receipt similar to a Post Card, as described in MPEP 503.</p> <p><u>New Applications Under 35 U.S.C. 111</u> If a new application is being filed and the application includes the necessary components for a filing date (see 37 CFR 1.53(b)-(d) and MPEP 506), a Filing Receipt (37 CFR 1.54) will be issued in due course and the date shown on this Acknowledgement Receipt will establish the filing date of the application.</p> <p><u>National Stage of an International Application under 35 U.S.C. 371</u> If a timely submission to enter the national stage of an international application is compliant with the conditions of 35 U.S.C. 371 and other applicable requirements a Form PCT/DO/EO/903 indicating acceptance of the application as a national stage submission under 35 U.S.C. 371 will be issued in addition to the Filing Receipt, in due course.</p> <p><u>New International Application Filed with the USPTO as a Receiving Office</u> If a new international application is being filed and the international application includes the necessary components for an international filing date (see PCT Article 11 and MPEP 1810), a Notification of the International Application Number and of the International Filing Date (Form PCT/RO/105) will be issued in due course, subject to prescriptions concerning national security, and the date shown on this Acknowledgement Receipt will establish the international filing date of the application.</p>			

Under the Paperwork Reduction Act of 1995, no persons are required to respond to a collection of information unless it displays a valid OMB control number.

PATENT APPLICATION FEE DETERMINATION RECORD Substitute for Form PTO-875					Application or Docket Number 11/378,080		Filing Date 03/17/2006		<input type="checkbox"/> To be Mailed	
APPLICATION AS FILED – PART I										
(Column 1)			(Column 2)			SMALL ENTITY <input type="checkbox"/> OR		OTHER THAN SMALL ENTITY		
FOR	NUMBER FILED	NUMBER EXTRA	RATE (\$)	FEE (\$)	OR	RATE (\$)	FEE (\$)			
<input type="checkbox"/> BASIC FEE (37 CFR 1.16(a), (b), or (c))	N/A	N/A	N/A			N/A				
<input type="checkbox"/> SEARCH FEE (37 CFR 1.16(k), (i), or (m))	N/A	N/A	N/A			N/A				
<input type="checkbox"/> EXAMINATION FEE (37 CFR 1.16(o), (p), or (q))	N/A	N/A	N/A			N/A				
TOTAL CLAIMS (37 CFR 1.16(i))	minus 20 =	*	X \$ =		OR	X \$ =				
INDEPENDENT CLAIMS (37 CFR 1.16(h))	minus 3 =	*	X \$ =			X \$ =				
<input type="checkbox"/> APPLICATION SIZE FEE (37 CFR 1.16(s))	If the specification and drawings exceed 100 sheets of paper, the application size fee due is \$250 (\$125 for small entity) for each additional 50 sheets or fraction thereof. See 35 U.S.C. 41(a)(1)(G) and 37 CFR 1.16(s).									
<input type="checkbox"/> MULTIPLE DEPENDENT CLAIM PRESENT (37 CFR 1.16(j))										
* If the difference in column 1 is less than zero, enter "0" in column 2.			TOTAL			TOTAL				
APPLICATION AS AMENDED – PART II										
(Column 1)			(Column 2)			SMALL ENTITY OR		OTHER THAN SMALL ENTITY		
AMENDMENT	04/16/2008	CLAIMS REMAINING AFTER AMENDMENT	HIGHEST NUMBER PREVIOUSLY PAID FOR	PRESENT EXTRA	RATE (\$)	ADDITIONAL FEE (\$)	OR	RATE (\$)	ADDITIONAL FEE (\$)	
	Total (37 CFR 1.16(i))	* 20	Minus	** 20	= 0	X \$ =		OR	X \$50=	0
	Independent (37 CFR 1.16(h))	* 1	Minus	***3	= 0	X \$ =		OR	X \$210=	0
	<input type="checkbox"/> Application Size Fee (37 CFR 1.16(s))							OR		
	<input type="checkbox"/> FIRST PRESENTATION OF MULTIPLE DEPENDENT CLAIM (37 CFR 1.16(j))							OR		
						TOTAL ADD'L FEE		OR	TOTAL ADD'L FEE	0
AMENDMENT	CLAIMS REMAINING AFTER AMENDMENT	HIGHEST NUMBER PREVIOUSLY PAID FOR	PRESENT EXTRA	RATE (\$)	ADDITIONAL FEE (\$)	OR	RATE (\$)	ADDITIONAL FEE (\$)		
	Total (37 CFR 1.16(i))	*	Minus	**	=	X \$ =		OR	X \$ =	
	Independent (37 CFR 1.16(h))	*	Minus	***	=	X \$ =		OR	X \$ =	
	<input type="checkbox"/> Application Size Fee (37 CFR 1.16(s))							OR		
	<input type="checkbox"/> FIRST PRESENTATION OF MULTIPLE DEPENDENT CLAIM (37 CFR 1.16(j))							OR		
						TOTAL ADD'L FEE		OR	TOTAL ADD'L FEE	
<p>* If the entry in column 1 is less than the entry in column 2, write "0" in column 3.</p> <p>** If the "Highest Number Previously Paid For" IN THIS SPACE is less than 20, enter "20".</p> <p>*** If the "Highest Number Previously Paid For" IN THIS SPACE is less than 3, enter "3".</p> <p>The "Highest Number Previously Paid For" (Total or Independent) is the highest number found in the appropriate box in column 1.</p>										

Legal Instrument Examiner:
/AMANDA FORD/

This collection of information is required by 37 CFR 1.16. The information is required to obtain or retain a benefit by the public which is to file (and by the USPTO to process) an application. Confidentiality is governed by 35 U.S.C. 122 and 37 CFR 1.14. This collection is estimated to take 12 minutes to complete, including gathering, preparing, and submitting the completed application form to the USPTO. Time will vary depending upon the individual case. Any comments on the amount of time you require to complete this form and/or suggestions for reducing this burden, should be sent to the Chief Information Officer, U.S. Patent and Trademark Office, U.S. Department of Commerce, P.O. Box 1450, Alexandria, VA 22313-1450. DO NOT SEND FEES OR COMPLETED FORMS TO THIS ADDRESS. **SEND TO: Commissioner for Patents, P.O. Box 1450, Alexandria, VA 22313-1450.**

If you need assistance in completing the form, call 1-800-PTO-9199 and select option 2.



UNITED STATES PATENT AND TRADEMARK OFFICE

UNITED STATES DEPARTMENT OF COMMERCE
United States Patent and Trademark Office
Address: COMMISSIONER FOR PATENTS
P.O. Box 1450
Alexandria, Virginia 22313-1450
www.uspto.gov

APPLICATION NO.	FILING DATE	FIRST NAMED INVENTOR	ATTORNEY DOCKET NO.	CONFIRMATION NO.
11/378,080	03/17/2006	Jeffery R. Parker	GLOLP0108USAE	8860
23908 7590 05/08/2008 RENNER OTTO BOISSELLE & SKLAR, LLP 1621 EUCLID AVENUE NINETEENTH FLOOR CLEVELAND, OH 44115			EXAMINER SEMBER, THOMAS M	
			ART UNIT 2885	PAPER NUMBER
			MAIL DATE 05/08/2008	DELIVERY MODE PAPER

Please find below and/or attached an Office communication concerning this application or proceeding.

The time period for reply, if any, is set in the attached communication.

Office Action Summary	Application No.	Applicant(s)	
	11/378,080	PARKER, JEFFERY R.	
	Examiner	Art Unit	
	Thomas M. Sember	2885	

-- The MAILING DATE of this communication appears on the cover sheet with the correspondence address --

Period for Reply

A SHORTENED STATUTORY PERIOD FOR REPLY IS SET TO EXPIRE 3 MONTH(S) OR THIRTY (30) DAYS, WHICHEVER IS LONGER, FROM THE MAILING DATE OF THIS COMMUNICATION.

- Extensions of time may be available under the provisions of 37 CFR 1.136(a). In no event, however, may a reply be timely filed after SIX (6) MONTHS from the mailing date of this communication.
- If NO period for reply is specified above, the maximum statutory period will apply and will expire SIX (6) MONTHS from the mailing date of this communication.
- Failure to reply within the set or extended period for reply will, by statute, cause the application to become ABANDONED (35 U.S.C. § 133). Any reply received by the Office later than three months after the mailing date of this communication, even if timely filed, may reduce any earned patent term adjustment. See 37 CFR 1.704(b).

Status

1) ☒ Responsive to communication(s) filed on 16 April 2007.

2a) ☒ This action is **FINAL**. 2b) ☐ This action is non-final.

3) ☐ Since this application is in condition for allowance except for formal matters, prosecution as to the merits is closed in accordance with the practice under *Ex parte Quayle*, 1935 C.D. 11, 453 O.G. 213.

Disposition of Claims

4) ☒ Claim(s) 1-6, 8, 9, 11, 13 and 15-24 is/are pending in the application.

4a) Of the above claim(s) _____ is/are withdrawn from consideration.

5) ☐ Claim(s) _____ is/are allowed.

6) ☒ Claim(s) 1-6, 8-9, 11, 13 and 15-24 is/are rejected.

7) ☐ Claim(s) _____ is/are objected to.

8) ☐ Claim(s) _____ are subject to restriction and/or election requirement.

Application Papers

9) ☐ The specification is objected to by the Examiner.

10) ☐ The drawing(s) filed on _____ is/are: a) ☐ accepted or b) ☐ objected to by the Examiner.

Applicant may not request that any objection to the drawing(s) be held in abeyance. See 37 CFR 1.85(a).

Replacement drawing sheet(s) including the correction is required if the drawing(s) is objected to. See 37 CFR 1.121(d).

11) ☐ The oath or declaration is objected to by the Examiner. Note the attached Office Action or form PTO-152.

Priority under 35 U.S.C. § 119

12) ☐ Acknowledgment is made of a claim for foreign priority under 35 U.S.C. § 119(a)-(d) or (f).

a) ☐ All b) ☐ Some * c) ☐ None of:

1. ☐ Certified copies of the priority documents have been received.

2. ☐ Certified copies of the priority documents have been received in Application No. _____.

3. ☐ Copies of the certified copies of the priority documents have been received in this National Stage application from the International Bureau (PCT Rule 17.2(a)).

* See the attached detailed Office action for a list of the certified copies not received.

Attachment(s)

1) ☒ Notice of References Cited (PTO-892)

2) ☐ Notice of Draftsperson's Patent Drawing Review (PTO-948)

3) ☐ Information Disclosure Statement(s) (PTO/SB/08)
Paper No(s)/Mail Date _____.

4) ☐ Interview Summary (PTO-413)
Paper No(s)/Mail Date. _____.

5) ☐ Notice of Informal Patent Application

6) ☐ Other: _____.

DETAILED ACTION

Allowable Subject Matter

1. The indicated allowability of claims is withdrawn in view of the newly discovered reference(s) to Sakuma et al '888, Tada '046 and Li et al '754. Rejections based on the newly cited reference(s) follow.

Claim Rejections - 35 USC § 103

2. The following is a quotation of 35 U.S.C. 103(a) which forms the basis for all obviousness rejections set forth in this Office action:

(a) A patent may not be obtained though the invention is not identically disclosed or described as set forth in section 102 of this title, if the differences between the subject matter sought to be patented and the prior art are such that the subject matter as a whole would have been obvious at the time the invention was made to a person having ordinary skill in the art to which said subject matter pertains. Patentability shall not be negated by the manner in which the invention was made.

3. Claims 1-4, 6, 8-9, 11, 16-21 and 23-24 are rejected under 35 U.S.C. 103(a) as being unpatentable over Sakuma et al '888. Sakuma et al '888 (particularly figure 7) discloses the claimed invention except for the teaching that the light source is an LED. Sakuma et al '888 discloses a light source 46, reflective tray (45 and 56), light panel (39), tabs or post 42 and 38, deformities (44 and 137) and circuit board 47. It would have been obvious to one skilled in the art at the time the invention was made to substitute an LED for the light source of Sakuma et al '888 in order to provide an efficient long last light source. Regarding claims 9-10 as broadly claimed the tray provides a support is capable of providing support for a film near the panel member.

Claim Rejections - 35 USC § 103

4. The following is a quotation of 35 U.S.C. 103(a) which forms the basis for all obviousness rejections set forth in this Office action:

(a) A patent may not be obtained though the invention is not identically disclosed or described as set forth in section 102 of this title, if the differences between the subject matter sought to be patented and the prior art are such that the subject matter as a whole would have been obvious at the time the invention was made to a person having ordinary skill in the art to which said subject matter pertains. Patentability shall not be negated by the manner in which the invention was made.

5. Claims 1-4, 8-9, 11, 13 and 16-24 are rejected under 35 U.S.C. 103(a) as being unpatentable over Murase et al '493. Murase et al '493 discloses the claimed invention except for the teaching that the light source is an LED. Murase et al '493 discloses a light source 35, reflective tray (30-32), reflection film 29, light panel (21), tabs 30 and deformities 23. It would have been obvious to one skilled in the art at the time the invention was made to substitute an LED for the light source of Murase et al '483 in order to provide an efficient long last light source. Regarding claims 9-10 as broadly claimed the tray provides a support is capable of providing support for a film near the panel member.

Claim Rejections - 35 USC § 103

6. The following is a quotation of 35 U.S.C. 103(a) which forms the basis for all obviousness rejections set forth in this Office action:

(a) A patent may not be obtained though the invention is not identically disclosed or described as set forth in section 102 of this title, if the differences between the subject matter sought to be patented and the prior art are such that the subject matter as a whole would have been obvious at the time the invention was made to a person having ordinary skill in the art to which said subject matter pertains. Patentability shall not be negated by the manner in which the invention was made.

7. Claims 1-6, 8-9, 11, 13, 16-21 and 23-24 are rejected under 35 U.S.C. 103(a) as being unpatentable over Tada '046 in view of Murase et al '493. Tada '046 discloses the claimed invention except for the teaching that the light source is an LED and the

light panel having light extracting deformities. Sakuma et al '888 discloses a light source 10, reflective tray (12), light panel (11), tabs or post 5a and 5h, deformities (44 and 137) and circuit board 47. It would have been obvious to one skilled in the art at the time the invention was made to substitute an LED for the light source of Tada '046 in order to provide an efficient long last light source. Regarding claims 9-10 as broadly claimed the tray provides a support is capable of providing support for a film near the panel member. Murase et al '493 teaches a light panel having light extracting deformities. It would have been obvious to one skilled in the art at the time the invention was make the light panel of Tada '046 with light extracting deformities in order to efficiently transmit light from the display.

Claim Rejections - 35 USC § 103

8. The following is a quotation of 35 U.S.C. 103(a) which forms the basis for all obviousness rejections set forth in this Office action:

(a) A patent may not be obtained though the invention is not identically disclosed or described as set forth in section 102 of this title, if the differences between the subject matter sought to be patented and the prior art are such that the subject matter as a whole would have been obvious at the time the invention was made to a person having ordinary skill in the art to which said subject matter pertains. Patentability shall not be negated by the manner in which the invention was made.

9. Claim 15 is rejected under 35 U.S.C. 103(a) as being unpatentable over (Sakuma et al '888 or Murase et al '493 or Tada '046) as applied above in view of Li et al '754. (Sakuma et al '888 or Murase et al '493 or Tada '046) discloses the claimed invention except for the teaching that the light entrance surface is faceted. Li et al '754 teaches a light panel having a light entrance surface which is faceted 28. It would have been obvious to one skilled in the art at the time the invention was made to make the light panel's entrance surface of (Sakuma et al '888 or Murase et al '493 or Tada '046)

with facets as taught by Li et al '754 in order to efficiently transmit and alter light entering the light panels of (Sakuma et al '888 or Murase et al '493 or Tada '046).

Response to Arguments

10. Applicant's arguments with respect to claims 1-6, 8-9, 11, 13 and 15-24 have been considered but are moot in view of the new ground(s) of rejection.

Conclusion

1. Applicant's amendment on 11/28/07 necessitated the new ground(s) of rejection presented in this Office action. Accordingly, **THIS ACTION IS MADE FINAL**. See MPEP § 706.07(a). Applicant is reminded of the extension of time policy as set forth in 37 CFR 1.136(a).

A shortened statutory period for reply to this final action is set to expire THREE MONTHS from the mailing date of this action. In the event a first reply is filed within TWO MONTHS of the mailing date of this final action and the advisory action is not mailed until after the end of the THREE-MONTH shortened statutory period, then the shortened statutory period will expire on the date the advisory action is mailed, and any extension fee pursuant to 37 CFR 1.136(a) will be calculated from the mailing date of the advisory action. In no event, however, will the statutory period for reply expire later than SIX MONTHS from the date of this final action.

Any inquiry concerning this communication or earlier communications from the examiner should be directed to Thomas M. Sember whose telephone number is 571-272-2381. The examiner can normally be reached on M-F 9 a.m.- 5.30 p.m..

If attempts to reach the examiner by telephone are unsuccessful, the examiner's supervisor, Jong Suk (James) Lee can be reached on 571-272-7044. The fax phone number for the organization where this application or proceeding is assigned is 571-273-8300.

Information regarding the status of an application may be obtained from the Patent Application Information Retrieval (PAIR) system. Status information for published applications may be obtained from either Private PAIR or Public PAIR. Status information for unpublished applications is available through Private PAIR only. For more information about the PAIR system, see <http://pair-direct.uspto.gov>. Should you have questions on access to the Private PAIR system, contact the Electronic Business Center (EBC) at 866-217-9197 (toll-free). If you would like assistance from a USPTO Customer Service Representative or access to the automated information system, call 800-786-9199 (IN USA OR CANADA) or 571-272-1000.

/Thomas M Sember/
Primary Examiner, Art Unit 2885

Notice of References Cited	Application/Control No. 11/378,080	Applicant(s)/Patent Under Reexamination PARKER, JEFFERY R.	
	Examiner Thomas M. Sember	Art Unit 2885	Page 1 of 1

U.S. PATENT DOCUMENTS

*		Document Number Country Code-Number-Kind Code	Date MM-YYYY	Name	Classification
*	A	US-5,434,754	07-1995	Li et al.	362/511
*	B	US-5,050,046	09-1991	Tada, Masahiko	362/26
*	C	US-5,184,888	02-1993	Sakuma et al.	362/136
	D	US-			
	E	US-			
	F	US-			
	G	US-			
	H	US-			
	I	US-			
	J	US-			
	K	US-			
	L	US-			
	M	US-			


FOREIGN PATENT DOCUMENTS

*		Document Number Country Code-Number-Kind Code	Date MM-YYYY	Country	Name	Classification
	N					
	O					
	P					
	Q					
	R					
	S					
	T					

NON-PATENT DOCUMENTS


*		Include as applicable: Author, Title Date, Publisher, Edition or Volume, Pertinent Pages)
	U	
	V	
	W	
	X	

*A copy of this reference is not being furnished with this Office action. (See MPEP § 707.05(a).)
Dates in MM-YYYY format are publication dates. Classifications may be US or foreign.

<i>Index of Claims</i> 	Application/Control No. 11378080	Applicant(s)/Patent Under Reexamination PARKER, JEFFERY R.
	Examiner Thomas M Sember	Art Unit 2885

✓	Rejected	-	Cancelled	N	Non-Elected	A	Appeal
=	Allowed	÷	Restricted	I	Interference	O	Objected

<input type="checkbox"/> Claims renumbered in the same order as presented by applicant <input type="checkbox"/> CPA <input type="checkbox"/> T.D. <input type="checkbox"/> R.1.47										
CLAIM		DATE								
Final	Original	05/01/2008								
	1	✓								
	2	✓								
	3	✓								
	4	✓								
	5	✓								
	6	✓								
	7									
	8	✓								
	9	✓								
	10									
	11	✓								
	12	✓								
	13	✓								
	14									
	15	✓								
	16	✓								
	17	✓								
	18	✓								
	19	✓								
	20	✓								
	21	✓								
	22	✓								
	23	✓								
	24	✓								

Search Notes 	Application/Control No. 11378080	Applicant(s)/Patent Under Reexamination PARKER, JEFFERY R.
	Examiner Thomas M Sember	Art Unit 2885

SEARCHED			
Class	Subclass	Date	Examiner

SEARCH NOTES		
Search Notes	Date	Examiner
Updated search	05/01/08	/TS/

INTERFERENCE SEARCH			
Class	Subclass	Date	Examiner

EAST Search History

Ref #	Hits	Search Query	DBs	Default Operator	Plurals	Time Stamp
S23	4	film.clm. and deformities.clm. and parker.in. and overlay.clm.	US-PGPUB; USPAT	OR	OFF	2008/02/18 16:44
S24	18	film.clm. and deformities.clm. and parker.in. and overlying.clm.	US-PGPUB; USPAT	OR	OFF	2008/02/18 16:44
S25	37	(sheet.clm. or film.clm.) and deformities.clm. and (parker.in. or miller.in. or hough.in. or mccollum.in. or ezell.in.) and panel.clm.	US-PGPUB; USPAT	OR	OFF	2008/02/18 17:47
S26	5	(sheet.clm. or film.clm.) and deformities.clm. and (coghlan.in.) and panel.clm.	US-PGPUB; USPAT	OR	OFF	2008/02/18 17:51
S27	1	"6592238".pn.	US-PGPUB; USPAT	OR	OFF	2008/02/18 19:18
S28	1	"7049757".pn.	US-PGPUB; USPAT	OR	OFF	2008/02/18 19:19

2/ 19/ 2008 7:20:35 PM

C:\ Documents and Settings\ Tsember\ My Documents\ EAST\ Workspaces
 \ EASTPush.wsp


CERTIFICATE OF MAILING OR ELECTRONIC TRANSMISSION

I hereby certify that this paper (along with any paper referred to as being attached or enclosed) is

_____ being deposited with the United States Postal Service on the date shown below with sufficient postage as first class mail in an envelope addressed to: Mail Stop __, Commissioner for Patents, P.O. Box 1450, Alexandria, Virginia 22313-1450.

X being transmitted via the USPTO Electronic Filing System.

Date: April 16, 2008


Jeanne Murphy

IN THE UNITED STATES PATENT AND TRADEMARK OFFICE

Attorney Docket GLOLP0108USAE

In re PATENT application of

Jeffery R. Parker

Serial No. 11/378,080

Confirmation No. 8860

Filed March 17, 2006

For: LIGHT EMITTING PANEL ASSEMBLIES Ok to enter

Art Unit 2885

/TS/

Thomas M. Sember, Examiner

REPLY TO FINAL OFFICE ACTION OF MARCH 6, 2008

Mail Stop AF
Commissioner for Patents
PO Box 1450
Alexandria, Virginia 22313-1450



Sir:

In reply to the final Office Action of March 6, 2008, please amend the above-identified application as follows:

Amendments to the Claims are reflected in the listing of claims which begins on page 2 of this paper.

Remarks/Arguments begin on page 6 of this paper.

Doc code: RCEX

PTO/SB/30EFS (08/08)

Doc description: Request for Continued Examination (RCE)

Approved for use through 08/31/2008. OMB 0651-0031
U.S. Patent and Trademark Office; U.S. DEPARTMENT OF COMMERCE

Under the Paperwork Reduction Act of 1995, no persons are required to respond to a collection of information unless it contains a valid OMB control number.

**REQUEST FOR CONTINUED EXAMINATION(RCE)TRANSMITTAL
(Submitted Only via EFS-Web)**

Application Number	11/378,080	Filing Date	2006-03-17	Docket Number (if applicable)	GLOLP0108USAE	Art Unit	2885
First Named Inventor	Jeffery R. Parker			Examiner Name	Thomas M. Sember		

This is a Request for Continued Examination (RCE) under 37 CFR 1.114 of the above-identified application.

Request for Continued Examination (RCE) practice under 37 CFR 1.114 does not apply to any utility or plant application filed prior to June 8, 1995, or to any design application. The Instruction Sheet for this form is located at WWW.USPTO.GOV

SUBMISSION REQUIRED UNDER 37 CFR 1.114

Note: If the RCE is proper, any previously filed unentered amendments and amendments enclosed with the RCE will be entered in the order in which they were filed unless applicant instructs otherwise. If applicant does not wish to have any previously filed unentered amendment(s) entered, applicant must request non-entry of such amendment(s).

☐ Previously submitted. If a final Office action is outstanding, any amendments filed after the final Office action may be considered as a submission even if this box is not checked.☐ Consider the arguments in the Appeal Brief or Reply Brief previously filed on _____☐ Other _____☒ Enclosed☒ Amendment/Reply☐ Information Disclosure Statement (IDS)☐ Affidavit(s)/ Declaration(s)☐ Other _____**MISCELLANEOUS**☐ Suspension of action on the above-identified application is requested under 37 CFR 1.103(c) for a period of months _____.
(Period of suspension shall not exceed 3 months; Fee under 37 CFR 1.17(i) required)☐ Other _____**FEES****The RCE fee under 37 CFR 1.17(e) is required by 37 CFR 1.114 when the RCE is filed.**☒ The Director is hereby authorized to charge any underpayment of fees, or credit any overpayments, to
Deposit Account No 180988**SIGNATURE OF APPLICANT, ATTORNEY, OR AGENT REQUIRED**☒ Patent Practitioner Signature☐ Applicant Signature

Doc code: RCEX

Doc description: Request for Continued Examination (RCE)

PTO/SB/30EFS (08/08)

Approved for use through 08/31/2008. OMB 0651-0031

U.S. Patent and Trademark Office; U.S. DEPARTMENT OF COMMERCE

Under the Paperwork Reduction Act of 1995, no persons are required to respond to a collection of information unless it contains a valid OMB control number.

Signature of Registered U.S. Patent Practitioner			
Signature	/Donald L. Otto/	Date (YYYY-MM-DD)	2008-08-08
Name	Donald L. Otto	Registration Number	22125

This collection of information is required by 37 CFR 1.114. The information is required to obtain or retain a benefit by the public which is to file (and by the USPTO to process) an application. Confidentiality is governed by 35 U.S.C. 122 and 37 CFR 1.11 and 1.14. This collection is estimated to take 12 minutes to complete, including gathering, preparing, and submitting the completed application form to the USPTO. Time will vary depending upon the individual case. Any comments on the amount of time you require to complete this form and/or suggestions for reducing this burden, should be sent to the Chief Information Officer, U.S. Patent and Trademark Office, U.S. Department of Commerce, P.O. Box 1450, Alexandria, VA 22313-1450.

If you need assistance in completing the form, call 1-800-PTO-9199 and select option 2.

Privacy Act Statement

The Privacy Act of 1974 (P.L. 93-579) requires that you be given certain information in connection with your submission of the attached form related to a patent application or patent. Accordingly, pursuant to the requirements of the Act, please be advised that: (1) the general authority for the collection of this information is 35 U.S.C. 2(b)(2); (2) furnishing of the information solicited is voluntary; and (3) the principal purpose for which the information is used by the U.S. Patent and Trademark Office is to process and/or examine your submission related to a patent application or patent. If you do not furnish the requested information, the U.S. Patent and Trademark Office may not be able to process and/or examine your submission, which may result in termination of proceedings or abandonment of the application or expiration of the patent.

The information provided by you in this form will be subject to the following routine uses:

1. The information on this form will be treated confidentially to the extent allowed under the Freedom of Information Act (5 U.S.C. 552) and the Privacy Act (5 U.S.C. 552a). Records from this system of records may be disclosed to the Department of Justice to determine whether the Freedom of Information Act requires disclosure of these records.
2. A record from this system of records may be disclosed, as a routine use, in the course of presenting evidence to a court, magistrate, or administrative tribunal, including disclosures to opposing counsel in the course of settlement negotiations.
3. A record in this system of records may be disclosed, as a routine use, to a Member of Congress submitting a request involving an individual, to whom the record pertains, when the individual has requested assistance from the Member with respect to the subject matter of the record.
4. A record in this system of records may be disclosed, as a routine use, to a contractor of the Agency having need for the information in order to perform a contract. Recipients of information shall be required to comply with the requirements of the Privacy Act of 1974, as amended, pursuant to 5 U.S.C. 552a(m).
5. A record related to an International Application filed under the Patent Cooperation Treaty in this system of records may be disclosed, as a routine use, to the International Bureau of the World Intellectual Property Organization, pursuant to the Patent Cooperation Treaty.
6. A record in this system of records may be disclosed, as a routine use, to another federal agency for purposes of National Security review (35 U.S.C. 181) and for review pursuant to the Atomic Energy Act (42 U.S.C. 218(c)).
7. A record from this system of records may be disclosed, as a routine use, to the Administrator, General Services, or his/her designee, during an inspection of records conducted by GSA as part of that agency's responsibility to recommend improvements in records management practices and programs, under authority of 44 U.S.C. 2904 and 2906. Such disclosure shall be made in accordance with the GSA regulations governing inspection of records for this purpose, and any other relevant (i.e., GSA or Commerce) directive. Such disclosure shall not be used to make determinations about individuals.
8. A record from this system of records may be disclosed, as a routine use, to the public after either publication of the application pursuant to 35 U.S.C. 122(b) or issuance of a patent pursuant to 35 U.S.C. 151. Further, a record may be disclosed, subject to the limitations of 37 CFR 1.14, as a routine use, to the public if the record was filed in an application which became abandoned or in which the proceedings were terminated and which application is referenced by either a published application, an application open to public inspections or an issued patent.
9. A record from this system of records may be disclosed, as a routine use, to a Federal, State, or local law enforcement agency, if the USPTO becomes aware of a violation or potential violation of law or regulation.

CERTIFICATE OF MAILING OR ELECTRONIC TRANSMISSION

I hereby certify that this paper (along with any paper referred to as being attached or enclosed) is

_____ being deposited with the United States Postal Service on the date shown below with sufficient postage as first class mail in an envelope addressed to: Mail Stop __, Commissioner for Patents, P.O. Box 1450, Alexandria, Virginia 22313-1450.

X being transmitted via the USPTO Electronic Filing System.

Date: August 8, 2008


Jeanne Murphy

IN THE UNITED STATES PATENT AND TRADEMARK OFFICE

Attorney Docket GLOLP0108USAE

In re PATENT application of

Jeffery R. Parker

Serial No. 11/378,080

Confirmation No. 8860

Filed March 17, 2006

For: LIGHT EMITTING PANEL ASSEMBLIES

Art Unit 2885

Thomas M. Sember, Examiner

REPLY TO FINAL OFFICE ACTION OF MAY 8, 2008

Mail Stop AF

Commissioner for Patents

PO Box 1450

Alexandria, Virginia 22313-1450

Sir:

In reply to the Final Office Action of May 8, 2008, please amend the above-identified application as follows:

Amendments to the Claims are reflected in the listing of claims which begins on page 2 of this paper.

Remarks/Arguments begin on page 9 of this paper.

Amendments to the Claims:

This listing of claims will replace all prior versions, and listings, of claims in the application:

Listing of Claims:

1 (currently amended): A light emitting panel assembly comprising at least a light emitting panel member having a light entrance surface and a light emitting surface, at least one LED light source positioned near or against the light entrance surface, and a tray or housing having a cavity or recess in which the panel member is entirely received, wherein the panel member has a pattern of light extracting deformities on or in at least one surface to cause light to be emitted from the light emitting surface of the panel member, and the tray or housing includes end walls and side walls that act as end edge reflectors and side edge reflectors for the panel member to reflect light that would otherwise exit the panel member through an end edge and/or side edge back into the panel member and toward the pattern of light extracting deformities for causing additional light to be emitted from the light emitting surface of the panel member, wherein the tray or housing provides structural support to the panel member and has posts, tabs, or other structural features that provide a mount for mounting of the assembly into a larger assembly or device.

2 and 3 (canceled)

4 (currently amended): ~~The assembly of claim 2~~ A light emitting panel assembly comprising at least a light emitting panel member having a light entrance surface and a light emitting surface, at least one LED light source positioned near or against the light entrance surface, and a tray or housing having a cavity or recess in which the panel member is entirely received, wherein the panel member has a pattern of light extracting deformities on or in at least one surface to cause light to be emitted from the light emitting surface of the panel member, and the tray or housing includes end walls and side walls that act as end edge reflectors and side edge reflectors for the panel member to reflect light that would otherwise exit the panel member through an end edge and/or side edge back into the panel member and toward the pattern of light extracting deformities for causing additional light to be emitted from the light emitting surface of the panel member, wherein the tray or housing has posts, tabs or other structural features that provide a mount or structural support for at least one other part or component, and the tray or housing provides structural support to the panel member.

5 (original): The assembly of claim 4 wherein the other part or component is a liquid crystal display.

6 (original): The assembly of claim 4 wherein the other part or component is a printed circuit.

7 (canceled)

8 (previously presented): The assembly of claim 1 wherein the tray or housing includes a bottom wall that acts as a back reflector for the panel member.

9 (previously presented): The assembly of claim 1 wherein the tray or housing provides a support for supporting and/or positioning a film near the panel member.

10 (canceled)

11 (previously presented): The assembly of claim 9 wherein the film is at least one of a diffuser and a brightness enhancing film.

12 (canceled)

13 (original): The assembly of claim 1 further comprising a film positioned near the light emitting surface of the panel member for changing the output ray angle distribution of the emitted light to fit a particular application.

14 (canceled)

15 (original): The assembly of claim 1 wherein the light entrance surface is faceted to alter the light output distribution of the LED as the light enters the panel member.

16 (currently amended): ~~The assembly of claim 1 further comprising A~~
light emitting panel assembly comprising at least a light emitting panel member
having a light entrance surface and a light emitting surface, at least one LED light
source positioned near or against the light entrance surface, and a tray or
housing having a cavity or recess in which the panel member is entirely received,
wherein the panel member has a pattern of light extracting deformities on or in at
least one surface to cause light to be emitted from the light emitting surface of
the panel member, and the tray or housing includes end walls and side walls that
act as end edge reflectors and side edge reflectors for the panel member to
reflect light that would otherwise exit the panel member through an end edge
and/or side edge back into the panel member and toward the pattern of light
extracting deformities for causing additional light to be emitted from the light
emitting surface of the panel member, and an additional component overlaying
the panel member, the panel member having at least one of a tab, hole, cavity, or
protrusion that positions ~~at least one of the tray or housing~~ the additional
~~component~~ relative to the panel member.

17 (currently amended): The assembly of claim 16 wherein the tray or housing includes at least one of a recess or cavity for positioning the panel member entirely within the recess or cavity.

18 (currently amended): ~~The assembly of claim 16~~ A light emitting panel assembly comprising at least a light emitting panel member having a light entrance surface and a light emitting surface, at least one LED light source positioned near or against the light entrance surface, and a tray or housing having a cavity or recess in which the panel member is entirely received, wherein the panel member has a pattern of light extracting deformities on or in at least one surface to cause light to be emitted from the light emitting surface of the panel member, and the tray or housing includes end walls and side walls that act as end edge reflectors and side edge reflectors for the panel member to reflect light that would otherwise exit the panel member through an end edge and/or side edge back into the panel member and toward the pattern of light extracting deformities for causing additional light to be emitted from the light emitting surface of the panel member, and an additional component overlying the panel member, the panel member having at least one of a tab, hole, cavity or protrusion that positions the additional component relative to the panel member, wherein the at least one of a tab, hole, cavity, or protrusion holds the additional component away from the panel member to create an air gap between the panel member and the additional component.

19 (previously presented): The assembly of claim 18 wherein the protrusion is molded into the panel member and extends outward therefrom.

20 (previously presented): The assembly of claim 19 wherein the protrusion comprises a post extending outward from the panel member.

21 (previously presented): The assembly of claim 16 wherein the additional component is a display panel.

22 (previously presented): The assembly of claim 16 wherein the additional component is a film or substrate.

23 (currently amended): The assembly of claim 46 18 wherein the light source is positioned relative to the panel member by the at least one of a tab, hole, cavity, or protrusion.

24 (previously presented): The assembly of claim 23 wherein the light source has a tab and the panel member has a recess to receive the tab of the light source.

25 (new): The assembly of claim 4 wherein the film is at least one of a diffuser and a brightness enhancing film.

26 (new): The assembly of claim 4 further comprising a film positioned near the light emitting surface of the panel member for changing the output ray angle distribution of the emitted light to fit a particular application.

27 (new): The assembly of claim 4 wherein the light entrance surface is faceted to alter the light output distribution of the LED as the light enters the panel member.

28 (new): The assembly of claim 18 wherein the tray includes at least one of a recess or cavity for positioning the panel member entirely within the recess or cavity.

29 (new): The assembly of claim 18 wherein the additional component is a display panel.

30 (new): The assembly of claim 19 wherein the additional component is a film or substrate.

REMARKS/ARGUMENTS

Claims 1, 4-6, 8, 9, 11, 13 and 15-30 are pending in the application, claims 1, 4, 16 and 18 being independent. Claims 1, 4, 16, 17 and 18 have been amended. Claims 25-30 are newly added. Claims 2, 3, 7, 10, 12 and 14 have been canceled.

Since the Examiner made the previous Office Action final, this reply is being filed along with a Request for Continued Examination (RCE). Accordingly, further and favorable consideration of all of the pending claims is respectfully requested in view of the foregoing amendments and following remarks.

Claims 1, 4, 6, 8, 9, 11, 16-21, 23 and 24 are rejected under 35 U.S.C. 103(a) as being unpatentable over Sakuma et al (US Patent 5,184,888).

The Examiner refers to engaging projections 42 of Sakuma (column 5, lines 29-31, Figs. 7, 8) as posts or tabs, and white reflective paper 45 (column 5, lines 45-49, Fig. 7) as a reflective tray. While paper 45 is reflective, it does not provide structural support in the sense of a tray or housing as recited in claims 1 and 4 when the light conducting plate 39 of Sakuma is held in place by a decorative panel 33 which is made out of a synthetic resin (column 4, lines 67, 68, Fig. 7).

Moreover, engaging projections 42 of Sakuma are attached to the light conducting plate 39, not to the reflective paper 45. Accordingly, engaging projections 42 do not meet the limitations of the tray or housing having posts, tabs, or other structural features as further recited in claims 1 and 4.

Furthermore, the plate-like projecting portion 40 of the light conducting plate 39 of Sakuma fits snugly into the opening 35 in the decorative panel 33 (column 5, lines 25-27, Fig. 7), and thus there is not air gap between the light emitting panel member and an additional component as recited in claim 18.

The Examiner also refers to the engaging pawl pieces 38 of Sakuma (column 5, lines 12-15, Fig. 8) as tabs or posts. However, engaging pawl pieces 38 are attached to the decorative panel 33 and not to the light conducting plate 39. Thus they do not meet the limitations of the panel member having a tab, hole, cavity or protrusion that positions the tray or housing relative to the panel member as recited in claim 16 or that positions an additional component overlying the panel member relative to the panel member and holds the additional component away from the panel member to create an air gap between the panel member and the additional component as recited in claim 18.

Moreover, the decorative panel 33 of Sakuma is not a reflective tray as recited in claims 1 and 4 so the engaging pawl pieces do not meet the limitations of the posts, tabs or other structural features that provide a mount as further recited in claims 1 and 4.

The light conducting plate 39 of Sakuma includes a "plate-like projecting portion 40 for snugly fitting in the opening 35 in the decorative plate 33" (column 5, lines 25-27). However, since projection portion 40 projects from the light conducting panel 39, it does not meet the limitations of a structural feature as recited in claims 1 and 4. Moreover, since the projecting portion 40 of Sakuma fits snugly within the decorative panel, there is no air gap between the panel

member and an additional component as recited in claim 18. Accordingly, claims 1, 4, 16 and 18 are clearly allowable over Sakuma.

Claim 6 depends on claim 4, claims 8, 9 and 11 depend on claim 1, claims 17 and 21 depend on claim 16, and claims 19, 20, 23 and 24 depend on claim 18 and are submitted as allowable for at least the same reasons. Moreover, it is not seen wherein Sakuma discloses a protrusion that is molded into the panel member and extends outward therefrom, or wherein the protrusion comprises a post extending outward from the panel member as further recited in claims 19 and 20. Accordingly, claims 19 and 20 are submitted as allowable in their own right in addition to being dependent on claim 18.

Claims 1, 4, 8, 9, 11, 13 and 16-24 are rejected under 35 U.S.C. 103(a) as being unpatentable over Murase et al (US 5,207,493). The Examiner identifies the margin reflection layers 30 of Murase (Fig. 2) as a "tab". However, this so-called tab of Murase does not provide a mount for mounting a light emitting panel assembly into a larger assembly or device as recited in claim 1 or provide a mount or structural support for at least one other part or component as recited in claim 4. Nor is the so-called tab of Murase a tab on the panel member that positions the tray or housing relative to the panel member as recited in claim 16 or that positions an additional component overlying the panel member relative to the panel member and holds the additional component away from the panel member to create an air gap between the panel member and the additional support as recited in claim 18. Accordingly, claims 1, 4, 16 and 18 are clearly allowable over Murase.

Claims 8, 9, 11 and 13 depend from claim 1, claims 17, 21 and 22 depend from claim 16, and claims 19, 20, 23 and 24 depend from claim 18 and are submitted as allowable for substantially the same reasons. Moreover, claims 19 and 20 further patentably distinguish over Murase by reciting that the protrusion of claim 18 is molded into the panel member and extends outwardly therefrom, and that the protrusion comprises a post extending outward from the panel member.

Claims 1, 4-6, 8, 9, 11, 13, 16-21, 23 and 24 are rejected under 35 U.S.C. 103(a) as being unpatentable over Tada (US Patent 5,050,046) in view of Murase et al (US Patent 5,207,493).

The Examiner identifies the leads 5a and 5h of Tada (column 2, lines 37-44) as tabs or posts and reflecting frame 12 of Tada (column 2, line 68 - column 3, line 1, Figs. 1, 2) as the tray. However, the leads 5a and 5h of Tada are connected to the printed substrate 8 (column 2, lines 52-54, Fig. 1). As clearly shown in Fig. 2, the leads 5a and 5h are not from the tray or housing and do not provide a mount for mounting of the assembly into a larger assembly or device as recited in claim 1 or provide a mount or structural support for at least one other part or component as recited in claim 4. Nor are the leads 5a and 5h of Tada from the light emitting panel member for positioning the tray or housing relative to the panel member as recited in claim 16 or for positioning an additional component overlying the panel member relative to the panel member and holding the additional component away from the panel member to create an air gap between the panel member and the additional component as recited in claim 18.

Accordingly, claims 1, 4, 16 and 18 are submitted as clearly allowable over Tada in view of Murase et al which was merely relied on for the teaching of a light panel having light extracting deformities.

Claims 8, 9, 11 and 13 depend on claim 1, claims 5 and 6 depend on claim 4, claims 17, 21 and 22 depend on claim 16 and claims 19, 20, 23 and 24 depend on claim 18 and are submitted as allowable for substantially the same reasons. Moreover, claims 5 and 6 further patentably distinguish over the cited references by reciting that the other part or component of claim 4 is a liquid crystal display and printed circuit, respectively. Also claims 19 and 20 further patentably distinguish over the cited references by reciting that the protrusion is molded into the panel member and extends outwardly therefrom, and comprises a post extending outward from the panel member.

Claim 15 is rejected under 35 U.S.C. 103(a) as being unpatentable over Sakuma et al '888 or Murase et al '493 or Tada '046 and further in view of Li et al (US Patent 5,434,754). According to the Examiner, it would have been obvious to make the light panel entrance surface of any one of Sakuma, Murase or Tada with facets as taught by Li et al in order to efficiently transmit and alter light entering the light panels of any one of the primary references. However, the reflective facets 28 of Li et al are on the rear surface 32 of the emitter section 24 and redirect the light outward through the front face 30 of the emitter sections as a light beam (column 2, lines 50-58). They are not facets on the light entrance surface of a light emitting panel member to alter the light output distribution of an LED positioned near or against the light entrance surface as the light enters the

panel member as recited in claim 15. Accordingly, claim 15 is submitted as allowable in its own right in addition to being dependent on claim 1.


New claims 25-27 depend on claim 4 and new claims 28-30 depend on claim 18 and are submitted as allowable for substantially the same reasons. Moreover, claim 27 further patentably distinguishes over the cited references by reciting that the light entrance surface is faceted to alter the light output distribution of the LED as the light enters the panel member, similar to claim 15.

For the foregoing reasons, this application is now believed to be in condition for final allowance of all of the pending claims 1, 4-6, 8, 9, 11, 13 and 15-30, and early action to that end is respectfully requested.

In the event an extension of time is necessary, this should be considered a petition for such an extension. If required, fees are enclosed for the extension of time and/or for the presentation of new and/or amended claims. In the event any additional fees are due in connection with the filing of this reply, the Commissioner is authorized to charge those fees to our Deposit Account No. 18-0988 under Docket GLOLP0108USAE.

Respectfully submitted,

RENNER, OTTO, BOISSELLE & SKLAR, LLP

By 

Donald L. Otto, Registration No. 22,125

1621 Euclid Avenue - 19th Floor
Cleveland, Ohio 44115-2191
Telephone: 216-621-1113
Facsimile: 216-621-6165
Email: dotto@rennerotto.com

Z:\SEC177\GLOLP108USAE\REPLY TO FINAL OA OF 5-8-08.doc

Electronic Patent Application Fee Transmittal				
Application Number:		11378080		
Filing Date:		17-Mar-2006		
Title of Invention:		Light emitting panel assemblies		
First Named Inventor/Applicant Name:		Jeffery R. Parker		
Filer:		Donald L. Otto/Jeanne Murphy		
Attorney Docket Number:		GLOLP0108USAE		
Filed as Large Entity				
Utility Filing Fees				
Description	Fee Code	Quantity	Amount	Sub-Total in USD(\$)
Basic Filing:				
Pages:				
Claims:				
Claims in excess of 20	1202	4	50	200
Independent claims in excess of 3	1201	1	210	210
Miscellaneous-Filing:				
Petition:				
Patent-Appeals-and-Interference:				
Post-Allowance-and-Post-Issuance:				

Description	Fee Code	Quantity	Amount	Sub-Total in USD(\$)
Extension-of-Time:				
Miscellaneous:				
Request for continued examination	1801	1	810	810
Total in USD (\$)				1220

Electronic Acknowledgement Receipt

EFS ID:	3753827
Application Number:	11378080
International Application Number:	
Confirmation Number:	8860
Title of Invention:	Light emitting panel assemblies
First Named Inventor/Applicant Name:	Jeffery R. Parker
Customer Number:	23908
Filer:	Donald L. Otto/Jeanne Murphy
Filer Authorized By:	Donald L. Otto
Attorney Docket Number:	GLOLP0108USAE
Receipt Date:	08-AUG-2008
Filing Date:	17-MAR-2006
Time Stamp:	16:33:25
Application Type:	Utility under 35 USC 111(a)

Payment information:

Submitted with Payment	yes
Payment Type	Credit Card
Payment was successfully received in RAM	\$ 1220
RAM confirmation Number	1745
Deposit Account	
Authorized User	

File Listing:

Document Number	Document Description	File Name	File Size(Bytes) /Message Digest	Multi Part /.zip	Pages (if appl.)
-----------------	----------------------	-----------	----------------------------------	------------------	------------------

MBI_000137

1	Request for Continued Examination (RCE)	sb0030e_fill.pdf	709524 bde376e961a4fe81c49264196eb3135e18469e57	no	3
Warnings:					
Information:					
2		GLOLP0108USAEreply.pdf	460602 ee751a2759c04439833fd031f4b4c3bb e4adfd68	yes	14
	Multipart Description/PDF files in .zip description				
	Document Description		Start	End	
	Amendment After Final		1	1	
	Claims		2	8	
	Applicant Arguments/Remarks Made in an Amendment		9	14	
Warnings:					
Information:					
3	Fee Worksheet (PTO-06)	fee-info.pdf	8431 b0956c88200ede53da4b2860b2c35b512818e037	no	2
Warnings:					
Information:					
Total Files Size (in bytes):			1178557		
<p>This Acknowledgement Receipt evidences receipt on the noted date by the USPTO of the indicated documents, characterized by the applicant, and including page counts, where applicable. It serves as evidence of receipt similar to a Post Card, as described in MPEP 503.</p> <p><u>New Applications Under 35 U.S.C. 111</u> If a new application is being filed and the application includes the necessary components for a filing date (see 37 CFR 1.53(b)-(d) and MPEP 506), a Filing Receipt (37 CFR 1.54) will be issued in due course and the date shown on this Acknowledgement Receipt will establish the filing date of the application.</p> <p><u>National Stage of an International Application under 35 U.S.C. 371</u> If a timely submission to enter the national stage of an international application is compliant with the conditions of 35 U.S.C. 371 and other applicable requirements a Form PCT/DO/EO/903 indicating acceptance of the application as a national stage submission under 35 U.S.C. 371 will be issued in addition to the Filing Receipt, in due course.</p> <p><u>New International Application Filed with the USPTO as a Receiving Office</u> If a new international application is being filed and the international application includes the necessary components for an international filing date (see PCT Article 11 and MPEP 1810), a Notification of the International Application Number and of the International Filing Date (Form PCT/RO/105) will be issued in due course, subject to prescriptions concerning national security, and the date shown on this Acknowledgement Receipt will establish the international filing date of the application.</p>					

Under the Paperwork Reduction Act of 1995, no persons are required to respond to a collection of information unless it displays a valid OMB control number.

PATENT APPLICATION FEE DETERMINATION RECORD Substitute for Form PTO-875					Application or Docket Number 11/378,080		Filing Date 03/17/2006		<input type="checkbox"/> To be Mailed	
APPLICATION AS FILED – PART I										
(Column 1)			(Column 2)			SMALL ENTITY <input type="checkbox"/> OR		OTHER THAN SMALL ENTITY		
FOR	NUMBER FILED	NUMBER EXTRA	RATE (\$)	FEE (\$)	OR	RATE (\$)	FEE (\$)			
<input type="checkbox"/> BASIC FEE (37 CFR 1.16(a), (b), or (c))	N/A	N/A	N/A			N/A				
<input type="checkbox"/> SEARCH FEE (37 CFR 1.16(k), (i), or (m))	N/A	N/A	N/A			N/A				
<input type="checkbox"/> EXAMINATION FEE (37 CFR 1.16(o), (p), or (q))	N/A	N/A	N/A			N/A				
TOTAL CLAIMS (37 CFR 1.16(i))	minus 20 =	*	X \$ =		OR	X \$ =				
INDEPENDENT CLAIMS (37 CFR 1.16(h))	minus 3 =	*	X \$ =			X \$ =				
<input type="checkbox"/> APPLICATION SIZE FEE (37 CFR 1.16(s))	If the specification and drawings exceed 100 sheets of paper, the application size fee due is \$250 (\$125 for small entity) for each additional 50 sheets or fraction thereof. See 35 U.S.C. 41(a)(1)(G) and 37 CFR 1.16(s).									
<input type="checkbox"/> MULTIPLE DEPENDENT CLAIM PRESENT (37 CFR 1.16(j))										
* If the difference in column 1 is less than zero, enter "0" in column 2.										
TOTAL			TOTAL							
APPLICATION AS AMENDED – PART II										
(Column 1)			(Column 2)			SMALL ENTITY OR		OTHER THAN SMALL ENTITY		
AMENDMENT	08/08/2008	CLAIMS REMAINING AFTER AMENDMENT	HIGHEST NUMBER PREVIOUSLY PAID FOR	PRESENT EXTRA	RATE (\$)	ADDITIONAL FEE (\$)	OR	RATE (\$)	ADDITIONAL FEE (\$)	
Total (37 CFR 1.16(i))	* 24	Minus	** 20	= 4	X \$ =		OR	X \$50=	200	
Independent (37 CFR 1.16(h))	* 6	Minus	***3	= 3	X \$ =		OR	X \$210=	630	
<input type="checkbox"/> Application Size Fee (37 CFR 1.16(s))										
<input type="checkbox"/> FIRST PRESENTATION OF MULTIPLE DEPENDENT CLAIM (37 CFR 1.16(j))										
TOTAL ADD'L FEE					TOTAL ADD'L FEE					
					830					
(Column 1)			(Column 2)			SMALL ENTITY OR		OTHER THAN SMALL ENTITY		
AMENDMENT	Total (37 CFR 1.16(i))	CLAIMS REMAINING AFTER AMENDMENT	HIGHEST NUMBER PREVIOUSLY PAID FOR	PRESENT EXTRA	RATE (\$)	ADDITIONAL FEE (\$)	OR	RATE (\$)	ADDITIONAL FEE (\$)	
	*	Minus	**	=	X \$ =		OR	X \$ =		
	Independent (37 CFR 1.16(h))	*	Minus	***	X \$ =		OR	X \$ =		
<input type="checkbox"/> Application Size Fee (37 CFR 1.16(s))										
<input type="checkbox"/> FIRST PRESENTATION OF MULTIPLE DEPENDENT CLAIM (37 CFR 1.16(j))										
TOTAL ADD'L FEE					TOTAL ADD'L FEE					
* If the entry in column 1 is less than the entry in column 2, write "0" in column 3.										
** If the "Highest Number Previously Paid For" IN THIS SPACE is less than 20, enter "20".										
*** If the "Highest Number Previously Paid For" IN THIS SPACE is less than 3, enter "3".										
The "Highest Number Previously Paid For" (Total or Independent) is the highest number found in the appropriate box in column 1.										

Legal Instrument Examiner:
/MARCUS PRIDGEN/

This collection of information is required by 37 CFR 1.16. The information is required to obtain or retain a benefit by the public which is to file (and by the USPTO to process) an application. Confidentiality is governed by 35 U.S.C. 122 and 37 CFR 1.14. This collection is estimated to take 12 minutes to complete, including gathering, preparing, and submitting the completed application form to the USPTO. Time will vary depending upon the individual case. Any comments on the amount of time you require to complete this form and/or suggestions for reducing this burden, should be sent to the Chief Information Officer, U.S. Patent and Trademark Office, U.S. Department of Commerce, P.O. Box 1450, Alexandria, VA 22313-1450. DO NOT SEND FEES OR COMPLETED FORMS TO THIS ADDRESS. **SEND TO: Commissioner for Patents, P.O. Box 1450, Alexandria, VA 22313-1450.**

If you need assistance in completing the form, call 1-800-PTO-9199 and select option 2.

MBI_000139



UNITED STATES PATENT AND TRADEMARK OFFICE

UNITED STATES DEPARTMENT OF COMMERCE
United States Patent and Trademark Office
Address: COMMISSIONER FOR PATENTS
P.O. Box 1450
Alexandria, Virginia 22313-1450
www.uspto.gov

NOTICE OF ALLOWANCE AND FEE(S) DUE

23908 7590 08/22/2008

RENNER OTTO BOISSELLE & SKLAR, LLP
1621 EUCLID AVENUE
NINETEENTH FLOOR
CLEVELAND, OH 44115

EXAMINER

SEMBER, THOMAS M

ART UNIT

PAPER NUMBER

2885

DATE MAILED: 08/22/2008

APPLICATION NO.	FILING DATE	FIRST NAMED INVENTOR	ATTORNEY DOCKET NO.	CONFIRMATION NO.
11/378,080	03/17/2006	Jeffery R. Parker	GLOLP0108USAE	8860

TITLE OF INVENTION: LIGHT EMITTING PANEL ASSEMBLIES

APPLN. TYPE	SMALL ENTITY	ISSUE FEE DUE	PUBLICATION FEE DUE	PREV. PAID ISSUE FEE	TOTAL FEE(S) DUE	DATE DUE
nonprovisional	NO	\$1440	\$300	\$0	\$1740	11/24/2008

THE APPLICATION IDENTIFIED ABOVE HAS BEEN EXAMINED AND IS ALLOWED FOR ISSUANCE AS A PATENT. PROSECUTION ON THE MERITS IS CLOSED. THIS NOTICE OF ALLOWANCE IS NOT A GRANT OF PATENT RIGHTS. THIS APPLICATION IS SUBJECT TO WITHDRAWAL FROM ISSUE AT THE INITIATIVE OF THE OFFICE OR UPON PETITION BY THE APPLICANT. SEE 37 CFR 1.313 AND MPEP 1308.

THE ISSUE FEE AND PUBLICATION FEE (IF REQUIRED) MUST BE PAID WITHIN THREE MONTHS FROM THE MAILING DATE OF THIS NOTICE OR THIS APPLICATION SHALL BE REGARDED AS ABANDONED. THIS STATUTORY PERIOD CANNOT BE EXTENDED. SEE 35 U.S.C. 151. THE ISSUE FEE DUE INDICATED ABOVE DOES NOT REFLECT A CREDIT FOR ANY PREVIOUSLY PAID ISSUE FEE IN THIS APPLICATION. IF AN ISSUE FEE HAS PREVIOUSLY BEEN PAID IN THIS APPLICATION (AS SHOWN ABOVE), THE RETURN OF PART B OF THIS FORM WILL BE CONSIDERED A REQUEST TO REAPPLY THE PREVIOUSLY PAID ISSUE FEE TOWARD THE ISSUE FEE NOW DUE.

HOW TO REPLY TO THIS NOTICE:

I. Review the SMALL ENTITY status shown above.

If the SMALL ENTITY is shown as YES, verify your current SMALL ENTITY status:

A. If the status is the same, pay the TOTAL FEE(S) DUE shown above.

B. If the status above is to be removed, check box 5b on Part B - Fee(s) Transmittal and pay the PUBLICATION FEE (if required) and twice the amount of the ISSUE FEE shown above, or

If the SMALL ENTITY is shown as NO:

A. Pay TOTAL FEE(S) DUE shown above, or

B. If applicant claimed SMALL ENTITY status before, or is now claiming SMALL ENTITY status, check box 5a on Part B - Fee(s) Transmittal and pay the PUBLICATION FEE (if required) and 1/2 the ISSUE FEE shown above.

II. PART B - FEE(S) TRANSMITTAL, or its equivalent, must be completed and returned to the United States Patent and Trademark Office (USPTO) with your ISSUE FEE and PUBLICATION FEE (if required). If you are charging the fee(s) to your deposit account, section "4b" of Part B - Fee(s) Transmittal should be completed and an extra copy of the form should be submitted. If an equivalent of Part B is filed, a request to reapply a previously paid issue fee must be clearly made, and delays in processing may occur due to the difficulty in recognizing the paper as an equivalent of Part B.

III. All communications regarding this application must give the application number. Please direct all communications prior to issuance to Mail Stop ISSUE FEE unless advised to the contrary.

IMPORTANT REMINDER: Utility patents issuing on applications filed on or after Dec. 12, 1980 may require payment of maintenance fees. It is patentee's responsibility to ensure timely payment of maintenance fees when due.

PART B - FEE(S) TRANSMITTAL

**Complete and send this form, together with applicable fee(s), to: Mail Mail Stop ISSUE FEE
Commissioner for Patents
P.O. Box 1450
Alexandria, Virginia 22313-1450
or Fax (571)-273-2885**

INSTRUCTIONS: This form should be used for transmitting the ISSUE FEE and PUBLICATION FEE (if required). Blocks 1 through 5 should be completed where appropriate. All further correspondence including the Patent, advance orders and notification of maintenance fees will be mailed to the current correspondence address as indicated unless corrected below or directed otherwise in Block 1, by (a) specifying a new correspondence address; and/or (b) indicating a separate "FEE ADDRESS" for maintenance fee notifications.

CURRENT CORRESPONDENCE ADDRESS (Note: Use Block 1 for any change of address)

23908 7590 08/22/2008

RENNER OTTO BOISSELLE & SKLAR, LLP
1621 EUCLID AVENUE
NINETEENTH FLOOR
CLEVELAND, OH 44115

Note: A certificate of mailing can only be used for domestic mailings of the Fee(s) Transmittal. This certificate cannot be used for any other accompanying papers. Each additional paper, such as an assignment or formal drawing, must have its own certificate of mailing or transmission.

Certificate of Mailing or Transmission

I hereby certify that this Fee(s) Transmittal is being deposited with the United States Postal Service with sufficient postage for first class mail in an envelope addressed to the Mail Stop ISSUE FEE address above, or being facsimile transmitted to the USPTO (571) 273-2885, on the date indicated below.

(Depositor's name)
(Signature)
(Date)

APPLICATION NO.	FILING DATE	FIRST NAMED INVENTOR	ATTORNEY DOCKET NO.	CONFIRMATION NO.
11/378,080	03/17/2006	Jeffery R. Parker	GLOLP0108USAE	8860

TITLE OF INVENTION: LIGHT EMITTING PANEL ASSEMBLIES

APPLN. TYPE	SMALL ENTITY	ISSUE FEE DUE	PUBLICATION FEE DUE	PREV. PAID ISSUE FEE	TOTAL FEE(S) DUE	DATE DUE
nonprovisional	NO	\$1440	\$300	\$0	\$1740	11/24/2008

EXAMINER	ART UNIT	CLASS-SUBCLASS
SEMBER, THOMAS M	2885	362-612000

1. Change of correspondence address or indication of "Fee Address" (37 CFR 1.363).

- ☐ Change of correspondence address (or Change of Correspondence Address form PTO/SB/122) attached.
☐ "Fee Address" indication (or "Fee Address" Indication form PTO/SB/47; Rev 03-02 or more recent) attached. **Use of a Customer Number is required.**

2. For printing on the patent front page, list

- (1) the names of up to 3 registered patent attorneys or agents OR, alternatively, 1 _____
(2) the name of a single firm (having as a member a registered attorney or agent) and the names of up to 2 registered patent attorneys or agents. If no name is listed, no name will be printed. 2 _____
3 _____

3. ASSIGNEE NAME AND RESIDENCE DATA TO BE PRINTED ON THE PATENT (print or type)

PLEASE NOTE: Unless an assignee is identified below, no assignee data will appear on the patent. If an assignee is identified below, the document has been filed for recordation as set forth in 37 CFR 3.11. Completion of this form is NOT a substitute for filing an assignment.

(A) NAME OF ASSIGNEE

(B) RESIDENCE: (CITY and STATE OR COUNTRY)

Please check the appropriate assignee category or categories (will not be printed on the patent): ☐ Individual ☐ Corporation or other private group entity ☐ Government

4a. The following fee(s) are submitted:

- ☐ Issue Fee
☐ Publication Fee (No small entity discount permitted)
☐ Advance Order - # of Copies _____

4b. Payment of Fee(s): (Please first reapply any previously paid issue fee shown above)

- ☐ A check is enclosed.
☐ Payment by credit card. Form PTO-2038 is attached.
☐ The Director is hereby authorized to charge the required fee(s), any deficiency, or credit any overpayment, to Deposit Account Number _____ (enclose an extra copy of this form).

5. Change in Entity Status (from status indicated above)

- ☐ a. Applicant claims SMALL ENTITY status. See 37 CFR 1.27. ☐ b. Applicant is no longer claiming SMALL ENTITY status. See 37 CFR 1.27(g)(2).

NOTE: The Issue Fee and Publication Fee (if required) will not be accepted from anyone other than the applicant; a registered attorney or agent; or the assignee or other party in interest as shown by the records of the United States Patent and Trademark Office.

Authorized Signature _____

Date _____

Typed or printed name _____

Registration No. _____

This collection of information is required by 37 CFR 1.311. The information is required to obtain or retain a benefit by the public which is to file (and by the USPTO to process) an application. Confidentiality is governed by 35 U.S.C. 122 and 37 CFR 1.14. This collection is estimated to take 12 minutes to complete, including gathering, preparing, and submitting the completed application form to the USPTO. Time will vary depending upon the individual case. Any comments on the amount of time you require to complete this form and/or suggestions for reducing this burden, should be sent to the Chief Information Officer, U.S. Patent and Trademark Office, U.S. Department of Commerce, P.O. Box 1450, Alexandria, Virginia 22313-1450. DO NOT SEND FEES OR COMPLETED FORMS TO THIS ADDRESS. SEND TO: Commissioner for Patents, P.O. Box 1450, Alexandria, Virginia 22313-1450.

Under the Paperwork Reduction Act of 1995, no persons are required to respond to a collection of information unless it displays a valid OMB control number.



UNITED STATES PATENT AND TRADEMARK OFFICE

UNITED STATES DEPARTMENT OF COMMERCE
United States Patent and Trademark Office
Address: COMMISSIONER FOR PATENTS
P.O. Box 1450
Alexandria, Virginia 22313-1450
www.uspto.gov

APPLICATION NO.	FILING DATE	FIRST NAMED INVENTOR	ATTORNEY DOCKET NO.	CONFIRMATION NO.
11/378,080	03/17/2006	Jeffery R. Parker	GLOLP0108USAE	8860
23908	7590	08/22/2008	EXAMINER	
RENNER OTTO BOISSELLE & SKLAR, LLP 1621 EUCLID AVENUE NINETEENTH FLOOR CLEVELAND, OH 44115			SEMBER, THOMAS M	
			ART UNIT	PAPER NUMBER
			2885	
DATE MAILED: 08/22/2008				

Determination of Patent Term Adjustment under 35 U.S.C. 154 (b) (application filed on or after May 29, 2000)

The Patent Term Adjustment to date is 103 day(s). If the issue fee is paid on the date that is three months after the mailing date of this notice and the patent issues on the Tuesday before the date that is 28 weeks (six and a half months) after the mailing date of this notice, the Patent Term Adjustment will be 103 day(s).

If a Continued Prosecution Application (CPA) was filed in the above-identified application, the filing date that determines Patent Term Adjustment is the filing date of the most recent CPA.

Applicant will be able to obtain more detailed information by accessing the Patent Application Information Retrieval (PAIR) WEB site (<http://pair.uspto.gov>).

Any questions regarding the Patent Term Extension or Adjustment determination should be directed to the Office of Patent Legal Administration at (571)-272-7702. Questions relating to issue and publication fee payments should be directed to the Customer Service Center of the Office of Patent Publication at 1-(888)-786-0101 or (571)-272-4200.

REASONS FOR ALLOWANCE

1. The following is an examiner's statement of reasons for allowance: None of the prior art of record alone or in combination teaches or fairly suggest applicant's claimed invention for the reasons stated in applicant's amendment/response filed on 08/08/08.

Any comments considered necessary by applicant must be submitted no later than the payment of the issue fee and, to avoid processing delays, should preferably accompany the issue fee. Such submissions should be clearly labeled "Comments on Statement of Reasons for Allowance."


Conclusion

Any inquiry concerning this communication or earlier communications from the examiner should be directed to Thomas M. Sember whose telephone number is 571-272-2381. The examiner can normally be reached on M-F 9 a.m.- 5.30 p.m..

If attempts to reach the examiner by telephone are unsuccessful, the examiner's supervisor, Jong Suk (James) Lee can be reached on 571-272-7044. The fax phone number for the organization where this application or proceeding is assigned is 571-273-8300.

Information regarding the status of an application may be obtained from the Patent Application Information Retrieval (PAIR) system. Status information for published applications may be obtained from either Private PAIR or Public PAIR. Status information for unpublished applications is available through Private PAIR only. For more information about the PAIR system, see <http://pair-direct.uspto.gov>. Should you have questions on access to the Private PAIR system, contact the Electronic Business Center (EBC) at 866-217-9197 (toll-free). If you would like assistance from a USPTO Customer Service Representative or access to the automated information system, call 800-786-9199 (IN USA OR CANADA) or 571-272-1000.


/Thomas M Sember/
Primary Examiner, Art Unit 2885

Issue Classification 	Application/Control No. 11378080	Applicant(s)/Patent Under Reexamination PARKER, JEFFERY R.
	Examiner Thomas M Sember	Art Unit 2885

ORIGINAL						INTERNATIONAL CLASSIFICATION													
CLASS		SUBCLASS				CLAIMED					NON-CLAIMED								
362		612				F	2	1	V	7 / 04 (2006.01.01)									
CROSS REFERENCE(S)																			
CLASS	SUBCLASS (ONE SUBCLASS PER BLOCK)																		
362	619	632	634																

<input type="checkbox"/> Claims renumbered in the same order as presented by applicant <input type="checkbox"/> CPA <input type="checkbox"/> T.D. <input type="checkbox"/> R.1.47															
Final	Original	Final	Original	Final	Original	Final	Original	Final	Original	Final	Original	Final	Original	Final	Original
1	1	13	16	20	30										
	2	14	17												
	3	17	18												
7	4	19	20												
8	5	18	19												
9	6	19	20												
	7	15	21												
2	8	16	22												
3	9	21	23												
	10	22	24												
	10	10	25												
4	11	11	26												
	12	12	27												
5	13	20	30												
	14	23	28												
6	15	24	29												

NONE		Total Claims Allowed:	
		24	
(Assistant Examiner)	(Date)		
/Thomas M Sember/ Primary Examiner.Art Unit 2885	08/20/08	O.G. Print Claim(s)	O.G. Print Figure
(Primary Examiner)	(Date)	1	9

Search Notes 	Application/Control No. 11378080	Applicant(s)/Patent Under Reexamination PARKER, JEFFERY R.
	Examiner Thomas M Sember	Art Unit 2885

SEARCHED			
Class	Subclass	Date	Examiner

SEARCH NOTES		
Search Notes	Date	Examiner
Updated search	08/20/08	/TS/

INTERFERENCE SEARCH			
Class	Subclass	Date	Examiner
362	as above	08/20/08	/TS/
	Did broadest claim search on PGPUB		

--	--



UNITED STATES PATENT AND TRADEMARK OFFICE

UNITED STATES DEPARTMENT OF COMMERCE
 United States Patent and Trademark Office
 Address: COMMISSIONER FOR PATENTS
 P.O. Box 1450
 Alexandria, Virginia 22313-1450
 www.uspto.gov

BIB DATA SHEET

CONFIRMATION NO. 8860

SERIAL NUMBER 11/378,080	FILING or 371(c) DATE 03/17/2006 RULE	CLASS 362	GROUP ART UNIT 2885	ATTORNEY DOCKET NO. GLOLP0108USAE		
APPLICANTS Jeffery R. Parker, Richfield, OH; ** CONTINUING DATA ***** This application is a CON of 10/784,527 02/23/2004 PAT 7,160,015 which is a DIV of 09/256,275 02/23/1999 PAT 6,712,481 which is a CIP of 08/778,089 01/02/1997 PAT 6,079,838 which is a DIV of 08/495,176 06/27/1995 PAT 5,613,751 ** FOREIGN APPLICATIONS ***** ** IF REQUIRED, FOREIGN FILING LICENSE GRANTED ** 04/07/2006						
Foreign Priority claimed <input type="checkbox"/> Yes <input checked="" type="checkbox"/> No 35 USC 119(a-d) conditions met <input type="checkbox"/> Yes <input checked="" type="checkbox"/> No Verified and /THOMAS M Acknowledged SEMBER/ Examiner's Signature		<input type="checkbox"/> Met after Allowance Initials	STATE OR COUNTRY OH	SHEETS DRAWINGS 4	TOTAL CLAIMS 15	INDEPENDENT CLAIMS 1
ADDRESS RENNER OTTO BOISSELLE & SKLAR, LLP 1621 EUCLID AVENUE NINETEENTH FLOOR CLEVELAND, OH 44115 UNITED STATES						
TITLE Light emitting panel assemblies						
FILING FEE RECEIVED 1410	FEES: Authority has been given in Paper No. _____ to charge/credit DEPOSIT ACCOUNT No. _____ for following:			<input type="checkbox"/> All Fees <input type="checkbox"/> 1.16 Fees (Filing) <input type="checkbox"/> 1.17 Fees (Processing Ext. of time) <input type="checkbox"/> 1.18 Fees (Issue) <input type="checkbox"/> Other _____ <input type="checkbox"/> Credit		

EAST Search History

Ref #	Hits	Search Query	DBs	Default Operator	Plurals	Time Stamp
L1	0	"5184888".pn. and (film or layer\$3)	US-PGPUB; USPAT; USOCR; JPO	OR	OFF	2008/05/01 16:16
L2	0	"5184888".pn. and (coat\$3 or film or layer\$3)	US-PGPUB; USPAT; USOCR; JPO	OR	OFF	2008/05/01 16:16
L4	0	"5207493".pn. and (lcd or liquid adj display)	US-PGPUB; USPAT; USOCR; JPO	OR	OFF	2008/05/01 16:37
L5	1	"5207493".pn. and reflect\$5	US-PGPUB; USPAT; USOCR; JPO	OR	OFF	2008/05/01 16:39
L6	0	"5207493".pn. and (pcb or circuit adj board)	US-PGPUB; USPAT; USOCR; JPO	OR	OFF	2008/05/01 16:40
L7	135	362/608	USPAT; USOCR; JPO	OR	OFF	2008/05/01 17:18
L8	74	362/608.ccls.	USPAT; USOCR; JPO	OR	OFF	2008/05/01 17:20
L9	0	edge adj light \$3 same (inciden\$3 or entrance) near4 (facet\$3) and "362"/\$.ccls.	USPAT; USOCR; JPO	OR	OFF	2008/05/01 17:22
L10	0	edge adj light \$3 same (inciden\$3 or entrance) same facet\$3 and "362"/\$.ccls.	USPAT; USOCR; JPO	OR	OFF	2008/05/01 17:22

EAST Search History

L11	81	(inciden\$3 or entrance) near4 facet\$3 and "362"/\$.ccls.	USPAT; USOCR; JPO	OR	OFF	2008/05/01 17:23
-----	----	---	-------------------------	----	-----	---------------------

5/ 1/ 2008 6:10:19 PM

C:\ Documents and Settings\ Tsember\ My Documents\ EAST\ Workspaces
\ EASTPush.wsp

EAST Search History

Ref #	Hits	Search Query	DBs	Default Operator	Plurals	Time Stamp
L1	5925	(panel or display or light adj guid\$3) same reflect\$4 same (led or diode)	US-PGPUB	OR	OFF	2008/08/20 11:02

8/ 20/ 2008 11:42:30 AM

PART B - FEE(S) TRANSMITTAL

Complete and send this form, together with applicable fee(s), to: **Mail** **Mail Stop ISSUE FEE**
Commissioner for Patents
P.O. Box 1450
Alexandria, Virginia 22313-1450
or Fax (571)-273-2885

INSTRUCTIONS: This form should be used for transmitting the ISSUE FEE and PUBLICATION FEE (if required). Blocks 1 through 5 should be completed where appropriate. All further correspondence including the Patent, advance orders and notification of maintenance fees will be mailed to the current correspondence address as indicated unless corrected below or directed otherwise in Block 1, by (a) specifying a new correspondence address; and/or (b) indicating a separate "FEE ADDRESS" for maintenance fee notifications.

CURRENT CORRESPONDENCE ADDRESS (Note: Use Block 1 for any change of address)

23908 7590 08/22/2008

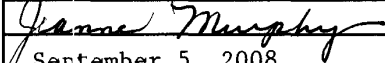
RENNER OTTO BOISSELLE & SKLAR, LLP
1621 EUCLID AVENUE
NINETEENTH FLOOR
CLEVELAND, OH 44115

Note: A certificate of mailing can only be used for domestic mailings of the Fee(s) Transmittal. This certificate cannot be used for any other accompanying papers. Each additional paper, such as an assignment or formal drawing, must have its own certificate of mailing or transmission.

via EFS WEB

Certificate of Mailing or Transmission

I hereby certify that this Fee(s) Transmittal is being deposited with the United States Postal Service with sufficient postage for first class mail in an envelope addressed to the Mail Stop ISSUE FEE address above, or being facsimile transmitted to the USPTO (571) 273-2885, on the date indicated below.

Jeanne Murphy	(Depositor's name)
	(Signature)
September 5, 2008	(Date)

APPLICATION NO.	FILING DATE	FIRST NAMED INVENTOR	ATTORNEY DOCKET NO.	CONFIRMATION NO.
11/378,080	03/17/2006	Jeffery R. Parker	GLOLP0108USAE	8860

TITLE OF INVENTION: LIGHT EMITTING PANEL ASSEMBLIES

APPLN. TYPE	SMALL ENTITY	ISSUE FEE DUE	PUBLICATION FEE DUE	PRIV. PAID ISSUE FEE	TOTAL FEE(S) DUE	DATE DUE
nonprovisional	NO	\$1440	\$300	\$0	\$1740	11/24/2008

EXAMINER	ART UNIT	CLASS-SUBCLASS
SEMBER, THOMAS M	2885	362-612000

1. Change of correspondence address or indication of "Fee Address" (37 CFR 1.363).
☐ Change of correspondence address (or Change of Correspondence Address form PTO/SB/122) attached.
☐ "Fee Address" indication (or "Fee Address" Indication form PTO/SB/47; Rev 03-02 or more recent) attached. **Use of a Customer Number is required.**

2. For printing on the patent front page, list
(1) the names of up to 3 registered patent attorneys or agents OR, alternatively,
(2) the name of a single firm (having as a member a registered attorney or agent) and the names of up to 2 registered patent attorneys or agents. If no name is listed, no name will be printed.
RENNER, OTTO, BOISSELLE & SKLAR, LLP
1 _____
2 _____
3 _____

3. ASSIGNEE NAME AND RESIDENCE DATA TO BE PRINTED ON THE PATENT (print or type)

PLEASE NOTE: Unless an assignee is identified below, no assignee data will appear on the patent. If an assignee is identified below, the document has been filed for recordation as set forth in 37 CFR 3.11. Completion of this form is NOT a substitute for filing an assignment.

(A) NAME OF ASSIGNEE

(B) RESIDENCE: (CITY and STATE OR COUNTRY)

Solid State Opto Limited

British Virgin Islands

Please check the appropriate assignee category or categories (will not be printed on the patent): ☐ Individual ☒ Corporation or other private group entity ☐ Government

4a. The following fee(s) are submitted:

☒ Issue Fee
☒ Publication Fee (No small entity discount permitted)
☐ Advance Order - # of Copies _____

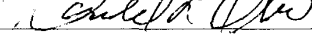
4b. Payment of Fee(s): (Please first reapply any previously paid issue fee shown above)

☐ A check is enclosed.
☒ Payment by credit card ~~XXXXXXXXXXXXXXXXXXXX~~ via EFS Web
☒ The Director is hereby authorized to charge the required fee(s), any deficiency, or credit any overpayment, to Deposit Account Number ~~18-0988~~ (enclose an extra copy of this form).

5. Change in Entity Status (from status indicated above)

☐ a. Applicant claims SMALL ENTITY status. See 37 CFR 1.27. ☐ b. Applicant is no longer claiming SMALL ENTITY status. See 37 CFR 1.27(g)(2).

NOTE: The Issue Fee and Publication Fee (if required) will not be accepted from anyone other than the applicant; a registered attorney or agent; or the assignee or other party in interest as shown by the records of the United States Patent and Trademark Office.

Authorized Signature 
Typed or printed name **Donald L. Otto**

Date **September 5, 2008**
Registration No. **22,125**

This collection of information is required by 37 CFR 1.311. The information is required to obtain or retain a benefit by the public which is to file (and by the USPTO to process) an application. Confidentiality is governed by 35 U.S.C. 122 and 37 CFR 1.14. This collection is estimated to take 12 minutes to complete, including gathering, preparing, and submitting the completed application form to the USPTO. Time will vary depending upon the individual case. Any comments on the amount of time you require to complete this form and/or suggestions for reducing this burden, should be sent to the Chief Information Officer, U.S. Patent and Trademark Office, U.S. Department of Commerce, P.O. Box 1450, Alexandria, Virginia 22313-1450. DO NOT SEND FEES OR COMPLETED FORMS TO THIS ADDRESS. SEND TO: Commissioner for Patents, P.O. Box 1450, Alexandria, Virginia 22313-1450.

Under the Paperwork Reduction Act of 1995, no persons are required to respond to a collection of information unless it displays a valid OMB control number.

Electronic Patent Application Fee Transmittal				
Application Number:		11378080		
Filing Date:		17-Mar-2006		
Title of Invention:		LIGHT EMITTING PANEL ASSEMBLIES		
First Named Inventor/Applicant Name:		Jeffery R. Parker		
Filer:		Donald L. Otto/Jeanne Murphy		
Attorney Docket Number:		GLOLP0108USAE		
Filed as Large Entity				
Utility under 35 USC 111(a) Filing Fees				
Description	Fee Code	Quantity	Amount	Sub-Total in USD(\$)
Basic Filing:				
Pages:				
Claims:				
Miscellaneous-Filing:				
Petition:				
Patent-Appeals-and-Interference:				
Post-Allowance-and-Post-Issuance:				
Utility Appl issue fee	1501	1	1440	1440
Publ. Fee- early, voluntary, or normal	1504	1	300	300

Description	Fee Code	Quantity	Amount	Sub-Total in USD(\$)
Extension-of-Time:				
Miscellaneous:				
Total in USD (\$)				1740

Electronic Acknowledgement Receipt	
EFS ID:	3894496
Application Number:	11378080
International Application Number:	
Confirmation Number:	8860
Title of Invention:	LIGHT EMITTING PANEL ASSEMBLIES
First Named Inventor/Applicant Name:	Jeffery R. Parker
Customer Number:	23908
Filer:	Donald L. Otto/Jeanne Murphy
Filer Authorized By:	Donald L. Otto
Attorney Docket Number:	GLOLP0108USAE
Receipt Date:	05-SEP-2008
Filing Date:	17-MAR-2006
Time Stamp:	13:53:23
Application Type:	Utility under 35 USC 111(a)

Payment information:

Submitted with Payment	yes
Payment Type	Credit Card
Payment was successfully received in RAM	\$1740
RAM confirmation Number	9416
Deposit Account	
Authorized User	

File Listing:

Document Number	Document Description	File Name	File Size(Bytes)/ Message Digest	Multi Part /.zip	Pages (if appl.)
-----------------	----------------------	-----------	-------------------------------------	------------------	------------------

MBI_000155

1	Issue Fee Payment (PTO-85B)	GLOLP0108USAEissuefee.pdf	96768 b328cfb1d7ea62108e7b04bb90ff398f91e17dae	no	1
Warnings:					
Information:					
2	Fee Worksheet (PTO-06)	fee-info.pdf	31833 7fb34e88bdddea2f21645805484ac77c20bf5e6ea	no	2
Warnings:					
Information:					
Total Files Size (in bytes):			128601		
<p>This Acknowledgement Receipt evidences receipt on the noted date by the USPTO of the indicated documents, characterized by the applicant, and including page counts, where applicable. It serves as evidence of receipt similar to a Post Card, as described in MPEP 503.</p> <p><u>New Applications Under 35 U.S.C. 111</u> If a new application is being filed and the application includes the necessary components for a filing date (see 37 CFR 1.53(b)-(d) and MPEP 506), a Filing Receipt (37 CFR 1.54) will be issued in due course and the date shown on this Acknowledgement Receipt will establish the filing date of the application.</p> <p><u>National Stage of an International Application under 35 U.S.C. 371</u> If a timely submission to enter the national stage of an international application is compliant with the conditions of 35 U.S.C. 371 and other applicable requirements a Form PCT/DO/EO/903 indicating acceptance of the application as a national stage submission under 35 U.S.C. 371 will be issued in addition to the Filing Receipt, in due course.</p> <p><u>New International Application Filed with the USPTO as a Receiving Office</u> If a new international application is being filed and the international application includes the necessary components for an international filing date (see PCT Article 11 and MPEP 1810), a Notification of the International Application Number and of the International Filing Date (Form PCT/RO/105) will be issued in due course, subject to prescriptions concerning national security, and the date shown on this Acknowledgement Receipt will establish the international filing date of the application.</p>					



UNITED STATES PATENT AND TRADEMARK OFFICE

UNITED STATES DEPARTMENT OF COMMERCE
United States Patent and Trademark Office
Address: COMMISSIONER FOR PATENTS
P.O. Box 1450
Alexandria, Virginia 22313-1450
www.uspto.gov

APPLICATION NO.	ISSUE DATE	PATENT NO.	ATTORNEY DOCKET NO.	CONFIRMATION NO.
11/378,080	10/14/2008	7434974	GLOLP0108USAE	8860

23908 7590 09/24/2008
RENNER OTTO BOISSELLE & SKLAR, LLP
1621 EUCLID AVENUE
NINETEENTH FLOOR
CLEVELAND, OH 44115

ISSUE NOTIFICATION

The projected patent number and issue date are specified above.

Determination of Patent Term Adjustment under 35 U.S.C. 154 (b) (application filed on or after May 29, 2000)

The Patent Term Adjustment is 103 day(s). Any patent to issue from the above-identified application will include an indication of the adjustment on the front page.

If a Continued Prosecution Application (CPA) was filed in the above-identified application, the filing date that determines Patent Term Adjustment is the filing date of the most recent CPA.

Applicant will be able to obtain more detailed information by accessing the Patent Application Information Retrieval (PAIR) WEB site (<http://pair.uspto.gov>).

Any questions regarding the Patent Term Extension or Adjustment determination should be directed to the Office of Patent Legal Administration at (571)-272-7702. Questions relating to issue and publication fee payments should be directed to the Customer Service Center of the Office of Patent Publication at (571)-272-4200.

APPLICANT(s) (Please see PAIR WEB site <http://pair.uspto.gov> for additional applicants):

Jeffery R. Parker, Richfield, OH;

Practitioner's Docket No. GL0LP0108USAE

PATENT

IN THE UNITED STATES PATENT AND TRADEMARK OFFICE

Patent Number: **7,434,974**
Issued: **October 14, 2008**
Name of Patentee: **Jeffery R. Parker**
Title of Invention: **LIGHT EMITTING PANEL ASSEMBLIES**

Commissioner for Patents
P.O. Box 1450
Alexandria, VA 22313-1450

**REQUEST FOR CERTIFICATE OF CORRECTION OF PATENT
FOR APPLICANT'S MISTAKE (37 C.F.R. § 1.323)**

1. It is noted that an error appears in this patent of a

- ☐ clerical
- ☒ typographical
- ☐ minor

nature or character, as more fully described below. It occurred in good faith. Correction thereof does not involve such changes in the patent as would constitute new matter or would require re-examination. A certificate of correction is requested.

2. Attached hereto is PTO/SB/44 (also FORM PTO/1050) in a form suitable for printing.

NOTE: Form PTO/SB/44 (also Form PTO-1050), using the column and line number in the printed patent, should be used exclusively, regardless of the length or complexity of the subject matter. M.P.E.P. § 1485, 8th ed., Rev. 2.

NOTE: The patent grant should be retained by the patentee. The PTO does not attach the certificate of correction to the patentee's copy of the patent. The patent grant will be returned to the patentee if submitted. M.P.E.P. § 1485, 8th ed., Rev. 2.

3. The exact page and line number where the error occurs in the application file are:

NOTE: This information should be identified in this request, however, on Form PTO-1050, only the column and line number in the printed patent should be used. M.P.E.P. § 1485, 8th Edition, Rev. 2.

Reply Under 37 CFR 1.116 filed August 8, 2008, page 7, claim 25, line 1

Application claim 25 should have been made dependent on claim 26 instead of claim 4 since there is no antecedent basis in claim 4 for "the film".

4. Please send the Certificate to

Name: RENNER, OTTO, BOISSELLE & SKLAR, LLP

Address: 1621 Euclid Avenue, 19th Floor

Cleveland, Ohio 44115-2191

5. Please pay the fee required by 37 C.F.R. § 1.20(a)–\$100.00, as follows:

☐ Attached is a ☐ check ☐ money order in the amount of \$ _____

☒ Authorization is hereby made to charge the amount of \$ additional fees, credit over-
payment

☒ to Deposit Account No. 18-0988

☒ to Credit card as shown on the attached credit card information authoriza-
tion form PTO-2038. **FILED VIA EFS WEB**

WARNING: Credit card information should **not** be included on this form as it may become public.


☒ Charge any additional fees required by this paper or credit any overpayment
in the manner authorized above.

A duplicate of this paper is attached.

Reg. No.: 22,125

Tel. No.:(216) 621-1113

Customer No.: 23908



SIGNATURE OF PRACTITIONER

Donald L. Otto

(type or print name of practitioner)

RENNER, OTTO, BOISSELLE & SKLAR, LLP
1621 Euclid Avenue - 19th Floor

P.O. Address

Cleveland, Ohio 44115-2191

NOTE: The certificate of correction for applicant's mistake may be signed by the attorney of record, unlike that for PTO mistake where the patentee or an owner of an interest in the invention must make the request.

Request for Certificate of Correction of Patent for Applicant's Mistake (37 C.F.R. § 1.323) [14-2]

—page 3 of 3)

**UNITED STATES PATENT AND TRADEMARK OFFICE
CERTIFICATE OF CORRECTION**

Page 1 of 1

PATENT NO. : 7,434,974 B2
APPLICATION NO.: 11/378,080
ISSUE DATE : October 14, 2008
INVENTOR(S) : Jeffery R. Parker

It is certified that an error appears or errors appear in the above-identified patent and that said Letters Patent is hereby corrected as shown below:

Column 9,
Line 66, replace "7" with --11--.

MAILING ADDRESS OF SENDER (Please do not use customer number below):

RENNER, OTTO, BOISSELLE & SKLAR, LLP
1621 Euclid Avenue, 19th Floor
Cleveland, Ohio 44115-2191

This collection of information is required by 37 CFR 1.322, 1.323, and 1.324. The information is required to obtain or retain a benefit by the public which is to file (and by the USPTO to process) an application. Confidentiality is governed by 35 U.S.C. 122 and 37 CFR 1.14. This collection is estimated to take 1.0 hour to complete, including gathering, preparing, and submitting the completed application form to the USPTO. Time will vary depending upon the individual case. Any comments on the amount of time you require to complete this form and/or suggestions for reducing this burden, should be sent to the Chief Information Officer, U.S. Patent and Trademark Office, U.S. Department of Commerce, P.O. Box 1450, Alexandria, VA 22313-1450. DO NOT SEND FEES OR COMPLETED FORMS TO THIS ADDRESS. SEND TO: **Attention Certificate of Corrections Branch, Commissioner for Patents, P.O. Box 1450, Alexandria, VA 22313-1450.**

If you need assistance in completing the form, call 1-800-PTO-9199 and select option 2.

MBI_000161

Electronic Patent Application Fee Transmittal				
Application Number:		11378080		
Filing Date:		17-Mar-2006		
Title of Invention:		LIGHT EMITTING PANEL ASSEMBLIES		
First Named Inventor/Applicant Name:		Jeffery R. Parker		
Filer:		Donald L. Otto/Jeanne Murphy		
Attorney Docket Number:		GLOLP0108USAE		
Filed as Large Entity				
Utility under 35 USC 111(a) Filing Fees				
Description	Fee Code	Quantity	Amount	Sub-Total in USD(\$)
Basic Filing:				
Pages:				
Claims:				
Miscellaneous-Filing:				
Petition:				
Patent-Appeals-and-Interference:				
Post-Allowance-and-Post-Issuance:				
Certificate of correction	1811	1	100	100
Extension-of-Time:				

Description	Fee Code	Quantity	Amount	Sub-Total in USD(\$)
Miscellaneous:				
Total in USD (\$)				100

Electronic Acknowledgement Receipt	
EFS ID:	4207138
Application Number:	11378080
International Application Number:	
Confirmation Number:	8860
Title of Invention:	LIGHT EMITTING PANEL ASSEMBLIES
First Named Inventor/Applicant Name:	Jeffery R. Parker
Customer Number:	23908
Filer:	Donald L. Otto/Jeanne Murphy
Filer Authorized By:	Donald L. Otto
Attorney Docket Number:	GLOLP0108USAE
Receipt Date:	30-OCT-2008
Filing Date:	17-MAR-2006
Time Stamp:	16:21:14
Application Type:	Utility under 35 USC 111(a)

Payment information:

Submitted with Payment	yes
Payment Type	Credit Card
Payment was successfully received in RAM	\$100
RAM confirmation Number	10577
Deposit Account	
Authorized User	

File Listing:

Document Number	Document Description	File Name	File Size(Bytes)/ Message Digest	Multi Part /.zip	Pages (if appl.)
-----------------	----------------------	-----------	-------------------------------------	------------------	------------------

MBI_000164

1	Request for Certificate of Correction	GLOLP0108USAEcertificateofcorrection.pdf	97480 40a9818c8265270fca40b263bc4e749b6d7c0624	no	4
Warnings:					
Information:					
2	Fee Worksheet (PTO-06)	fee-info.pdf	29968 93a91f95710142385885485a11a7fe126014164a	no	2
Warnings:					
Information:					
Total Files Size (in bytes):			127448		
<p>This Acknowledgement Receipt evidences receipt on the noted date by the USPTO of the indicated documents, characterized by the applicant, and including page counts, where applicable. It serves as evidence of receipt similar to a Post Card, as described in MPEP 503.</p> <p><u>New Applications Under 35 U.S.C. 111</u> If a new application is being filed and the application includes the necessary components for a filing date (see 37 CFR 1.53(b)-(d) and MPEP 506), a Filing Receipt (37 CFR 1.54) will be issued in due course and the date shown on this Acknowledgement Receipt will establish the filing date of the application.</p> <p><u>National Stage of an International Application under 35 U.S.C. 371</u> If a timely submission to enter the national stage of an international application is compliant with the conditions of 35 U.S.C. 371 and other applicable requirements a Form PCT/DO/EO/903 indicating acceptance of the application as a national stage submission under 35 U.S.C. 371 will be issued in addition to the Filing Receipt, in due course.</p> <p><u>New International Application Filed with the USPTO as a Receiving Office</u> If a new international application is being filed and the international application includes the necessary components for an international filing date (see PCT Article 11 and MPEP 1810), a Notification of the International Application Number and of the International Filing Date (Form PCT/RO/105) will be issued in due course, subject to prescriptions concerning national security, and the date shown on this Acknowledgement Receipt will establish the international filing date of the application.</p>					

UNITED STATES PATENT AND TRADEMARK OFFICE
CERTIFICATE OF CORRECTION


PATENT NO. : 7,434,974 B2
APPLICATION NO. : 11/378080
DATED : October 14, 2008
INVENTOR(S) : Jeffery R. Parker

Page 1 of 1

It is certified that error appears in the above-identified patent and that said Letters Patent is hereby corrected as shown below:

Column 9,
Line 66, replace "7" with --11--.

Signed and Sealed this
Second Day of December, 2008

A handwritten signature in black ink, appearing to read "Jon W. Dudas". The signature is stylized with a large, looping initial "J" and a cursive "Dudas".

JON W. DUDAS
Director of the United States Patent and Trademark Office



UNITED STATES PATENT AND TRADEMARK OFFICE

UNITED STATES DEPARTMENT OF COMMERCE
United States Patent and Trademark Office
Address: COMMISSIONER FOR PATENTS
P.O. Box 1450
Alexandria, Virginia 22313-1450
www.uspto.gov

APPLICATION NUMBER	PATENT NUMBER	GROUP ART UNIT	FILE WRAPPER LOCATION
11/378,080	7434974	2885	9200



Correspondence Address/Fee Address Change

The following fields have been set to Customer Number 93969 on 03/09/2010

- Correspondence Address
- Power of Attorney Address

The address of record for Customer Number 93969 is:

93969
Rambus International Ltd
c/o Rambus Inc.
4440 El Camino Real
Los Altos, CA 94022



UNITED STATES PATENT AND TRADEMARK OFFICE

UNITED STATES DEPARTMENT OF COMMERCE
United States Patent and Trademark Office
Address: COMMISSIONER FOR PATENTS
P.O. Box 1450
Alexandria, Virginia 22313-1450
www.uspto.gov

APPLICATION NUMBER	PATENT NUMBER	GROUP ART UNIT	FILE WRAPPER LOCATION
11/378,080	7434974	2885	9200



Correspondence Address/Fee Address Change

The following fields have been set to Customer Number 93969 on 03/23/2010

- Correspondence Address
- Power of Attorney Address

The address of record for Customer Number 93969 is:

93969
Donald L. Otto (Rambus)
Renner, Otto, Boisselle & Sklar, LLP
1621 Euclid Avenue
19th Floor
Cleveland, OH 44115

AO 120 (Rev. 08/10)

TO: Mail Stop 8 Director of the U.S. Patent and Trademark Office P.O. Box 1450 Alexandria, VA 22313-1450	REPORT ON THE FILING OR DETERMINATION OF AN ACTION REGARDING A PATENT OR TRADEMARK
---	---

In Compliance with 35 U.S.C. § 290 and/or 15 U.S.C. § 1116 you are hereby advised that a court action has been filed in the U.S. District Court Eastern District of Texas, Marshall Division on the following

☐ Trademarks or ☒ Patents. (☐ the patent action involves 35 U.S.C. § 292.);

DOCKET NO. 2:13-cv-00522	DATE FILED 6/28/2013	U.S. DISTRICT COURT Eastern District of Texas, Marshall Division
PLAINTIFF INNOVATIVE DISPLAY TECHNOLOGIES LLC		DEFENDANT ACER INC., and ACER AMERICA CORPORATION
PATENT OR TRADEMARK NO.	DATE OF PATENT OR TRADEMARK	HOLDER OF PATENT OR TRADEMARK
1 U.S. No. 6,755,547	6/29/2004	Innovative Display Technologies LLC
2 U.S. No. 7,300,194	11/27/2007	Innovative Display Technologies LLC
3 U.S. No. 7,384,177	6/10/2008	Innovative Display Technologies LLC
4 U.S. No. 7,404,660	7/29/2008	Innovative Display Technologies LLC
5 U.S. No. 7,434,974	10/14/2008	Innovative Display Technologies LLC

In the above—entitled case, the following patent(s)/ trademark(s) have been included:

DATE INCLUDED	INCLUDED BY <input type="checkbox"/> Amendment <input type="checkbox"/> Answer <input type="checkbox"/> Cross Bill <input type="checkbox"/> Other Pleading	
PATENT OR TRADEMARK NO.	DATE OF PATENT OR TRADEMARK	HOLDER OF PATENT OR TRADEMARK
1		
2		
3		
4		
5		

In the above—entitled case, the following decision has been rendered or judgement issued:

DECISION/JUDGEMENT

CLERK	(BY) DEPUTY CLERK	DATE
-------	-------------------	------

Copy 1—Upon initiation of action, mail this copy to Director Copy 3—Upon termination of action, mail this copy to Director
 Copy 2—Upon filing document adding patent(s), mail this copy to Director Copy 4—Case file copy

AO 120 (Rev. 08/10)

TO: Mail Stop 8 Director of the U.S. Patent and Trademark Office P.O. Box 1450 Alexandria, VA 22313-1450	REPORT ON THE FILING OR DETERMINATION OF AN ACTION REGARDING A PATENT OR TRADEMARK
---	---

In Compliance with 35 U.S.C. § 290 and/or 15 U.S.C. § 1116 you are hereby advised that a court action has been filed in the U.S. District Court Eastern District of Texas, Marshall Division on the following

☐ Trademarks or ☒ Patents. (☐ the patent action involves 35 U.S.C. § 292.);

DOCKET NO. 2:13-cv-00523	DATE FILED 6/28/2013	U.S. DISTRICT COURT Eastern District of Texas, Marshall Division
PLAINTIFF INNOVATIVE DISPLAY TECHNOLOGIES LLC		DEFENDANT DELL, INC.
PATENT OR TRADEMARK NO.	DATE OF PATENT OR TRADEMARK	HOLDER OF PATENT OR TRADEMARK
1 U.S. No. 6,755,547	6/29/2004	Innovative Display Technologies LLC
2 U.S. No. 7,300,194	11/27/2007	Innovative Display Technologies LLC
3 U.S. No. 7,384,177	6/10/2008	Innovative Display Technologies LLC
4 U.S. No. 7,404,660	7/29/2008	Innovative Display Technologies LLC
5 U.S. No. 7,434,974	10/14/2008	Innovative Display Technologies LLC

In the above—entitled case, the following patent(s)/ trademark(s) have been included:

DATE INCLUDED	INCLUDED BY <input type="checkbox"/> Amendment <input type="checkbox"/> Answer <input type="checkbox"/> Cross Bill <input type="checkbox"/> Other Pleading	
PATENT OR TRADEMARK NO.	DATE OF PATENT OR TRADEMARK	HOLDER OF PATENT OR TRADEMARK
1		
2		
3		
4		
5		

In the above—entitled case, the following decision has been rendered or judgement issued:

DECISION/JUDGEMENT		
CLERK	(BY) DEPUTY CLERK	DATE

Copy 1—Upon initiation of action, mail this copy to Director Copy 3—Upon termination of action, mail this copy to Director
 Copy 2—Upon filing document adding patent(s), mail this copy to Director Copy 4—Case file copy

MBI_000170

AO 120 (Rev. 08/10)

TO: Mail Stop 8 Director of the U.S. Patent and Trademark Office P.O. Box 1450 Alexandria, VA 22313-1450	REPORT ON THE FILING OR DETERMINATION OF AN ACTION REGARDING A PATENT OR TRADEMARK
---	---

In Compliance with 35 U.S.C. § 290 and/or 15 U.S.C. § 1116 you are hereby advised that a court action has been filed in the U.S. District Court Eastern District of Texas, Marshall Division on the following

☐ Trademarks or ☒ Patents. (☐ the patent action involves 35 U.S.C. § 292.):

DOCKET NO. 2:13-cv-00524	DATE FILED 6/28/2013	U.S. DISTRICT COURT Eastern District of Texas, Marshall Division
PLAINTIFF INNOVATIVE DISPLAY TECHNOLOGIES LLC		DEFENDANT HEWLETT-PACKARD COMPANY
PATENT OR TRADEMARK NO.	DATE OF PATENT OR TRADEMARK	HOLDER OF PATENT OR TRADEMARK
1 U.S. No. 6,755,547	6/29/2004	Innovative Display Technologies LLC
2 U.S. No. 7,300,194	11/27/2007	Innovative Display Technologies LLC
3 U.S. No. 7,384,177	6/10/2008	Innovative Display Technologies LLC
4 U.S. No. 7,404,660	7/29/2008	Innovative Display Technologies LLC
5 U.S. No. 7,434,974	10/14/2008	Innovative Display Technologies LLC

In the above—entitled case, the following patent(s)/ trademark(s) have been included:

DATE INCLUDED	INCLUDED BY <input type="checkbox"/> Amendment <input type="checkbox"/> Answer <input type="checkbox"/> Cross Bill <input type="checkbox"/> Other Pleading	
PATENT OR TRADEMARK NO.	DATE OF PATENT OR TRADEMARK	HOLDER OF PATENT OR TRADEMARK
1		
2		
3		
4		
5		

In the above—entitled case, the following decision has been rendered or judgement issued:

DECISION/JUDGEMENT		
CLERK	(BY) DEPUTY CLERK	DATE

Copy 1—Upon initiation of action, mail this copy to Director Copy 3—Upon termination of action, mail this copy to Director
 Copy 2—Upon filing document adding patent(s), mail this copy to Director Copy 4—Case file copy

MBI_000171

AO 120 (Rev. 08/10)

TO: Mail Stop 8 Director of the U.S. Patent and Trademark Office P.O. Box 1450 Alexandria, VA 22313-1450	REPORT ON THE FILING OR DETERMINATION OF AN ACTION REGARDING A PATENT OR TRADEMARK
---	---

In Compliance with 35 U.S.C. § 290 and/or 15 U.S.C. § 1116 you are hereby advised that a court action has been filed in the U.S. District Court Eastern District of Texas, Marshall Division on the following

☐ Trademarks or ☒ Patents. (☐ the patent action involves 35 U.S.C. § 292.):

DOCKET NO. 2:13-cv-00525	DATE FILED 6/28/2013	U.S. DISTRICT COURT Eastern District of Texas, Marshall Division
PLAINTIFF INNOVATIVE DISPLAY TECHNOLOGIES LLC		DEFENDANT HUAWEI INVESTMENT AND HOLDING CO., LTD., HUAWEI TECHNOLOGIES CO., LTD., and HUAWEI DEVICE USA INC.
PATENT OR TRADEMARK NO.	DATE OF PATENT OR TRADEMARK	HOLDER OF PATENT OR TRADEMARK
1 U.S. No. 6,755,547	6/29/2004	Innovative Display Technologies LLC
2 U.S. No. 7,300,194	11/27/2007	Innovative Display Technologies LLC
3 U.S. No. 7,384,177	6/10/2008	Innovative Display Technologies LLC
4 U.S. No. 7,404,660	7/29/2008	Innovative Display Technologies LLC
5 U.S. No. 7,434,974	10/14/2008	Innovative Display Technologies LLC

In the above—entitled case, the following patent(s)/ trademark(s) have been included:

DATE INCLUDED	INCLUDED BY <input type="checkbox"/> Amendment <input type="checkbox"/> Answer <input type="checkbox"/> Cross Bill <input type="checkbox"/> Other Pleading	
PATENT OR TRADEMARK NO.	DATE OF PATENT OR TRADEMARK	HOLDER OF PATENT OR TRADEMARK
1		
2		
3		
4		
5		

In the above—entitled case, the following decision has been rendered or judgement issued:

DECISION/JUDGEMENT

CLERK	(BY) DEPUTY CLERK	DATE
-------	-------------------	------

Copy 1—Upon initiation of action, mail this copy to Director Copy 3—Upon termination of action, mail this copy to Director
 Copy 2—Upon filing document adding patent(s), mail this copy to Director Copy 4—Case file copy

AO 120 (Rev. 08/10)

TO: Mail Stop 8 Director of the U.S. Patent and Trademark Office P.O. Box 1450 Alexandria, VA 22313-1450	REPORT ON THE FILING OR DETERMINATION OF AN ACTION REGARDING A PATENT OR TRADEMARK
---	---

In Compliance with 35 U.S.C. § 290 and/or 15 U.S.C. § 1116 you are hereby advised that a court action has been filed in the U.S. District Court Eastern District of Texas, Marshall Division on the following

☐ Trademarks or ☒ Patents. (☐ the patent action involves 35 U.S.C. § 292.);

DOCKET NO. 2:13-cv-00526	DATE FILED 6/28/2013	U.S. DISTRICT COURT Eastern District of Texas, Marshall Division
PLAINTIFF INNOVATIVE DISPLAY TECHNOLOGIES LLC		DEFENDANT RESEARCH IN MOTION LIMITED, and RESEARCH IN MOTION CORPORATION
PATENT OR TRADEMARK NO.	DATE OF PATENT OR TRADEMARK	HOLDER OF PATENT OR TRADEMARK
1 U.S. No. 6,755,547	6/29/2004	Innovative Display Technologies LLC
2 U.S. No. 7,300,194	11/27/2007	Innovative Display Technologies LLC
3 U.S. No. 7,384,177	6/10/2008	Innovative Display Technologies LLC
4 U.S. No. 7,404,660	7/29/2008	Innovative Display Technologies LLC
5 U.S. No. 7,434,974	10/14/2008	Innovative Display Technologies LLC

In the above—entitled case, the following patent(s)/ trademark(s) have been included:

DATE INCLUDED	INCLUDED BY <input type="checkbox"/> Amendment <input type="checkbox"/> Answer <input type="checkbox"/> Cross Bill <input type="checkbox"/> Other Pleading		
PATENT OR TRADEMARK NO.	DATE OF PATENT OR TRADEMARK	HOLDER OF PATENT OR TRADEMARK	
1			
2			
3			
4			
5			

In the above—entitled case, the following decision has been rendered or judgement issued:

DECISION/JUDGEMENT

CLERK	(BY) DEPUTY CLERK	DATE
-------	-------------------	------

Copy 1—Upon initiation of action, mail this copy to Director Copy 3—Upon termination of action, mail this copy to Director
Copy 2—Upon filing document adding patent(s), mail this copy to Director Copy 4—Case file copy

AO 120 (Rev. 08/10)

TO: Mail Stop 8 Director of the U.S. Patent and Trademark Office P.O. Box 1450 Alexandria, VA 22313-1450	REPORT ON THE FILING OR DETERMINATION OF AN ACTION REGARDING A PATENT OR TRADEMARK
---	---

In Compliance with 35 U.S.C. § 290 and/or 15 U.S.C. § 1116 you are hereby advised that a court action has been filed in the U.S. District Court Eastern District of Texas, Marshall Division on the following

☐ Trademarks or ☒ Patents. (☐ the patent action involves 35 U.S.C. § 292.):

DOCKET NO. 2:13-cv-00527	DATE FILED 6/28/2013	U.S. DISTRICT COURT Eastern District of Texas, Marshall Division
PLAINTIFF INNOVATIVE DISPLAY TECHNOLOGIES LLC		DEFENDANT ZTE CORPORATION, and ZTE (USA) INC.
PATENT OR TRADEMARK NO.	DATE OF PATENT OR TRADEMARK	HOLDER OF PATENT OR TRADEMARK
1 U.S. No. 6,755,547	6/29/2004	Innovative Display Technologies LLC
2 U.S. No. 7,300,194	11/27/2007	Innovative Display Technologies LLC
3 U.S. No. 7,384,177	6/10/2008	Innovative Display Technologies LLC
4 U.S. No. 7,404,660	7/29/2008	Innovative Display Technologies LLC
5 U.S. No. 7,434,974	10/14/2008	Innovative Display Technologies LLC

In the above—entitled case, the following patent(s)/ trademark(s) have been included:

DATE INCLUDED	INCLUDED BY <input type="checkbox"/> Amendment <input type="checkbox"/> Answer <input type="checkbox"/> Cross Bill <input type="checkbox"/> Other Pleading	
PATENT OR TRADEMARK NO.	DATE OF PATENT OR TRADEMARK	HOLDER OF PATENT OR TRADEMARK
1		
2		
3		
4		
5		

In the above—entitled case, the following decision has been rendered or judgement issued:

DECISION/JUDGEMENT		
CLERK	(BY) DEPUTY CLERK	DATE

Copy 1—Upon initiation of action, mail this copy to Director Copy 3—Upon termination of action, mail this copy to Director
 Copy 2—Upon filing document adding patent(s), mail this copy to Director Copy 4—Case file copy

MBI_000174