

UTILITY PATENT APPLICATION TRANSMITTAL <small>(ONLY FOR NEW NONPROVISIONAL APPLICATIONS UNDER 37 CFR 1.53(B))</small>	<table border="1" style="width: 100%; border-collapse: collapse;"> <tr> <td style="width: 50%;">Attorney Docket No.</td> <td>31118/DY0201A</td> </tr> <tr> <td>First Inventor</td> <td>Jos Vleurinck</td> </tr> <tr> <td>Title</td> <td>LABEL PRINTER</td> </tr> <tr> <td>Express Mail Label No.</td> <td>N/A</td> </tr> </table>	Attorney Docket No.	31118/DY0201A	First Inventor	Jos Vleurinck	Title	LABEL PRINTER	Express Mail Label No.	N/A
Attorney Docket No.	31118/DY0201A								
First Inventor	Jos Vleurinck								
Title	LABEL PRINTER								
Express Mail Label No.	N/A								

APPLICATION ELEMENTS <small>See MPEP chapter 600 concerning utility patent application contents.</small>	ADDRESS TO: Commissioner for Patents P.O. Box 1450 Alexandria, VA 22313-1450
--	---

<ol style="list-style-type: none"> 1. <input type="checkbox"/> Fee Transmittal Form (e.g., PTO/SB/17) 2. <input type="checkbox"/> Applicant claims small entity status. See 37 CFR 1.27. 3. <input checked="" type="checkbox"/> Specification [Total Pages <u>32</u>] <small>Both the claims and abstract must start on a new page (For information on the preferred arrangement, see MPEP 608.01(a))</small> 4. <input checked="" type="checkbox"/> Drawing(s) (35 U.S.C. 113) [Total Sheets <u>10</u>] 5. Oath or Declaration [Total Sheets <u>4</u>] <ol style="list-style-type: none"> a. <input type="checkbox"/> Newly executed (original or copy) b. <input checked="" type="checkbox"/> A copy from a prior application (37 CFR 1.63(d)) <small>(for continuation/divisional with Box 18 completed)</small> <ol style="list-style-type: none"> i. <input type="checkbox"/> DELETION OF INVENTOR(S) <small>Signed statement attached deleting inventor(s) name in the prior application, see 37 CFR 1.63(d)(2) and 1.33(b).</small> 6. <input checked="" type="checkbox"/> Application Data Sheet. See 37 CFR 1.76 7. <input type="checkbox"/> CD-ROM or CD-R in duplicate, large table or Computer Program (Appendix) <input type="checkbox"/> Landscape Table on CD 8. Nucleotide and/or Amino Acid Sequence Submission <small>(if applicable, items a. - c. are required)</small> <ol style="list-style-type: none"> a. <input type="checkbox"/> Computer Readable Form (CRF) b. Specification Sequence Listing on: <ol style="list-style-type: none"> i. <input type="checkbox"/> CD-ROM or CD-R (2 copies); or ii. <input type="checkbox"/> Paper c. <input type="checkbox"/> Statements verifying identity of above copies 	ACCOMPANYING APPLICATION PARTS <ol style="list-style-type: none"> 9. <input type="checkbox"/> Assignment Papers (cover sheet & document(s)) Name of Assignee <div style="border: 1px solid black; height: 20px; width: 100%;"></div> 10. <input type="checkbox"/> 37 CFR 3.73(b) Statement <input checked="" type="checkbox"/> Power of Attorney <small>(when there is an assignee)</small> 11. <input type="checkbox"/> English Translation Document (if applicable) 12. <input checked="" type="checkbox"/> Information Disclosure Statement (PTO/SB/08 or PTO-1449) <input checked="" type="checkbox"/> Copies of citations attached 13. <input checked="" type="checkbox"/> Preliminary Amendment 14. <input type="checkbox"/> Return Receipt Postcard (MPEP 503) <small>(Should be specifically itemized)</small> 15. <input type="checkbox"/> Certified Copy of Priority Document(s) <small>(if foreign priority is claimed)</small> 16. <input type="checkbox"/> Nonpublication Request under 35 U.S.C. 122 (b)(2)(B)(i). <small>Applicant must attach form PTO/SB/35 or equivalent.</small> 17. <input checked="" type="checkbox"/> Other: General Authorization <div style="border: 1px solid black; height: 40px; width: 100%;"></div>
--	--

18. If a CONTINUING APPLICATION, check appropriate box, and supply the requisite information below and in the first sentence of the specification following the title, or in an Application Data Sheet under 37 CFR 1.76:

☒ Continuation ☐ Divisional ☐ Continuation-in-part (CIP) of prior application No.: 10/436,363

Prior application information: Examiner Satwant K. Singh Art Unit: 2625

19. CORRESPONDENCE ADDRESS			
<input checked="" type="checkbox"/> The address associated with Customer Number:		04743	OR <input type="checkbox"/> Correspondence address below
Name			
Address			
City	State	Zip Code	
Country	Telephone	Email	
Signature		Date	October 7, 2009
Name (Print/Type) <u>Jeremy R. Kriegel</u>		Registration No. (Attorney/Agent)	39,257

I hereby certify that this paper (along with any paper referred to as being attached or enclosed) is being transmitted via the Office electronic filing system in accordance with § 1.6(a)(4).	
Dated: October 7, 2009	Signature: (Jeremy R. Kriegel)

Application Data Sheet

Application Information

Application Type::	Regular
Subject Matter::	Utility
Suggested Group Art Unit::	2625
CD-ROM or CD-R?::	None
Sequence submission?::	None
Computer Readable Form (CRF)?::	No
Title::	LABEL PRINTER
Attorney Docket Number::	31118/DY0201A
Request for Early Publication?::	No
Request for Non-Publication?::	No
Small Entity?::	No
Petition included?::	No
Secrecy Order in Parent Appl.?::	No

Applicant Information

Applicant Authority Type::	Inventor
Primary Citizenship Country::	Belgium
Status::	Full Capacity
Given Name::	Jos
Family Name::	Vleurinck
City of Residence::	Oordegem
Country of Residence::	Belgium
Street of mailing address::	Stichelendries 5
City of mailing address::	Oordegem
Country of mailing address::	Belgium
Postal or Zip Code of mailing address::	9340

Applicant Authority Type::	Inventor
Primary Citizenship Country::	Belgium

Status:: Full Capacity
Given Name:: Dirke
Family Name:: Winne
City of Residence:: Loppem
Country of Residence:: Belgium
Street of mailing address:: Begonialaan
City of mailing address:: Loppem
Country of mailing address:: Belgium
Postal or Zip Code of mailing address:: 8210

Applicant Authority Type:: Inventor
Primary Citizenship Country:: United Kingdom
Status:: Full Capacity
Given Name:: Edward
Middle Name:: Philip
Family Name:: Duffy
City of Residence:: Royston
Country of Residence:: United Kingdom
Street of mailing address:: 61 Green Drift
City of mailing address:: Royston
Country of mailing address:: United Kingdom
Postal or Zip Code of mailing address:: SG8 5BX

Correspondence Information

Correspondence Customer Number:: 04743

Representative Information

Representative Customer Number:: 04743

Domestic Priority Information

Application::	Continuity Type::	Parent Application::	Parent Filing Date::
This Application	Division of	10/436,363	05/13/03

Foreign Priority Information

Country::	Application number::	Filing Date::	Priority Claimed::
United Kingdom	GB 0210917.1	05/13/02	Yes
United Kingdom	GB 0301123.6	01/17/03	Yes
United Kingdom	GB 0303625.8	02/17/03	Yes

Assignee Information

Assignee name:: DYMO
 Street of mailing address:: Industrie Park – Noord 30
 City of mailing address:: 9100 St. Niklaas
 State or Province of mailing address:: BELGIUM
 Postal or Zip Code of mailing address::

Application No. (if known):

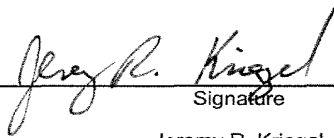
Attorney Docket No.: 31118/DY0201A

Certificate of Electronic Filing Under 37 CFR 1.8

I hereby certify that this correspondence is being transmitted via the Office electronic filing system in accordance with 37 CFR 1.6(a)(4):

Commissioner for Patents
P.O. Box 1450
Alexandria, VA 22313-1450

on October 7, 2009
Date



Signature

Jeremy R. Kriegel

Typed or printed name of person signing Certificate

39,257
Registration Number, if applicable

(312) 474-6300
Telephone Number

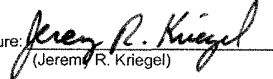
Note: Each paper must have its own certificate of mailing.

Application Data Sheet (3 pages)

I hereby certify that this paper (along with any paper referred to as being attached or enclosed) is being transmitted via the Office electronic filing system in accordance with § 1.6(a)(4).

Dated: October 7, 2009

Signature:


(Jeremy R. Kriegel)

PATENT
31118/DY0201A

IN THE UNITED STATES PATENT AND TRADEMARK OFFICE

In re Patent Application of: Vleurinck, et al.

Application No.: Not yet assigned

Confirmation No.: (Not yet assigned)

Filed: Herewith (Continuation of U.S. Appl. No.
10/436,363, filed May 13, 2003)

Art Unit: (Not yet assigned)

For: LABEL PRINTER

Examiner: (Not yet assigned)

GENERAL AUTHORIZATION

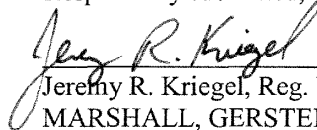
Commissioner for Patents
P.O. Box 1450
Alexandria, VA 22313-1450

Sir:

Applicants, by their undersigned attorney, hereby request and authorize that any future reply concerning this patent application requiring a petition for an extension of time under 37 CFR 1.136 for its timely submission be treated as incorporating a petition for extension of time for the appropriate length of time. Any necessary fees associated with the prosecution of this application may be charged to Deposit Account No. 13-2855.

Date: October 7, 2009

Respectfully submitted,



Jeremy R. Kriegel, Reg. No. 39,257
MARSHALL, GERSTEIN & BORUN LLP
233 South Wacker Drive, 6300 Sears Tower
Chicago, Illinois 60606
Tel. (312) 474-6300
Fax (312) 474-0448

Attorney for Applicants

Page 1 of 1

I hereby certify that this paper (along with any paper referred to as being attached or enclosed) is being transmitted via the Office electronic filing system in accordance with § 1.6(a)(4).

October 7, 2009

Signature: 

(Jeremy R. Kriegel)

Docket No.: 31118/DY0201A
(PATENT)

IN THE UNITED STATES PATENT AND TRADEMARK OFFICE

In re Patent Application of:
Jos Vleurinck et al.

Application No.: Not Yet Assigned

Confirmation No.: Not Yet
Assigned

Filed: Concurrently Herewith

Art Unit: Not Yet Assigned

For: LABEL PRINTER

Examiner: Not Yet Assigned

PRELIMINARY AMENDMENT

MS New Application
Commissioner for Patents
P.O. Box 1450
Alexandria, VA 22313-1450

Sir:

INTRODUCTORY COMMENTS

Prior to examination on the merits, please amend the above-identified
U.S. patent application as follows:

Amendments to the Specification begin on page 2 of this paper.

Amendments to the Claims are reflected in the Listing of Claims,
which begins on page 3 of this paper.

Ten (10) **Replacement Sheets of drawings** are submitted herewith.

Remarks begin on page 5 of this paper.

AMENDMENTS TO THE SPECIFICATION

On page 1, before the "Field Of The Invention," please insert the follow new paragraph and section heading:

Cross-reference to Related Application

This application is a Continuation of United States Patent Application No. 10/436,363, filed May 13, 2003, the entire disclosure of which is incorporated herein by reference.

Amendments to the Claims

The following Listing of Claims replaces all prior versions, and listings, of claims in the present application.

Listing of Claims

1-91 (Canceled).

92 (New). A label printer for printing an image on an image receiving medium, said label printer comprising:

an input configured to input said image to be printed;

a printer configured to print said image on the image receiving medium;

a memory configured to store a plurality of images; and

a controller configured to control said label printer,

wherein said controller is further configured to control the memory to store an image in said memory each time an image is printed, said input is further configured to recall one of said stored images, and said printer is further configured to one of edit and reprint said recalled stored image.

93 (New). A label printer as claimed in claim 92, wherein said memory is arranged to store a maximum of N previously printed labels.

94 (New). A label printer as claimed in claim 93, wherein the controller is configured such that, when the number of labels printed is greater than N, the oldest label is deleted.

95 (New). A label printer as claimed in claim 93, wherein said memory has N memory locations for storing said printed images.

96 (New). A label printer as claimed in claim 92, wherein said controller is configured to determine whether more than one copy of an image is printed and, if so, to store said image only once in said memory.

97 (New). A label printer as claimed in claim 92, wherein said controller is configured to determine whether a current printed image is the same as an image previously printed and, if so, to ensure that the memory only stores only one version of said image.

98. (New). A label printer as claimed in claim 97, wherein the previously stored image which is the same as the current image is deleted and the current image is stored in said memory.

99. (New). A method for printing an image on an image receiving medium comprising the steps of:

- inputting the image to be printed;
- printing the image on the image receiving medium;
- storing a plurality of images, such that each time an image is printed said image is stored; and
- recalling one of said stored images, wherein the method further comprises one of editing and reprinting said recalled stored image.

100 (New). A label printer for printing an image on an image receiving medium, said label printer comprising:

- input means for inputting said image to be printed;
- printing means for printing said image on the image receiving medium;
- memory means for storing a plurality of images; and
- control means for controlling said label printer,

wherein said control means is for controlling the memory means to store an image in said memory means each time an image is printed, said input means comprises means for recalling one of said stored images, and said print means is for one of editing and reprinting said recalled stored image.

REMARKS


By the foregoing amendment, a cross-reference to the parent application has been added.

All claims 1-91 of the parent application are canceled, and new claims 92-100 are substituted. No new matter has been added by way of this amendment. In the event any additional fees are necessary, kindly charge the cost thereof to our Deposit Account No. 13-2855.

It is respectfully submitted that the claims are in condition for examination on the merits. The Examiner's favorable action is respectfully solicited.

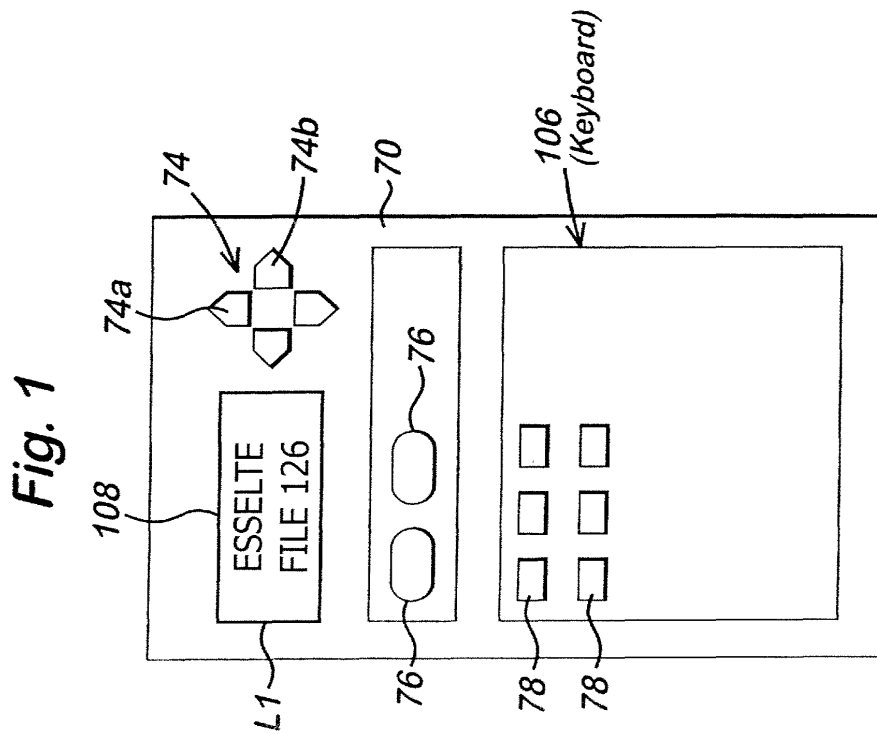
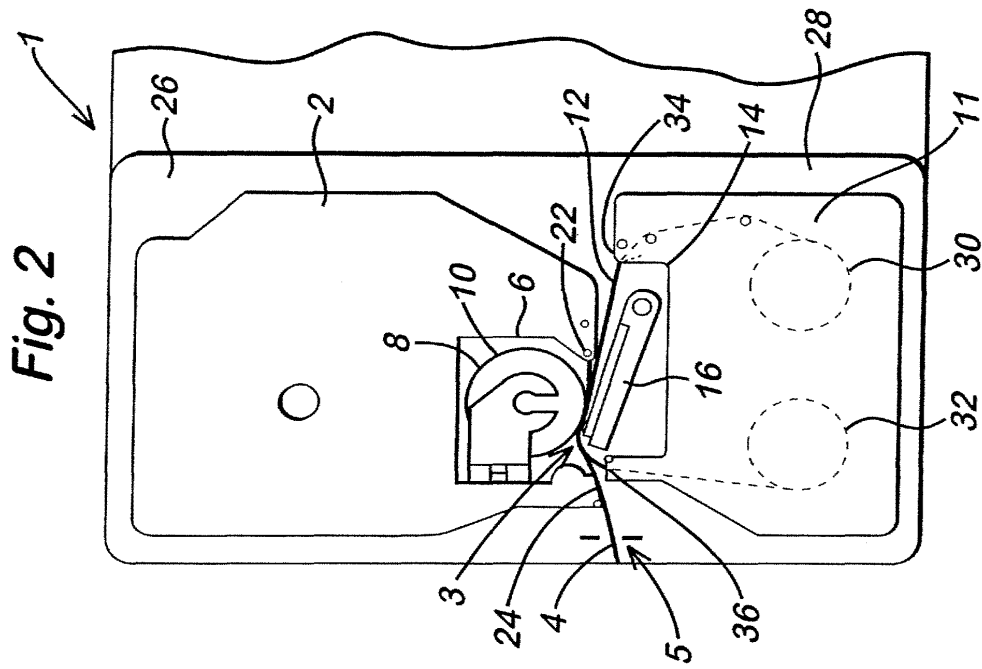
October 7, 2009

Respectfully submitted,

By 

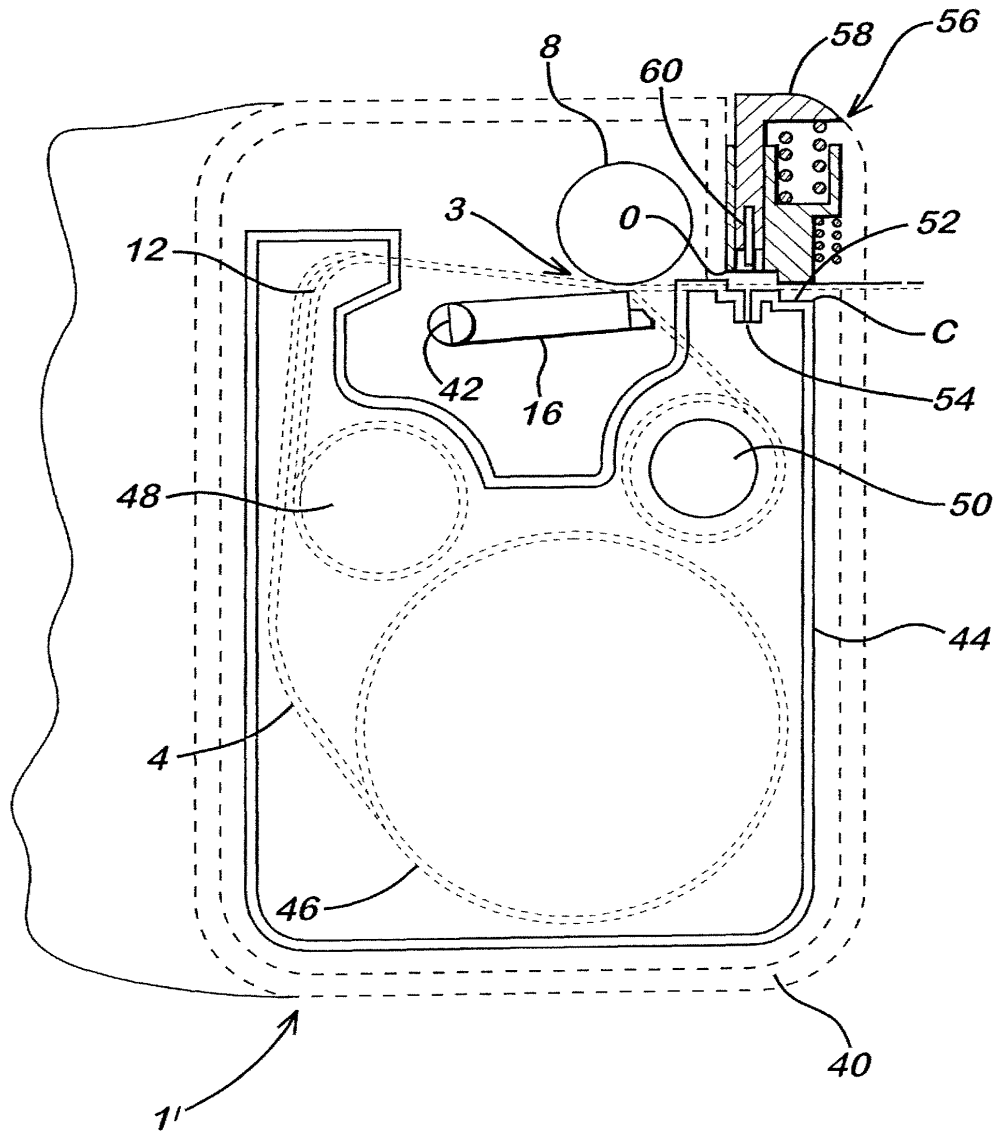
Jeremy R. Kriegel, Reg. No. 39,257
MARSHALL, GERSTEIN & BORUN LLP
6300 Willis Tower
233 South Wacker Drive
Chicago, Illinois 60606-6357
(312) 474-6300
Attorney for Applicants

1/10



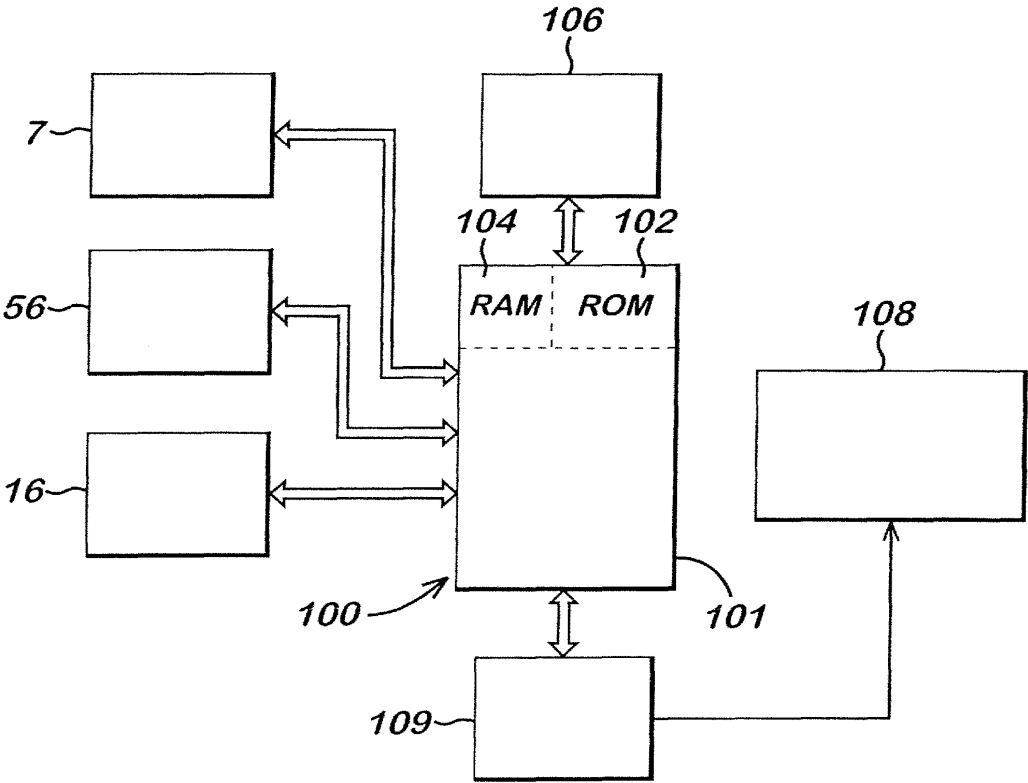
2/10

Fig. 3



3/10

Fig. 4



4/10

Fig. 5

NEW
1. Text 2. Text & format

Fig. 6

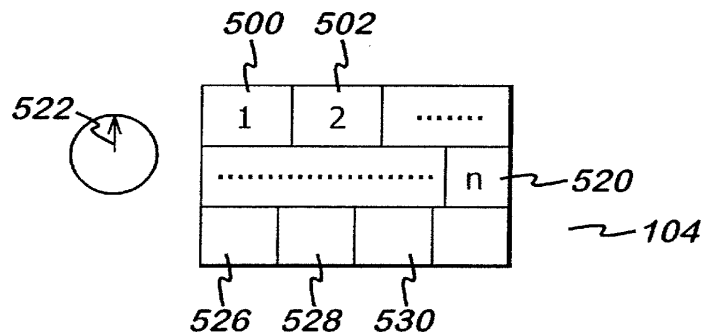


Fig. 7

524a	524b	524c

Fig. 8

RECALL
1. User stored 2. Previous

Fig. 9

Dog ate a

Fig. 10

PREVIEW
1. Text 2. Format

5/10

Fig. 11

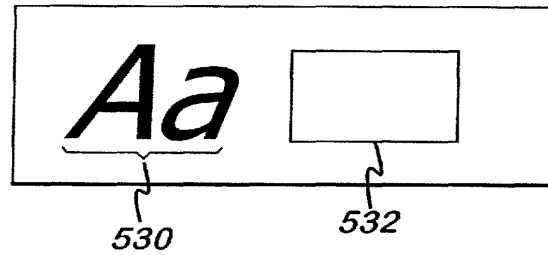


Fig. 12

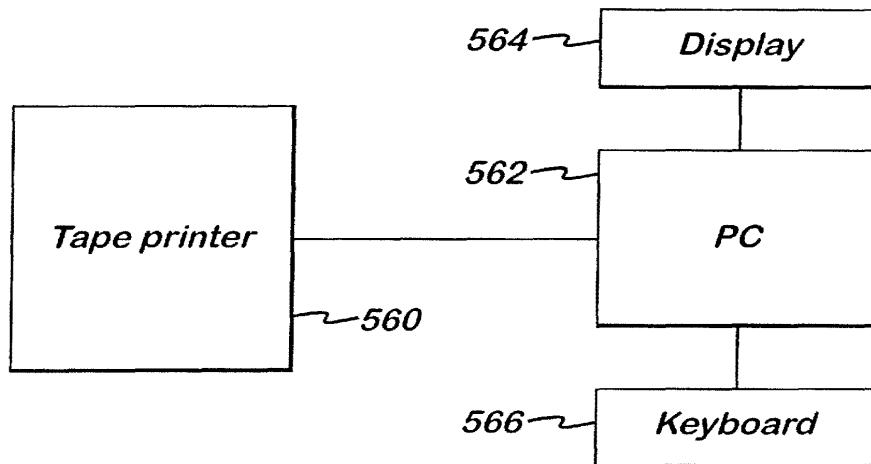


Fig. 13a

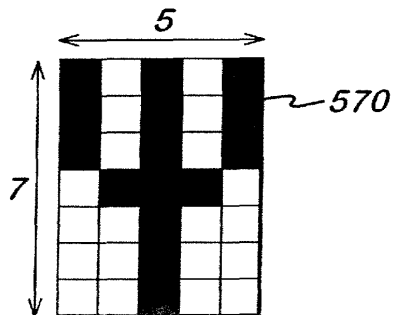
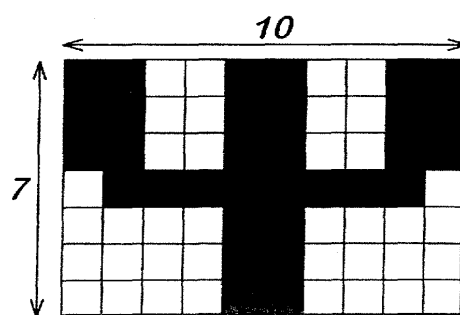
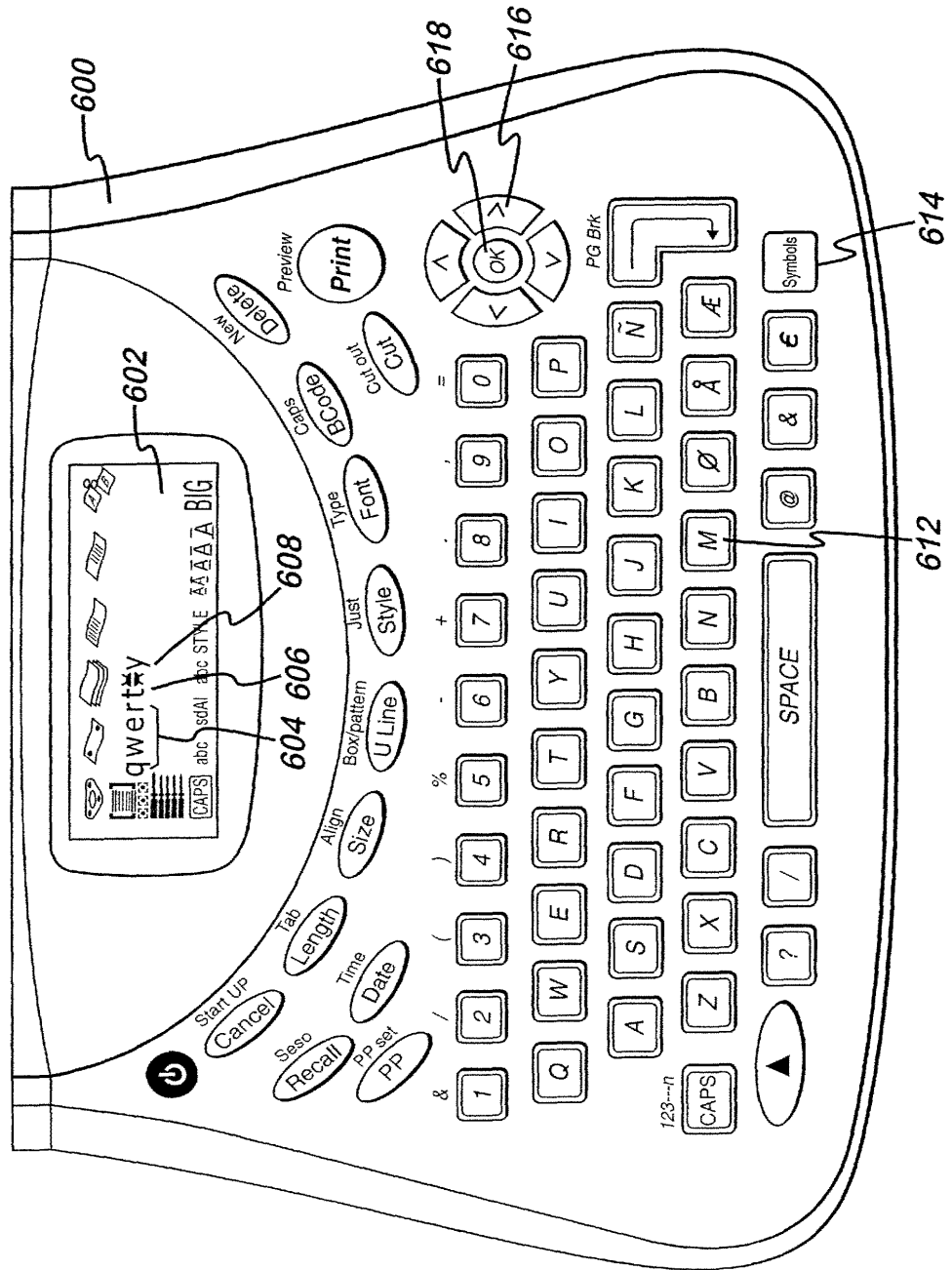


Fig. 13b



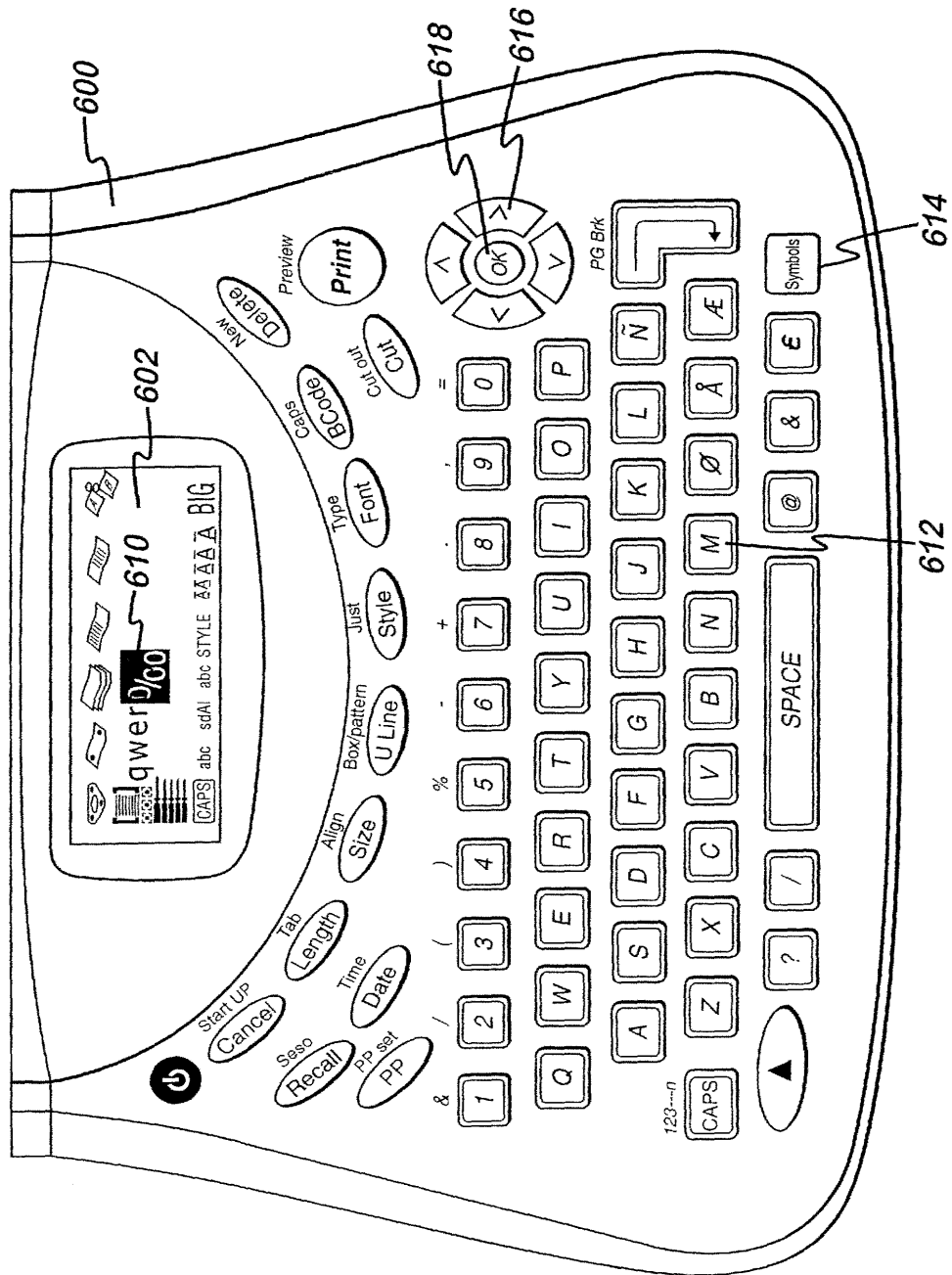
6/10

Fig. 14a



7/10

Fig. 14b



8/10

Fig. 14c

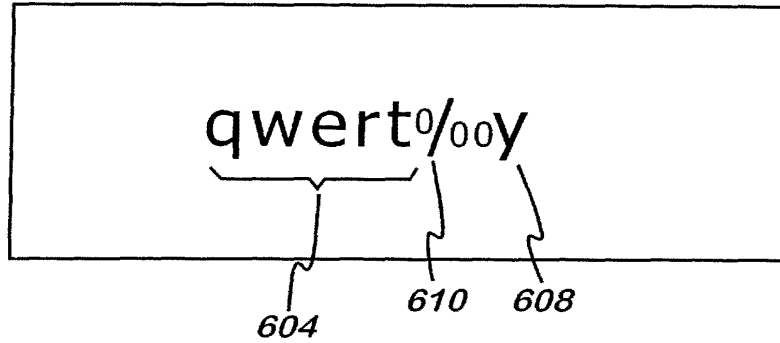


Fig. 15a






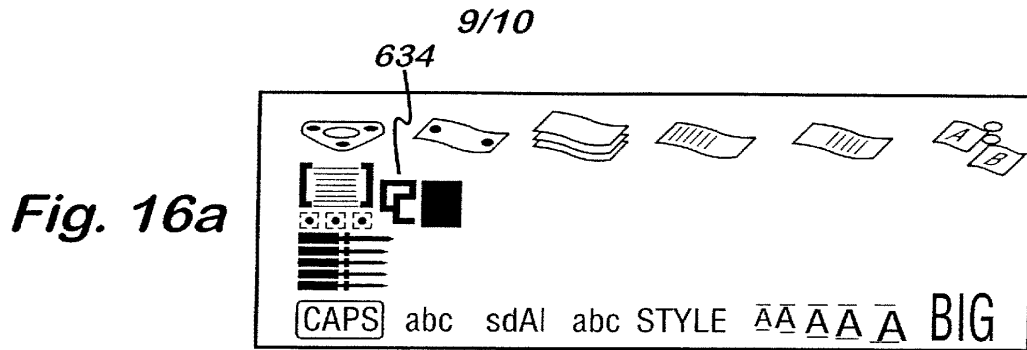
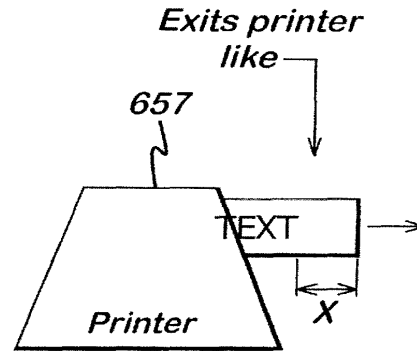
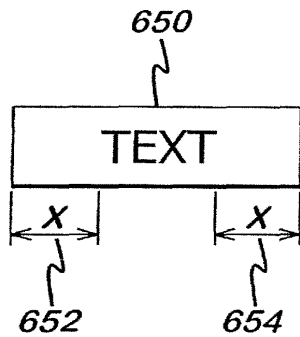
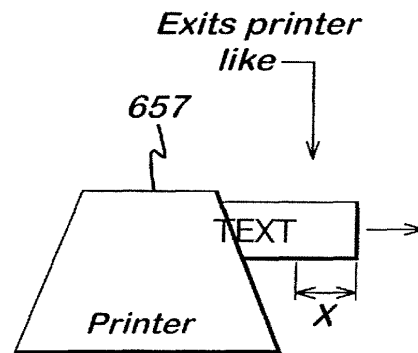
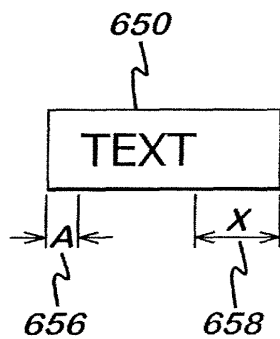
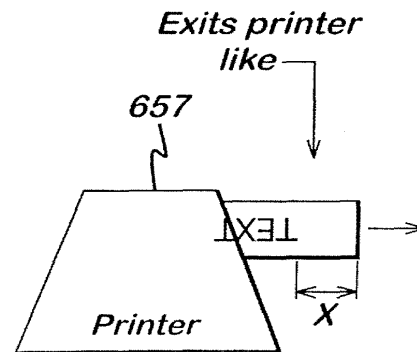
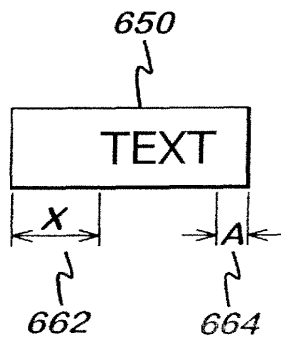


Fig. 15b





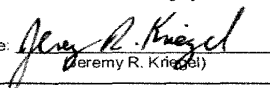
10/10

Fig. 18aNormal label**Fig. 18b**Left-aligned label**Fig. 18c**Right-aligned label

I hereby certify that this paper (along with any paper referred to as being attached or enclosed) is being transmitted via the Office electronic filing system in accordance with § 1.6(a)(4).

Dated: October 7, 2009

Signature:


Jeremy R. Krieger

Docket No.: 31118/DY0201A
(PATENT)

IN THE UNITED STATES PATENT AND TRADEMARK OFFICE

In re Patent Application of:
Jos Vleurinck et al.

Application No.: Not Yet Assigned

Confirmation No.: Not Yet Assigned

Filed: Concurrently Herewith

Art Unit: Not Yet Assigned

For: LABEL PRINTER

Examiner: Not Yet Assigned

INFORMATION DISCLOSURE STATEMENT (IDS)

Commissioner for Patents
P.O. Box 1450
Alexandria, VA 22313-1450

Dear Sir:

Pursuant to 37 CFR 1.56, 1.97 and 1.98, the attention of the Patent and Trademark Office is hereby directed to the references listed on the attached PTO/SB/08. It is respectfully requested that the information be expressly considered during the prosecution of this application, and that the references be made of record therein and appear among the "References Cited" on any patent to issue therefrom.

This Information Disclosure Statement accompanies the new patent application submitted herewith.

U.S. Patents and Published Applications

5,360,277	Matsubara et al.
5,560,718	Furuya
5,857,789	Day et al.
5,885,012	Hastings et al.
5,967,675	Hastings et al.
6,038,377	Christopher et al.
6,293,717	Kurashina
6,302,603	Akaiwa et al.
6,381,027	Tanaka
6,928,619	Clow et al.
7,126,716	Kaufman et al.

7,284,920 Waldal
7,386,803 Clow et al.

2004/0036915 Vleurinck et al.
2007/0187508 Takayama
2007/0195337 Takayama et al.

Foreign Patents

EP-0 578 372 B1	Esselte N.V. (**)
EP-0 592 198 A2	Seiko Epson Corporation (**)
EP-0 641 663 A2	Brother Kogyo Kabushiki Kaisha (**)
EP-0 641 663 B1	Brother Kogyo Kabushiki (**)
EP-0 650 841 A2	Casio Computer Company Limited (**)
EP-0 661 656 A2	Brother Kogyo Kabushiki Kaisha (**)
EP-0 745 487 A1	Seiko Epson Corporation (**)
EP-0 760 291 A2	Esselte N.V. (**)
EP-0 816 105 B1	Esselte N.V. (**)
EP-0 875 388 A2	Seiko Epson Corporation (**)
EP-0 885 733 A2	Esselte N.V. (**)
EP-1 039 410 A1	Hewlett-Packard Company (**)
EP-1 072 423 A2	Esselte N.V. (**)
EP-1 125 750 A2	Esselte N.V. (**)
EP-1 201 444 A2	Esselte N.V. (**)
GB 2314955 A	Esselte N.V. (**)
WO-01/14146 A1	Zebra Technologies Corporation (**)

Other Literature

Office Action from German application DE 203 07 514.5,
mailed January 19, 2004 (3 pages).

European Search Report from EP 03252962.0, dated
February 15, 2006 (3 pages).

In accordance with 37 CFR 1.98(a)(2)(ii), Applicants have not submitted copies of U.S. patents and U.S. patent applications. Those documents which are marked with a double asterisk (**) next to the Cite No. above and in the attached form PTO-SB/08b are not supplied because they were previously cited by or submitted to the Office in prior application number 10/436,363 filed May 13, 2003, published February 26, 2004 as US 2004-0036915 A1, and relied upon in this application for an earlier filing date under 35 U.S.C. 120.

In accordance with 37 CFR 1.97(g), the filing of this Information Disclosure Statement shall not be construed to mean that a search has been made or that no other material information as defined in 37 CFR 1.56(a) exists. In accordance with 37 CFR 1.97(h), the filing of this Information Disclosure Statement shall not be construed to be an admission that any patent, publication or other information referred to therein is "prior art" for this invention unless specifically designated as such.

It is submitted that the Information Disclosure Statement is in compliance with 37 CFR 1.98 and the Examiner is respectfully requested to consider the listed references.

The Director is hereby authorized to charge any deficiency in the fees filed, asserted to be filed or which should have been filed herewith (or with any paper hereafter filed in this application by this firm) to our Deposit Account No. 13-2855, under Order No. 31118/DY0201A.

Dated: October 7, 2009

Respectfully submitted,

By


Jeremy R. Kriegel

Registration No.: 39,257

MARSHALL, GERSTEIN & BORUN LLP

233 S. Wacker Drive, Suite 6300

Sears Tower

Chicago, Illinois 60606-6357

(312) 474-6300

Attorney for Applicants

Substitute for form 1449/PTO INFORMATION DISCLOSURE STATEMENT BY APPLICANT <i>(Use as many sheets as necessary)</i>				Complete if Known	
				Application Number	Not Yet Assigned
				Filing Date	Concurrently Herewith
				First Named Inventor	Jos Vleurinck
				Art Unit	Not Yet Assigned
				Examiner Name	Not Yet Assigned
Sheet	1	of	3	Attorney Docket Number	31118/DY0201A

U.S. PATENT DOCUMENTS					
Examiner Initials*	Cite No. ¹	Document Number	Publication Date MM-DD-YYYY	Name of Patentee or Applicant of Cited Document	Pages, Columns, Lines, Where Relevant Passages or Relevant Figures Appear
		Number-Kind Code ² (if known)			
	A*	5,360,277	11-01-1994	Matsubara et al.	
	B*	5,560,718	10-01-1996	Furuya	
	C*	5,857,789	01-12-1999	Day et al.	
	D*	5,885,012	03-23-1999	Hastings et al.	
	E*	5,967,675	10-19-1999	Hastings et al.	
	F*	6,038,377	03-14-2000	Christopher et al.	
	G*	6,293,717	09-25-2001	Kurashina	
	H*	6,302,603	10-16-2001	Akaiwa et al.	
	I*	6,381,027	04-30-2002	Tanaka	
	J*	6,928,619	08-2005	Clow et al.	
	J*	7,126,716	10-24-2006	Kaufman et al.	
	K*	7,284,920	10-23-2007	Waldal	
	L*	7,386,803	06-2008	Clow et al.	
	M*	2004/0036915	05-13-2003	Vleurinck et al.	
	N*	2007/0187508	08-2007	Takayama	
	P*	2007/0195337	08-2007	Takayama et al.	

FOREIGN PATENT DOCUMENTS						
Examiner Initials*	Cite No. ¹	Foreign Patent Document	Publication Date	Name of Patentee or Applicant of Cited Document	Pages, Columns, Lines, Where Relevant Passages Or Relevant Figures Appear	T ⁶
		Country Code ³ -Number ⁴ -Kind Code ⁵ (if known)	MM-DD-YYYY			
	P**	EP-0 578 372 B1	09-04-1996	Essette N.V.		
	Q**	EP-0 592 198 A2	04-13-1994	Seiko Epson Corporation		
	R**	EP-0 641 663 A2	03-08-1995	Brother Kogyo Kabushiki Kaisha		
	S**	EP-0 641 663 B1	12-12-2001	Brother Kogyo Kabushiki		
	T**	EP-0 650 841 A2	05-03-1995	Casio Computer Company Limited		
	U**	EP-0 661 656 A2	07-05-1995	Brother Kogyo Kabushiki Kaisha		

Examiner Signature	Date Considered
-----------------------	--------------------

*EXAMINER: Initial if reference considered, whether or not citation is in conformance with MPEP 609. Draw line through citation if not in conformance and not considered. Include copy of this form with next communication to applicant. * CITE NO.: Those application(s) which are marked with an single asterisk (*) next to the Cite No. are not supplied (under 37 CFR 1.98(a)(2)(iii)) because that application was filed after June 30, 2003 or is available in the IFW. ¹ Applicant's unique citation designation number (optional). ² See Kinds Codes of USPTO Patent Documents at www.uspto.gov or MPEP 901.04. ³ Enter Office that issued the document, by the two-letter code (WIPO Standard ST.3). ⁴ For Japanese patent documents, the indication of the year of the reign of the Emperor must precede the serial number of the patent document. ⁵ Kind of document by the appropriate symbols as indicated on the document under WIPO Standard ST.16 if possible. ⁶ Applicant is to place a check mark here if English language Translation is attached.

** - Copy of reference was provided in parent application US 10/436,363, to which this application claims priority under 35 U.S.C. § 120.

I hereby certify that this paper (along with any paper referred to as being attached or enclosed) is being transmitted via the Office electronic filing system in accordance with § 1.6(a)(4).	
Dated: October 7, 2009	Signature: (Jeremy R. Kriegel)

Substitute for form 1449/PTO INFORMATION DISCLOSURE STATEMENT BY APPLICANT <i>(Use as many sheets as necessary)</i>				Complete if Known	
				Application Number	Not Yet Assigned
				Filing Date	Concurrently Herewith
				First Named Inventor	Jos Vleurinck
				Art Unit	N/A
				Examiner Name	Not Yet Assigned
Sheet	2	of	3	Attorney Docket Number	31118/DY0201A

U.S. PATENT DOCUMENTS					
Examiner Initials*	Cite No. ¹	Document Number Number-Kind Code ² (if known)	Publication Date MM-DD-YYYY	Name of Patentee or Applicant of Cited Document	Pages, Columns, Lines, Where Relevant Passages or Relevant Figures Appear

FOREIGN PATENT DOCUMENTS						
Examiner Initials*	Cite No. ¹	Foreign Patent Document Country Code ³ -Number ⁴ -Kind Code ⁵ (if known)	Publication Date MM-DD-YYYY	Name of Patentee or Applicant of Cited Document	Pages, Columns, Lines, Where Relevant Passages Or Relevant Figures Appear	† ⁶
	V**	EP-0 745 487 A1	12-04-1996	Seiko Epson Corporation		
	W**	EP-0 760 291 A2	03-05-1997	Esselte N.V.		
	X**	EP-0 816 105 B1	11-07-2001	Esselte N.V.		
	Y**	EP-0 875 388 A2	11-04-1998	Seiko Epson Corporation		
	Z**	EP-0 885 733 A2	12-23-1998	Esselte N.V.		
	AA**	EP-1 039 410 A1	09-27-2000	Hewlett-Packard Company		
	AB**	EP-1 072 423 A2	01-31-2001	Esselte N.V.		
	AC**	EP-1 125 750 A2	08-22-2001	Esselte N.V.		
	AD**	EP-1 201 444 A2	05-02-2002	Esselte N.V.		
	AE**	GB 2314955 A	01-14-1998	Esselte N.V.		
	AF**	WO-01/14146 A1	03-01-2001	Zebra Technologies Corporation		

Examiner Signature		Date Considered	
--------------------	--	-----------------	--

*EXAMINER: Initial if reference considered, whether or not citation is in conformance with MPEP 609. Draw line through citation if not in conformance and not considered. Include copy of this form with next communication to applicant. * CITE NO.: Those application(s) which are marked with an asterisk (*) next to the Cite No. are not supplied (under 37 CFR 1.98(a)(2)(iii)) because that application was filed after June 30, 2003 or is available in the IFW. ¹ Applicant's unique citation designation number (optional). ² See Kinds Codes of USPTO Patent Documents at www.uspto.gov or MPEP 901.04. ³ Enter Office that issued the document, by the two-letter code (WIPO Standard ST.3). ⁴ For Japanese patent documents, the indication of the year of the reign of the Emperor must precede the serial number of the patent document. ⁵ Kind of document by the appropriate symbols as indicated on the document under WIPO Standard ST.16 if possible. ⁶ Applicant is to place a check mark here if English language Translation is attached.

** - Copy of reference was provided in parent application US 10/436,363, to which this application claims priority under 35 U.S.C. §120.

Substitute for form 1449/PTO INFORMATION DISCLOSURE STATEMENT BY APPLICANT <i>(Use as many sheets as necessary)</i>				Complete if Known	
				Application Number	Not Yet Assigned
				Filing Date	Concurrently Herewith
				First Named Inventor	Jos Vleurinck
				Art Unit	N/A
				Examiner Name	Not Yet Assigned
				Attorney Docket Number	31118/DY0201A
Sheet	3	of	3		

NON PATENT LITERATURE DOCUMENTS			
Examiner Initials	Cite No. ¹	Include name of the author (in CAPITAL LETTERS), title of the article (when appropriate), title of the item (book, magazine, journal, serial, symposium, catalog, etc.), date, page(s), volume-issue number(s), publisher, city and/or country where published.	T ²
	AG	Office Action from German application DE 203 07 514.5, mailed January 19, 2004 (3 pages).	
	AH	European Search Report from EP 03252962.0, dated February 15, 2006 (3 pages).	

Examiner Signature		Date Considered	
--------------------	--	-----------------	--

^{*}EXAMINER: Initial if reference considered, whether or not citation is in conformance with MPEP 609. Draw line through citation if not in conformance and not considered. Include copy of this form with next communication to applicant.

¹Applicant's unique citation designation number (optional). ²Applicant is to place a check mark here if English language Translation is attached.

A LABEL PRINTER

1

2

3 Field Of The Invention

4 The present invention relates to a label printer and in particular but not
5 exclusively to a tape printing device for printing an image on a tape, and having a
6 plurality of data input devices, and having a display.

7

8 Background Of The Invention

9 Known tape printing apparatus of the type with which the present invention
10 is concerned are disclosed in EP-A-322918 and EP-A-322919 (Brother Kogyo
11 Kabushiki Kaisha) and EP-A-267890 (Varitronic). The printers each include a
12 printing device having a cassette receiving bay for receiving a cassette or tape
13 holding case. In EP-A-267890, the tape holding case houses an ink ribbon and a
14 substrate tape, the latter comprising an upper image receiving layer secured to a
15 backing layer by an adhesive. In EP-A-322918 and EP-A-322919, the tape
16 holding case houses an ink ribbon, a transparent image receiving tape and a
17 double sided adhesive tape which is secured at one of its adhesive coated sides
18 to the image tape after printing and which has a backing layer peelable from its
19 other adhesive coated side. With both these apparatus, the image transfer
20 medium (ink ribbon) and the image receiving tape (substrate) are in the same
21 cassette.

22 It has also been proposed by the present applicants in, for example, EP-A-
23 578372 to house the ink ribbon and the substrate tape in separate cassettes.

24 In all of these cases, the image receiving tape passes in overlap with the
25 ink ribbon to a print zone consisting of a fixed print head and a platen (or vice
26 versa) against which the print head can be pressed to cause an image to transfer
27 from the ink ribbon to the image receiving tape. There are many ways of doing
28 this, including dry lettering or dry film impression, but the most usual way currently
29 is by thermal printing where the print head is heated and the heat causes ink from
30 the ink ribbon to be transferred to the image receiving tape.

DC1: 348767.2

1 Currently, when a user wishes to start a new label, the user presses a key
2 which clears the current label, that is the text of the label but not its label settings.
3 The label settings are the settings that define the type of font used, the size of
4 font used and if the font has any attributes. Other label settings may include if the
5 label has a fixed length, if the text is boxed, if the text is justified and so on.

6 If the user wishes the new label to have different settings, the user must
7 change the label settings or cancel the settings of the previous label. This is time
8 consuming and inconvenient to the user. If the user forgets to cancel a particular
9 setting, the label may be printed with one or more undesired settings. This means
10 that the user must discard the label, which is wasteful of tape.

11 Some tape printers have relatively small displays to minimise the cost and
12 size of the tape printers. For the more basic label printers, the display may not be
13 a WYSIWYG (what you see is what you get). This means that the text will be
14 displayed with a standard display font, which will look different to the printed font.
15 The text will not be displayed with the label settings, which are apparent in the
16 printed label. Additionally, the display is often not large enough to display the
17 entire length of text and/or all the lines of text at the same time. It has been
18 previously proposed by the applicant to have a preview mode in which the text of
19 the entire label is scrolled across the display. However, with the displays which
20 are not WYSIWYG, it is difficult for the user to determine which label settings and
21 text attributes are provided.

22 Another problem with using relatively small displays is the resolution of
23 some of the text. Conventional characters are generally relatively clearly
24 displayed and can be read by the user. However, the text may include one or
25 more symbols. Some symbols, which are available on tape printers, are relatively
26 complicated and are difficult for the user to read when displayed. This problem is
27 further exacerbated in that some symbols may be unfamiliar to the user and as
28 such the user may have difficulty in determining if he has in fact selected the
29 correct symbol.

30 Another problem with using relatively small displays occurs when the user
31 is trying to select an attribute. If the display is only large enough to display, for

DCI: 348767.2

1 example, one or two options for a given attribute, it is not clear to the user now
2 many attribute options are available. A further problem is that the user is
3 unaware of where in the list of attribute options the user currently is. Both of
4 these problems make the label printers, which are currently known, not
5 particularly user friendly in this regard.

6 Often a user will print the same label or the same basic label very
7 frequently. The user of a tape printer will often have the option of saving these
8 labels. However, often users will not bother to store their favourite labels and so
9 will frequently input the same information or similar information. This is clearly
10 disadvantageous.

11 Tape printers can be stand-alone devices or can be controlled by a
12 personal computer (PC) or the like. Some tape printers are able to operate in two
13 modes, that is either as a stand-alone device or in conjunction with a PC. When
14 the tape printer is controlled by a PC, it is not possible in these known tape
15 printers to enter data via the keyboard of the tape printer. This can be
16 inconvenient because it may be that a user, having created some labels via the
17 PC keyboard, subsequently desires to create labels at the tape printer, or to
18 arrange for a second user to create labels at the tape printer. This situation may
19 occur, for example, if the PC is situated some distance from the tape printer,
20 perhaps because the PC is in an office, whilst the tape printer is on the factory
21 floor. It would be desirable to be able to control the tape printer and create labels
22 from either the PC keyboard or the tape printer keyboard, whilst avoiding
23 accidentally altering labels that have already been created at one of the PC and
24 the tape printer by use of the keyboard of the other of the PC and the tape printer.

25 Tape printers have a print zone where an image is printed on the tape.
26 The print head prints against a platen or similar element. Downstream of the print
27 zone, is a cutting zone where the tape is cut. The distance between the print
28 head and the cutter generally defines a minimum length of a margin. Accordingly,
29 the leading or trailing margin or a label generally always has to be greater than
30 this minimum length. This can be disadvantageous.

DC1: 348767.2

1 It is an aim of embodiments of the present invention to address one or
2 more of the above problems.

3

4 Summary Of The Invention

5 According to a first aspect of the present invention, there is provided a
6 label printer for printing an image on an image receiving medium, said label
7 printer comprising input means for inputting information to said label printer;
8 means for receiving a supply of image receiving medium; printing means for
9 printing an image on said image receiving medium; means for connecting said
10 label printer to an external controlling entity such that when so connected the
11 label printer can be operated in one of a stand alone mode in which information
12 can only be input to said label printer via said input means, and an external
13 control mode in which information can only be input to said label printer via said
14 connecting means; and control means for controlling said label printer such that
15 for a predetermined period of time after use in one of the said stand alone mode
16 and the said external control mode, any information input via the one of the input
17 means and the connecting means via which information can not be input to said
18 label printer in the said one mode does not operate the label printer, but after the
19 predetermined period of time information can be input to operate the label printer
20 via either one of the input means and the connecting means.

21 Preferably said attributes of the image are scrolled across said display.
22 Advantageously attributes of said image are associated with respective icons,
23 said icons being displayed on said display in the preview mode. Usually, said
24 attributes of said image comprise at least one of at least one attribute of said text
25 and at least one attribute of said label. The at least one attribute of said text may
26 comprise at least one of the font style, font size, and character attribute. The at
27 least one attribute of said label may comprise at least one of the number of lines
28 in said image, justification, and boxing, layout information, if the label is fixed
29 length, and length of a fixed length label.

30 Advantageously, in the preview mode the text is also previewed. More
31 preferably, the text is previewed and then the attributes of said image.

DC1: 348767.2

1 Conveniently the preview mode is provided with a first option for previewing
2 the text and a second option for previewing the image attributes, the first and
3 second options being selectable by the user.

4 According to a second aspect of the present invention, there is provided a
5 label printer for printing an image on an image receiving medium, said label
6 printer comprising input means for inputting said image to be printed on an image
7 receiving medium; display means for displaying image information; control means
8 for controlling said display means, wherein a first set of elements selectable for
9 said image are displayed on said display with a first resolution and a second set
10 of elements selectable for said image are displayed on said display with a
11 second, different resolution; and printing means for printing said image on said
12 image receiving medium.

13 According to a third aspect of the present invention, there is provided a
14 label printer for printing an image on an image receiving medium comprising input
15 means for inputting said image to be printed; printing means for printing said
16 image on the image receiving medium; memory means for storing a plurality of
17 images; and control means for controlling said label printer, wherein said control
18 means is arranged to control the memory means to store an image in said
19 memory means each time an image is printed and said input means comprises
20 means for recalling one of said stored images.

21 According to a fourth aspect of the present invention, there is provided a
22 label printer for printing an image on an image receiving medium, said label
23 printer comprising means for inputting text for said image and attributes of said
24 image; display means for displaying at least part of said text; and control means
25 for controlling said display means, wherein said label printer is arranged to have
26 an edit mode and a preview mode, and in the edit mode the control means is
27 arranged to control the display means to display at least part of the input text and
28 in the preview mode, information defining at least one attribute of the image is
29 displayed.

30 According to a fifth aspect of the present invention, there is provided a
31 label printer for printing an image on an image receiving medium, said label

DCI: 348767.2

-

1 printer comprising input means for inputting said image to be printed on an image
2 receiving medium, said image comprising at least one element; display means for
3 displaying image information; control means for controlling said display means
4 such that a plurality of different elements are represented by a common symbol;
5 and printing means for printing said image on said image receiving medium.

6 According to a sixth aspect of the present invention, there is provided a
7 label printer for printing an image on an image receiving medium, said label
8 printer comprising input means for inputting said image comprising at least one
9 element to be printed on an image receiving medium; display means, said display
10 being controlled in dependence on said input image; control means for controlling
11 said display means, wherein at least one element selectable for said image is
12 displayable in two modes, in one mode a representation of said element is shown
13 and in a second mode an enlarged view of said element is shown; and printing
14 means for printing said image on said image receiving medium.

15 According to another aspect of the present invention, there is provided a
16 label printer for printing an image on an image receiving tape comprising printing
17 means for printing an image on said tape; cutting means for cutting said tape after
18 an image has been printed on said tape to provide a label, said cutting means
19 being located at a predetermined distance downstream of said printing means;
20 and means for controlling the printing of a label having two margins, one margin
21 being between the beginning of said label and the beginning of said image and
22 the other margin being between the end of said image and the end of the label;
23 and selecting means for selecting at least one of said margins is to be at least
24 equal to or greater than said predetermined distance and the or one of said at
25 least one margins being arranged to be output from said printer before the other
26 of said margins.

27 According to another aspect of the present invention, there is provided a
28 tape printer for printing an image on an image receiving medium, comprising input
29 means for inputting an image to be printed, said input means being arranged to
30 permit the selection of at least one attribute; and display means for displaying at
31 least one set of attribute options, one or only some of said attribute options being

DC1: 348767.2

1 displayable on the display at the same time, said display having indication means
2 for indicating the position of the displayed one or only some options in said set.

3 According to another aspect of the present invention, there is provided a
4 tape printer for printing an image on an image receiving medium, comprising input
5 means for inputting an image to be printed, said input means being arranged to
6 permit the selection of at least one attribute; and display means for displaying at
7 least one set of attribute options, one or only some of said attribute options being
8 displayable on the display at the same time, said display having indication means
9 for indicating the number of options in said set.

10 According to another aspect of the present invention, there is provided a
11 label printer for printing an image on an image receiving medium comprising input
12 means for inputting said image to be printed on an image receiving medium, at
13 least one of time and date information being inputtable via said input means;
14 printing means for printing said image; wherein at least two options are provided
15 for at least one of said time and date information, in a first option the date or time
16 that said image is input is printed by said printing means and in a second option,
17 the date or time that said image is printed is printed by said printing means.

18 According to another aspect of the present invention, there is provided a
19 label printer for printing an image on an image receiving tape comprising input
20 means for inputting an image to be printed; display means for displaying image
21 information; means for determining if the label printer is powered by batteries or a
22 mains supply; and means for controlling the label printer to enter a standby mode
23 if the printer is inactive for a given time, wherein in the standby mode if the label
24 printer is powered by batteries, the display is blank and if the label printer is
25 powered by mains supply an image is displayed.

26 According to another aspect of the present invention, there is provided a
27 method for printing an image on an image receiving medium, said method
28 comprising the steps of inputting text for said image and attributes of said image;
29 displaying at least part of said text; and providing an edit mode and a preview
30 mode, wherein in the edit mode at least part of the input text is displayed and in

DC1: 348767.2

1 the previewed mode, information defining at least one attribute of the image is
2 displayed.

3 According to another aspect of the present invention, there is provided a
4 method for printing an image on an image receiving medium using a label printer,
5 said method comprising the steps of inputting information defining said label;
6 printing an image on said image receiving medium; connecting the label printer to
7 an external controlling entity such that when so connected the label printer can be
8 operated in one of a stand alone mode in which information can only be input to
9 said label printer via said label printer and an external control mode in which
10 information can only be input to said label printer via said external controlling
11 entity; and controlling the label printer such that for a predetermined period of
12 time after use in one of the stand alone mode and the external control mode, any
13 information input via one of the label printer and the external controlling entity via
14 which information can not be input to said label printer in the said one mode does
15 not operate the label printer, but after the predetermined period of time
16 information can be input to operate the label printer via either of the label printer
17 and the external controlling entity.

18 According to another aspect of the present invention, there is provided a
19 method for printing an image on an image receiving medium, said method
20 comprising the steps of inputting the image to be printed on an image receiving
21 medium; displaying image information, whereby a first set of elements selectable
22 for said image are displayed with a first resolution and a second set of elements
23 selectable for said image are displayed with a second, different resolution; and
24 printing said image on the image receiving medium.

25 According to another aspect of the present invention, there is provided A
26 method for printing an image on a image receiving medium comprising the steps
27 of inputting the image to be printed; printing the image on the image receiving
28 medium; storing a plurality of images, such that each time an image is printed
29 said image is stored; and recalling one of said stored images.

30 According to another aspect of the present invention, there is provided a
31 method for printing an image on an image receiving medium, said method

DC1: 348767.2

1 comprising the steps of inputting said image to be printed on an image receiving
2 medium, said image comprising at least one element; displaying image
3 information such that a plurality of different elements are represented by a
4 common symbol; and printing the image on the image receiving medium.

5 According to another aspect of the present invention, there is provided a
6 method for printing an image on an image receiving medium, said method
7 comprising the steps of inputting the image comprising at least one element to be
8 printed on an image receiving medium; displaying image information such that at
9 least one element selectable for the image is displayable in two modes, in one
10 mode a representation of the element is shown and in the second mode an
11 enlarged view of the element is shown; and printing the image on the image
12 receiving medium.

13 According to another aspect of the present invention, there is provided a
14 method for printing a label on an image receiving tape, said label having two
15 margins, one margin being between the beginning of the label and the beginning
16 of the image and the other margin between the end of the image and end of the
17 label, comprising the steps of selecting at least one of said margins to be at least
18 equal to or greater than a predetermined distance; and printing an image on said
19 tape; cutting said tape after an image has been printed on the tape to provide a
20 label; and outputting the said at least one margins before the other of said
21 margins.

22 According to another aspect of the present invention, there is provided a
23 method for printing an image on an image receiving medium comprising the steps
24 of inputting an image to be printed, said inputting step comprising the selection of
25 at least one attribute; and displaying at least one set of attribute option, one or
26 only some of said attribute options of said set being displayable at the same time;
27 and indicating the position of the displayed one or only some options in said set.

28 According to another aspect of the present invention, there is provided a
29 method for printing an image on an image receiving medium comprising the steps
30 of inputting an image to be printed, said inputting step comprising the selection of
31 at least one attribute; displaying at least one set of attribute options, one or only

DC1: 348767.2

1 some of said attribute options being displayable at the same time; and indicating
2 the number of options in said set.

3 According to another aspect of the present invention, there is provided a
4 method for printing an image on an image receiving medium comprising the steps
5 of inputting said image to be printed, at least one of time and date information
6 being inputtable; providing at least two options for at least one of said time and
7 date information, in a first option the date or time that said image is input is
8 printed and in a second option, the date or time that said image is printed is
9 printed; and printing said image in accordance with one of said first and second
10 options.

11 According to another aspect of the present invention, there is provided a
12 method for printing an image on an image receiving tape comprising the steps of
13 inputting an image to be printed; displaying information; determining if power is
14 supplied by batteries or a mains supply; entering a stand by mode following
15 inactivity for a given time, wherein in the stand by mode if power is provided by
16 batteries, nothing is displayed and if power is provided by a mains supply, an
17 image is displayed.

18

19 Brief Description Of The Drawings

20 For a better understanding of the present invention and as to how the
21 same may be carried into effect, reference will now be made by way of example
22 only to the accompanying drawings in which:

23 Figure 1 is a schematic diagram of the front part of the casing of a printing device;

24 Figure 2 is a plan view of a first tape printing device embodying the present
25 invention using a two cassette system;

26 Figure 3 is a plan view of a second tape printing device embodying the present
27 invention, using a one cassette system;

28 Figure 4 is a diagrammatic sketch showing the control circuitry for the printing
29 device of Figure 2 or of Figure 3;

30 Figure 5 is a schematic view of a menu displayed when a NEW function key is
31 actuated;

DC1: 348767.2

1 Figure 6 shows schematically part of the memory of Figure 3;
2 Figure 7 is a diagram of the display when displaying memory locations for storage
3 of labels;
4 Figure 8 is a schematic view of a menu displayed when a RECALL function key is
5 actuated;
6 Figure 9 is a diagram of the display when displaying part of a label;
7 Figure 10 is a schematic view of a menu displayed when a PREVIEW function
8 key is actuated;
9 Figure 11 is a diagram of the display when the format preview option is selected;
10 Figure 12 is a schematic view showing the tape printer when connected to a PC;
11 Figure 13a shows a symbol displayed in a known way and Figure 13b shows the
12 same symbol displayed in accordance with an embodiment of the invention;
13 Figures 14a and b show the use of a common symbol for indicating a symbol and
14 the appearance of the display when a cursor is over the common symbol;
15 Figure 14c shows the label as it would be printed;
16 Figures 15a and b show the use of a common symbol for time and the
17 appearance of the display when a cursor is over the time symbol
18 Figures 16a and b show the use of a common symbol for date and the
19 appearance of the display when a cursor is over the date symbol;
20 Figures 17a, b and c show three respective examples of style options and use of
21 a bar having a marker which indicates how far down a list of the options the style
22 is; and
23 Figures 18a, b and c show a label with normal alignment, left alignment and right
24 alignment respectively.

25

26 Description Of Embodiments Of The Invention

27 Figure 1 illustrates the front of a tape printing device. Reference numeral
28 70 denotes the casework of the printer. The front of the printer carries a liquid
29 crystal display (LCD) 108 and a keyboard 106 having a plurality of cursor control
30 keys 74, a plurality of function keys 76, only two of which are illustrated in Figure
31 1, and a plurality of character selecting keys 78, only six of which are illustrated in

DCI: 348767.2

1 Figure 1. The keyboard 106 is used for inputting characters to the tape printing
2 device. This could be achieved with other input means, for example a touch pad
3 or a touch screen. The function keys include a return key, a delete key, an edit
4 key, a NEW key, a PREVIEW key, a RECALL key and a print key. The NEW,
5 PREVIEW and RECALL keys will be described in more detail hereinafter. In
6 alternative embodiments of the invention additional and/or alternative functions
7 may be provided. As is known, combinations of keys can be used in place of
8 individual keys for each function.

9 The display can display two lines of text. Other embodiments may be able
10 to display more or less than two lines of text. The display is illustrated displaying a
11 two line label (L1) ESSELTE (first line) FILE 126 (second line). As is known, the
12 character selecting keys 78 allow text to be selected by a user to formulate labels
13 to be printed. The term "text" in the following refers to numerals, symbols, icons,
14 background patterns, barcodes and similar as well as characters, which together
15 may make up an image to be printed on a label. The function keys 76 allow
16 different functions to be implemented, and in effect control the operational modes
17 of the printer.

18 The printer operates with a supply of tape on which images are printed.
19 Lengths of the tape are cut off after a label has been printed. The tape is housed
20 in a cassette which is held in a cassette bay.

21 Typically, this tape printing device 1 is a hand held or small desk top device
22 which is powered by batteries at least part of the time. Alternatively or additionally
23 the tape printing device may be supplied with power from a mains supply. In
24 some embodiments, the tape printing device will sometimes be powered by a
25 mains supply and sometimes by batteries.

26 Figure 2 shows in plan view, with the outer casing depicted in figure 1
27 removed, the first tape printing device embodying the present invention which has
28 two cassettes arranged therein. The upper cassette 2 is located in a first cassette
29 receiving portion 26 and contains a supply of image receiving tape 4 which
30 passes through a print zone 3 of the tape printing device 1 to an outlet 5 of the
31 tape printing device 1. The image receiving tape 4 comprises an upper layer for

DC1: 348767.2

1 receiving a printed image on one of its surfaces and has its other surface coated
2 with an adhesive layer to which is secured a releasable backing layer. The upper
3 cassette 2 has a recess for accommodating a platen 8 of the tape printing device
4 1, and guide portions 22 and 24 for guiding the tape through the print zone 3. The
5 platen 8 is mounted for rotation within a cage moulding 10. Alternatively, the
6 platen could be mounted for rotation on a pin.

7 The lower cassette 11 is located in a second cassette receiving portion 28
8 and contains a thermal transfer ribbon 12 which extends from a supply spool 30
9 to a take up spool 32 within the cassette 11. The thermal transfer ribbon 12
10 extends through the print zone 3 in overlap with the image receiving tape 4. The
11 cassette 11 has a recess 14 for receiving a print head 16 of the tape printing
12 device 1 and guide portions 34 and 36 for guiding the thermal transfer ribbon 12
13 through the print zone 3. The print head 16 is movable between an operative
14 position shown in Figure 1, in which it is in contact with the platen 8 and holds the
15 thermal transfer ribbon 12 and the image receiving tape 4 in overlap between the
16 print head 16 and the platen 8 and in an inoperative position in which it is moved
17 away from the platen 8 to release the thermal transfer ribbon 12 and image
18 receiving tape 4. In the operative position, the platen 8 is rotated to cause the
19 image receiving tape 12 to be driven past the print head 16 and the print head 16
20 is controlled to print an image on the image receiving tape 4 by thermal transfer of
21 ink from the ribbon 12.

22 The tape printing device 1 has a lid (which is not shown) but which is
23 hinged along the rear of the cassette receiving portions 26 and 28 and which
24 covers both cassettes when in place. The lid may of course be hinged to the tape
25 printing device in any other suitable way. In alternative embodiments of the
26 invention, the lid may not be hinged but may be attached to the tape printer; when
27 required, in any other suitable way.

28 A dc motor 7 (see Figure 4) continuously drives the platen 8. The platen is
29 arranged to drive the image receiving tape 4 through the print zone 3 by the
30 actuation of its own rotation.

DC1: 348767.2

1 The image is printed by the print head 16 on the image receiving tape on a
2 column by column basis with the columns being adjacent one another in the
3 direction of movement of the tape 4.

4 Figure 3 illustrates in plan view a cassette bay of a second printing device
5 1' embodying the present invention which uses a one cassette system. It has its
6 outer casing as depicted in figure 1 removed. Like reference numerals are used
7 for those parts which are also shown in Figure 2. The cassette bay is shown by
8 the dotted line 40. The cassette bay 40 includes a thermal print head 16 and a
9 platen 8 which cooperate to define a print zone 3. The thermal print head 16 is
10 the same as that discussed in relation to Figure 2.

11 The print head 16 is pivotable about a pivot point so that it can be brought
12 into contact with the platen 8 for printing and moved away from the platen 8 to
13 enable the cassette to be removed and replaced as in the first embodiment. A
14 cassette inserted into the cassette bay 40 is denoted generally by reference
15 numeral 44. The cassette 44 holds a supply spool 46 of image receiving tape 4.
16 The image receiving tape 4 is guided by a guide mechanism (which is not shown)
17 through the cassette 44, out of the cassette 44 through an outlet O past the print
18 zone 3 to a cutting location C. The same cassette 44 also has an ink ribbon
19 supply spool 48 and an ink ribbon take up spool 50. The ink ribbon 12 is guided
20 from the ink ribbon supply spool 48 through the print zone 3 and taken up on the
21 ink ribbon take up spool 50. As with the first embodiment, the image receiving
22 tape 4 passes in overlap with the ink ribbon 12 through the print zone 3 with its
23 image receiving layer in contact with the ink ribbon 12. The platen of this second
24 embodiment is also driven by a motor 7. The motor rotates to drive the image
25 receiving tape through the print zone 3 continuously during printing. In either of
26 the embodiments, it is possible that the tape be driven in a step wise manner by a
27 stepper motor. In other embodiments, a different type of motor may be used.

28 An image is printed on the tape fed out from the print zone to the cutting
29 location C which is provided at a location in a portion of the wall of the cassette 44
30 which is close to the print zone 3. The portion of the wall on the cassette 44
31 where the cutting location C is defined is denoted by reference 52. A slot 54 is

DC1: 348767.2

1 defined in the wall portion 52 and the image receiving tape 4 is fed past the print
2 zone 3 to the cutting location C where it is supported by facing wall portions on
3 either side of the slot 54.

4 The second tape printing device 1' includes a cutting mechanism 56
5 including a cutter support member 58 which carries a blade 60. The blade 60 cuts
6 the image receiving tape 4 and then enters the slot 54. It should be appreciated
7 that the first embodiment will usually also include a cutting mechanism.

8 The ink ribbon can be omitted in certain embodiments where the image
9 receiving tape is of a thermally sensitive material. In this case, the image is
10 printed by the thermal print head directly onto the thermally sensitive image
11 receiving tape.

12 Basic circuitry for controlling the tape printing device 1 of Figure 2 or the
13 tape printing device 1' of Figure 3 is shown in Figure 4. There is a microprocessor
14 chip 100 having a read only memory (ROM) 102, a microprocessor 101 and
15 random access memory capacity indicated diagrammatically by RAM 104. The
16 microprocessor chip 100 is connected to receive label data input to it from a data
17 input device such as a keyboard 106. The microprocessor chip 100 outputs data
18 to drive a display 108 via a display driver chip 109 to display a label to be printed
19 (or a part thereof) and/or a message for the user. The display driver alternatively
20 may form part of the microprocessor chip. Additionally, the microprocessor chip
21 100 also outputs data to drive the print head 16 so that the label data is printed
22 onto the image receiving tape to form a label. Finally, the microprocessor chip
23 100 also controls the motor 7 for driving the platen. The microprocessor chip 100
24 may also control the cutting mechanism 56 of Figure 3 or a cutting mechanism of
25 Figure 2 to allow a length of tape to be cut off. In alternative embodiments at least
26 part of the cutting mechanism may be manually operated.

27 Reference is made to Figure 5 which shows a menu which is displayed
28 when the function key "NEW" is pressed. The "NEW" key is activated when a
29 user wishes to start a new label and effectively clear the label which is currently
30 being edited or which has just been printed. The menu, which is displayed, gives

DCI: 348767.2

1 the user two options. Option 1 allows the user to delete the text whilst option 2
2 allows the user to delete both the text and current format.

3 Consider the following example. The current label which has just been
4 printed consists of the text:

5 the cat sat on a mat

6 This text has the largest font size and is in italics. Additional, the font is
7 underlined. If the user selects option 1, that is to clear the text, the words "the cat
8 sat on the mat" are deleted from the edit buffer, that is the part of the RAM 104
9 which receives the input text and label settings. If the user then enters the new
10 text:

11 "the dog laughed",

12 that text would be of the largest font size, be in italics and be underlined. This is
13 without the user making any alterations to the format of the label. The user is of
14 course able to change these settings as required. In other words, the settings of
15 the label that is cleared are retained and only the text is cleared.

16 If the second option is selected, the text is deleted from the buffer as are
17 the label settings. The settings will then revert to the default settings. In other
18 words, the text which the user inputs will not be of the largest font, be in italics or
19 underlined. The user can then select his own text format requirements before,
20 during or after he enters the text.

21 It should be appreciated that in some embodiments of the present
22 invention, the "NEW" function may be called "CLEAR" or similar. In preferred
23 embodiments of the present invention, the user is able to access these two
24 options by actuating the "NEW" key. This causes a menu to be displayed. In
25 other embodiments of the present invention, the user can select these two
26 options by repeatedly actuating the "NEW" key to toggle between the options. To
27 confirm a choice, it may be necessary to either hold the key down for a
28 predetermined period of time or press a further key such as a "ENTER" key or an
29 "OK" key. In other embodiments of the present invention, these options may be
30 accessible by a user accessing "NEW" as an option on an appropriate menu.

DCI: 348767.2

1 The label settings which are not deleted in option 1 and are deleted in
2 option 2 may include or exclude any one or more of the following:

- 3 Type of font (e.g., arial or courier or the like)
- 4 Font size
- 5 Font attributes (italics, bold, underline or the like)
- 6 Number of lines on label
- 7 Label attributes such as fixed length and if set its length,
8 justification, boxing or the like.

9 The tape printer is arranged to store the last N labels which are printed. N
10 can have any suitable value and may for example be 5, 10, 15 or 20. In this
11 regard reference is made to Figure 6 which shows schematically part of the RAM
12 104. In particular, location 500 stores the first label, location 502 stores the
13 second and so on with the Nth label stored in location 520. It should be
14 appreciated that the arrangement shown in Figure 6 is for illustrative purposes
15 only. In some embodiments, separate locations will be provided for each of the N
16 labels. In these circumstances, a pointer 522 may be provided which controls the
17 location into which the label is written. Thus, the first label to be printed is stored
18 in location 500. The second label to be printed is stored in location 502 and so on
19 with the Nth label being stored in location 520. The N + 1th label will be stored in
20 the first location 500, over writing the first label. The arrangement shown in
21 Figure 6 assumes that there is a fixed memory location for N labels. It is possible
22 in alternative embodiments of the present invention to have dynamic allocation of
23 locations for label storage.

24 In preferred embodiments of the present invention each of the N most
25 recent labels, which are printed, is stored. If a particular label is selected to be
26 printed a multiple number of times, that is the user requests a number of copies of
27 that label, this is interpreted as being a single label and only one copy of the label
28 is stored.

29 If the same label is printed in two separate print operations, for example
30 the user presses the print key twice or recalls the same label from the store and
31 prints it, then the same version of the label will be stored twice. In one

DC1: 348767.2

1 modification to embodiments of the present invention, the processor checks the
2 content of labels stored in the memory to make sure that each of the fifteen labels
3 is different. If the same label is printed, the label is stored as the most recent label
4 and the older version of the label is deleted from memory. For this embodiment,
5 dynamic memory allocation may be advantageous.

6 In alternative embodiments of the present invention, a FIFO (first in first
7 out) buffer may be used.

8 In addition to the storage of previously printed labels, the memory is also
9 able to store M user labels, that is labels with the user has positively selected for
10 storing in the memory. The value of M can be any suitable value and for example
11 may be of the order of ten labels. In preferred embodiments of the present
12 invention, icons 524a-c are provided on the display, as shown in Figure 7. If a
13 label is stored in the location associated with an icon as is the case with the first
14 icon 524a, the icon is shown as being a full box. If no label is stored in the
15 location associated with an icon as is the case with the second and third icons
16 524 b and c, the icon is shown as an empty box. As such, it can be seen readily
17 that the locations associated with icons 524b and 524c do not have any labels
18 stored in them whereas the icon associated with locations 524a does. It should
19 be appreciated that any other suitable form of icon or indicator can be used to
20 show whether or not a given memory location is full or empty. This is provided in
21 alternative embodiments of the invention by a list which can be scrolled through
22 indicating if a location is empty or full.

23 M locations are provided in the memory for these labels which the user has
24 decided to store, that is the M user labels. In Figure 6, location 526 is used for
25 the label associated with the first icon 524a. Likewise, locations 528 and 530 are
26 associated respectively with the second and third icons 524b and 524c. Again, it
27 should be appreciated that Figure 6 is schematic and specific memory locations
28 may not be fixedly associated with respective icons. In some embodiments,
29 specified memory locations may be associated with specific icons. Again,
30 dynamic memory storage may be used.

DC1: 348767.2

1 Reference is made to Figure 8, which shows the options which are
2 displayed when the user actuates the RECALL function key. In particular when
3 the user presses the RECALL function key, the recall menu shown in Figure 8 is
4 displayed. The recall menu allows the user two options. The first option allows
5 the user to recall the labels which the user has stored. When the user selects
6 option 1, icons corresponding to some or all of the possible user labels are
7 displayed. As shown in Figure 7, the icon for each label takes one form if there is
8 a label stored in association with that icon and another form if no label is stored in
9 association with a given icon. The user can select a label by moving the cursor
10 until the cursor is over or under the icon associated with the desired label. The
11 user then presses an "ENTER" or "OK" key. The user can then print or edit the
12 recalled label.

13 If the user selects the second option, that is the previous option, the user is
14 able to select one of the previously printed labels for editing or printing. If the
15 user selects the previous option, the most recently printed label is displayed on
16 the display. To select the N-1th label, the down cursor is pressed. Each
17 successive press of the down cursor key will allow an earlier label to be displayed.
18 When the label which the user wishes to recall is displayed, the user can then
19 press the "ENTER" or "OK" key to confirm the selection. The user can obtain
20 later labels by using the up cursor key. In alternative embodiments of the
21 invention, the oldest labels may be displayed first.

22 It should be appreciated that any other suitable way of allowing the user to
23 select the desired label can be used with embodiments of the present invention.
24 For example, for the previous label option as well as the user stored label option,
25 the user can be invited to input a name or number associated with the label.
26 Right and left cursor keys can additionally or alternatively be used with or to the
27 up and down cursor keys.

28 Reference will now be made to Figure 9. The display 108 which is
29 provided is smaller than the maximum length of label permitted. Accordingly, it is
30 not always possible to display all of the characters which are to be printed on a
31 label at the same time. A preview option is therefore provided. This preview

DC1: 348767.2

1 option allows all of the text to be scrolled across the display. For example, as
2 shown in Figure 9 only part of the text "dog ate a bone" is displayed. As
3 mentioned previously, a user is able to select a number of different attributes to
4 be applied to the label. The display shown in Figure 9 is not a WYSIWYG
5 display. This means that the text does not have the same font or attributes of the
6 characters or label. For example, if the text is contained in a box and the
7 characters are in italics and bold, this may not be apparent to the user.

8 Accordingly, a PREVIEW function key is provided. The menu shown in
9 Figure 10 is displayed when the PREVIEW key is actuated. This allows the user
10 to select the first option which provides a preview of the text. In particular, the text
11 is scrolled slowly across the display so that the user can see the entire text even
12 that part which is not accommodated on the display. If the user selects the
13 second option, that is the format option, then the user will have a series of icons
14 such as shown in Figure 11 displayed on the display. For example, the text
15 shown in Figure 9 has characters in italic and bold. Accordingly, a sample capital
16 and lower case letter 530 having italics and bold is displayed. The label also has
17 a box. Accordingly, the sample character 530 is followed by a box 532. If
18 necessary, the icons associated with the format data that is format of the
19 characters and the labels are scrolled across the display.

20 In one alternative embodiment of the present invention, activation of the
21 preview key will simply cause the text of the label to scroll across the display
22 followed by the icons for the format. This may be the preferred embodiment of
23 the inventions in some cases. Instead of icons, words indicated the selected
24 characteristics may be displayed and in particular would be scrolled across the
25 display.

26 In alternative embodiments of the invention, at least one of the preview for
27 the text and format may scroll up or down the display instead of along.

28 Reference is made to Figure 12 which shows schematically the tape printer
29 560 connected to a PC 562. The tape printer 560 is thus able to operate as a
30 stand alone tape printer, as outlined previously. The tape printer has a second
31 mode in which it can operate in conjunction with a PC or other computer. As is

DCI: 348767.2

1 well known, the PC has associated with it a display 564 and keyboard 566. The
2 connection between the tape printer and the PC can take any suitable format but
3 in preferred embodiments of the present invention is a universal serial bus.

4 When the tape printer is so connected, it can be operated in one of two
5 modes.

6 The first mode is an external control mode in which the tape printer is
7 operated using the keyboard 566 via the connection between the tape printer and
8 the PC. Thus information such as characters and symbols to form a label, or
9 instructions such as a print instruction are input via the keyboard 566 of the PC.
10 This mode might be useful, for example, if it is desired to operate the tape printer
11 at some distance from the tape printer itself where the labels are produced. The
12 label printer could be on a factory floor whilst being operated from an office.

13 The second mode is a stand alone mode in which the tape printer is
14 operated via its own keyboard 106. Thus information such as characters and
15 symbols to form a label, or instructions such as a print instruction are input via the
16 keyboard 106. It may be desirable to operate the tape printer in situ some of the
17 time without the need to disconnect it from the PC, which would be time-
18 consuming.

19 Given that the tape printer can be operated in either of the two modes,
20 there is further provided a control means that ensures that the tape printer can
21 only be operated in one of the first and second modes at any one time. This
22 control means is provided as part of the microprocessor chip 100 but it could be
23 provided as a separate control. If the tape printer is operated in the first mode but
24 then the keyboard 106 of the tape printer is used within a predetermined time of
25 the last operation, the key presses are ignored. In other words no information can
26 be input via the keyboard 106 during the predetermined time. This avoids
27 information including instructions emanating from the PC being overwritten by a
28 different user situated at the tape printer. In this embodiment the predetermined
29 time is one minute. Furthermore, an error message in the form of a warning on
30 the display 108 is displayed. A different type of error message or error signal
31 could be given, such as an audible message.

DC1: 348767.2

1 Similarly, if the tape printer is operated in the second mode but then the
2 keyboard 566 of the PC is used within a predetermined time of the last operation,
3 the key presses are ignored. In other words no information can be input via the
4 keyboard 556 during the predetermined time. This avoids information including
5 instructions emanating from the tape printer being overwritten by a different user
6 situated at the PC. In this embodiment the predetermined time is one minute, but
7 it could be chosen to be different from the previously-mentioned predetermined
8 time, should this be appropriate. Furthermore, a signal is sent to the PC to
9 produce a warning on the display 564 of the PC that the tape printer is busy.

10 After operation in either of the two modes, if no key is pressed at either of
11 the keyboards 106, 566 within a second predetermined time, the tape printer
12 enters a stand-by mode. In this embodiment the second predetermined time is
13 two minutes, but a different time could be chosen as appropriate. Once in stand-
14 by mode, whichever keyboard is next used determines which of the two modes is
15 entered by the tape printer. Thus if the first key to be pressed is on the keyboard
16 106 of the tape printer, the tape printer automatically enters the stand alone
17 mode. On the other hand, if the first key to be pressed is on the keyboard 566 of
18 the PC, the tape printer automatically enters the external control mode.

19 Similarly, if a key of one of the keyboards 106, 566 is pressed at a time
20 between the two predetermined times i.e. between one and two minutes after the
21 last operation of the tape printer, the tape printer enters the mode in accordance
22 with the keyboard used, regardless of in which of the modes the last operation
23 was carried out.

24 It will be understood by those skilled in the art that the principle of
25 operation and control of stand alone mode and external control mode would work
26 similarly if other input means than keyboards were used on one or both of the
27 tape printer and the PC.

28 Reference is made to Figure 13a which shows a symbol 570 ψ as it would
29 be displayed conventionally. In the example shown the symbol is a Greek letter.
30 When selecting the resolution for a display, a balance must be reached between
31 the need to be able to read text clearly and the need to display as much text as

DC1: 348767.2

1 possible at the same time. This is a particular issue with some tape printers which
2 only have a limited display. One resolution which has been selected is to use a
3 resolution of 7 pixels for height and 5 pixels for width. This gives reasonable
4 resolution for characters and numerals but does not provide a particular clear
5 image of the symbol. It should be appreciated that in practice the image which is
6 displayed in many times smaller than the image shown in Figure 13a and it can
7 be difficult to clearly read the symbol.

8 Reference is made to Figure 13b which shows the symbol displayed in
9 accordance with an embodiment of the present invention. In particular, the symbol
10 is now displayed with a resolution of 7 pixels high by 10 pixels wide. This has the
11 advantage that two lines can still be displayed on the display. Whilst there is
12 some distortion of the relative dimensions of the symbol or the like, it is still
13 possible to read more clearly the symbol.

14 However it should be appreciated that embodiments of the present
15 invention are applicable to any other symbol or even letter or number. For
16 example, the elongated display may be used for some characters such as W, M
17 or the like. Text which is to be displayed can be divided into two sets. The first set
18 would be displayed with the resolution of Figure 13a whilst the second set can be
19 displayed with the resolution of Figure 13b.

20 In the embodiment, the second set of text is described as being elongated
21 in their width direction. In alternative embodiments of the present invention, the
22 second set can be elongated in the height direction. In the preferred embodiment
23 of the present invention, the second set is described as being elongated by a
24 factor of 2. This has the advantage that it is simple to implement. However in
25 alternative embodiments of the invention, other factors may be used which can be
26 larger or smaller than 2. The factor need not be an integer but may be a fraction.

27 If a separate display font is used to the font(s) used for printing, the display
28 font will be stored so that any characters or symbols which need to be elongated
29 are stored in an elongated form. Where a common font is used for display and
30 printing, the elongate characters will need to be generated from the common font.
31 In the case of a elongation by a factor of 2, it is a relatively simple matter to apply

DC1: 348767.2

1 the factor to the stored information. For example the required bit map can be
2 generated without elongation. Then the elongated bit map can be generated by
3 repeating each column of the bit map twice.

4 This elongation can be used for at least some icons which are displayed on
5 the display to give the user information about attributes of the text or the layout.

6 Reference will now be made to Figures 14a, and 14b which show a tape
7 printer 600 of the type already described. Particular reference is made to the
8 display 602. The display 602 shows that the user has input the characters "qwerty"
9 604 using the keyboard 612. The user has also input a symbol. 606. This is done
10 by actuating the symbol key 614. This displays a number of symbols, one of
11 which is selected by moving the cursor to the required symbol with the arrow keys
12 616 and then pressing the "OK" key 618. As can be seen in Figure 14a, a
13 common character 606 is displayed to indicate that a symbol is at the respective
14 position. This symbol is the same regardless of the symbol it represents. The
15 symbol is then followed by the letter "y".

16 Reference is now made to Figure 14b which shows what happens when
17 the user moves the cursor using the arrow keys 616 over the common symbol
18 character. The actual symbol "%%" 610 which has been selected is then displayed
19 on the display 610 but at an increased resolution so the symbol can be clearly
20 seen. The resolution for the actual symbol may be increased such that both the
21 height and width of the symbol are increased as compared to the characters such
22 as "qwerty". The resolution can be increased such that the increased resolution
23 symbol has the same height and width ratio as the actual character or the
24 resolution may be such that the width or height is elongated as described earlier.
25 The increased resolution symbol may be large enough to cover the surrounding
26 characters such the surrounding characters are not displayed. In the example
27 shown in Figure 14b, the letters "t" and "y" are effectively hidden from display.
28 The label as printed is shown in figure 14c.

29 In some embodiments of the invention, the actual symbol will be displayed
30 as long as the cursor is over the symbol. In other embodiments, the actual symbol

DCI: 348767.2

1 is displayed only for a predetermined time when the cursor is over the symbol
2 before reverting to the original screen.

3 The symbol when displayed with an increased resolution, may be
4 displayed with highlighting. The highlighting may be one or more of: flashing
5 symbol, flashing background and different coloured background to rest of display.

6 It should be appreciated that with embodiments of the present invention
7 any other suitable method can be used to select a symbol.

8 In an alternative embodiment of the present invention, the symbol can be
9 displayed in such a way that the surrounding text on the same line and/or lines
10 above and below can still be read.

11 This same technique can also be used for dates and time. In this regard,
12 reference is made to Figures 15 a and b which show an example of a display. In
13 Figure 15a, the display shows the symbol for time 630. When the cursor is moved
14 over this symbol 630, the display is as shown in Figure 15b. The display thus
15 shows the time 632 in a position on the display such that the time would not cover
16 text contained in the same line as the time symbol.

17 Reference is made to Figures 16a and b, where Figure 16a shows the
18 common symbol 634 used for dates and Figure 16b shows the display when the
19 cursor is moved over the common date symbol. As can be seen from Figure 16b,
20 the date 636 is displayed below text on the same line as the common date
21 symbol.

22 It should be appreciated that various options and alternatives discussed in
23 relation to the common symbol for symbols can also be applied in relation to the
24 common date and time symbols. It should be appreciated that embodiments of
25 the invention are not limited to the particular examples given. The use of the
26 common symbol can be used other than for symbols, time and date.

27 Reference is now made to Figures 17a to c which show various style
28 options available to a user. The user presses a style function key which causes
29 the display shown in Figure 17a, One example 640 of a style is shown in Figure
30 17a along with a bar 642. The bar has an arrow head at each end. This extends
31 vertically down the display. The bar also has a marker 643 which indicates the

DC1: 348767.2

1 user how far down the list of options the user is. The marker in Figure 17a is at
2 the top of the bar and so masks the top arrow. In embodiments of the invention,
3 one option at a time is displayed on the display.

4 The options shown in Figures 17a to c are three of the ten possible
5 options. Figure 17b shows another style option which is roughly in the middle of
6 the list of options. The marker 643, thus appears roughly in the middle of the bar
7 642.

8 Finally the option shown in Figure 17c appears at the bottom of the list and
9 so the marker 643 is at the bottom of the bar 642 and is covering the bottom
10 arrow.

11 In embodiments of the invention, the size of the marker relative to the bar
12 may reflect the number of options available. For example if there are only two
13 options, the size of the marker will be bigger than if there are five options
14 available.

15 The actual form of the bar and marker can of course be changed. For
16 example the arrows may be omitted in some embodiments of the present
17 invention or be replaced by horizontally extending lines. In some embodiments of
18 the invention, the bars may be omitted and the marker used by itself.

19 In preferred embodiments of the invention, one option at a time are
20 displayed on the display. However in alternative embodiments of the present
21 invention, it is possible that more than one option is display as the same time on
22 the display.

23 As discussed in relation to Figures 15 and 16, it is possible to insert the
24 time and date into labels. In embodiments of the present invention is possible to
25 do one of two things. Firstly the user can insert the current date or time into a
26 label which means that the date printed on the label is tied to the time that it was
27 inserted in the label. Thus if the date 1st January 2002 is inserted into the label, if
28 the label is stored and printed out two days later the date will be unchanged. The
29 same can be done with time. For this option, the actual time or date is displayed
30 on the display and not the respective common symbol. In alternative
31 embodiments, a common symbol may be used.

DC1: 348767.2

1 The second option for the user is to select a dynamic time or date. This is
2 represented by the respective common symbol shown in Figures 15 and 16. This
3 will mean that when the label is printed the date or time at the time of printing is
4 inserted into the label. This means that if the label was created at 10am but
5 printed at 2pm that the label would include the time 2pm.

6 In one embodiment of the present invention a key is provided for time and
7 date with a shift function being provided to obtain both time and date. In order to
8 select between actual time/date to be inserted and dynamic time/date to be
9 inserted, the function key is actuated once for one option and twice for the other.
10 Of course any other suitable method may be provided for accessing these options
11 such as separate keys for date and times and menu implementations.

12 In one embodiment of the present invention, the tape printer may be
13 arranged to have a standby mode. This means that if the tape printer is not used
14 for a predetermined amount of time the tape printer will do one of two things:

15 If the tape printer is in a battery operated mode, the tape printer will
16 be switched off or put in a standby mode and the display will be blank; or

17 If the tape printer is in a mains operated mode, the tape printer will
18 be switched off or put in a standby mode but the display will now show the time;
19 date or any other suitable image. This can be implemented by detecting if the
20 mains supply is connected to the tape printer. This is done by checking the
21 voltage level on the mains supply; if there is no supply there will be no voltage
22 detected, if a certain voltage level is detected, this means there is a mains supply
23 connected.

24 Reference will now be made to Figure 18. Figure 18a has a label which is
25 referred to as a normal label, that is the text is centred on the label 650 with a
26 margin 652 at the beginning of the text which is the same as the margin 654 at
27 the end of the tape. These margins have a length X which is at least equal to the
28 distance between the print head and the cutter. The margins are the distance
29 from a leading edge of a label to the beginning of the text and the distance
30 between the end of the text and the trailing edge of the label. The label emerges
31 from the tape printer 657 with the last letter first and the text the right way round.

DC1: 348767.2

1 As the margins are both equal to X, the label could alternatively emerge from the
2 tape printer as shown in Figure 18c with the first letter of the label first and upside
3 down.

4 Reference is made to Figure 18b, which show a label which has a margin
5 656 in front of the text of A and a margin 658 at the end of the text of X. A is a
6 distance which is smaller than X and can be almost zero. To achieve this, the last
7 letter of the label emerges first from the tape printer to ensure that the margin X
8 representing the minimum distance between the cutter and the print head comes
9 out of the tape printer first. The text is the right way up from the user's
10 perspective.

11 The third option available is shown in Figure 18c. In this label, there is a
12 margin 662 at the front of the text of size X and a margin at the end of the text
13 664 of size A. To ensure that the margin of size X occurs first, the label is printed
14 such that the first letter of the label appears first but the text is upside down.

15 With all three of the modes shown in Figure 18, the margin which is of at
16 least length X emerges first from the printer so that the margin which deals with
17 the distance between the print head and the cutter is accommodated.

18 The user inputs which of the three options shown in Figure 18 he requires.
19 This may occur in one mode of operation of the label printer. The desired label
20 format is input via the keyboard.

21 It should be appreciated that in preferred embodiments of the present
22 invention, various options have been described as being accessed via dedicated
23 function keys. It should be appreciated that in alternative embodiments of the
24 present invention, access to the various functions can be obtained by any other
25 suitable way such as via menu options or the like.

26 Embodiments of the present invention have been described in the context
27 of a stand alone printer which may optionally be connected to a PC. Some
28 embodiments of the invention may be incorporated in tape printers which are
29 arranged only to work in conjunction with a PC. Such devices may not have a
30 keyboard or the like or a display. In that situation the "input means" referred to in

DCI: 348767.2

1 the following claims refers to the input means of the PC or the output received
2 from the PC and the "display means" refers to the display of the PC.

3 It should be appreciated that whilst the preferred embodiments of the
4 present invention have been described in the context of tape printers, alternative
5 embodiments of the present invention may be used with other text processing
6 devices or printers.

7

DCI: 348767.2

1 CLAIMS

2

3 1. A label printer for printing an image on an image receiving medium, said
4 label printer comprising:

5 input means for inputting information to said label printer;

6 means for receiving a supply of image receiving medium;

7 printing means for printing an image on said image receiving medium;

8 means for connecting said label printer to an external controlling entity

9 such that when so connected the label printer can be operated in one of a stand

10 alone mode in which information can only be input to said label printer via said

11 input means, and an external control mode in which information can only be input

12 to said label printer via said connecting means; and

13 control means for controlling said label printer such that for a

14 predetermined period of time after use in one of the said stand alone mode and

15 the said external control mode, any information input via the one of the input

16 means and the connecting means via which information can not be input to said

17 label printer in the said one mode does not operate the label printer, but after the

18 predetermined period of time information can be input to operate the label printer

19 via either one of the input means and the connecting means.

20

21 2. A label printer according to claim 1, wherein after use of the label printer in

22 the stand alone mode, if information is input via the connecting means within the

23 said predetermined time, the label printer is arranged to send a signal to the

24 external controlling entity indicating that the label printer is busy.

25

26 3. A label printer according to claim 1, wherein after use of the label printer in

27 the external control mode, if information is input via the input means within the

28 said predetermined time, the label printer is arranged to provide an error signal.

29

30 4. A label printer as claimed in claim 3, wherein said error signal comprises

31 an error message.

DC1: 348767.2

-

- 1
2 5. A label printer according to claim 4, wherein the error message is
3 displayed.
4
- 5 6. A label printer according to claims 1, wherein if no information is input via
6 the input means or the connecting means within a second predetermined time,
7 the label printer enters a stand-by mode.
8
- 9 7. A label printer according to claim 6, wherein when the printer is in stand-by
10 mode, if information is first input via the input means, the label printer enters the
11 said stand alone mode and if information is first input via the connecting means,
12 the label printer enters the said external control mode.
13
- 14 8. A label printer according to claim 6, wherein if information is first input via the
15 input means at a time after the said predetermined time but before the second
16 predetermined time, the label printer enters the said stand alone mode and if
17 information is first input via the connecting means at a time after the said
18 predetermined time but before the second predetermined time, the label printer
19 enters the said external control mode.
20
- 21 9. A label printer according to claim 1, wherein the said predetermined time is 1
22 minute.
23
- 24 10. A label printer according to claim 6, wherein the second predetermined
25 time is 2 minutes.
26
- 27 11. A label printer as claimed in claim 1, wherein said external controlling entity
28 is a personal computer.
29
- 30 12. A label printer as claimed in claim 1, wherein said input means comprises
31 a keyboard.

DCI: 348767.2

-

- 1
2 13. A label printer as claimed in claim 1, wherein said connecting means is a
3 USB port.
4
- 5 14. A label printer for printing an image on an image receiving medium, said
6 label printer comprising:
7 input means for inputting said image to be printed on an image receiving
8 medium;
9 display means for displaying image information;
10 control means for controlling said display means, wherein a first set of
11 elements selectable for said image are displayed on said display with a first
12 resolution and a second set of elements selectable for said image are displayed
13 on said display with a second, different resolution; and
14 printing means for printing said image on said image receiving medium.
15
- 16 15. A label printer as claimed in claim 14, wherein said second resolution is
17 elongated in one direction as compared to the first resolution.
18
- 19 16. A label printer as claimed in claim 15, wherein said one direction is in a
20 direction of the width of said elements.
21
- 22 17. A label printer as claimed in claim 15, wherein said first and second
23 resolutions are the same in a direction perpendicular to said first direction.
24
- 25 18. A label printer as claimed in claim 15, wherein said second resolution is
26 twice the resolution of the first resolution in said one direction.
27
- 28 19. A label printer as claimed in claim 14, wherein said first set comprises at
29 least some characters and said second set comprises at least one symbol.
30

DC1: 348767.2

1 20. A label printer as claimed in claim 14, wherein said display means is
2 arranged to display at least two lines of text.

3

4 21. A label printer as claimed in claim 14, wherein in a first mode, said second
5 elements are displayed with one resolution and in a second mode in said second
6 resolution.

7

8 22. A label printer as claimed in claim 21, wherein said one resolution is the
9 same as said first resolution.

10

11 23. A label printer for printing an image on an image receiving medium
12 comprising:

13 input means for inputting said image to be printed;

14 printing means for printing said image on the image receiving medium;

15 memory means for storing a plurality of images; and

16 control means for controlling said label printer, wherein said control means
17 is arranged to control the memory means to store an image in said memory
18 means each time an image is printed and said input means comprises means for
19 recalling one of said stored images.

20

21 24. A label printer as claimed in claim 23, wherein said memory means is
22 arranged to store a maximum of N previously printed labels.

23

24 25. A label printer as claimed in claim 24, wherein if the number of labels
25 printed is greater than N, the oldest label is deleted.

26

27 26. A label printer as claimed in claim 24, wherein said memory means has N
28 memory locations for storing said printed images.

29

DC1: 348767.2

1 27. A label printer as claimed in claim 23, wherein said control means is
2 arranged to determine if more than one copy of an image is printed and if so to
3 store said image only once in said memory.

4

5 28. A label printer as claimed in claim 23, wherein said control means is
6 arranged to determine if a current printed image is the same as an image
7 previously printed and if so to ensure that the memory means only stores only
8 one version of said image.

9

10 29. A label printer as claimed in claim 28, wherein the previously stored image
11 which is the same as the current image is deleted and the current image is stored
12 in said memory means.

13

14 30. A label printer for printing an image on an image receiving medium, said
15 label printer comprising:

16 means for inputting text for said image and attributes of said image;

17 display means for displaying at least part of said text; and

18 control means for controlling said display means, wherein said label printer
19 is arranged to have an edit mode and a preview mode, and in the edit mode the
20 control means is arranged to control the display means to display at least part of
21 the input text and in the preview mode, information defining at least one attribute
22 of the image is displayed.

23

24 31. A label printer as claimed in claim 30, wherein said attribute information of
25 the image is scrolled across said display.

26

27 32. A label printer as claimed in claim 30, wherein attribute information
28 comprises respective icons associated with respective attributes, said icons being
29 displayed on said display in the preview mode.

30

DC1: 348767.2

-

1 33. A label printer as claimed in claim 30, wherein said at least one attribute of
2 said image comprise at least one of at least one attribute of said text and/or at
3 least one attribute of said label.

4

5 34. A label printer as claimed in claim 33, wherein said at least one attribute of
6 said text comprises at least one of the following:
7 font style, font size, and character attribute.

8

9 35. A label printer as claimed in claim 33, wherein at least one attribute of said
10 label comprises at least one of the following:

11 number of lines in said image, justification, and boxing, layout information,
12 if the label is fixed length, and length of a fixed length label.

13

14 36. A label printer as claimed in claim 30, wherein in the preview mode the text
15 is also previewed.

16

17 37. A label printer as claimed in claim 36, wherein in the preview mode, the
18 text is previewed and then the attribute information of said image.

19

20 38. A label printer as claimed in claim 36, wherein the preview mode is
21 provided with a first option for previewing the text and a second option for
22 previewing the image attribute information, the first and second options being
23 selectable by the user.

24

25 39. A label printer for printing an image on an image receiving medium, said
26 label printer comprising:

27 input means for inputting said image to be printed on an image receiving
28 medium, said image comprising at least one element;

29 display means for displaying image information;

30 control means for controlling said display means such that a plurality of
31 different elements are represented by a common symbol; and

DC1: 348767.2

1 printing means for printing said image on said image receiving medium.

2

3 40. A printer as claimed in claim 39, wherein said plurality of elements
4 comprise symbols.

5

6 41. A label printer for printing an image on an image receiving medium, said
7 label printer comprising:

8 input means for inputting said image comprising at least one element to be
9 printed on an image receiving medium;

10 display means, said display being controlled in dependence on said input
11 image;

12 control means for controlling said display means, wherein at least one
13 element selectable for said image is displayable in two modes, in one mode a
14 representation of said element is shown and in a second mode an enlarged view
15 of said element is shown; and

16 printing means for printing said image on said image receiving medium.

17

18 42. A printer as claimed in claim 41, wherein a common symbol is used for a
19 plurality of said elements

20

21 43. A printer as claimed in claim 41, wherein when said element is highlighted
22 said element is displayed in said second mode.

23

24 44. A printer as claimed in claim 43, wherein said element is highlighted by a
25 cursor.

26

27 45. A printer as claimed in claim 41, wherein said element is displayed on said
28 display for a predetermined amount of time.

29

30 46. A printer as claimed in claim 45, wherein after the predetermined time the
31 representation of said element is displayed in said one mode.

DCI: 348767.2

-

1

2 47. A printer as claimed in claim 41, wherein the element when displayed in
3 the second mode hides at least one other element on the display.

4

5 48. A printer as claimed in claim 41, wherein the element when displayed in
6 the second mode is displayed in a different part of the display to other elements
7 of said image.

8

9 49. A printer as claimed in claim 41, wherein said at least one of said elements
10 comprises at least one of a date, a time and a symbol.

11

12 50. A label printer for printing an image on an image receiving tape comprising:
13 printing means for printing an image on said tape;

14 cutting means for cutting said tape after an image has been printed on said
15 tape to provide a label, said cutting means being located at a predetermined
16 distance downstream of said printing means; and

17 means for controlling the printing of a label having two margins, one margin
18 being between the beginning of said label and the beginning of said image and
19 the other margin being between the end of said image and the end of the label;
20 and

21 selecting means for selecting at least one of said margins is to be at least
22 equal to or greater than said predetermined distance and the or one of said at
23 least one margins being arranged to be output from said printer before the other
24 of said margins.

25

26 51. A printer as claimed in claim 50, wherein said two margins are the same
27 size.

28

29 52. A printer as claimed in claim 50, wherein said other of said margins is less
30 than said predetermined distance.

31

DC1: 348767.2

1 53. A printer as claimed in claim 50, wherein the image is printed one of
2 frontward and backwards in dependence on which of the two margins is output
3 from said printer first.

4

5 54. A printer as claimed in claim 50, wherein the image is printed one of the
6 right way up or upside down in dependence on which of the two margins is output
7 from said printer first.

8

9 55. A printer as claimed in claim 50 comprising a mode having three options,
10 one of said options being selectable by a user, a first option having the two
11 margins of the same size, a second option having the margin at the beginning of
12 the label bigger than the margin at the end and a third option having the margin at
13 the end of the label bigger than the margin at the beginning.

14

15 56. A tape printer for printing an image on an image receiving medium,
16 comprising:

17 input means for inputting an image to be printed, said input means being
18 arranged to permit the selection of at least one attribute; and

19 display means for displaying at least one set of attribute options, one or
20 only some of said attribute options being displayable on the display at the same
21 time, said display having indication means for indicating the position of the
22 displayed one or only some options in said set.

23

24 57. A tape printer as claimed in claim 56, wherein said indication means
25 comprises a marker for indicating the position.

26

27 58. A tape printer as claimed in claim 56, wherein said indication means are
28 arranged to indicate the number of options in said set.

29

30 59. A tape printer as claimed in claim 56, wherein a size of the marker
31 indicates the number of options in said set.

DC1: 348767.2

—

1

2 60. A tape printer as claimed in claim 59, wherein the marker is larger the
3 fewer the number of options in said set.

4

5 61. A tape printer for printing an image on an image receiving medium,
6 comprising:

7 input means for inputting an image to be printed, said input means being
8 arranged to permit the selection of at least one attribute; and

9 display means for displaying at least one set of attribute options, one or
10 only some of said attribute options being displayable on the display at the same
11 time, said display having indication means for indicating the number of options in
12 said set.

13

14 62. A label printer for printing an image on an image receiving medium
15 comprising:

16 input means for inputting said image to be printed on an image receiving
17 medium, at least one of time and date information being inputtable via said input
18 means;

19 printing means for printing said image;

20 wherein at least two options are provided for at least one of said time and
21 date information, in a first option the date or time that said image is input is
22 printed by said printing means and in a second option, the date or time that said
23 image is printed is printed by said printing means.

24

25 63. A label printer for printing an image on an image receiving tape comprising:

26 input means for inputting an image to be printed;

27 display means for displaying image information;

28 means for determining if the label printer is powered by batteries or a
29 mains supply; and

30 means for controlling the label printer to enter a standby mode if the printer
31 is inactive for a given time, wherein in the standby mode if the label printer is

DC1: 348767.2

—

1 powered by batteries, the display is blank and if the label printer is powered by
2 mains supply an image is displayed.

3

4 64. A label printer as claimed in claim 63, wherein the given time is dependent
5 on if the label printer is powered by batteries or a mains supply.

6

7 65. A label printer as claimed in claim 63, wherein the given time is same
8 regardless of if the label printer is powered by batteries or a mains supply.

9

10 66. A label printer as claimed in claim 65, wherein the image displayed is at
11 least one of date and time.

12

13 67. A label printer as claimed in claim 1, wherein said image receiving medium
14 comprises image receiving tape.

15

16 68. A label printer as claimed in claim 1 in combination with a personal
17 computer.

18

19 69. A label printer as claimed in claim 1 in combination with an image receiving
20 medium.

21

22 70. A method for printing an image on an image receiving medium, said
23 method comprising the steps of:

24 inputting text for said image and attributes of said image;

25 displaying at least part of said text; and

26 providing an edit mode and a preview mode, wherein in the edit mode at
27 least part of the input text is displayed and in the previewed mode, information
28 defining at least one attribute of the image is displayed.

29

30 71. A method for printing an image on an image receiving medium using a
31 label printer, said method comprising the steps of:

DCI: 348767.2

-

1 inputting information defining said label;
2 printing an image on said image receiving medium;
3 connecting the label printer to an external controlling entity such that when
4 so connected the label printer can be operated in one of a stand alone mode in
5 which information can only be input to said label printer via said label printer and
6 an external control mode in which information can only be input to said label
7 printer via said external controlling entity; and
8 controlling the label printer such that for a predetermined period of time
9 after use in one of the stand alone mode and the external control mode, any
10 information input via one of the label printer and the external controlling entity via
11 which information can not be input to said label printer in the said one mode does
12 not operate the label printer, but after the predetermined period of time
13 information can be input to operate the label printer via either of the label printer
14 and the external controlling entity.

15

16 72. A method for printing an image on an image receiving medium, said
17 method comprising the steps of:

18 inputting the image to be printed on an image receiving medium;
19 displaying image information, whereby a first set of elements selectable for
20 said image are displayed with a first resolution and a second set of elements
21 selectable for said image are displayed with a second, different resolution; and
22 printing said image on the image receiving medium.

23

24 73. A method for printing an image on a image receiving medium comprising
25 the steps of:

26 inputting the image to be printed;
27 printing the image on the image receiving medium;
28 storing a plurality of images, such that each time an image is printed said
29 image is stored; and
30 recalling one of said stored images.

31

DCI: 348767.2

-

- 1 74. A method for printing an image on an image receiving medium, said
2 method comprising the steps of:
3 inputting said image to be printed on an image receiving medium, said
4 image comprising at least one element;
5 displaying image information such that a plurality of different elements are
6 represented by a common symbol; and
7 printing the image on the image receiving medium.
8
- 9 75. A method for printing an image on an image receiving medium, said
10 method comprising the steps of:
11 inputting the image comprising at least one element to be printed on an
12 image receiving medium;
13 displaying image information such that at least one element selectable for
14 the image is displayable in two modes, in one mode a representation of the
15 element is shown and in the second mode an enlarged view of the element is
16 shown; and
17 printing the image on the image receiving medium.
18
- 19 76. A method for printing a label on an image receiving tape, said label having
20 two margins, one margin being between the beginning of the label and the
21 beginning of the image and the other margin between the end of the image and
22 end of the label, comprising the steps of:
23 selecting at least one of said margins to be at least equal to or greater than
24 a predetermined distance; and
25 printing an image on said tape;
26 cutting said tape after an image has been printed on the tape to provide a
27 label; and
28 outputting the said at least one margins before the other of said margins.
29
- 30 77. A method for printing an image on an image receiving medium comprising
31 the steps of:

DC1: 348767.2

1 inputting an image to be printed, said inputting step comprising the
2 selection of at least one attribute; and
3 displaying at least one set of attribute option, one or only some of said
4 attribute options of said set being displayable at the same time; and
5 indicating the position of the displayed one or only some options in said
6 set.

7

8 78. A method for printing an image on an image receiving medium comprising
9 the steps of:

10 inputting an image to be printed, said inputting step comprising the
11 selection of at least one attribute;
12 displaying at least one set of attribute options, one or only some of said
13 attribute options being displayable at the same time; and
14 indicating the number of options in said set.

15

16 79. A method for printing an image on an image receiving medium comprising
17 the steps of:

18 inputting said image to be printed, at least one of time and date information
19 being inputtable;
20 providing at least two options for at least one of said time and date
21 information, in a first option the date or time that said image is input is printed and
22 in a second option, the date or time that said image is printed is printed; and
23 printing said image in accordance with one of said first and second options.

24

25 80. A method for printing an image on an image receiving tape comprising the
26 steps of:

27 inputting an image to be printed;
28 displaying information;
29 determining if power is supplied by batteries or a mains supply;

1 entering a stand by mode following inactivity for a given time, wherein in
2 the stand by mode if power is provided by batteries, nothing is displayed and if
3 power is provided by a mains supply, an image is displayed.

4

5 81. A label printer for printing an image on an image receiving medium, said
6 label printer comprising:

7 an input for inputting information to said label printer;

8 a cassette bay for receiving a supply of image receiving medium;

9 a print head for printing an image on said image receiving medium;

10 a connector which is arranged to connect said label printer to an external
11 controlling entity such that when so connected the label printer can be operated in
12 one of a stand alone mode in which information can only be input to said label
13 printer via said input means, and an external control mode in which information
14 can only be input to said label printer via said connecting means; and

15 a controller which controls said label printer such that for a predetermined
16 period of time after use in one of the said stand alone mode and the said external
17 control mode, any information input via the one of the input means and the
18 connecting mean via which information can not be input to said label printer in the
19 dais one mode does not operate the label printer, but after the predetermined
20 period of time information can be input to operate the label printer via either one
21 of the input mean and the connecting means.

22

23 82. A label printer for printing an image on an image receiving medium, said
24 label printer comprising:

25 an input for inputting said image to be printed on an image receiving
26 medium;

27 a display for displaying image information;

28 a controller for controlling said display means, wherein a first set of
29 elements selectable for said image are displayed on said display with a first
30 resolution and a second set of elements selectable for said image are displayed
31 on said display with a second, different resolution; and

DCI: 348767.2

1 a print head for printing said image on said image receiving medium.

2

3 83. A label printer for printing an image on an image receiving medium
4 comprising:

5 an input for inputting said image to be printed;

6 a print head for printing said image on the image receiving medium;

7 a memory for storing a plurality of images; and

8 a controller for controlling said label printer, wherein said control means is
9 arranged to control the memory means to store an image in said memory means
10 each time an image is printed and said input means comprises means for
11 recalling one of said stored images.

12

13 84. A label printer for printing an image on an image receiving medium, said
14 label printer comprising:

15 an input for inputting text for said image and attributes of said image;

16 a display for displaying at least part of said text; and

17 a controller for controlling said display means, wherein said label printer is
18 arranged to have an edit mode and a preview mode, and in the edit mode the
19 control means is arranged to control the display means to display at least part of
20 the input text and in the preview mode, information defining at least one attribute
21 of the image is displayed.

22

23 85. A label printer for printing an image on an image receiving medium, said
24 label printer comprising:

25 an input for inputting said image to be printed on an image receiving
26 medium, said image comprising at least one element;

27 a display for displaying image information;

28 a controller for controlling said display means such that a plurality of
29 different elements are represented by a common symbol; and

30 a print head for printing said image on said image receiving medium.

31

DCI: 348767.2

- 1 86. A label printer for printing an image on an image receiving medium, said
2 label printer comprising:
3 an input for inputting said image comprising at least one element to be
4 printed on an image receiving medium;
5 a display, said display being controlled in dependence on said input image;
6 a controller for controlling said display means; wherein at least one
7 element selectable for said image is displayed in two modes, in one mode a
8 representation of said element is shown and in a second mode an enlarged view
9 of said element is shown; and
10 a print head for printing said image on said image receiving medium.
11
- 12 87. A label printer for printing an image on an image receiving tape comprising:
13 a print head for printing an image on said tape;
14 a cutter for cutting said tape after an image has been printed on said tape
15 to provide a label, said cutting means being located at a predetermined distance
16 downstream of said printing means; and
17 a controller for controlling the printing of a label having two margins, one
18 margin being between the beginning of said label and the beginning of said image
19 and the other margin being between the end of said image and the end of the
20 label; and
21 an input for selecting at least one of said margins is to be at least equal to
22 or greater than said predetermined distance and the or one of said at least one
23 margins being arranged to be output from said printer before the other of said
24 margins.
25
- 26 88. A tape printer for printing an image on an image receiving medium,
27 comprising:
28 an input for inputting an image to be printed, said input means being
29 arranged to permit the selection of at least one attribute; and
30 a display for displaying at least one set of attribute options, one or only
31 some of said attribute options being displayable on the display at the same time,

DC1: 348767.2

1 said display having indication means for indicating the position of the displayed
2 one or only some options in said set.

3

4 89. A tape printer for printing an image on an image receiving medium,
5 comprising:

6 an input for inputting an image to be printed, said input means being
7 arranged to permit the selection of at least one attribute; and

8 a display for displaying at least one set of attribute options, one or only
9 some of said attribute options being displayable on the display at the same time,
10 said display having indication means for indicating the number of options in said
11 set.

12

13 90. A label printer for printing an image on an image receiving medium
14 comprising:

15 an input for inputting said image to be printed on an image receiving
16 medium, at least one of time and date information being inputtable via said input
17 means;

18 a print head for printing said image;

19 wherein at least two options are provided for at least one of said time and
20 date information, in a first option the date or time that said image is input is
21 printed by said printing means and in a second option, the date or time that said
22 image is printed is printed by said printing means.

23

24 91. A label printer for printing an image on an image receiving tape comprising:

25 an input for inputting an image to be printed;

26 a display for displaying image information;

27 circuitry for determining if the label printer is powered by batteries or a
28 mains supply; and

29 a controller for controlling the label printer to enter a standby mode if the
30 printer is inactive for a given time, wherein in the standby mode if the label printer

DCI: 348767.2

- 1 is powered by batteries, the display is blank and if the label printer is powered by
- 2 mains supply an image is displayed.

DC1: 348767.2

1 Abstract

2 A label printer having a plurality of input devices for inputting information to
3 said label printer where a first input device can be a keyboard, and a second input
4 device can be a connectable external controlling entity; a supply of image
5 receiving medium such as a tape; a printer adapted to print an image on the tape;
6 and a printer controller for controlling the label printer, so that when the label
7 printer is connected the label printer can be operated in a stand alone mode in
8 which information can only be input to said label printer via said first input device,
9 or an external control mode in which information can only be input to said label
10 printer via the connecting device, such that for a predetermined period of time
11 after use in one of the said stand alone mode and the said external control mode,
12 any information input via the input device not in use can not operate the label
13 printer, but after the predetermined period of time information can be input to
14 operate the label printer via either the first input device or the connected second
15 input device.

DC1: 348767.2

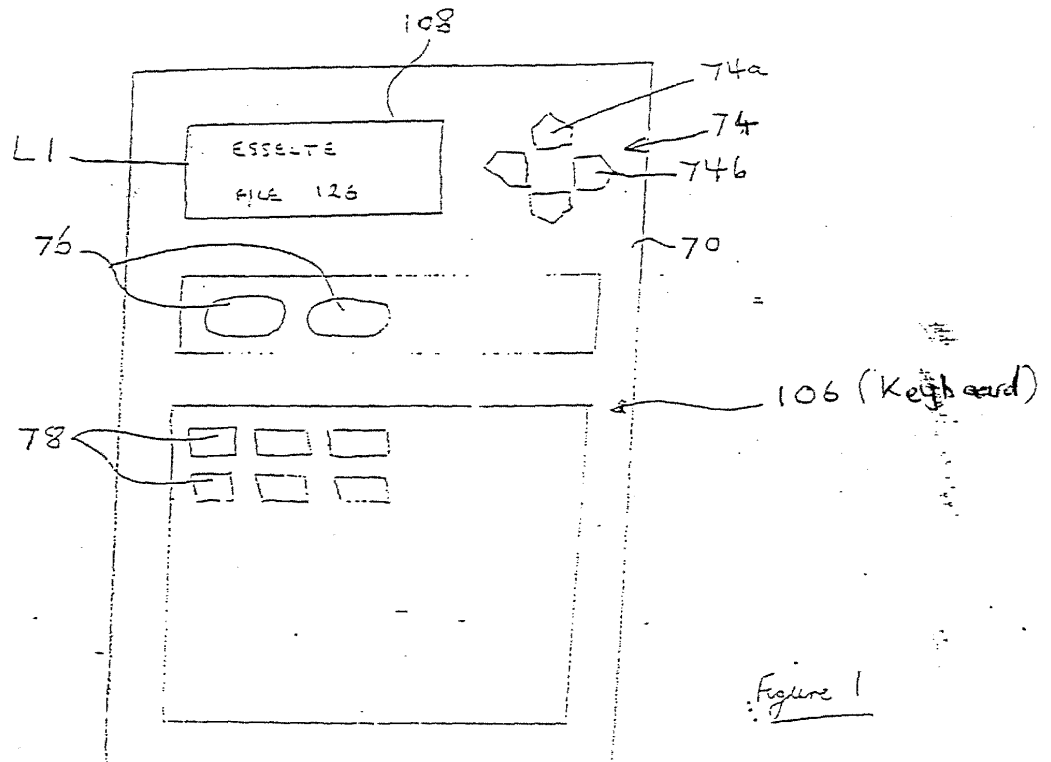


Figure 1

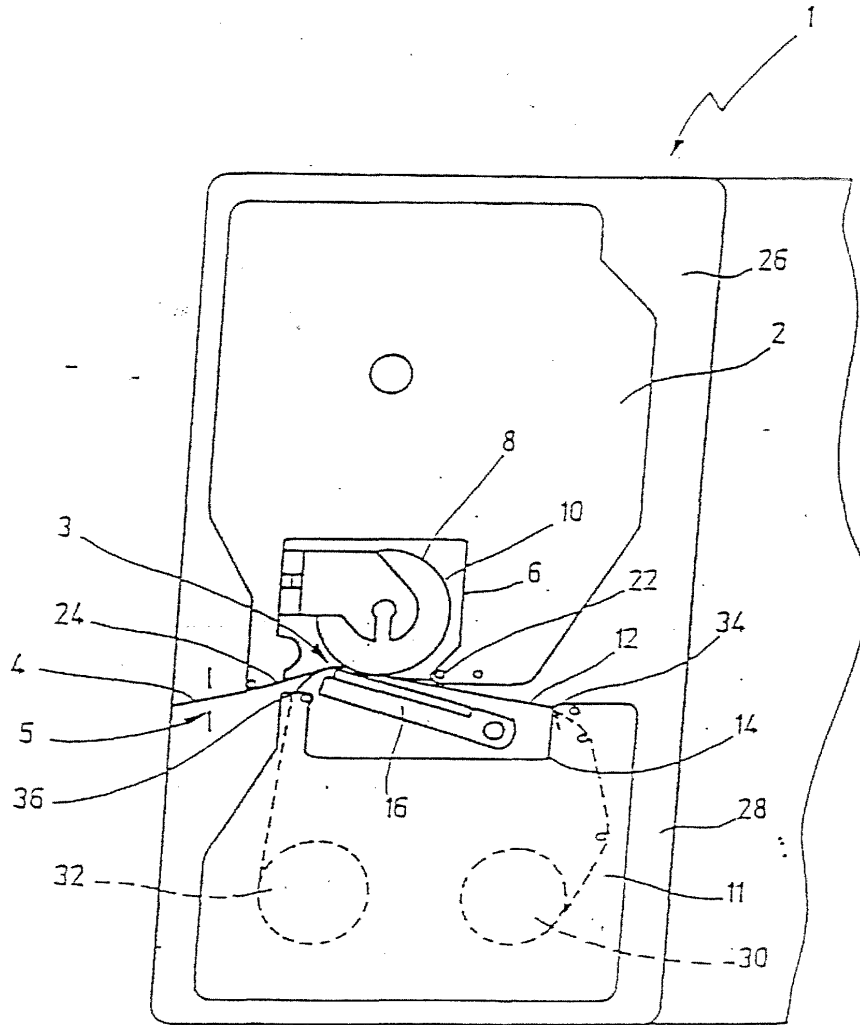


Figure 2

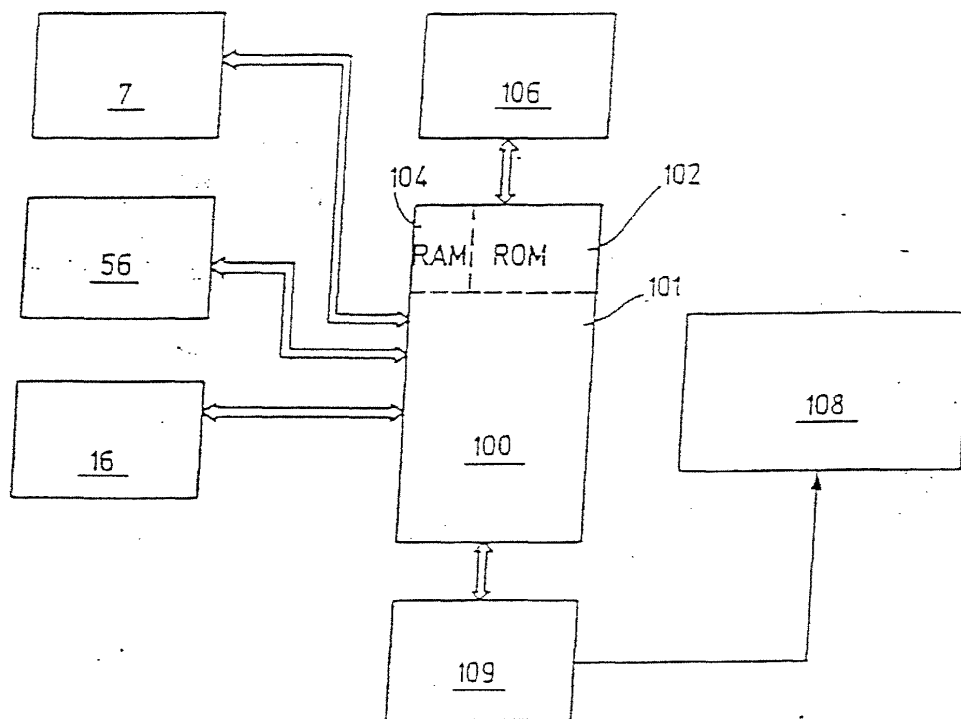


Figure 4

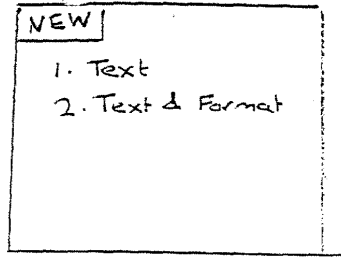


FIGURE 5

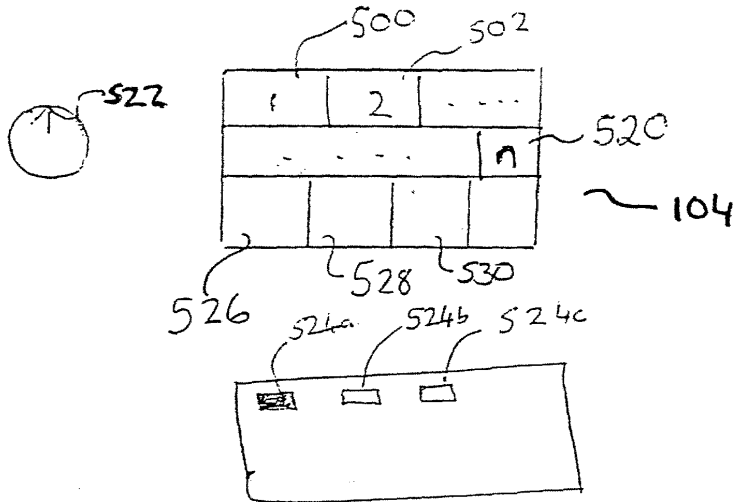


FIGURE 6

FIGURE 7




FIGURE 8

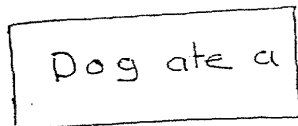


FIGURE 9


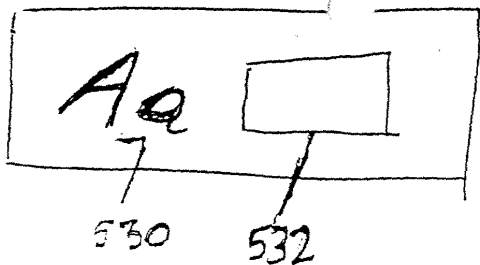


FIGURE 10



0/10

FIGURE 11

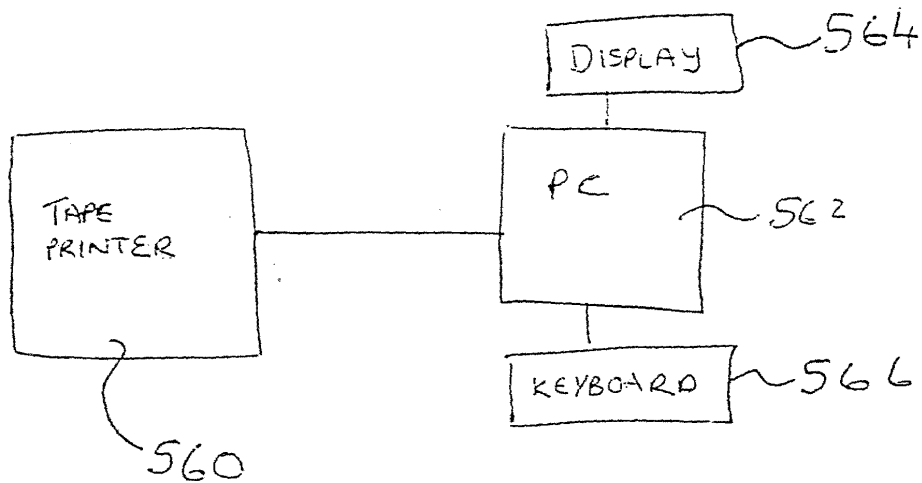


FIGURE 12

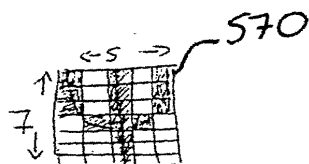


FIGURE 13a

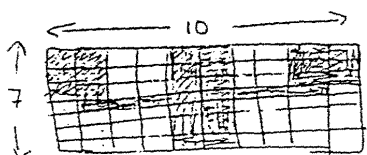




FIGURE 13b

FIGURE 149



8/10




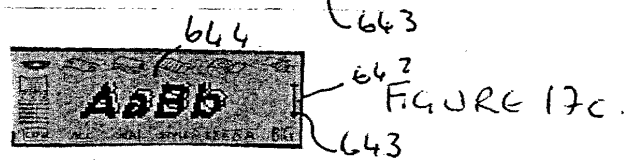
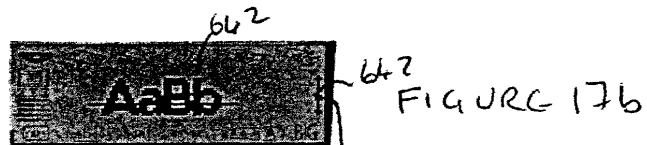
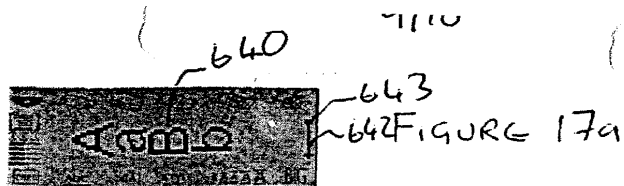


FIGURE 15a



FIGURE 15b

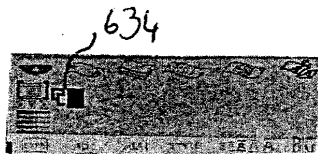


FIGURE 16a


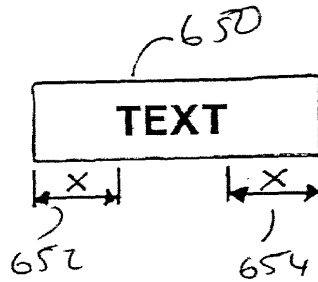


FIGURE 16b

636

10/10

NORMAL LABEL



EXITS PRINTER
LIKE

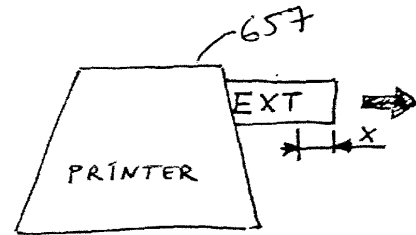


Figure 18a

LEFT-ALIGNED LABEL

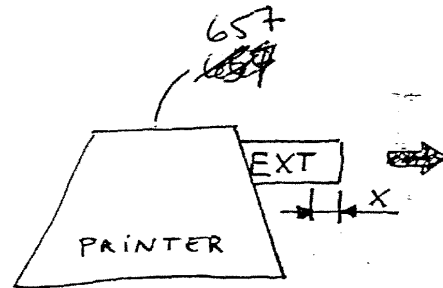
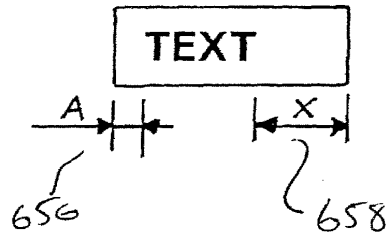


Figure 18b

RIGHT-ALIGNED LABEL

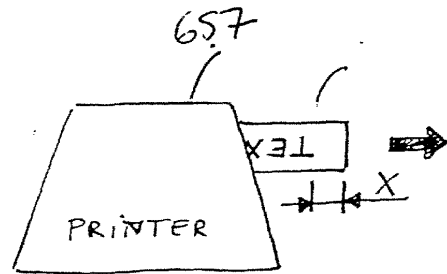
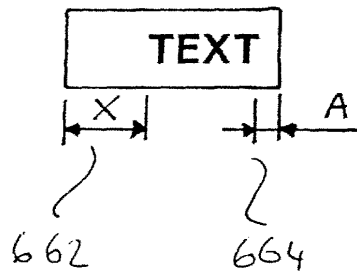


Figure 18c

For Vlachnick
12/09/2002



PENNIE & EDMONDS LLP DOCKET NO. 7310-267-999

#3

DECLARATION FOR NON-PROVISIONAL PATENT APPLICATION*

As a below named inventor, I hereby declare that:

My residence, post office address and citizenship are as stated below at 201 et seq. beneath my name.

I believe I am the original, first and sole inventor if only one name is listed at 201 below, or an original, first and joint inventor if plural names are listed at 201 et seq. below, of the subject matter which is claimed and for which a patent is sought on the invention entitled

A LABEL PRINTER

and for which a patent application:

- ☐ is attached hereto and includes amendment(s) filed on (if applicable)
☒ was filed in the United States on May 13, 2003 as Application No. 10/436,363
☐ was filed as PCT international Application No. on and was amended under PCT Article 19 on (if applicable)

I hereby state that I have reviewed and understand the contents of the above identified application, including the claims, as amended by any amendment referred to above

I acknowledge the duty to disclose information known to me to be material to patentability as defined in Title 37, Code of Federal Regulations, §1.56.

I hereby claim foreign priority benefits under Title 35, United States Code, §119(a)-(d) of any foreign application(s) for patent or inventor's certificate listed below and have also identified below any foreign application for patent or inventor's certificate having a filing date before that of the application on which priority is claimed:

EARLIEST FOREIGN APPLICATION(S), IF ANY, FILED PRIOR TO THE FILING DATE OF THE APPLICATION				
APPLICATION NUMBER	COUNTRY	DATE OF FILING (day, month, year)	PRIORITY CLAIMED	
GB 0210917.1	United Kingdom	May 13, 2002	YES <input checked="" type="checkbox"/>	NO <input type="checkbox"/>
GB 0301123.6	United Kingdom	January 17, 2003	YES <input checked="" type="checkbox"/>	NO <input type="checkbox"/>
GB 0303625.8	United Kingdom	February 17, 2003	YES <input checked="" type="checkbox"/>	NO <input type="checkbox"/>

I hereby claim the benefit under Title 35, United States Code, §119(e) of any United States provisional application(s) listed below.

PROVISIONAL APPLICATION NUMBER	FILING DATE

I hereby claim the benefit under Title 35, United States Code, §120 of any United States application(s) listed below and, insofar as the subject matter of each of the claims of this application is not disclosed in the prior United States application in the manner provided by the first paragraph of Title 35, United States Code §112, I acknowledge the duty to disclose information known to me which is material to patentability as defined in Title 37, Code of Federal Regulations, §1.56 which became available between the filing date of the prior application and the national or PCT international filing date of this application:

NON-PROVISIONAL APPLICATION SERIAL NO.	FILING DATE	STATUS		
		PATENTED	PENDING	ABANDONED

* for use only when the application is assigned to a company, partnership or other organization.

(1)

DCI: 353961.1

This is a copy of the Declaration/Power of Attorney from U.S. Patent Application No. 10/436.363, filed May 13, 2003, intended for the continuation application submitted herewith.

I hereby declare that all statements made herein of my own knowledge are true and that all statements made on information and belief are believed to be true; and further that these statements were made with the knowledge that willful false statements and the like so made are punishable by fine or imprisonment, or both, under Section 1001 of Title 18 of the United States Code and that such willful false statements may jeopardize the validity of the application or any patent issuing thereon.

2 0 1	FULL NAME OF INVENTOR	LAST NAME VLEURINCK	FIRST NAME Jos	MIDDLE NAME	
	RESIDENCE & CITIZENSHIP	CITY OORDEGEM	STATE OR FOREIGN COUNTRY Belgium	COUNTRY OF CITIZENSHIP Belgian	
	POST OFFICE ADDRESS	STREET Stichelendries 5	CITY OORDEGEM	STATE OR COUNTRY Belgium	ZIP CODE 9340
	SIGNATURE OF INVENTOR VLEURINCK			DATE 22/08/03	
2 0 2	FULL NAME OF INVENTOR	LAST NAME WINNE	FIRST NAME Dirk	MIDDLE NAME	
	RESIDENCE & CITIZENSHIP	CITY Loppem	STATE OR FOREIGN COUNTRY Belgium	COUNTRY OF CITIZENSHIP Belgian	
	POST OFFICE ADDRESS	STREET Begonialaan 38	CITY Loppem	STATE OR COUNTRY Belgium	ZIP CODE 8210
	SIGNATURE OF INVENTOR WINNE			DATE 22 AUG 03	
2 0 3	FULL NAME OF INVENTOR	LAST NAME DUFFY	FIRST NAME Edward	MIDDLE NAME	
	RESIDENCE & CITIZENSHIP	CITY Royston	STATE OR FOREIGN COUNTRY Hertfordshire, UK	COUNTRY OF CITIZENSHIP United Kingdom	
	POST OFFICE ADDRESS	STREET 61 Green Drift	CITY Royston, Hertfordshire	STATE OR COUNTRY UK	ZIP CODE SG8 5BX
	SIGNATURE OF INVENTOR DUFFY			DATE 01/09/03	
2 0 4	FULL NAME OF INVENTOR	LAST NAME	FIRST NAME	MIDDLE NAME	
	RESIDENCE & CITIZENSHIP	CITY	STATE OR FOREIGN COUNTRY	COUNTRY OF CITIZENSHIP	
	POST OFFICE ADDRESS	STREET	CITY	STATE OR COUNTRY	ZIP CODE
	SIGNATURE OF INVENTOR 204			DATE	
2 0 5	FULL NAME OF INVENTOR	LAST NAME	FIRST NAME	MIDDLE NAME	
	RESIDENCE & CITIZENSHIP	CITY	STATE OR FOREIGN COUNTRY	COUNTRY OF CITIZENSHIP	
	POST OFFICE ADDRESS	STREET	CITY	STATE OR COUNTRY	ZIP CODE
	SIGNATURE OF INVENTOR 205			DATE	



#3

POWER OF ATTORNEY

IN THE UNITED STATES PATENT AND TRADEMARK OFFICE

Application of: Jos VLEURINCK et al. Confirmation No.: 1064
Serial No.: 10/436,363 Art Unit: 2622
Filed: May 13, 2003 Examiner: To be assigned
For: A LABEL PRINTER Attorney Docket No.: 7310-267

**POWER OF ATTORNEY BY ASSIGNEE
AND EXCLUSION OF INVENTOR(S) UNDER 37 C.F.R. 3.71
WITH STATEMENT UNDER C.F.R. 3.73(b)**

Commissioner for Patents
P.O. Box 1450
Alexandria, VA 22313-1450

Sir:

The undersigned assignee of the entire interest in the above-identified subject application hereby appoints Berj A. Terzian (Reg. No. 20060), David Weild, III (Reg. No. 21094), Barry D. Rein (Reg. No. 22411), Philip T. Shannon (Reg. No. 24278), Francis E. Morris (Reg. No. 24615), Gidon D. Stern (Reg. No. 27469), John J. Lauter, Jr. (Reg. No. 27814), Brian M. Poissant (Reg. No. 28462), Rory J. Radding (Reg. No. 28749), Donald J. Goodell (Reg. No. 19766), Thomas E. Friebe (Reg. No. 29258), Laura A. Coruzzi (Reg. No. 30742), Geraldine F. Baldwin (Reg. No. 31232), Victor N. Balancia (Reg. No. 31231), Samuel B. Abrams (Reg. No. 30605), Adriane M. Antler (Reg. No. 32605), Thomas G. Rowan (Reg. No. 34419), James G. Markey (Reg. No. 31636), Thomas D. Kohler (Reg. No. 32797), Scott D. Stimpson (Reg. No. 33607), Gary S. Williams (Reg. No. 31066), Ann L. Gisolfi (Reg. No. 31956), Kelly D. Talcott (Reg. No. 39582), Francis D. Cerrito (Reg. No. 38100), Anthony M. Insogna (Reg. No. 35203), Brian M. Rothery (Reg. No. 35340), Brian D. Siff (Reg. No. 35679), Michael J. Lyons (Reg. No. 37386), Nikolaos C. George (Reg. No. 39201), Stephen S. Rabinowitz (Reg. No. 40286), Ognjan V. Shentov (Reg. No. 38051), Kenneth L. Stein (Reg. No. 38704), Andrew J. Gray (Reg. No. 41796), Henry C. Lebowitz (Reg. No. 36196), Leo Merken (Reg. No. 41192), Margaret B. Brivanlou (Reg. No. 40922), David R. Owens (Reg. No. 40756), Matthew E. Langer (Reg. No. 36343), Karen G. Horowitz (Reg. No. 35199), T. Christopher Tsang (Reg. No. 40258), and Carl P. Bretscher (Reg. No. 41635), all of Pennie & Edmonds LLP, whose addresses are 1155 Avenue of the Americas, New York, New York 10036, 1667 K Street N.W., Washington, DC 20006 and 3300 Hillview Avenue, Palo Alto, CA 94304, all of Pennie & Edmonds LLP (PTO Customer No. 20583), as its attorneys to prosecute this application and to transact all business in the United States Patent and Trademark Office connected therewith, said appointment to be to the exclusion of the inventors and their attorney(s) in accordance with the provisions of 37 C.F.R. 3.71, provided that, if any one of these attorneys ceases being affiliated with the law firm of Pennie & Edmonds LLP as partner, counsel, or employee, then the appointment of that attorney and all powers derived therefrom shall terminate on the date such attorney ceases being so affiliated.

Please direct all correspondence for this application to customer no. 20582.

I am the:

- ☐ Applicant/Inventor
☒ Assignee of record of the entire interest. See 37 CFR 3.71.
(Statement under 37 CFR 3.73(b) is applicable)

Statement Under 37 C.F.R. 3.73(b)

ESSELTE N.V. states that it is:

- 1 -

DCI: 353965.1

- ☒ the assignee of the entire right, title, and interest; or
☐ an assignee of less than the entire right, title and interest.
The extent (by, percentage) of its ownership interest is %

in the patent application/patent identified above by virtue of either:

- ☒ An assignment from the inventor(s) of the patent application/patent identified above.
The assignment was recorded in the United States Patent and Trademark Office on
at Reel , Frame , or for which a copy thereof is attached.

OR

- ☐ A chain of title from the inventor(s), of the patent application/patent identified above,
to the current assignee as shown below:

1. From: To:
The document was recorded in the United States Patent and Trademark Office on
at Reel , Frame , or for which a copy thereof is attached.

2. From: To:
The document was recorded in the United States Patent and Trademark Office on
at Reel , Frame , or for which a copy thereof is attached.

3. From: To:
The document was recorded in the United States Patent and Trademark Office on
at Reel , Frame , or for which a copy thereof is attached.

- ☐ Additional documents in the chain of title are listed on a supplemental sheet.

- ☐ Copies of assignments of other documents in the chain of title are attached.
[Note: A separate copy (i.e., the original assignment document or a true copy of the
original document) must be submitted to Assignment Division in accordance with 37
CFR Part 3, if the assignment is to be recorded in the records of the USPTO. See
MPEP 302.08]


The undersigned (whose title is supplied below) is authorized to act on behalf of the assignee.

ASSIGNEE: ESSELTE N.V.

Date:

22 Aug. 2003

Signature:



Typed Name:

H. MOPPEN

Position/Title:

DEPUTY MANAGING DIRECTOR.

Address:

Industriepark-Noord 30
P. O. Box 85
9100 Sint-Niklaas, Belgium

REVOCATION OF POWER OF ATTORNEY WITH NEW POWER OF ATTORNEY AND CHANGE OF CORRESPONDENCE ADDRESS	Application Number	10/436,363-Conf. #1064
	Filing Date	May 13, 2003
	First Named Inventor	Jos Vleurinck
	Art Unit	2622
	Examiner Name	Not Yet Assigned
	Attorney Docket Number	31118/DY0201

I hereby revoke all previous powers of attorney given in the above-identified application.

☐ A Power of Attorney is submitted herewith.

OR

☒ I hereby appoint the practitioners associated with the Customer Number:

☒ Please change the correspondence address for the above-identified application to:

☒ The address associated with Customer Number:

OR

☐ Firm or Individual Name

Address

City

Country

State

Zip

Telephone

Email

I am the:

☐ Applicant/Inventor.

☒ Assignee of record of the entire interest. See 37 CFR 3.71.
Statement under 37 CFR 3.73(b) is enclosed. (Form PTO/SB/96)

SIGNATURE of Applicant or Assignee of Record

Signature

Name

Geert Heyse

Date

26/09/00

Telephone

NOTE: Signatures of all the inventors or assignees of record of the entire interest or their representative(s) are required. Submit multiple forms if more than one signature is required, see below*.

☒ *Total of 1 forms are submitted.

STATEMENT UNDER 37 CFR 3.73(b)Applicant/Patent Owner: Jos Vleurinck, Dirke Winne, and Edward Philip DuffyApplication No./Patent
No./Control No.: 10/436,363 Filed/Issue Date: May 13, 2003Entitled: LABEL PRINTERDYMO, a Corporation
(Name of Assignee) (Type of Assignee, e.g., corporation, partnership, university, government agency, etc.)

states that it is:

1. ☒ the assignee of the entire right, title, and interest; or
2. ☐ an assignee of less than the entire right, title and interest.
(The extent (by percentage) of its ownership interest is _____ %)

in the patent application/patent identified above by virtue of either:

- A. ☒ An assignment from the inventor(s) of the patent application/patent identified above. The assignment was recorded in the United States Patent and Trademark Office at Reel 014611, Frame 0978, or a true copy of the original assignment is attached.

OR

- B. ☐ A chain of title from the inventor(s), of the patent application/patent identified above, to the current assignee as follows:


1. From: _____ To: _____
The document was recorded in the United States Patent and Trademark Office at Reel _____, Frame _____, or for which a copy thereof is attached.
2. From: _____ To: _____
The document was recorded in the United States Patent and Trademark Office at Reel _____, Frame _____, or for which a copy thereof is attached.
3. From: _____ To: _____
The document was recorded in the United States Patent and Trademark Office at Reel _____, Frame _____, or for which a copy thereof is attached.

- ☐ Additional documents in the chain of title are listed on a supplemental sheet.

As required by 37 CFR 3.73(b)(1)(i), the documentary evidence of the chain of title from the original owner to the assignee was, or concurrently is being, submitted for recordation pursuant to 37 CFR 3.11.

[NOTE: A separate copy (i.e., a true copy of the original assignment document(s)) must be submitted to Assignment Division in accordance with 37 CFR Part 3, to record the assignment in the records of the USPTO. See MPEP 302.08]

The undersigned (whose title is supplied below) is authorized to act on behalf of the assignee.


Signature

Geert Heyse
Printed or Typed Name

Vice President – Operations & Product Development
Title

26/09/06
Date

Telephone Number



MAY 13 2004

UNITED STATES PATENT AND TRADEMARK OFFICE

UNDER SECRETARY OF COMMERCE FOR INTELLECTUAL PROPERTY AND
DIRECTOR OF THE UNITED STATES PATENT AND TRADEMARK OFFICE

MAY 14, 2004

PTAS



102582993A

PENNIE & EDMONDS LLP
VICTOR N. BALANCIA
1667 K STREET, N.W.
WASHINGTON, DC 20006

UNITED STATES PATENT AND TRADEMARK OFFICE
NOTICE OF RECORDATION OF ASSIGNMENT DOCUMENT

THE ENCLOSED DOCUMENT HAS BEEN RECORDED BY THE ASSIGNMENT DIVISION OF THE U.S. PATENT AND TRADEMARK OFFICE. A COMPLETE MICROFILM COPY IS AVAILABLE AT THE ASSIGNMENT SEARCH ROOM ON THE REEL AND FRAME NUMBER REFERENCED BELOW.

PLEASE REVIEW ALL INFORMATION CONTAINED ON THIS NOTICE. THE INFORMATION CONTAINED ON THIS RECORDATION NOTICE REFLECTS THE DATA PRESENT IN THE PATENT AND TRADEMARK ASSIGNMENT SYSTEM. IF YOU SHOULD FIND ANY ERRORS OR HAVE QUESTIONS CONCERNING THIS NOTICE, YOU MAY CONTACT THE EMPLOYEE WHOSE NAME APPEARS ON THIS NOTICE AT 703-308-9723. PLEASE SEND REQUEST FOR CORRECTION TO: U.S. PATENT AND TRADEMARK OFFICE, ASSIGNMENT DIVISION, BOX ASSIGNMENTS, CG-4, 1213 JEFFERSON DAVIS HWY, SUITE 320, WASHINGTON, D.C. 20231.

RECORDATION DATE: 10/20/2003

REEL/FRAME: 014611/0978
NUMBER OF PAGES: 2

BRIEF: ASSIGNMENT OF ASSIGNOR'S INTEREST (SEE DOCUMENT FOR DETAILS).

ASSIGNOR:

VLEURINCK, JOS

DOC DATE: 08/22/2003

ASSIGNOR:

WINNE, DIRKE

DOC DATE: 08/22/2003

ASSIGNOR:

DUFFY, EDWARD PHILIP

DOC DATE: 09/01/2003

ASSIGNEE:

ESSELTE N.V.
INDUSTRIEPARK-NOORD 30
P. O. BOX 85
ST. NIKLAAS, BELGIUM


P.O. Box 1450 Alexandria, VA 22304

014611/0978 PAGE 2

SERIAL NUMBER: 10436363
PATENT NUMBER:
TITLE: LABEL PRINTER
DOCKET NUMBER: 7310-267-999

FILING DATE: 05/13/2003
ISSUE DATE:

JEFFREY OLSEN, EXAMINER
ASSIGNMENT DIVISION
OFFICE OF PUBLIC RECORDS



10-24-2003




102582993

Atty Docket Number 7310-267

Mail Stop Assignment Recordation Services
Director of the United States Patent and Trademark Office
P.O. Box 1450
Alexandria, VA 22313-1450

Please record the attached original documents or copy thereof.

1. Name of conveying party(ies): Jos VLEURINCK, Dirke WINNE and Edward Philip DUFFY		2. Name and address of receiving party(ies): Name: Esselte N.V. Address: Industriepark-Noord 30 P. O. Box 85 St. Niklaas Country (if other than USA): Belgium	
Additional name(s) of conveying party(ies) attached? <input type="checkbox"/> Yes <input checked="" type="checkbox"/> No			
3. Nature of conveyance: <input checked="" type="checkbox"/> Assignment Merger Security Agreement Change of Name Other Execution Date:			
4. Application number(s) or patent number(s): If this document is being filed together with a new application, the execution date of the application is: A. Patent Application No.(s) 10/436,363 B. Patent No.(s) Additional numbers attached? <input type="checkbox"/> Yes <input checked="" type="checkbox"/> No			
5. Name and address of party to whom correspondence concerning document should be mailed: PENNIE & EDMONDS LLP 1667 K Street, N.W. Washington, D.C. 20006		6. Number of applications and patents involved: 1 7. Total fee (37 CFR 3.41): \$ 40.00 Please charge to the deposit account listed in Section 8. 8. Deposit account number: 16-1150	
DO NOT USE THIS SPACE			
9. Statement and signature. <i>To the best of my knowledge and belief, the foregoing information is true and correct and any attached copy is a true copy of the original document.</i> Victor N. Balancia 31,231  October 20, 2003 Name of Person Signing Reg. No. Signature Date Total number of pages including cover sheet: 2			

Mail documents to be recorded with required cover sheet information to:
Mail Stop Assignment Recordation Services
Director of the United States Patent and Trademark Office
P.O. Box 1450
Alexandria, VA 22313-1450

10/22/2003 LMUELLER 00000229 161150 10436363

)1 FC:8021

40.00 DA

JOINT

ASSIGNMENT

WHEREAS, WE, JOS VLEURINCK, DIRK WINNE AND EDWARD PHILIP DUFFY, ASSIGNORS, citizens of the United States, residing at Stichelendries 5, Oordegem, 9340 Belgium, Begonialaan 30, Loppem 8310, Belgium and 61 Green Drift, Royston, Hertfordshire UK SF8 5BX, respectively, are the inventors of the invention in A LABEL PRINTER for which we have executed an application for a Patent of the United States

- ☐ which is executed on ☒ even date herewith or ☐
☒ which is identified by Pennie & Edmonds LLP docket no. 7310-267
☒ which was filed on May 13, 2003, Application No. 10/436,363
☐ We hereby authorize and request our attorney, , of Pennie & Edmonds, LLP, , to insert here in parentheses (Application number, _____ filed _____) the filing date and application number of said application when known.

and WHEREAS, ESSELTE N.V., a company incorporated in Belgium and having a place of business at Industriepark-Noord 30, P. O. Box 85, 9100 St. Niklaas, Belgium, Assignee, is desirous of obtaining my entire right, title and interest in, to and under the said invention and the said application,

NOW, THEREFORE, in consideration of the sum of One Dollar (\$1.00) to us in hand paid, and other good and valuable consideration, the receipt of which is hereby acknowledged, we, the said ASSIGNORS, have sold, assigned, transferred and set over, and by these presents do hereby sell, assign, transfer and set over, unto the said ASSIGNEE, its successors, legal representatives and assigns, our entire right, title and interest in, to and under the said invention, and the said United States application and all divisions, renewals and continuations thereof, and all Patents of the United States which may be granted thereon and all reissues and extensions thereof; and all applications for industrial property protection, including, without limitation, all applications for patents, utility models, and designs which may hereafter be filed for said invention in any country or countries foreign to the United States, together with the right to file such applications and the right to claim for the same the priority rights derived from said United States application under the Patent Laws of the United States, the International Convention for the Protection of Industrial Property, or any other international agreement or the domestic laws of the country in which any such application is filed, as may be applicable; and all forms of industrial property protection, including, without limitation, patents, utility models, inventors' certificates and designs which may be granted for said invention in any country or countries foreign to the United States and all extensions, renewals and reissues thereof;

AND WE HEREBY authorize and request the Commissioner of Patents and Trademarks of the United States, and any Official of any country or countries foreign to the United States, whose duty it is to issue patents or other evidence or forms of industrial property protection on applications as aforesaid, to issue the same to the said ASSIGNEE, its successors, legal representatives and assigns, in accordance with the terms of this instrument.

AND WE HEREBY covenant and agree that we have full right to convey the entire interest herein assigned, and that we have not executed, and will not execute, any agreement in conflict herewith.

AND WE HEREBY further covenant and agree that we will communicate to the said ASSIGNEE, its successors, legal representatives and assigns, any facts known to us respecting said invention, and testify in any legal proceeding, sign all lawful papers, execute all divisional, continuing, reissue and foreign applications, make all rightful oaths, and generally do everything possible to aid the said ASSIGNEE, its successors, legal representatives and assigns, to obtain and enforce proper protection for said invention in all countries.

IN TESTIMONY WHEREOF, We hereunto set our hands and seals the day and year set opposite our respective signatures.

Date 22/08, 2003 Jos VLEURINCK L.S.

Witness
Boudt Kristine

Date 22 AUG, 2003 Dirk WINNE L.S.

Witness
Boudt Kristine

Date 01/09/03, 2003 Edward Philip DUFFY L.S.

Witness
J. McGrath

DCI: 353969.1

**UNITED STATES PATENT AND TRADEMARK OFFICE**UNDER SECRETARY OF COMMERCE FOR INTELLECTUAL PROPERTY AND
DIRECTOR OF THE UNITED STATES PATENT AND TRADEMARK OFFICE

JUNE 02, 2006

PTAS

700267266AMORGAN LEWIS & BOCKIUS LLP
1111 PENNSYLVANIA AVENUE, N.W.
WASHINGTON, D.C. 20004~~*700267266A*~~**UNITED STATES PATENT AND TRADEMARK OFFICE
NOTICE OF RECORDATION OF ASSIGNMENT DOCUMENT**

THE ENCLOSED DOCUMENT HAS BEEN RECORDED BY THE ASSIGNMENT DIVISION OF THE U.S. PATENT AND TRADEMARK OFFICE. A COMPLETE MICROFILM COPY IS AVAILABLE AT THE ASSIGNMENT SEARCH ROOM ON THE REEL AND FRAME NUMBER REFERENCED BELOW.

PLEASE REVIEW ALL INFORMATION CONTAINED ON THIS NOTICE. THE INFORMATION CONTAINED ON THIS RECORDATION NOTICE REFLECTS THE DATA PRESENT IN THE PATENT AND TRADEMARK ASSIGNMENT SYSTEM. IF YOU SHOULD FIND ANY ERRORS OR HAVE QUESTIONS CONCERNING THIS NOTICE, YOU MAY CONTACT THE EMPLOYEE WHOSE NAME APPEARS ON THIS NOTICE AT 571-272-3350. PLEASE SEND REQUEST FOR CORRECTION TO: U.S. PATENT AND TRADEMARK OFFICE, MAIL STOP: ASSIGNMENT SERVICES BRANCH, P.O. BOX 1450, ALEXANDRIA, VA 22313.

RECORDATION DATE: 05/30/2006

REEL/FRAME: 017706/0321
NUMBER OF PAGES: 7BRIEF: CORRECTIVE ASSIGNMENT, REEL 017636, FRAME 0935, RECORDED MAY 16,
2006 AND REVISED SCHEDULE A
DOCKET NUMBER: 060942-0279ASSIGNOR:
ESSELTE

DOC DATE: 11/08/2005

ASSIGNEE:
DYMO
INDUSTRIE PARK - NOORD 30
9100 ST. NIKLAAS, BELGIUMSERIAL NUMBER: 09182499
PATENT NUMBER:
TITLE: REFILLABLE TAPE CASSETTEFILING DATE: 10/30/1998
ISSUE DATE:

017706/0321 PAGE 2

SERIAL NUMBER: 09438473
PATENT NUMBER:
TITLE: PRINTER WITH SCANNER

FILING DATE: 11/12/1999
ISSUE DATE:

SERIAL NUMBER: 09919842
PATENT NUMBER:
TITLE: PRINTING SYSTEM

FILING DATE: 08/02/2001
ISSUE DATE:

SERIAL NUMBER: 10094986
PATENT NUMBER: 6916129
TITLE: PRINTING DEVICE

FILING DATE: 03/12/2002
ISSUE DATE: 07/12/2005

SERIAL NUMBER: 10202009
PATENT NUMBER:
TITLE: TAPE PRINTING DEVICE

FILING DATE: 07/25/2002
ISSUE DATE:

SERIAL NUMBER: 10323830
PATENT NUMBER: 6890113
TITLE: TAPE PRINTERS

FILING DATE: 12/20/2002
ISSUE DATE: 05/10/2005

SERIAL NUMBER: 10435692
PATENT NUMBER: 7059791
TITLE: TAPE PRINTER

FILING DATE: 05/09/2003
ISSUE DATE: 06/13/2006

SERIAL NUMBER: 10436363
PATENT NUMBER:
TITLE: LABEL PRINTER

FILING DATE: 05/13/2003
ISSUE DATE:

SERIAL NUMBER: 10455619
PATENT NUMBER: 6857801
TITLE: LABEL PRINTER

FILING DATE: 06/06/2003
ISSUE DATE: 02/22/2005

SERIAL NUMBER: 10472120
PATENT NUMBER: 7021846

FILING DATE: 04/09/2004
ISSUE DATE: 04/04/2006

TITLE: METHOD AND APPARATUS FOR PRODUCING LAMINATED LABELS

SERIAL NUMBER: 10487920
PATENT NUMBER:

FILING DATE: 09/20/2004
ISSUE DATE:

TITLE: EMBOSSING TOOLS AND TAPE PRINTERS

SERIAL NUMBER: 10499699
PATENT NUMBER:

FILING DATE: 12/07/2004
ISSUE DATE:

TITLE: LABEL PRINTER WITH REMOVABLE UNALTERABLE MEMORY

SERIAL NUMBER: 10854641
PATENT NUMBER: 6974270

FILING DATE: 05/27/2004
ISSUE DATE: 12/13/2005

TITLE: TAPE PRINTING DEVICE

SERIAL NUMBER: 10876682
PATENT NUMBER:
TITLE: DATA MANAGEMENT

FILING DATE: 06/28/2004
ISSUE DATE:

017706/0321 PAGE 3

SERIAL NUMBER: 10913670	FILING DATE: 08/05/2004
PATENT NUMBER:	ISSUE DATE:
TITLE: LIQUID CRYSTAL TELEVISION RECEIVER	
SERIAL NUMBER: 10911512	FILING DATE: 08/05/2004
PATENT NUMBER:	ISSUE DATE:
TITLE: SPOOL	
SERIAL NUMBER: 10933258	FILING DATE: 09/03/2004
PATENT NUMBER:	ISSUE DATE:
TITLE: PRINTING DEVICE	
SERIAL NUMBER: 10964920	FILING DATE: 10/15/2004
PATENT NUMBER:	ISSUE DATE:
TITLE: CONTROL OF DUAL PRINTING MECHANISMS	
SERIAL NUMBER: 10975409	FILING DATE: 10/29/2004
PATENT NUMBER:	ISSUE DATE:
TITLE: VERTICAL AUTOSIZING PRINTING SYSTEM	
SERIAL NUMBER: 11004816	FILING DATE: 12/07/2004
PATENT NUMBER:	ISSUE DATE:
TITLE: PRINTING DEVICE	
SERIAL NUMBER: 60480558	FILING DATE: 06/20/2003
PATENT NUMBER:	ISSUE DATE:
TITLE: SYSTEM AND METHOD FOR DETERMINING THE STATUS OF A LABEL IN A ROLL OF LABEL STOCK	
SERIAL NUMBER: 60513414	FILING DATE: 10/22/2003
PATENT NUMBER:	ISSUE DATE:
TITLE: TIME DELAYED MESSAGE LABELS	
SERIAL NUMBER: 60620585	FILING DATE: 10/20/2004
PATENT NUMBER:	ISSUE DATE:
TITLE: MODULAR WORK PIECE SUPPORT SYSTEM	
SERIAL NUMBER: 09180502	FILING DATE: 11/12/1998
PATENT NUMBER: 6152623	ISSUE DATE: 11/28/2000
TITLE: TAPE PRINTING APPARATUS AND TAPE HOLDING CASES	
SERIAL NUMBER: 09438544	FILING DATE: 11/12/1999
PATENT NUMBER: 6261011	ISSUE DATE: 07/17/2001
TITLE: PRINTER SYSTEM	
SERIAL NUMBER: 08833755	FILING DATE: 04/09/1997
PATENT NUMBER: 6279446	ISSUE DATE: 08/28/2001

SERIAL NUMBER: 09657264 FILING DATE: 09/07/2000
PATENT NUMBER: 6332725 ISSUE DATE: 12/25/2001
TITLE: TAPE PRINTING APPARATUS AND TAPE HOLDING CASES

017706/0321 PAGE 4

SERIAL NUMBER: 09229959 FILING DATE: 01/14/1999
PATENT NUMBER: 6339982 ISSUE DATE: 01/22/2002
TITLE: CUTTING MECHANISM AND A PRINTING DEVICE WITH AUTOMATIC CUT

SERIAL NUMBER: 09628807 FILING DATE: 07/28/2000
PATENT NUMBER: 6351275 ISSUE DATE: 02/26/2002
TITLE: PRINTER WITH BACKGROUND IMAGES

SERIAL NUMBER: 09783316 FILING DATE: 02/15/2001
PATENT NUMBER: 6367993 ISSUE DATE: 04/09/2002
TITLE: PRINTER SYSTEM

SERIAL NUMBER: 09284236 FILING DATE: 04/14/1999
PATENT NUMBER: 6380965 ISSUE DATE: 04/30/2002
TITLE: TAPE PRINTING APPARATUS

SERIAL NUMBER: 09438545 FILING DATE: 11/12/1999
PATENT NUMBER: 6398432 ISSUE DATE: 06/04/2002
TITLE: PRINTER WITH FAILSAFE FEATURES

SERIAL NUMBER: 09692125 FILING DATE: 10/20/2000
PATENT NUMBER: 6435744 ISSUE DATE: 08/20/2002
TITLE: TAPE PRINTING DEVICE AND TAPE CASSETTE

SERIAL NUMBER: 09861640 FILING DATE: 05/22/2001
PATENT NUMBER: 6481905 ISSUE DATE: 11/19/2002
TITLE: PRINTER WITH FAILSAFE FEATURES

SERIAL NUMBER: 09769433 FILING DATE: 01/26/2001
PATENT NUMBER: 6485208 ISSUE DATE: 11/26/2002
TITLE: PRINTING DEVICE

SERIAL NUMBER: 09853627 FILING DATE: 05/14/2001
PATENT NUMBER: 6499840 ISSUE DATE: 12/31/2002
TITLE: MULTI-FUNCTIONAL PRINTER

SERIAL NUMBER: 09138743 FILING DATE: 08/24/1998
PATENT NUMBER: 6503005 ISSUE DATE: 01/07/2003
TITLE: HAND-HELD TAPE PRINTING DEVICE

SERIAL NUMBER: 09853804 FILING DATE: 05/14/2001
PATENT NUMBER: 6674543 ISSUE DATE: 01/06/2004
TITLE: MANUALLY POSITIONED PRINTER WITH AN ALIGNMENT MEANS

SERIAL NUMBER: 08935865 FILING DATE: 09/23/1997
PATENT NUMBER: 6812943 ISSUE DATE: 11/02/2004
TITLE: TAPE PRINTING APPARATUS

SERIAL NUMBER: 09628808 FILING DATE: 07/28/2000
PATENT NUMBER: 6816281 ISSUE DATE: 11/09/2004
TITLE: STORAGE OF LABELS IN A PRINTING DEVICE

017706/0321 PAGE 5

SERIAL NUMBER: 10455619 FILING DATE: 06/06/2003
PATENT NUMBER: 6857801 ISSUE DATE: 02/22/2005
TITLE: LABEL PRINTER

SERIAL NUMBER: 07794500 FILING DATE: 11/20/1991
PATENT NUMBER: 5165806 ISSUE DATE: 11/24/1992
TITLE: THERMAL PRINTER WITH MOVABLE DRIVE ROLL

SERIAL NUMBER: 07795326 FILING DATE: 11/20/1991
PATENT NUMBER: 5195835 ISSUE DATE: 03/23/1993
TITLE: CASSETTE

SERIAL NUMBER: 08180210 FILING DATE: 01/11/1994
PATENT NUMBER: 5437511 ISSUE DATE: 08/01/1995
TITLE: TAPE PRINTING APPARATUS

SERIAL NUMBER: 08071122 FILING DATE: 06/02/1993
PATENT NUMBER: 5456545 ISSUE DATE: 10/10/1995
TITLE: TAPE PRINTING APPARATUS AND TAPE HOLDING CASE

SERIAL NUMBER: 08069256 FILING DATE: 05/28/1993
PATENT NUMBER: 5458423 ISSUE DATE: 10/17/1995
TITLE: TAPE CUTTING APPARATUS

SERIAL NUMBER: 08266819 FILING DATE: 06/27/1994
PATENT NUMBER: 5468081 ISSUE DATE: 11/21/1995
TITLE: TAPE CUTTING APPARATUS

SERIAL NUMBER: 08266822 FILING DATE: 06/27/1994
PATENT NUMBER: 5501539 ISSUE DATE: 03/26/1996
TITLE: TAPE CUTTING APPARATUS

SERIAL NUMBER: 08418916 FILING DATE: 04/06/1995
PATENT NUMBER: 5538591 ISSUE DATE: 07/23/1996
TITLE: TAPE CUTTING APPARATUS

SERIAL NUMBER: 08266818 FILING DATE: 06/27/1994
PATENT NUMBER: 5540510 ISSUE DATE: 07/30/1996
TITLE: PRINTING DEVICE FOR RECEIVING AT LEAST TWO DIFFERENT TYPES OF TAPE

SERIAL NUMBER: 08071120 FILING DATE: 06/02/1993
PATENT NUMBER: 5595450 ISSUE DATE: 01/21/1997
TITLE: LABEL PRINTING APPARATUS WITH DISPLAY

SERIAL NUMBER: 08443220 FILING DATE: 05/17/1995
PATENT NUMBER: 5601375 ISSUE DATE: 02/11/1997
TITLE: AUTOMATIC TAPE DETECTING AND TAPE WIDTH IDENTIFYING PRINTING
APPARATUS AND TAPE HOLDER

SERIAL NUMBER: 08178689 FILING DATE: 01/10/1994
PATENT NUMBER: 5605087 ISSUE DATE: 02/25/1997
TITLE: TAPE CUTTING APPARATUS

017706/0321 PAGE 6

SERIAL NUMBER: 08333392 FILING DATE: 11/02/1994
PATENT NUMBER: 5608443 ISSUE DATE: 03/04/1997
TITLE: DRIVE SYSTEM FOR A THERMAL LABEL PRINTER

SERIAL NUMBER: 08470657 FILING DATE: 06/06/1995
PATENT NUMBER: 5658083 ISSUE DATE: 08/19/1997
TITLE: A CASSETTE FOR A THERMAL PRINTER

SERIAL NUMBER: 08703841 FILING DATE: 08/27/1996
PATENT NUMBER: 5695705 ISSUE DATE: 12/09/1997
TITLE: METHOD FOR MAKING TAPE CUTTING APPARATUS

SERIAL NUMBER: 08674950 FILING DATE: 07/03/1996
PATENT NUMBER: 5709486 ISSUE DATE: 01/20/1998
TITLE: PRINTING DEVICE CONSTRUCTION

SERIAL NUMBER: 08556885 FILING DATE: 11/02/1995
PATENT NUMBER: 5718528 ISSUE DATE: 02/17/1998
TITLE: CUTTING MECHANISM

SERIAL NUMBER: 08692664 FILING DATE: 08/06/1996
PATENT NUMBER: 5733051 ISSUE DATE: 03/31/1998
TITLE: LABEL PRINTING APPARATUS

SERIAL NUMBER: 08698622 FILING DATE: 08/16/1996
PATENT NUMBER: 5752778 ISSUE DATE: 05/19/1998
TITLE: PRINTING APPARATUS

SERIAL NUMBER: 08692663 FILING DATE: 08/06/1996
PATENT NUMBER: 5813779 ISSUE DATE: 09/29/1998
TITLE: PRINTING APPARATUS HAVING USER KEYS

SERIAL NUMBER: 08797323 FILING DATE: 02/10/1997
PATENT NUMBER: 5816717 ISSUE DATE: 10/06/1998
TITLE: LABEL PRINTING APPARATUS WITH CHARACTER STRING MATCHING

SERIAL NUMBER: 08778224 FILING DATE: 01/08/1997
PATENT NUMBER: 5816721 ISSUE DATE: 10/06/1998
TITLE: DRIVE SYSTEM FOR A PRINTING APPARATUS HAVING TEXT SIZE BASED FEED
SPEED CONTROL

SERIAL NUMBER: 08698625 FILING DATE: 08/16/1996
PATENT NUMBER: 5826994 ISSUE DATE: 10/27/1998
TITLE: TAPE PRINTING APPARATUS

SERIAL NUMBER: 08810789 FILING DATE: 03/05/1997
PATENT NUMBER: 5826995 ISSUE DATE: 10/27/1998
TITLE: CASSETTE FOR A THERMAL PRINTER

SERIAL NUMBER: 08747125 FILING DATE: 11/08/1996
PATENT NUMBER: 5857788 ISSUE DATE: 01/12/1999
TITLE: THERMAL PRINTING DEVICE WITH DIRECT THERMAL CASSETTE

017706/0321 PAGE 7

SERIAL NUMBER: 08778223 FILING DATE: 01/08/1997
PATENT NUMBER: 5857789 ISSUE DATE: 01/12/1999
TITLE: TAPE PRINTER FOR BAR CODE PRINTING

SERIAL NUMBER: 08867068 FILING DATE: 06/02/1997
PATENT NUMBER: 5885012 ISSUE DATE: 03/23/1999
TITLE: PRINTING APPARATUS

SERIAL NUMBER: 08867517 FILING DATE: 06/02/1997
PATENT NUMBER: 5920684 ISSUE DATE: 07/06/1999
TITLE: HAND-HELD LABEL PRINTER WITH DEDICATED FUNCTION KEYS FOR CREATING
AND ALTERING LABELS

SERIAL NUMBER: 08879112 FILING DATE: 06/19/1997
PATENT NUMBER: 5957596 ISSUE DATE: 09/28/1999
TITLE: SPEED CONTROL OF A LABEL PRINTING APPARATUS

SERIAL NUMBER: 09158790 FILING DATE: 09/23/1998
PATENT NUMBER: 5967675 ISSUE DATE: 10/19/1999
TITLE: PRINTING APPARATUS

SERIAL NUMBER: 09046633 FILING DATE: 03/24/1998
PATENT NUMBER: 5967679 ISSUE DATE: 10/19/1999
TITLE: LABEL PRINTING APPARATUS

SERIAL NUMBER: 10870054 FILING DATE: 06/18/2004
PATENT NUMBER: 6980140 ISSUE DATE: 12/27/2005
TITLE: FLASH ADC RECEIVER WITH REDUCED ERRORS

SERIAL NUMBER: 08855417 FILING DATE: 05/13/1997
PATENT NUMBER: 6014921 ISSUE DATE: 01/18/2000

SERIAL NUMBER: 09146762
PATENT NUMBER: 6017159
TITLE: TAPE PRINTING APPARATUS

FILING DATE: 09/04/1998
ISSUE DATE: 01/25/2000

SERIAL NUMBER: 09158893
PATENT NUMBER: 6074113
TITLE: TAPE PRINTER HAVING A CUTTER WITH A GUIDE MECHANISM

FILING DATE: 09/23/1998
ISSUE DATE: 06/13/2000

SERIAL NUMBER: 09046635
PATENT NUMBER: 6079889
TITLE: LABEL PRINTING APPARATUS

FILING DATE: 03/24/1998
ISSUE DATE: 06/27/2000

SERIAL NUMBER: 09281210
PATENT NUMBER: 6092946
TITLE: TAPE PRINTING APPARATUS AND TAPE HOLDING CASE WITH A SLIDING SWITCH

FILING DATE: 03/30/1999
ISSUE DATE: 07/25/2000

SERIAL NUMBER: 07658197
PATENT NUMBER: D337780
TITLE: THERMAL PRINTER

FILING DATE: 02/20/1991
ISSUE DATE: 07/27/1993

017706/0321 PAGE 8

SERIAL NUMBER: 29009897
PATENT NUMBER: D350764
TITLE: LABEL PRINTER

FILING DATE: 06/23/1993
ISSUE DATE: 09/20/1994

SERIAL NUMBER: 07896562
PATENT NUMBER: D352305
TITLE: PRINTER CASSETTE

FILING DATE: 06/09/1992
ISSUE DATE: 11/08/1994

SERIAL NUMBER: 29009896
PATENT NUMBER: D357497
TITLE: CASSETTE

FILING DATE: 06/23/1993
ISSUE DATE: 04/18/1995

SERIAL NUMBER: 29009898
PATENT NUMBER: D359303
TITLE: CASSETTE

FILING DATE: 06/23/1993
ISSUE DATE: 06/13/1995

SERIAL NUMBER: 29015062
PATENT NUMBER: D360890
TITLE: PRINTER FOR ADHESIVE BACKED LABELS

FILING DATE: 11/05/1993
ISSUE DATE: 08/01/1995

SERIAL NUMBER: 29026144
PATENT NUMBER: D367075
TITLE: PORTABLE PRINTER FOR ADHESIVE BACKED LABELS

FILING DATE: 07/20/1994
ISSUE DATE: 02/13/1996

SERIAL NUMBER: 29023936
PATENT NUMBER: D372044
TITLE: TAPE CASSETTE FOR A LABEL PRINTER

FILING DATE: 06/03/1994
ISSUE DATE: 07/23/1996

SERIAL NUMBER: 29047878
PATENT NUMBER: D383486
TITLE: LABEL PRINTER

FILING DATE: 12/14/1995
ISSUE DATE: 09/09/1997

SERIAL NUMBER: 08371173
PATENT NUMBER: 5676478
TITLE: CUTTING SYSTEM FOR A PRINTING APPARATUS INCLUDING A SINGLE NOTCHED BLADE

FILING DATE: 01/10/1995
ISSUE DATE: 10/14/1997

SERIAL NUMBER: 08340007
PATENT NUMBER: 5685651
TITLE: PRINTING DEVICE

FILING DATE: 11/15/1994
ISSUE DATE: 11/11/1997

SERIAL NUMBER: 09983484
PATENT NUMBER: 6835013
TITLE: LABEL PRINTER

FILING DATE: 10/24/2001
ISSUE DATE: 12/28/2004

SHAREILL COLES, EXAMINER
ASSIGNMENT SERVICES BRANCH
PUBLIC RECORDS DIVISION

06/30/2006
700267266

RECORDATION FORM COVER SHEET PATENTS ONLY		DocId: Number 060943-0279 304573/KCS/SCM								
Mail Stop Assignment Recordation Services Director of the United States Patent and Trademark Office P.O. Box 1450 Alexandria, VA 22313-1450 Please record the attached original documents or copy thereof.										
1. Name of conveying party(ies): Esche Industrie Park - Noord 30 9100 St. Niklaas 9100, Belgium Additional name(s) of conveying party(ies) attached? <input type="checkbox"/> Yes <input checked="" type="checkbox"/> No	2. Name and address of receiving party(ies): Name: DYMBO Address: Industrie Park - Noord 30 9100 St. Niklaas Country (if other than USA): Belgium									
3. Nature of conveyance: <input type="checkbox"/> Assignment <input type="checkbox"/> Merger <input type="checkbox"/> Security Agreement <input type="checkbox"/> Change of Name <input checked="" type="checkbox"/> Other Corrective Assignment, Reel 017634, Frame 0935, recorded May 16, 2006, and revised Schedule A Execution Date: November 8, 2005										
4. Application number(s) or patent number(s): (See attached Schedule A) If this document is being filed together with a new application, the execution date of the application is: A. Patent Application No.(s) _____ B. Patent No.(s) _____ Additional numbers attached? <input checked="" type="checkbox"/> YES (See attached Schedule A)										
5. Name and address of party to whom correspondence concerning document should be mailed: Morgan Lewis & Bockius LLP 1111 Pennsylvania Avenue, N.W. Washington, D.C. 20004	6. Number of applications and persons involved: 91 persons 7. Total fee (37 CFR 3.41): 3,646.00 Please charge to the deposit account listed in Section 8. 8. Deposit account number: 50-0310									
DO NOT USE THIS SPACE										
9. Statement and signature. <i>To the best of my knowledge and belief, the foregoing information is true and correct and any attached copy is a true copy of the original document.</i> <table style="width: 100%; border: none;"> <tr> <td style="width: 30%; border-bottom: 1px solid black;">Christopher G. Haydon</td> <td style="width: 10%; border-bottom: 1px solid black;">44,750</td> <td style="width: 30%; border-bottom: 1px solid black; text-align: center;"></td> <td style="width: 30%; border-bottom: 1px solid black; text-align: right;">May 23, 2006</td> </tr> <tr> <td style="font-size: small;">Name of Person Signing</td> <td style="font-size: small;">Reg. No.</td> <td style="font-size: small;">Signature</td> <td style="font-size: small;">Date</td> </tr> </table>			Christopher G. Haydon	44,750		May 23, 2006	Name of Person Signing	Reg. No.	Signature	Date
Christopher G. Haydon	44,750		May 23, 2006							
Name of Person Signing	Reg. No.	Signature	Date							
Total number of pages including cover sheet:		7								

Mail documents to be recorded with required cover sheet information to:
 Mail Stop Assignment Recordation Services
 Director of the United States Patent and Trademark Office
 P.O. Box 1450
 Alexandria, VA 22313-1450

SCHEDULE A

Country	Type	App No	Grant No	Invent Date	Record Owner / License	Status/ Comments	Expiration
USA	Thermal printer with movable drive roll (Moving Feed Roll)		6185308 24/1/1992		Eselle	Issued	20/12/2011
USA	[D8000] Cassette		6185339 23/2/1993		Eselle DYNMO N.V.	Issued	20/11/2011
USA	Tape printing apparatus (D 8000 - Ink Cassette Feeding)		6432611 14/4/1995		Eselle	Issued	1/1/2014
USA	Tape printing apparatus and tape holding case (Combined Optical Sensor)		6466445 10/1/1996		Eselle	Issued	24/2/2013
USA	Tape cutting apparatus (Multiple tab cut label)		6466422 17/1/1996		Eselle	Issued	29/6/2013
USA	Tape cutting apparatus		6466381 21/1/1996		Eselle	Issued	27/8/2014
USA	Tape cutting apparatus (D 1000 - Basic Protective Device)		6595339 24/9/1998		Eselle	Issued	27/8/2014
USA	Tape cutting apparatus		6638581 23/7/1998		Eselle	Issued	27/8/2014
USA	Printing device for recording at least two different types of tape holding case (D 1000 - Tape size r		6640510 30/7/1998		Eselle, UBS AG & Eselle	Issued	27/8/2014
USA	Label printing apparatus with display (Compressed font)		6684460 24/1/1997		Eselle	Abandoned	31/1/2014
USA	Automatic tape labeling and tape width identifying printing apparatus and tape holder (Combined		6691376 14/2/1997		Eselle	Issued	11/2/2014
USA	Tape cutting apparatus (D 8000 - Dynamic feeding)		6903037 29/3/1997		Eselle N.V.	Issued	26/2/2014
USA	Drive system for a thermal label printer (DC Motor/Encoder)		6928449 4/3/1997		Eselle, UBS AG & Eselle	Issued	27/1/2014
USA	Cassette for a thermal printer (D 1000 Cassette)		6983038 19/9/1997		Eselle, UBS AG & Eselle	Issued	19/9/2014 (20/2/2014)
USA	Method for making tape coding apparatus (D 8000 - Tab Cut Blade (Moulding Process))		6983708 9/12/1997		Eselle, Abandoned/Abandoned	Issued	11/1/2014
USA	Printing device construction (D 2000 - UBBY Base Print)		6706488 23/1/1998		Eselle, UBS AG & Eselle	Issued	3/7/2016
USA	Label printing apparatus (Compressed font)		6718623 17/2/1998		Eselle	Issued	21/1/2016
USA	Printing apparatus (Minimization of signal band)		6733081 31/3/1998		Eselle	Issued	28/2/2013
USA	Printing apparatus (Minimization of signal band)		6732778 16/3/1998		Eselle	Issued	16/3/2016
USA	Printing apparatus having user keys (User preference personalization)		6913778 20/9/1998		Eselle, UBS AG & Eselle	Issued	6/2/2016
USA	Label printing apparatus with character coding marking (D 8000 - Storage Label Search)		6816721 9/10/1998		Eselle	Issued	11/1/2014
USA	Drive system for a labeling apparatus having label sheet based feed speed control (Variation of print s		6816721 9/10/1998		Eselle	Issued	9/1/2017
USA	Tape printing apparatus (Print head drive scheme)		6828994 27/10/1998		Eselle, UBS AG & Eselle	Issued	19/9/2016
USA	Cassette for a thermal printer (D 1000 Cassette)		6829985 27/10/1998		Eselle, UBS AG & Eselle	Issued	27/8/2014
USA	Thermal printing device with direct thermal cassette (ink and match cassette hot Direct Thermal)		6867788 12/1/1999		Eselle	Issued	9/1/2016
USA	Tape printer for bar code printing (D 2000 - Bar codes)		6867789 12/1/1999		Eselle, UBS AG & Eselle	Issued	9/1/2017
USA	Printing apparatus (D 8000 Interface - sample character)		6890012 23/3/1999		Eselle	Issued	26/2/2017
USA	Hand-held label printer with dedicated function keys for coding and aligning labels (D 9000 Labels		6892884 8/7/1999		Eselle	Issued	3/6/2017
USA	Speed control of a label printing apparatus (Data transmission and speed control)		6892889 26/9/1999		Eselle	Issued	19/9/2017
USA	Printing apparatus (D 8000 Interface - sample character)		6892879 19/10/1999		Eselle	Issued	26/2/2017
USA	Label printing apparatus (Compressed font II)		6892879 19/10/1999		Eselle	Issued	26/2/2013
USA	Tape printing apparatus and tape holding case having cooperative surface (Roundup/Laminated)		6942140 8/11/1999		Eselle	Issued	7/5/2017
USA	Printing device with an automatic coding mechanism (D 8000 Coding mechanism - rolling tab & full c		6944621 12/1/2000		Eselle	Issued	13/6/2017
USA	Tape printing apparatus (Print-head stop)		6977189 25/1/2000		Eselle	Issued	22/1/2017
USA	Tape printer having a cutter with a guide mechanism (Cutter with guide plate)		6974113 13/3/2000		Eselle, UBS AG & Eselle	Issued	22/8/2016
USA	Label printing apparatus (Compressed font II)		6979889 27/9/2000		Eselle	Issued	26/2/2013
USA	Tape printing apparatus and tape holding case with a sliding switch (Cassette with ramp)		6982949 25/7/2000		Eselle, UBS AG & Eselle	Issued	30/3/2016

SCHEDULE A

USA	Time delayed message labels [Time expiring label]	60813414	22/10/2004	22/10/2004	Expired	22/10/2004
USA	Label writer Duo	60820586	22/10/2004	22/10/2004	Pending	22/10/2004
USA	Thermal printer		337780 27/7/1983		Issued	
USA	Label printer		350784 20/7/1984		Issued	
USA	Printer cassette		382008 8/11/1984		Issued	
USA	Cassette		337487 10/4/1985		Issued	
USA	Printer for adhesive backed labels		304800 18/7/1985		Issued	
USA	Portable printer for adhesive backed labels		387078 22/2/1986		Issued	
USA	Label printer		372044 28/7/1986		Issued	
USA	Label printer		383408 28/7/1987		Issued	
USA	Identifying compatible combination for a thermal printer identification [holder / at PCTE22003/14883]		8570478 14/10/1987		Pending	22/12/2003
USA	Cutting system for a printing apparatus including a single matched blade [blade S 08257173]		8888881 15/11/1987		Issued	10/12/2013
USA	Printing device [Address Express]		6,835,013		Issued	11/11/2014

NO. 871 P. 7

MAY 30 2006 10:55AM

CELIS, CELIS & LIESSE

geassocieerde notarissen

Erik Celis
Frank Celis
Frank Liesse

Opvolgers van:
Richard Celis
Désiré De Weert
Hélène Casman

Kasteelpleinstraat 59
(over het gerechtshofgebouw)
2000 Antwerpen

DOSSIER BEHANDELD DOOR:

M.REF.: PT/
U.REF.:

To whom it may concern

ANTWERP, 8th of November 2005



Kandidaat-notaris
Mireille Franckx

Licentiaten
Julie Tarns
Jessica Verhaeren
Frank Rotzmoer
Sofie Vankove
Petra Smits
Martine Claters
Kathy Franckx
Eva Bruchmans
Jeroen De Schutter
Hélène Blomqvist
Gunnel Schenk
Heldi Vandeweyer

Juridische medewerkers
John De Pyn
Yves De Buer
Jef Valenberghs
Wendy Biersels
Inne Appels
Lieve Van Oostem
Feerie Heirbaet
Melina Weyt
Cludy De Smet
Paul Van Laere

I, Frank Liesse, associated Notary Public in Antwerp (Belgium), practising in that city, and duly empowered to authorise documents and public deeds to have effect in foreign countries, do hereby certify:

That "DYMO", hereafter referred to as "the company", with registered office in Belgium at 9100 Sint-Niklaas (Belgium), Industriepark-Noord 30 and with registration number 0405.025.280 at the crossroads database for enterprises, is a "besloten vennootschap met beperkte aansprakelijkheid" (private limited liability company) duly incorporated and existing under Belgian Law.

That the company has been incorporated under the corporate form of a "naamloze vennootschap" (limited liability company) under the name "DYMO BELGIUM" on the 12th of December 1963 by deed executed before notary Jean-Claude Stallaerts at Sint-Joost-ten-Node (Belgium), made public in the annexes of the Belgian Official Journal (Belgisch Staatsblad/Moniteur belge) on the 26th, 27th, 28th of December 1963 under number 33.625.


That the name of the company and the corporate form have been changed several times:

1. The original name of the company was changed into "DYMO" on the 29th of November 1973 by deed executed before notary Jean-Claude Stallaerts at Sint-Joost-ten-Node (Belgium), made public in the annexes of the Belgian Official Journal (Belgisch Staatsblad/Moniteur belge) on the 22nd of December 1973 under number 3726-16.

2. The name of the company was changed again into "ESSELTE-DYMO" on the 30th of March 1979 by deed executed before notary Jean-Claude Stallaerts at Sint-Joost-ten-Node (Belgium), made public in the annexes of the Belgian Official Journal (Belgisch Staatsblad/Moniteur belge) on the 27th of April 1979 under number 696-15.

3. The name of the company was changed again into "ESSELTE N.V." on the 20th of December 1995 by deed executed before notary Denis Deckers at Brussels (Belgium), made public in the annexes of the Belgian Official Journal (Belgisch Staatsblad/Moniteur belge) on the 20th of January 1996 under number 960120-409

Het is de notaris zowel volgens K.B. 9 maart 2003, als volgens de deontologische code van de Nationale Kamer van Notarissen strikt verboden akten te verlijden zonder geprovisioneerd te zijn. Alle betalingen dienen aldus hetzij bij de akte te gebeuren door middel van bankcheque of gecertificeerde cheque, hetzij voorafgaandelijk via overschrijving, zodanig dat de gelden, vrij van transactiekosten, op de datum van de akte beschikbaar zijn op de rekening van de notaris.

 Welvaertstraat 72-74
(schouw over kantoor)

tel.: 03 213 86 00
fax: 03 213 86 19
e-mail: info@notaris-celis.be

KBC 419-8095001-33
BIC KREDBEBB
IBAN BE56 4198 0950 0133

FORTIS 0011-0050834-40
BIC GEBLBE33
IBAN BE02 0010 6508 3440


KANTOORUREN: alle werkdagen van 9 tot 12.30 u. en van 13.30 tot 17.30 u. of op AFSPRAAK - ZATERDAG GESLOTEN

* Het gebruik van elektronische berichten is uitsluitend toegestaan op werkdagen vóór 12.30 uur.

4. The company adopted its current corporate form of a "besloten vennootschap met beperkte aansprakelijkheid", abbreviated as "BVBA", (private limited liability company) and the name "ESSELTE" on the 12th of September 2003 by deed executed before notary Philippe Verlinden at Sint-Niklaas (Belgium), made public in the annexes of the Belgian Official Journal (Belgisch Staatsblad/Moniteur belge) on the 3rd of October 2003 under number 20031003-102288.

5. The company finally has adopted its current name "DYMO" on the 28th of October 2005 by decision of the extraordinary general meeting of shareholders, held before me, Frank Liesse, Notary Public; an extract of the minutes of the aforesaid meeting drawn up before me, has been filed for deposit at the clerk's office of the Commercial Court of Dendermonde to make this decision public in the annexes of the Belgian Official Journal (Belgisch Staatsblad/Moniteur belge).

Signature Frank Liesse (Notary Public)

A handwritten signature in black ink, appearing to read 'F. LIESSE', enclosed within a large, loopy oval flourish.

Frank LIESSE

geassocieerd Notaris
Kasteelpleinstraat 59
2000 ANTWERPEN
Tel. : (03) 213 86 00
Fax : (03) 213 86 19

Electronic Patent Application Fee Transmittal				
Application Number:				
Filing Date:				
Title of Invention:		LABEL PRINTER		
First Named Inventor/Applicant Name:		Jos Vleurinck		
Filer:		Jeremy Robert Kriegel		
Attorney Docket Number:		31118/DY0201A		
Filed as Large Entity				
Utility under 35 USC 111(a) Filing Fees				
Description	Fee Code	Quantity	Amount	Sub-Total in USD(\$)
Basic Filing:				
Utility application filing	1011	1	330	330
Utility Search Fee	1111	1	540	540
Utility Examination Fee	1311	1	220	220
Pages:				
Claims:				
Miscellaneous-Filing:				
Petition:				
Patent-Appeals-and-Interference:				

Description	Fee Code	Quantity	Amount	Sub-Total in USD(\$)
Post-Allowance-and-Post-Issuance:				
Extension-of-Time:				
Miscellaneous:				
Total in USD (\$)				1090

Electronic Acknowledgement Receipt	
EFS ID:	6221575
Application Number:	12575259
International Application Number:	
Confirmation Number:	9643
Title of Invention:	LABEL PRINTER
First Named Inventor/Applicant Name:	Jos Vleurinck
Customer Number:	04743
Filer:	Jeremy Robert Kriegel
Filer Authorized By:	
Attorney Docket Number:	31118/DY0201A
Receipt Date:	07-OCT-2009
Filing Date:	
Time Stamp:	17:23:10
Application Type:	Utility under 35 USC 111(a)

Payment information:

Submitted with Payment	yes
Payment Type	Credit Card
Payment was successfully received in RAM	\$ 1090
RAM confirmation Number	3854
Deposit Account	132855
Authorized User	KRIEGEL,JEREMY R.
<p>The Director of the USPTO is hereby authorized to charge indicated fees and credit any overpayment as follows:</p> <p>Charge any Additional Fees required under 37 C.F.R. Section 1.16 (National application filing, search, and examination fees)</p> <p>Charge any Additional Fees required under 37 C.F.R. Section 1.17 (Patent application and reexamination processing fees)</p>	

File Listing:					
Document Number	Document Description	File Name	File Size(Bytes)/ Message Digest	Multi Part /.zip	Pages (if appl.)
1	Transmittal of New Application	DY0201Atra.PDF	193849	no	1
			6503a2ede260519637447efbfc0e006ac9b864da		
Warnings:					
Information:					
2	Application Data Sheet	DY0201Aads.PDF	207603	no	4
			e6b43b4a700320af6a9745019b0af5e5e5022f6e		
Warnings:					
Information:					
This is not an USPTO supplied ADS fillable form					
3	Authorization for Extension of Time all replies	DY0201Agen.PDF	87871	no	1
			a94561cf80ded18a819539ef8fd5a3fd7c35716b		
Warnings:					
Information:					
4		DY0201Apre.PDF	326753	yes	5
			622b3e64915b2dfb3125ae97066e28845c76aa097		
	Multipart Description/PDF files in .zip description				
	Document Description	Start	End		
	Preliminary Amendment	1	1		
	Specification	2	2		
	Claims	3	4		
	Applicant Arguments/Remarks Made in an Amendment	5	5		
Warnings:					
Information:					
5	Drawings-only black and white line drawings	DY0201Arpldraw.PDF	492426	no	10
			390e4f48191d579f5e7db031aac4c4b61cb60fe7		
Warnings:					
Information:					
6	Transmittal Letter	DY0201Aids.PDF	248166	no	3
			c36ef7d6d2d3cd85ec6a0924f35a67fa9734666		
Warnings:					

Information:					
7	Information Disclosure Statement (IDS) Filed (SB/08)	DY0201A1449.PDF	586316 6f35f264aa73c93a1e4195493530f09fcb22310d	no	3
Warnings:					
Information:					
This is not an USPTO supplied IDS fillable form					
8	NPL Documents	DY0201Aepsr.PDF	223725 10c9c1a5248352848416b04c58a7adc961092002	no	3
Warnings:					
Information:					
9	NPL Documents	DY0201Ager.PDF	305068 ef393d4dd93b329df61f88fe1823f856e423a083	no	3
Warnings:					
Information:					
10		DY0201Aapp.PDF	4694245 74a954cd8c32916b77cb59f32d58c9399d74129	yes	49
	Multipart Description/PDF files in .zip description				
	Document Description		Start	End	
	Specification		1	29	
	Claims		30	48	
	Abstract		49	49	
Warnings:					
Information:					
11	Drawings-only black and white line drawings	DY0201Adraw.PDF	1133565 4fe7d9d0e0ae0e8ba2c35238e96890805dfad01cc	no	10
Warnings:					
Information:					
12	Oath or Declaration filed	DY0201Adec.PDF	492589 9ebc847bdc1fa64584ce1d453737524c682015c6	no	4
Warnings:					
Information:					
13	Power of Attorney	DY0201Arev.PDF	2201700 f164119ff74e1371d54a57240ec801a222e4ccf	no	21
Warnings:					

Information:					
14	Fee Worksheet (PTO-875)	fee-info.pdf	32771	no	2
			68fac95f64fbc1515c4b7c41b138d7ae88f135a2		
Warnings:					
Information:					
Total Files Size (in bytes):				11226647	
<p>This Acknowledgement Receipt evidences receipt on the noted date by the USPTO of the indicated documents, characterized by the applicant, and including page counts, where applicable. It serves as evidence of receipt similar to a Post Card, as described in MPEP 503.</p> <p><u>New Applications Under 35 U.S.C. 111</u> If a new application is being filed and the application includes the necessary components for a filing date (see 37 CFR 1.53(b)-(d) and MPEP 506), a Filing Receipt (37 CFR 1.54) will be issued in due course and the date shown on this Acknowledgement Receipt will establish the filing date of the application.</p> <p><u>National Stage of an International Application under 35 U.S.C. 371</u> If a timely submission to enter the national stage of an international application is compliant with the conditions of 35 U.S.C. 371 and other applicable requirements a Form PCT/DO/EO/903 indicating acceptance of the application as a national stage submission under 35 U.S.C. 371 will be issued in addition to the Filing Receipt, in due course.</p> <p><u>New International Application Filed with the USPTO as a Receiving Office</u> If a new international application is being filed and the international application includes the necessary components for an international filing date (see PCT Article 11 and MPEP 1810), a Notification of the International Application Number and of the International Filing Date (Form PCT/RO/105) will be issued in due course, subject to prescriptions concerning national security, and the date shown on this Acknowledgement Receipt will establish the international filing date of the application.</p>					

Filing Date: 10/07/09

Approved for use through 7/31/2006. OMB 0651-0032

U.S. Patent and Trademark Office; U.S. DEPARTMENT OF COMMERCE

Under the Paperwork Reduction Act of 1995, no persons are required to respond to a collection of information unless it displays a valid OMB control number.

PATENT APPLICATION FEE DETERMINATION RECORD Substitute for Form PTO-875					Application or Docket Number 12/575,259	
APPLICATION AS FILED – PART I						
(Column 1)		(Column 2)		SMALL ENTITY		OR
OTHER THAN SMALL ENTITY						
FOR	NUMBER FILED	NUMBER EXTRA	RATE (\$)	FEE (\$)	RATE (\$)	FEE (\$)
BASIC FEE (37 CFR 1.16(a), (b), or (c))	N/A	N/A	N/A		N/A	330
SEARCH FEE (37 CFR 1.16(k), (l), or (m))	N/A	N/A	N/A		N/A	540
EXAMINATION FEE (37 CFR 1.16(o), (p), or (q))	N/A	N/A	N/A		N/A	220
TOTAL CLAIMS (37 CFR 1.16(j))	9	minus 20 =	x\$26		x\$52	
INDEPENDENT CLAIMS (37 CFR 1.16(h))	3	minus 3 = *	x\$110		x\$220	
APPLICATION SIZE FEE (37 CFR 1.16(s))			If the specification and drawings exceed 100 sheets of paper, the application size fee due is \$260 (\$130 for small entity) for each additional 50 sheets or fraction thereof. See 35 U.S.C. 41(a)(1)(G) and 37 CFR			
MULTIPLE DEPENDENT CLAIM PRESENT (37 CFR 1.16(j))			195		390	
			TOTAL		TOTAL	1090
* If the difference in column 1 is less than zero, enter "0" in column 2.						
APPLICATION AS AMENDED – PART II						
(Column 1)		(Column 2)		(Column 3)		
SMALL ENTITY		OTHER THAN SMALL ENTITY				
RATE (\$)	ADDITIONAL FEE (\$)	RATE (\$)	ADDITIONAL FEE (\$)			
X =		X =				
X =		X =				
N/A		N/A				
TOTAL ADD'T FEE		TOTAL ADD'T FEE				
(Column 1)		(Column 2)		(Column 3)		
SMALL ENTITY		OTHER THAN SMALL ENTITY				
RATE (\$)	ADDITIONAL FEE (\$)	RATE (\$)	ADDITIONAL FEE (\$)			
X =		X =				
X =		X =				
N/A		N/A				
TOTAL ADD'T FEE		TOTAL ADD'T FEE				
<p>* If the entry in column 1 is less than the entry in column 2, write "0" in column 3.</p> <p>** If the "Highest Number Previously Paid For" IN THIS SPACE is less than 20, enter "20".</p> <p>*** If the "Highest Number Previously Paid For" IN THIS SPACE is less than 3, enter "3".</p> <p>The "Highest Number Previously Paid For" (Total or Independent) is the highest number found in the appropriate box in column 1.</p>						

This collection of information is required by 37 CFR 1.16. The information is required to obtain or retain a benefit by the public which is to file (and by the USPTO to process) an application. Confidentiality is governed by 35 U.S.C. 122 and 37 CFR 1.14. This collection is estimated to take 12 minutes to complete, including gathering, preparing, and submitting the completed application form to the USPTO. Time will vary depending upon the individual case. Any comments on the amount of time you require to complete this form and/or suggestions for reducing this burden, should be sent to the Chief Information Officer, U.S. Patent and Trademark Office, U.S. Department of Commerce, P.O. Box 1450, Alexandria, VA 22313-1450. DO NOT SEND FEES OR COMPLETED FORMS TO THIS ADDRESS. SEND TO: Commissioner for Patents, P.O. Box 1450, Alexandria, VA 22313-1450.

If you need assistance in completing the form, call 1-800-PTO-9199 and select option 2.

Under the Paperwork Reduction Act of 1995, no persons are required to respond to a collection of information unless it displays a valid OMB control number.

PATENT APPLICATION FEE DETERMINATION RECORD Substitute for Form PTO-875					Application or Docket Number 12/575,259		Filing Date 10/07/2009		<input type="checkbox"/> To be Mailed	
APPLICATION AS FILED – PART I										
(Column 1)			(Column 2)			SMALL ENTITY <input type="checkbox"/> OR		OTHER THAN SMALL ENTITY		
FOR	NUMBER FILED	NUMBER EXTRA	RATE (\$)	FEE (\$)	OR	RATE (\$)	FEE (\$)			
<input type="checkbox"/> BASIC FEE (37 CFR 1.16(a), (b), or (c))	N/A	N/A	N/A			N/A				
<input type="checkbox"/> SEARCH FEE (37 CFR 1.16(k), (l), or (m))	N/A	N/A	N/A			N/A				
<input type="checkbox"/> EXAMINATION FEE (37 CFR 1.16(o), (p), or (q))	N/A	N/A	N/A			N/A				
TOTAL CLAIMS (37 CFR 1.16(i))	minus 20 =	*	X \$	=		X \$	=			
INDEPENDENT CLAIMS (37 CFR 1.16(h))	minus 3 =	*	X \$	=		X \$	=			
<input type="checkbox"/> APPLICATION SIZE FEE (37 CFR 1.16(s))	If the specification and drawings exceed 100 sheets of paper, the application size fee due is \$250 (\$125 for small entity) for each additional 50 sheets or fraction thereof. See 35 U.S.C. 41(a)(1)(G) and 37 CFR 1.16(s).									
<input type="checkbox"/> MULTIPLE DEPENDENT CLAIM PRESENT (37 CFR 1.16(j))										
* If the difference in column 1 is less than zero, enter "0" in column 2.			TOTAL			TOTAL				
APPLICATION AS AMENDED – PART II										
(Column 1)			(Column 2)			SMALL ENTITY OR		OTHER THAN SMALL ENTITY		
10/07/2009	CLAIMS REMAINING AFTER AMENDMENT	HIGHEST NUMBER PREVIOUSLY PAID FOR	PRESENT EXTRA	RATE (\$)	ADDITIONAL FEE (\$)	OR	RATE (\$)	ADDITIONAL FEE (\$)		
Total (37 CFR 1.16(i))	* 9	Minus	** 91	=	0		X \$52=	0		
Independent (37 CFR 1.16(h))	* 3	Minus	***3	=	0		X \$220=	0		
<input type="checkbox"/> Application Size Fee (37 CFR 1.16(s))										
<input type="checkbox"/> FIRST PRESENTATION OF MULTIPLE DEPENDENT CLAIM (37 CFR 1.16(j))										
TOTAL ADD'L FEE							TOTAL ADD'L FEE		0	
(Column 1)			(Column 2)			(Column 3)				
AMENDMENT	CLAIMS REMAINING AFTER AMENDMENT	HIGHEST NUMBER PREVIOUSLY PAID FOR	PRESENT EXTRA	RATE (\$)	ADDITIONAL FEE (\$)	OR	RATE (\$)	ADDITIONAL FEE (\$)		
Total (37 CFR 1.16(i))	*	Minus	**	=			X \$	=		
Independent (37 CFR 1.16(h))	*	Minus	***	=			X \$	=		
<input type="checkbox"/> Application Size Fee (37 CFR 1.16(s))										
<input type="checkbox"/> FIRST PRESENTATION OF MULTIPLE DEPENDENT CLAIM (37 CFR 1.16(j))										
TOTAL ADD'L FEE							TOTAL ADD'L FEE			
<p>* If the entry in column 1 is less than the entry in column 2, write "0" in column 3.</p> <p>** If the "Highest Number Previously Paid For" IN THIS SPACE is less than 20, enter "20".</p> <p>*** If the "Highest Number Previously Paid For" IN THIS SPACE is less than 3, enter "3".</p> <p>The "Highest Number Previously Paid For" (Total or Independent) is the highest number found in the appropriate box in column 1.</p>										

Legal Instrument Examiner:
/ROSS W. BROWN/

This collection of information is required by 37 CFR 1.16. The information is required to obtain or retain a benefit by the public which is to file (and by the USPTO to process) an application. Confidentiality is governed by 35 U.S.C. 122 and 37 CFR 1.14. This collection is estimated to take 12 minutes to complete, including gathering, preparing, and submitting the completed application form to the USPTO. Time will vary depending upon the individual case. Any comments on the amount of time you require to complete this form and/or suggestions for reducing this burden, should be sent to the Chief Information Officer, U.S. Patent and Trademark Office, U.S. Department of Commerce, P.O. Box 1450, Alexandria, VA 22313-1450. DO NOT SEND FEES OR COMPLETED FORMS TO THIS ADDRESS. **SEND TO: Commissioner for Patents, P.O. Box 1450, Alexandria, VA 22313-1450.**

If you need assistance in completing the form, call 1-800-PTO-9199 and select option 2.

Under the Paperwork Reduction Act of 1995, no persons are required to respond to a collection of information unless it displays a valid OMB control number.

PATENT APPLICATION FEE DETERMINATION RECORD Substitute for Form PTO-875					Application or Docket Number 12/575,259		Filing Date 10/07/2009		<input type="checkbox"/> To be Mailed	
APPLICATION AS FILED – PART I										
(Column 1)			(Column 2)			SMALL ENTITY <input type="checkbox"/> OR		OTHER THAN SMALL ENTITY		
FOR	NUMBER FILED	NUMBER EXTRA	RATE (\$)	FEE (\$)	OR	RATE (\$)	FEE (\$)			
<input type="checkbox"/> BASIC FEE (37 CFR 1.16(a), (b), or (c))	N/A	N/A	N/A			N/A				
<input type="checkbox"/> SEARCH FEE (37 CFR 1.16(k), (l), or (m))	N/A	N/A	N/A			N/A				
<input type="checkbox"/> EXAMINATION FEE (37 CFR 1.16(o), (p), or (q))	N/A	N/A	N/A			N/A				
TOTAL CLAIMS (37 CFR 1.16(i))	minus 20 =	*	X \$ =		OR	X \$ =				
INDEPENDENT CLAIMS (37 CFR 1.16(h))	minus 3 =	*	X \$ =			X \$ =				
<input type="checkbox"/> APPLICATION SIZE FEE (37 CFR 1.16(s))	If the specification and drawings exceed 100 sheets of paper, the application size fee due is \$250 (\$125 for small entity) for each additional 50 sheets or fraction thereof. See 35 U.S.C. 41(a)(1)(G) and 37 CFR 1.16(s).									
<input type="checkbox"/> MULTIPLE DEPENDENT CLAIM PRESENT (37 CFR 1.16(j))										
* If the difference in column 1 is less than zero, enter "0" in column 2.			TOTAL			TOTAL				
APPLICATION AS AMENDED – PART II										
(Column 1)			(Column 2)			SMALL ENTITY OR		OTHER THAN SMALL ENTITY		
10/07/2009	CLAIMS REMAINING AFTER AMENDMENT	HIGHEST NUMBER PREVIOUSLY PAID FOR	PRESENT EXTRA	RATE (\$)	ADDITIONAL FEE (\$)	OR	RATE (\$)	ADDITIONAL FEE (\$)		
Total (37 CFR 1.16(i))	* 9	Minus	** 91	= 0	X \$ =		OR	X \$52=	0	
Independent (37 CFR 1.16(h))	* 3	Minus	***3	= 0	X \$ =		OR	X \$220=	0	
<input type="checkbox"/> Application Size Fee (37 CFR 1.16(s))										
<input type="checkbox"/> FIRST PRESENTATION OF MULTIPLE DEPENDENT CLAIM (37 CFR 1.16(j))						OR				
				TOTAL ADD'L FEE		OR	TOTAL ADD'L FEE	0		
(Column 1)			(Column 2)			(Column 3)				
AMENDMENT	CLAIMS REMAINING AFTER AMENDMENT	HIGHEST NUMBER PREVIOUSLY PAID FOR	PRESENT EXTRA	RATE (\$)	ADDITIONAL FEE (\$)	OR	RATE (\$)	ADDITIONAL FEE (\$)		
Total (37 CFR 1.16(i))	*	Minus	**	=	X \$ =		OR	X \$ =		
Independent (37 CFR 1.16(h))	*	Minus	***	=	X \$ =		OR	X \$ =		
<input type="checkbox"/> Application Size Fee (37 CFR 1.16(s))										
<input type="checkbox"/> FIRST PRESENTATION OF MULTIPLE DEPENDENT CLAIM (37 CFR 1.16(j))						OR				
				TOTAL ADD'L FEE		OR	TOTAL ADD'L FEE			
<p>* If the entry in column 1 is less than the entry in column 2, write "0" in column 3.</p> <p>** If the "Highest Number Previously Paid For" IN THIS SPACE is less than 20, enter "20".</p> <p>*** If the "Highest Number Previously Paid For" IN THIS SPACE is less than 3, enter "3".</p> <p>The "Highest Number Previously Paid For" (Total or Independent) is the highest number found in the appropriate box in column 1.</p>										

Legal Instrument Examiner:
/ROSS W. BROWN/

This collection of information is required by 37 CFR 1.16. The information is required to obtain or retain a benefit by the public which is to file (and by the USPTO to process) an application. Confidentiality is governed by 35 U.S.C. 122 and 37 CFR 1.14. This collection is estimated to take 12 minutes to complete, including gathering, preparing, and submitting the completed application form to the USPTO. Time will vary depending upon the individual case. Any comments on the amount of time you require to complete this form and/or suggestions for reducing this burden, should be sent to the Chief Information Officer, U.S. Patent and Trademark Office, U.S. Department of Commerce, P.O. Box 1450, Alexandria, VA 22313-1450. DO NOT SEND FEES OR COMPLETED FORMS TO THIS ADDRESS. **SEND TO: Commissioner for Patents, P.O. Box 1450, Alexandria, VA 22313-1450.**

If you need assistance in completing the form, call 1-800-PTO-9199 and select option 2.

Supplemental Application Data Sheet

Application Information

Application number::	Not Yet Assigned <u>12/575,259</u>
Application Type::	Regular
Subject Matter::	Utility
Suggested Group Art Unit::	2625
CD-ROM or CD-R?::	None
Sequence submission?::	None
Computer Readable Form (CRF)?::	No
Title::	LABEL PRINTER
Attorney Docket Number::	31118/DY0201A
Request for Early Publication?::	No
Request for Non-Publication?::	No
Small Entity?::	No
Petition included?::	No
Secrecy Order in Parent Appl.?::	No

Applicant Information

Applicant Authority Type::	Inventor
Primary Citizenship Country::	Belgium
Status::	Full Capacity
Given Name::	Jos
Family Name::	Vleurinck
City of Residence::	Oordegem
Country of Residence::	Belgium
Street of mailing address::	Stichelendries 5
City of mailing address::	Oordegem
Country of mailing address::	Belgium
Postal or Zip Code of mailing address::	B-9340

Applicant Authority Type::	Inventor
----------------------------	----------

Primary Citizenship Country:: Belgium
Status:: Full Capacity
Given Name:: Dirke
Family Name:: Winne
City of Residence:: Loppem
Country of Residence:: Belgium
Street of mailing address:: Begonialaan
City of mailing address:: Loppem
Country of mailing address:: Belgium
Postal or Zip Code of mailing address:: 8210

Applicant Authority Type:: Inventor
Primary Citizenship Country:: United Kingdom
Status:: Full Capacity
Given Name:: Edward
Middle Name:: Philip
Family Name:: Duffy
City of Residence:: Royston
Country of Residence:: United Kingdom
Street of mailing address:: 61 Green Drift
City of mailing address:: Royston
Country of mailing address:: United Kingdom
Postal or Zip Code of mailing address:: SG8 5BX

Correspondence Information

Correspondence Customer Number:: 04743

Representative Information

Representative Customer Number:: 04743

Domestic Priority Information

Application::	Continuity Type::	Parent Application::	Parent Filing Date::
This Application	Division of Continuation of	10/436,363	05/13/03

Foreign Priority Information

Country::	Application number::	Filing Date::	Priority Claimed::
United Kingdom	GB 0210917.1	05/13/02	Yes
United Kingdom	GB 0301123.6	01/17/03	Yes
United Kingdom	GB 0303625.8	02/17/03	Yes

Assignee Information

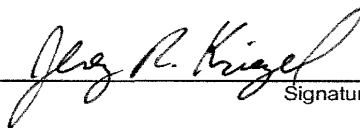
Assignee name:: DYMO
 Street of mailing address:: Industrie Park – Noord 30
 City of mailing address:: 9100 St. Niklaas
 State or Province of mailing address:: BELGIUM
 Postal or Zip Code of mailing address::

Certificate of Electronic Filing Under 37 CFR 1.8

I hereby certify that this correspondence is being transmitted via the Office electronic filing system in accordance with 37 CFR 1.6(a)(4):

Commissioner for Patents
P.O. Box 1450
Alexandria, VA 22313-1450

on October 8, 2009
Date



Signature

Jeremy R. Kriegel

Typed or printed name of person signing Certificate

39,257
Registration Number, if applicable

(312) 474-6300
Telephone Number

Note: Each paper must have its own certificate of mailing.

Application Data Sheet (3 pages)

Electronic Acknowledgement Receipt	
EFS ID:	6231274
Application Number:	12575259
International Application Number:	
Confirmation Number:	9643
Title of Invention:	LABEL PRINTER
First Named Inventor/Applicant Name:	Jos Vleurinck
Customer Number:	04743
Filer:	Jeremy Robert Kriegel
Filer Authorized By:	
Attorney Docket Number:	31118/DY0201A
Receipt Date:	08-OCT-2009
Filing Date:	
Time Stamp:	18:39:53
Application Type:	Utility under 35 USC 111(a)

Payment information:

Submitted with Payment		no			
File Listing:					
Document Number	Document Description	File Name	File Size(Bytes)/ Message Digest	Multi Part /.zip	Pages (if appl.)
1	Application Data Sheet	DY0102aSUPPADS.PDF	223012 c51a0eb75353169968028bae55014391582e95b7	no	4
Warnings:					
Information:					

This is not an USPTO supplied ADS fillable form

Total Files Size (in bytes):

223012

This Acknowledgement Receipt evidences receipt on the noted date by the USPTO of the indicated documents, characterized by the applicant, and including page counts, where applicable. It serves as evidence of receipt similar to a Post Card, as described in MPEP 503.

New Applications Under 35 U.S.C. 111

If a new application is being filed and the application includes the necessary components for a filing date (see 37 CFR 1.53(b)-(d) and MPEP 506), a Filing Receipt (37 CFR 1.54) will be issued in due course and the date shown on this Acknowledgement Receipt will establish the filing date of the application.

National Stage of an International Application under 35 U.S.C. 371

If a timely submission to enter the national stage of an international application is compliant with the conditions of 35 U.S.C. 371 and other applicable requirements a Form PCT/DO/EO/903 indicating acceptance of the application as a national stage submission under 35 U.S.C. 371 will be issued in addition to the Filing Receipt, in due course.

New International Application Filed with the USPTO as a Receiving Office

If a new international application is being filed and the international application includes the necessary components for an international filing date (see PCT Article 11 and MPEP 1810), a Notification of the International Application Number and of the International Filing Date (Form PCT/RO/105) will be issued in due course, subject to prescriptions concerning national security, and the date shown on this Acknowledgement Receipt will establish the international filing date of the application.



UNITED STATES PATENT AND TRADEMARK OFFICE

UNITED STATES DEPARTMENT OF COMMERCE
United States Patent and Trademark Office
Address: COMMISSIONER FOR PATENTS
P.O. Box 1450
Alexandria, Virginia 22313-1450
www.uspto.gov

APPLICATION NUMBER	FILING OR 371(C) DATE	FIRST NAMED APPLICANT	ATTY. DOCKET NO./TITLE
12/575,259	10/07/2009	Jos VLEURINCK	31118/DY0201A

CONFIRMATION NO. 9643

POA ACCEPTANCE LETTER

4743
MARSHALL, GERSTEIN & BORUN LLP
233 SOUTH WACKER DRIVE
6300 SEARS TOWER
CHICAGO, IL 60606-6357



Date Mailed: 10/27/2009

NOTICE OF ACCEPTANCE OF POWER OF ATTORNEY

This is in response to the Power of Attorney filed 10/07/2009.

The Power of Attorney in this application is accepted. Correspondence in this application will be mailed to the above address as provided by 37 CFR 1.33.

/kung/

Office of Data Management, Application Assistance Unit (571) 272-4000, or (571) 272-4200, or 1-888-786-0101



UNITED STATES PATENT AND TRADEMARK OFFICE

UNITED STATES DEPARTMENT OF COMMERCE
United States Patent and Trademark Office
Address: COMMISSIONER FOR PATENTS
P.O. Box 1450
Alexandria, Virginia 22313-1450
www.uspto.gov

APPLICATION NUMBER	FILING or 371(c) DATE	GRP ART UNIT	FIL FEE REC'D	ATTY.DOCKET.NO	TOT CLAIMS	IND CLAIMS
12/575,259	10/07/2009	2854	1090	31118/DY0201A	9	3

CONFIRMATION NO. 9643

FILING RECEIPT



OC000000038372423

4743

MARSHALL, GERSTEIN & BORUN LLP
233 SOUTH WACKER DRIVE
6300 SEARS TOWER
CHICAGO, IL 60606-6357

Date Mailed: 10/27/2009

Receipt is acknowledged of this non-provisional patent application. The application will be taken up for examination in due course. Applicant will be notified as to the results of the examination. Any correspondence concerning the application must include the following identification information: the U.S. APPLICATION NUMBER, FILING DATE, NAME OF APPLICANT, and TITLE OF INVENTION. Fees transmitted by check or draft are subject to collection. Please verify the accuracy of the data presented on this receipt. **If an error is noted on this Filing Receipt, please submit a written request for a Filing Receipt Correction. Please provide a copy of this Filing Receipt with the changes noted thereon. If you received a "Notice to File Missing Parts" for this application, please submit any corrections to this Filing Receipt with your reply to the Notice. When the USPTO processes the reply to the Notice, the USPTO will generate another Filing Receipt incorporating the requested corrections**

Applicant(s)

Jos VLEURINCK, Oordegem, BELGIUM;
Dirk WINNE, Loppem, BELGIUM;
Edward Philip DUFFY, Royston, UNITED KINGDOM;

Assignment For Published Patent Application

DYMO, 9100 St. Niklaas, BELGIUM

Power of Attorney: The patent practitioners associated with Customer Number 04743

Domestic Priority data as claimed by applicant

This application is a CON of 10/436,363 05/13/2003 PAT 7,616,338

Foreign Applications

UNITED KINGDOM GB 0210917.1 05/13/2002
UNITED KINGDOM GB 0301123.6 01/17/2003
UNITED KINGDOM GB 0303625.8 02/17/2003

Request to Retrieve - This application either claims priority to one or more applications filed in an intellectual property Office that participates in the Priority Document Exchange (PDX) program or contains a proper **Request to Retrieve Electronic Priority Application(s)** (PTO/SB/38 or its equivalent). Consequently, the USPTO will attempt to electronically retrieve these priority documents.

If Required, Foreign Filing License Granted: 10/20/2009

The country code and number of your priority application, to be used for filing abroad under the Paris Convention, is **US 12/575,259**

Projected Publication Date: 02/04/2010

page 1 of 3

Non-Publication Request: No

Early Publication Request: No
Title

LABEL PRINTER

Preliminary Class

400

PROTECTING YOUR INVENTION OUTSIDE THE UNITED STATES

Since the rights granted by a U.S. patent extend only throughout the territory of the United States and have no effect in a foreign country, an inventor who wishes patent protection in another country must apply for a patent in a specific country or in regional patent offices. Applicants may wish to consider the filing of an international application under the Patent Cooperation Treaty (PCT). An international (PCT) application generally has the same effect as a regular national patent application in each PCT-member country. The PCT process **simplifies** the filing of patent applications on the same invention in member countries, but **does not result** in a grant of "an international patent" and does not eliminate the need of applicants to file additional documents and fees in countries where patent protection is desired.

Almost every country has its own patent law, and a person desiring a patent in a particular country must make an application for patent in that country in accordance with its particular laws. Since the laws of many countries differ in various respects from the patent law of the United States, applicants are advised to seek guidance from specific foreign countries to ensure that patent rights are not lost prematurely.

Applicants also are advised that in the case of inventions made in the United States, the Director of the USPTO must issue a license before applicants can apply for a patent in a foreign country. The filing of a U.S. patent application serves as a request for a foreign filing license. The application's filing receipt contains further information and guidance as to the status of applicant's license for foreign filing.

Applicants may wish to consult the USPTO booklet, "General Information Concerning Patents" (specifically, the section entitled "Treaties and Foreign Patents") for more information on timeframes and deadlines for filing foreign patent applications. The guide is available either by contacting the USPTO Contact Center at 800-786-9199, or it can be viewed on the USPTO website at <http://www.uspto.gov/web/offices/pac/doc/general/index.html>.

For information on preventing theft of your intellectual property (patents, trademarks and copyrights), you may wish to consult the U.S. Government website, <http://www.stopfakes.gov>. Part of a Department of Commerce initiative, this website includes self-help "toolkits" giving innovators guidance on how to protect intellectual property in specific countries such as China, Korea and Mexico. For questions regarding patent enforcement issues, applicants may call the U.S. Government hotline at 1-866-999-HALT (1-866-999-4158).

LICENSE FOR FOREIGN FILING UNDER
Title 35, United States Code, Section 184
Title 37, Code of Federal Regulations, 5.11 & 5.15

GRANTED

The applicant has been granted a license under 35 U.S.C. 184, if the phrase "IF REQUIRED, FOREIGN FILING LICENSE GRANTED" followed by a date appears on this form. Such licenses are issued in all applications where the conditions for issuance of a license have been met, regardless of whether or not a license may be required as set forth in 37 CFR 5.15. The scope and limitations of this license are set forth in 37 CFR 5.15(a) unless an earlier license has been issued under 37 CFR 5.15(b). The license is subject to revocation upon written notification. The date indicated is the effective date of the license, unless an earlier license of similar scope has been granted under 37 CFR 5.13 or 5.14.

This license is to be retained by the licensee and may be used at any time on or after the effective date thereof unless it is revoked. This license is automatically transferred to any related applications(s) filed under 37 CFR 1.53(d). This license is not retroactive.

The grant of a license does not in any way lessen the responsibility of a licensee for the security of the subject matter as imposed by any Government contract or the provisions of existing laws relating to espionage and the national security or the export of technical data. Licensees should apprise themselves of current regulations especially with respect to certain countries, of other agencies, particularly the Office of Defense Trade Controls, Department of State (with respect to Arms, Munitions and Implements of War (22 CFR 121-128)); the Bureau of Industry and Security, Department of Commerce (15 CFR parts 730-774); the Office of Foreign Assets Control, Department of Treasury (31 CFR Parts 500+) and the Department of Energy.

NOT GRANTED

No license under 35 U.S.C. 184 has been granted at this time, if the phrase "IF REQUIRED, FOREIGN FILING LICENSE GRANTED" DOES NOT appear on this form. Applicant may still petition for a license under 37 CFR 5.12, if a license is desired before the expiration of 6 months from the filing date of the application. If 6 months has lapsed from the filing date of this application and the licensee has not received any indication of a secrecy order under 35 U.S.C. 181, the licensee may foreign file the application pursuant to 37 CFR 5.15(b).



UNITED STATES PATENT AND TRADEMARK OFFICE

UNITED STATES DEPARTMENT OF COMMERCE
United States Patent and Trademark Office
Address: COMMISSIONER FOR PATENTS
P.O. Box 1450
Alexandria, Virginia 22313-1450
www.uspto.gov

APPLICATION NUMBER	FILING OR 371(C) DATE	FIRST NAMED APPLICANT	ATTY. DOCKET NO./TITLE
12/575,259	10/07/2009	Jos VLEURINCK	31118/DY0201A

CONFIRMATION NO. 9643

PUBLICATION NOTICE



OC000000040026599

4743
MARSHALL, GERSTEIN & BORUN LLP
233 SOUTH WACKER DRIVE
6300 SEARS TOWER
CHICAGO, IL 60606-6357

Title:LABEL PRINTER

Publication No.US-2010-0027070-A1

Publication Date:02/04/2010

NOTICE OF PUBLICATION OF APPLICATION

The above-identified application will be electronically published as a patent application publication pursuant to 37 CFR 1.211, et seq. The patent application publication number and publication date are set forth above.

The publication may be accessed through the USPTO's publicly available Searchable Databases via the Internet at www.uspto.gov. The direct link to access the publication is currently <http://www.uspto.gov/patft/>.

The publication process established by the Office does not provide for mailing a copy of the publication to applicant. A copy of the publication may be obtained from the Office upon payment of the appropriate fee set forth in 37 CFR 1.19(a)(1). Orders for copies of patent application publications are handled by the USPTO's Office of Public Records. The Office of Public Records can be reached by telephone at (703) 308-9726 or (800) 972-6382, by facsimile at (703) 305-8759, by mail addressed to the United States Patent and Trademark Office, Office of Public Records, Alexandria, VA 22313-1450 or via the Internet.

In addition, information on the status of the application, including the mailing date of Office actions and the dates of receipt of correspondence filed in the Office, may also be accessed via the Internet through the Patent Electronic Business Center at www.uspto.gov using the public side of the Patent Application Information and Retrieval (PAIR) system. The direct link to access this status information is currently <http://pair.uspto.gov/>. Prior to publication, such status information is confidential and may only be obtained by applicant using the private side of PAIR.

Further assistance in electronically accessing the publication, or about PAIR, is available by calling the Patent Electronic Business Center at 1-866-217-9197.

Office of Data Management, Application Assistance Unit (571) 272-4000, or (571) 272-4200, or 1-888-786-0101



UNITED STATES PATENT AND TRADEMARK OFFICE

UNITED STATES DEPARTMENT OF COMMERCE
United States Patent and Trademark Office
Address: COMMISSIONER FOR PATENTS
P.O. Box 1450
Alexandria, Virginia 22313-1450
www.uspto.gov

APPLICATION NO.	FILING DATE	FIRST NAMED INVENTOR	ATTORNEY DOCKET NO.	CONFIRMATION NO.
12/575,259	10/07/2009	Jos VLEURINCK	31118/DY0201A	9643
4743	7590	09/23/2010		
MARSHALL, GERSTEIN & BORUN LLP			EXAMINER	
233 SOUTH WACKER DRIVE			SINGH, SATWANT K	
6300 WILLIS TOWER			ART UNIT	PAPER NUMBER
CHICAGO, IL 60606-6357			2625	
			MAIL DATE	DELIVERY MODE
			09/23/2010	PAPER

Please find below and/or attached an Office communication concerning this application or proceeding.

The time period for reply, if any, is set in the attached communication.

Office Action Summary	Application No.	Applicant(s)	
	12/575,259	VLEURINCK ET AL.	
	Examiner	Art Unit	
	SATWANT K. SINGH	2625	

-- The MAILING DATE of this communication appears on the cover sheet with the correspondence address --

Period for Reply

A SHORTENED STATUTORY PERIOD FOR REPLY IS SET TO EXPIRE 3 MONTH(S) OR THIRTY (30) DAYS, WHICHEVER IS LONGER, FROM THE MAILING DATE OF THIS COMMUNICATION.

- Extensions of time may be available under the provisions of 37 CFR 1.136(a). In no event, however, may a reply be timely filed after SIX (6) MONTHS from the mailing date of this communication.
- If NO period for reply is specified above, the maximum statutory period will apply and will expire SIX (6) MONTHS from the mailing date of this communication.
- Failure to reply within the set or extended period for reply will, by statute, cause the application to become ABANDONED (35 U.S.C. § 133). Any reply received by the Office later than three months after the mailing date of this communication, even if timely filed, may reduce any earned patent term adjustment. See 37 CFR 1.704(b).

Status

1) ☒ Responsive to communication(s) filed on 07 October 2009.

2a) ☐ This action is **FINAL**. 2b) ☒ This action is non-final.

3) ☐ Since this application is in condition for allowance except for formal matters, prosecution as to the merits is closed in accordance with the practice under *Ex parte Quayle*, 1935 C.D. 11, 453 O.G. 213.

Disposition of Claims

4) ☒ Claim(s) 92-100 is/are pending in the application.

4a) Of the above claim(s) _____ is/are withdrawn from consideration.

5) ☐ Claim(s) _____ is/are allowed.

6) ☒ Claim(s) 92-100 is/are rejected.

7) ☐ Claim(s) _____ is/are objected to.

8) ☐ Claim(s) _____ are subject to restriction and/or election requirement.

Application Papers

9) ☐ The specification is objected to by the Examiner.

10) ☒ The drawing(s) filed on 07 October 2009 is/are: a) ☒ accepted or b) ☐ objected to by the Examiner.
 Applicant may not request that any objection to the drawing(s) be held in abeyance. See 37 CFR 1.85(a).
 Replacement drawing sheet(s) including the correction is required if the drawing(s) is objected to. See 37 CFR 1.121(d).

11) ☐ The oath or declaration is objected to by the Examiner. Note the attached Office Action or form PTO-152.

Priority under 35 U.S.C. § 119

12) ☒ Acknowledgment is made of a claim for foreign priority under 35 U.S.C. § 119(a)-(d) or (f).
 a) ☒ All b) ☐ Some * c) ☐ None of:

1. ☐ Certified copies of the priority documents have been received.

2. ☒ Certified copies of the priority documents have been received in Application No. 10/436,363.

3. ☐ Copies of the certified copies of the priority documents have been received in this National Stage application from the International Bureau (PCT Rule 17.2(a)).

* See the attached detailed Office action for a list of the certified copies not received.

Attachment(s)

1) ☒ Notice of References Cited (PTO-892)

2) ☐ Notice of Draftsperson's Patent Drawing Review (PTO-948)

3) ☒ Information Disclosure Statement(s) (PTO/SB/08)
 Paper No(s)/Mail Date _____.

4) ☐ Interview Summary (PTO-413)
 Paper No(s)/Mail Date. _____.

5) ☐ Notice of Informal Patent Application

6) ☐ Other: _____.

DETAILED ACTION

Claim Rejections - 35 USC § 102

1. The following is a quotation of the appropriate paragraphs of 35 U.S.C. 102 that form the basis for the rejections under this section made in this Office action:

A person shall be entitled to a patent unless –

(b) the invention was patented or described in a printed publication in this or a foreign country or in public use or on sale in this country, more than one year prior to the date of application for patent in the United States.

2. Claims 92-95, 99, and 100 are rejected under 35 U.S.C. 102(b) as being anticipated by Ayling et al. (US 6,351,275).
3. Regarding claim 92, Ayling et al discloses a label printer for printing an image on an image receiving medium, said label printer comprising: an input configured to input said image to be printed (Fig.1, keyboard 50) (col. 3, lines 25-28); a printer configured to print said image on the image receiving medium (Fig. 2, printhead 4) (col. 3, lines 45-52); a memory configured to store a plurality of images (Fig. 4, label storage portion 104) (col. 5, lines 44-55); and a controller configured to control said label printer (Fig. 3, controller 52), wherein said controller is further configured to control the memory to store an image in said memory each time an image is printed (label store/recall program is operable responsive to store/recall functions supplied for the key code processing program to transfer label data between the working portion of the RAM and a storage portion of the RAM) (col. 4, lines 55-60), said input is further configured to recall one of said stored images (user enters recall mode using a recall function key)

(col. 6, lines 57-58), and said printer is further configured to one of edit and reprint said recalled stored image (user can then edit or simply print the label by issuing edit command or a print command respectively) (col. 7, lines 7-11).

4. Regarding claim 93, Ayling et al discloses a label printer wherein said memory is arranged to store a maximum of N previously printed labels (other labels can be formulated and stored up to a maximum number of the number of special storage sections provided in the printer) (col. 6, lines 53-56).

5. Regarding claim 94, Ayling et al discloses a label printer wherein the controller is configured such that, when the number of labels printed is greater than N, the oldest label is deleted (label data in the working portion of the RAM will overwrite the label data which was stored in that section) (col. 7, lines 12-18).

6. Regarding claim 95, Ayling et al discloses a label printer wherein said memory has N memory locations for storing said printed images (label storage portion of the RAM comprises a plurality of label sections each of which are individually addressable) (col. 5, lines 44-55).

7. Regarding claim 99, Ayling et al discloses a method for printing an image on an image receiving medium comprising the steps of: inputting the image to be printed (Fig. 1, keyboard 50) (col. 3, lines 25-28); printing the image on the image receiving medium (Fig. 2, printhead 4) (col. 3, lines 45-52); storing a plurality of images (Fig. 4, label storage portion 104) (col. 5, lines 44-55), such that each time an image is printed said image is stored (label store/recall program is operable responsive to store/recall functions supplied for the key code processing program to transfer label data between the working portion of the

RAM and a storage portion of the RAM) (col. 4, lines 55-60); and recalling one of said stored images (user enters recall mode using a recall function key) (col. 6, lines 57-58), wherein the method further comprises one of editing and reprinting said recalled stored image (user can then edit or simply print the label by issuing edit command or a print command respectively) (col. 7, lines 7-11).

8. Regarding claim 100, Ayling et al discloses a label printer for printing an image on an image receiving medium, said label printer comprising: input means for inputting said image to be printed (Fig.1, keyboard 50) (col. 3, lines 25-28); printing means for printing said image on the image receiving medium Fig. 2, printhead 4) (col. 3, lines 45-52); memory means for storing a plurality of images (Fig. 4, label storage portion 104) (col. 5, lines 44-55); and control means for controlling said label printer, wherein said control means is for controlling the memory means to store an image in said memory means each time an image is printed (label store/recall program is operable responsive to store/recall functions supplied for the key code processing program to transfer label data between the working portion of the RAM and a storage portion of the RAM) (col. 4, lines 55-60), said input means comprises means for recalling one of said stored images (user enters recall mode using a recall function key) (col. 6, lines 57-58), and said print means is for one of editing and reprinting said recalled stored image (user can then edit or simply print the label by issuing edit command or a print command respectively) (col. 7, lines 7-11).

Claim Rejections - 35 USC § 103

9. The following is a quotation of 35 U.S.C. 103(a) which forms the basis for all obviousness rejections set forth in this Office action:

(a) A patent may not be obtained though the invention is not identically disclosed or described as set forth in section 102 of this title, if the differences between the subject matter sought to be patented and the prior art are such that the subject matter as a whole would have been obvious at the time the invention was made to a person having ordinary skill in the art to which said subject matter pertains. Patentability shall not be negated by the manner in which the invention was made.

10. Claims 96-98 are rejected under 35 U.S.C. 103(a) as being unpatentable over Ayling in view of Takahashi et al (US 6,424,429).

11. Regarding Claim 96, Ayling fails to teach a label printer wherein said controller is configured to determine whether more than one copy of an image is printed and, if so, to store said image only once in said memory.

Takahashi teaches a label printer wherein said controller is configured to determine whether more than one copy of an image is printed and, if so, to store said image only once in said memory (server checks whether the document data sent from the copying machine has any relativity with the document data already accumulated in the infinite memory server and Web IMS) (col. 22, lines 1-30).

Therefore it would have been obvious to one of ordinary skill in the art at the time of the invention to have combined the teachings of Ayling with the teaching of Takahashi to prevent the wasteful use of the memory by only saving one version of the printed image.

12. Regarding Claim 97, Ayling fails to teach a label printer wherein said controller is configured to determine whether a current printed image is the same

as an image previously printed and, if so, to ensure that the memory only stores only one version of said image.

Takahashi teaches a label printer wherein said controller is configured to determine whether a current printed image is the same as an image previously printed and (new document data is completely the same as any existing document data) (col. 22, lines 19-30), if so, to ensure that the memory only stores only one version of said image (deleting the new document data from the infinite memory) (col. 22, lines 19-30).

Therefore it would have been obvious to one of ordinary skill in the art at the time of the invention to have combined the teachings of Ayling with the teaching of Takahashi to prevent the wasteful use of the memory by only saving one version of the printed image.

13. Regarding Claim 98, Ayling fails to teach a label printer wherein the previously stored image which is the same as the current image is deleted and the current image is stored in said memory.

Takahashi teaches a label printer wherein the previously stored image which is the same as the current image (new document data is an updated document data) (col. 22, lines 31-49) is deleted and the current image is stored in said memory (a portion of the document data other than the updated portion is deleted from the infinite memory server) (col. 22, lines 31-49).

Therefore it would have been obvious to one of ordinary skill in the art at the time of the invention to have combined the teachings of Ayling with the

teaching of Takahashi to prevent the wasteful use of the memory by only saving the current/updated version of the printed image.

Conclusion

Any inquiry concerning this communication or earlier communications from the examiner should be directed to SATWANT K. SINGH whose telephone number is (571)272-7468. The examiner can normally be reached on Monday thru Friday 8am - 4:30pm.

If attempts to reach the examiner by telephone are unsuccessful, the examiner's supervisor, Edward L. Coles can be reached on (571) 272-7402. The fax phone number for the organization where this application or proceeding is assigned is 571-273-8300.

Information regarding the status of an application may be obtained from the Patent Application Information Retrieval (PAIR) system. Status information for published applications may be obtained from either Private PAIR or Public PAIR. Status information for unpublished applications is available through Private PAIR only. For more information about the PAIR system, see <http://pair-direct.uspto.gov>. Should you have questions on access to the Private PAIR system, contact the Electronic Business Center (EBC) at 866-217-9197 (toll-free). If you would like assistance from a USPTO Customer Service Representative or access to the automated information system, call 800-786-9199 (IN USA OR CANADA) or 571-272-1000.

/James A Thompson/
Primary Examiner, Art Unit 2625

/Satwant K. Singh/
Examiner, Art Unit 2625

Application/Control Number: 12/575,259
Art Unit: 2625

Page 8

sks

Notice of References Cited	Application/Control No. 12/575,259	Applicant(s)/Patent Under Reexamination VLEURINCK ET AL.	
	Examiner SATWANT K. SINGH	Art Unit 2625	Page 1 of 1

U.S. PATENT DOCUMENTS

*		Document Number Country Code-Number-Kind Code	Date MM-YYYY	Name	Classification
*	A	US-6,351,275	02-2002	Ayling et al.	347/171
*	B	US-6,424,429	07-2002	Takahashi et al.	358/1.16
*	C	US-7,031,005	04-2006	Nakanishi, Kanji	358/1.15
*	D	US-6,835,013	12-2004	Dunn et al.	400/615.2
*	E	US-6,816,281	11-2004	Ayling et al.	358/1.16
*	F	US-6,705,218	03-2004	Rapp, Carl J.	101/35
*	G	US-6,166,826	12-2000	Yokoyama, Shoji	358/1.16
*	H	US-5,816,717	10-1998	Beadman et al.	400/83
*	I	US-5,813,779	09-1998	Palmer et al.	400/615.2
	J	US-			
	K	US-			
	L	US-			
	M	US-			


FOREIGN PATENT DOCUMENTS

*		Document Number Country Code-Number-Kind Code	Date MM-YYYY	Country	Name	Classification
	N					
	O					
	P					
	Q					
	R					
	S					
	T					

NON-PATENT DOCUMENTS


*		Include as applicable: Author, Title Date, Publisher, Edition or Volume, Pertinent Pages)
	U	
	V	
	W	
	X	

*A copy of this reference is not being furnished with this Office action. (See MPEP § 707.05(a).)
Dates in MM-YYYY format are publication dates. Classifications may be US or foreign.

<i>Index of Claims</i> 	Application/Control No. 12575259	Applicant(s)/Patent Under Reexamination VLEURINCK ET AL.
	Examiner SATWANT K SINGH	Art Unit 2625


✓	Rejected	-	Cancelled	N	Non-Elected	A	Appeal
=	Allowed	÷	Restricted	I	Interference	O	Objected

<input type="checkbox"/> Claims renumbered in the same order as presented by applicant <input type="checkbox"/> CPA <input type="checkbox"/> T.D. <input type="checkbox"/> R.1.47									
CLAIM		DATE							
Final	Original	09/17/2010							
	1	-							
	2	-							
	3	-							
	4	-							
	5	-							
	6	-							
	7	-							
	8	-							
	9	-							
	10	-							
	11	-							
	12	-							
	13	-							
	14	-							
	15	-							
	16	-							
	17	-							
	18	-							
	19	-							
	20	-							
	21	-							
	22	-							
	23	-							
	24	-							
	25	-							
	26	-							
	27	-							
	28	-							
	29	-							
	30	-							
	31	-							
	32	-							
	33	-							
	34	-							
	35	-							
	36	-							

<i>Index of Claims</i> 	Application/Control No. 12575259	Applicant(s)/Patent Under Reexamination VLEURINCK ET AL.
	Examiner SATWANT K SINGH	Art Unit 2625


✓	Rejected	-	Cancelled	N	Non-Elected	A	Appeal
=	Allowed	÷	Restricted	I	Interference	O	Objected

<input type="checkbox"/> Claims renumbered in the same order as presented by applicant <input type="checkbox"/> CPA <input type="checkbox"/> T.D. <input type="checkbox"/> R.1.47									
CLAIM		DATE							
Final	Original	09/17/2010							
	37	-							
	38	-							
	39	-							
	40	-							
	41	-							
	42	-							
	43	-							
	44	-							
	45	-							
	46	-							
	47	-							
	48	-							
	49	-							
	50	-							
	51	-							
	52	-							
	53	-							
	54	-							
	55	-							
	56	-							
	57	-							
	58	-							
	59	-							
	60	-							
	61	-							
	62	-							
	63	-							
	64	-							
	65	-							
	66	-							
	67	-							
	68	-							
	69	-							
	70	-							
	71	-							
	72	-							

<i>Index of Claims</i> 	Application/Control No. 12575259	Applicant(s)/Patent Under Reexamination VLEURINCK ET AL.
	Examiner SATWANT K SINGH	Art Unit 2625

✓	Rejected	-	Cancelled	N	Non-Elected	A	Appeal
=	Allowed	÷	Restricted	I	Interference	O	Objected

<input type="checkbox"/> Claims renumbered in the same order as presented by applicant <input type="checkbox"/> CPA <input type="checkbox"/> T.D. <input type="checkbox"/> R.1.47									
CLAIM		DATE							
Final	Original	09/17/2010							
	73	-							
	74	-							
	75	-							
	76	-							
	77	-							
	78	-							
	79	-							
	80	-							
	81	-							
	82	-							
	83	-							
	84	-							
	85	-							
	86	-							
	87	-							
	88	-							
	89	-							
	90	-							
	91	-							
	92	✓							
	93	✓							
	94	✓							
	95	✓							
	96	✓							
	97	✓							
	98	✓							
	99	✓							
	100	✓							

Search Notes 	Application/Control No. 12575259	Applicant(s)/Patent Under Reexamination VLEURINCK ET AL.
	Examiner SATWANT K SINGH	Art Unit 2625

SEARCHED			
Class	Subclass	Date	Examiner
358.	1.11-1.18	09/17/10	SKS

SEARCH NOTES		
Search Notes	Date	Examiner
Searched EAST	09/17/10	SKS

INTERFERENCE SEARCH			
Class	Subclass	Date	Examiner

--	--

Receipt date: 10/07/2009

12575259 - GAU: 2625

PTO/SB/08b (07-09)

Approved for use through 07/31/2012. OMB 0651-0031

U.S. Patent and Trademark Office, U.S. DEPARTMENT OF COMMERCE

Under the Paperwork Reduction Act of 1995, no persons are required to respond to a collection of information unless it contains a valid OMB control number.

Substitute for form 1449/PTO				Complete if Known	
INFORMATION DISCLOSURE STATEMENT BY APPLICANT <i>(Use as many sheets as necessary)</i>				Application Number	Not Yet Assigned
				Filing Date	Concurrently Herewith
				First Named Inventor	Jos Vleurinck
				Art Unit	Not Yet Assigned
				Examiner Name	Not Yet Assigned
Sheet	1	of	3	Attorney Docket Number	31118/DY0201A

U.S. PATENT DOCUMENTS					
Examiner Initials*	Cite No. ¹	Document Number Number-Kind Code ² (if known)	Publication Date MM-DD-YYYY	Name of Patentee or Applicant of Cited Document	Pages, Columns, Lines, Where Relevant Passages or Relevant Figures Appear
	A*	5,360,277	11-01-1994	Matsubara et al.	
	B*	5,560,718	10-01-1996	Furuya	
	C*	5,857,789	01-12-1999	Day et al.	
	D*	5,885,012	03-23-1999	Hastings et al.	
	E*	5,967,675	10-19-1999	Hastings et al.	
	F*	6,030,377	03-14-2000	Christopher et al.	
	G*	6,293,717	09-25-2001	Kurashina	
	H*	6,302,603	10-16-2001	Akaiwa et al.	
	I*	6,381,027	04-30-2002	Tanaka	
	J*	6,928,619	08-2005	Clow et al.	
	J*	7,126,716	10-24-2006	Kaufman et al.	
	K*	7,284,920	10-23-2007	Waldal	
	L*	7,386,803	06-2008	Clow et al.	
	M*	2004/0036915	05-13-2003	Vleurinck et al.	
	N*	2007/0187508	08-2007	Takayama	
	P*	2007/0195337	08-2007	Takayama et al.	

FOREIGN PATENT DOCUMENTS					
Examiner Initials*	Cite No. ¹	Foreign Patent Document Country Code ³ -Number ⁴ -Kind Code ⁵ (if known)	Publication Date MM-DD-YYYY	Name of Patentee or Applicant of Cited Document	Pages, Columns, Lines, Where Relevant Passages Or Relevant Figures Appear
	P**	EP-0 578 372 B1	09-04-1996	Essetle N.V.	
	Q**	EP-0 592 198 A2	04-13-1994	Seiko Epson Corporation	
	R**	EP-0 641 663 A2	03-08-1995	Brother Kogyo Kabushiki Kaisha	
	S**	EP-0 641 663 B1	12-12-2001	Brother Kogyo Kabushiki	
	T**	EP-0 650 841 A2	05-03-1995	Casio Computer Company Limited	
	U**	EP-0 661 656 A2	07-05-1995	Brother Kogyo Kabushiki Kaisha	

Examiner Signature	/Satwant Singh/	Date Considered	09/13/2010
--------------------	-----------------	-----------------	------------

*EXAMINER: Initial if reference considered, whether or not citation is in conformance with MPEP 609. Draw line through citation if not in conformance and not considered. Include copy of this form with next communication to applicant. * CITE NO.: Those application(s) which are marked with an single asterisk (*) next to the Cite No. are not supplied (under 37 CFR 1.98(a)(2)(iii)) because that application was filed after June 30, 2003 or is available in the IFW. ¹ Applicant's unique citation designation number (optional). ² See Kinds Codes of USPTO Patent Documents at www.uspto.gov or MPEP 901.04. ³ Enter Office that issued the document, by the two-letter code (WIPO Standard ST.3). ⁴ For Japanese patent documents, the indication of the year of the reign of the Emperor must precede the serial number of the patent document. ⁵ Kind of document by the appropriate symbols as indicated on the document under WIPO Standard ST.16 if possible. ⁶ Applicant is to place a check mark here if English language Translation is attached.

** - Copy of reference was provided in parent application US 10/436,363, to which this application claims priority under 35 U.S.C. § 120.

I hereby certify that this paper (along with any paper referred to as being attached or enclosed) is being transmitted via the Office electronic filing system in accordance with § 1.6(a)(4).	
Dated: October 7, 2009	Signature: <u>Jeremy R. Kriegel</u> (Jeremy R. Kriegel)

ALL REFERENCES CONSIDERED EXCEPT WHERE LINED THROUGH. /S.S./

Receipt date: 10/07/2009

12575259 - GAU: 2625

PTO/SB/08b (07-09)

Approved for use through 07/31/2012. OMB 0651-0031

U.S. Patent and Trademark Office: U.S. DEPARTMENT OF COMMERCE

Under the Paperwork Reduction Act of 1995, no persons are required to respond to a collection of information unless it contains a valid OMB control number.

Substitute for form 1449/PTO INFORMATION DISCLOSURE STATEMENT BY APPLICANT <i>(Use as many sheets as necessary)</i>				Complete if Known	
				Application Number	Not Yet Assigned
				Filing Date	Concurrently Herewith
				First Named Inventor	Jos Vleurinck
				Art Unit	N/A
				Examiner Name	Not Yet Assigned
Sheet	2	of	3	Attorney Docket Number	31118/DY0201A

U.S. PATENT DOCUMENTS					
Examiner Initials*	Cite No. ¹	Document Number Number-Kind Code ² (if known)	Publication Date MM-DD-YYYY	Name of Patentee or Applicant of Cited Document	Pages, Columns, Lines, Where Relevant Passages or Relevant Figures Appear

FOREIGN PATENT DOCUMENTS						
Examiner Initials*	Cite No. ¹	Foreign Patent Document Country Code ³ -Number ⁴ -Kind Code ⁵ (if known)	Publication Date MM-DD-YYYY	Name of Patentee or Applicant of Cited Document	Pages, Columns, Lines, Where Relevant Passages Or Relevant Figures Appear	T ⁶
	V**	EP-0 745 487 A1	12-04-1996	Seiko Epson Corporation		
	W**	EP-0 760 291 A2	03-05-1997	Esselte N.V.		
	X**	EP-0 816 105 B1	11-07-2001	Esselte N.V.		
	Y**	EP-0 875 388 A2	11-04-1998	Seiko Epson Corporation		
	Z**	EP-0 885 733 A2	12-23-1998	Esselte N.V.		
	AA**	EP-1 039 410 A1	09-27-2000	Hewlett-Packard Company		
	AB**	EP-1 072 423 A2	01-31-2001	Esselte N.V.		
	AC**	EP-1 125 750 A2	08-22-2001	Esselte N.V.		
	AD**	EP-1 201 444 A2	05-02-2002	Esselte N.V.		
	AE**	GB 2314955 A	01-14-1998	Esselte N.V.		
	AF**	WO-01/14146 A1	03-01-2001	Zebra Technologies Corporation		

Examiner Signature	/Satwant Singh/	Date Considered	09/13/2010
--------------------	-----------------	-----------------	------------

*EXAMINER: Initial if reference considered, whether or not citation is in conformance with MPEP 609. Draw line through citation if not in conformance and not considered. Include copy of this form with next communication to applicant. * CITE NO.: Those application(s) which are marked with an single asterisk (*) next to the Cite No. are not supplied (under 37 CFR 1.98(a)(2)(iii)) because that application was filed after June 30, 2003 or is available in the IFW. ¹ Applicant's unique citation designation number (optional). ² See Kinds Codes of USPTO Patent Documents at www.uspto.gov or MPEP 901.04. ³ Enter Office that issued the document, by the two-letter code (WIPO Standard ST.3). ⁴ For Japanese patent documents, the indication of the year of the reign of the Emperor must precede the serial number of the patent document. ⁵ Kind of document by the appropriate symbols as indicated on the document under WIPO Standard ST.16 if possible. ⁶ Applicant is to place a check mark here if English language Translation is attached.

** - Copy of reference was provided in parent application US 10/436,363, to which this application claims priority under 35 U.S.C. § 120.

ALL REFERENCES CONSIDERED EXCEPT WHERE LINED THROUGH. /S.S./

Receipt date: 10/07/2009

12575259 - GAU: 2625

PTO/SB/08b (07-09)

Approved for use through 07/31/2012. OMB 0651-0031

U.S. Patent and Trademark Office; U.S. DEPARTMENT OF COMMERCE

Under the Paperwork Reduction Act of 1995, no persons are required to respond to a collection of information unless it contains a valid OMB control number.

Substitute for form 1449/PTO				Complete if Known	
INFORMATION DISCLOSURE STATEMENT BY APPLICANT <i>(Use as many sheets as necessary)</i>				Application Number	Not Yet Assigned
				Filing Date	Concurrently Herewith
				First Named Inventor	Jos Vleurinck
				Art Unit	N/A
				Examiner Name	Not Yet Assigned
Sheet	3	of	3	Attorney Docket Number	31118/DY0201A

NON PATENT LITERATURE DOCUMENTS			
Examiner Initials	Cite No. ¹	Include name of the author (in CAPITAL LETTERS), title of the article (when appropriate), title of the item (book, magazine, journal, serial, symposium, catalog, etc.), date, page(s), volume-issue number(s), publisher, city and/or country where published.	T ²
	AG	Office Action from German application DE 203 07 514.5, mailed January 19, 2004 (3 pages).	
	AH	European Search Report from EP 03252962.0, dated February 15, 2006 (3 pages).	

Examiner Signature	/Satwant Singh/	Date Considered	09/13/2010
--------------------	-----------------	-----------------	------------

*EXAMINER: Initial if reference considered, whether or not citation is in conformance with MPEP 609. Draw line through citation if not in conformance and not considered. Include copy of this form with next communication to applicant.

¹Applicant's unique citation designation number (optional). ²Applicant is to place a check mark here if English language Translation is attached.

ALL REFERENCES CONSIDERED EXCEPT WHERE LINED THROUGH. /S.S./



UNITED STATES PATENT AND TRADEMARK OFFICE

UNITED STATES DEPARTMENT OF COMMERCE
 United States Patent and Trademark Office
 Address: COMMISSIONER FOR PATENTS
 P.O. Box 1450
 Alexandria, Virginia 22313-1450
 www.uspto.gov

BIB DATA SHEET

CONFIRMATION NO. 9643

SERIAL NUMBER	FILING or 371(c) DATE	CLASS	GROUP ART UNIT	ATTORNEY DOCKET NO.		
12/575,259	10/07/2009	358	2625	31118/DY0201A		
RULE						
APPLICANTS Jos VLEURINCK, Oordegem, BELGIUM; Dirk WINNE, Loppem, BELGIUM; Edward Philip DUFFY, Royston, UNITED KINGDOM; ** CONTINUING DATA ***** This application is a CON of 10/436,363 05/13/2003 PAT 7,616,338 ** FOREIGN APPLICATIONS ***** UNITED KINGDOM GB 0210917.1 05/13/2002 UNITED KINGDOM GB 0301123.6 01/17/2003 UNITED KINGDOM GB 0303625.8 02/17/2003 ** IF REQUIRED, FOREIGN FILING LICENSE GRANTED ** 10/20/2009						
Foreign Priority claimed <input checked="" type="checkbox"/> Yes <input type="checkbox"/> No 35 USC 119(a-d) conditions met <input checked="" type="checkbox"/> Yes <input type="checkbox"/> No Verified and Acknowledged <u>/SATWANT K SINGH/</u> Examiner's Signature		<input type="checkbox"/> Met after Allowance SKS Initials	STATE OR COUNTRY BELGIUM	SHEETS DRAWINGS 10	TOTAL CLAIMS 9	INDEPENDENT CLAIMS 3
ADDRESS MARSHALL, GERSTEIN & BORUN LLP 233 SOUTH WACKER DRIVE 6300 WILLIS TOWER CHICAGO, IL 60606-6357 UNITED STATES						
TITLE LABEL PRINTER						
FILING FEE RECEIVED 1090	FEES: Authority has been given in Paper No. _____ to charge/credit DEPOSIT ACCOUNT No. _____ for following:			<input type="checkbox"/> All Fees <input type="checkbox"/> 1.16 Fees (Filing) <input type="checkbox"/> 1.17 Fees (Processing Ext. of time) <input type="checkbox"/> 1.18 Fees (Issue) <input type="checkbox"/> Other _____ <input type="checkbox"/> Credit		

EAST Search History

EAST Search History (Prior Art)

Ref #	Hits	Search Query	DBs	Default Operator	Plurals	Time Stamp
L1	15	(("5360277") or ("5560718") or ("5857789") or ("5885012") or ("5967675") or ("6038377") or ("6293717") or ("6302603") or ("6381027") or ("6928619") or ("7126716") or ("7284920") or ("7386803") or ("20040036915") or ("20070187508") or ("20070195337")).PN.	US-PGPUB; USPAT	OR	OFF	2010/09/17 09:21
L2	0	"6038377".pn.	US-PGPUB; USPAT	OR	ON	2010/09/17 09:23
L5	214	reprint\$3 with label	US-PGPUB; USPAT	OR	ON	2010/09/17 12:26
L6	26022	stor\$3 with label	US-PGPUB; USPAT	OR	ON	2010/09/17 12:26
L7	3259	edit\$4 with label	US-PGPUB; USPAT	OR	ON	2010/09/17 12:26
L8	2	5 same 6 same 7	US-PGPUB; USPAT	OR	ON	2010/09/17 12:27
L9	369	6 same 7	US-PGPUB; USPAT	OR	ON	2010/09/17 12:27
L10	4	5 and 9	US-PGPUB; USPAT	OR	ON	2010/09/17 12:27
L11	118	9 same print\$4	US-PGPUB; USPAT	OR	ON	2010/09/17 12:28
L13	248	label with (stor\$3 or archiv \$3) with ((predetermin\$3 or fixed or determin\$3 or planned or threshold) near5 number)	US-PGPUB; USPAT	OR	ON	2010/09/17 12:52

L14	1	label with (stor\$3 or archiv\$3) with ((predetermin\$3 or fixed or determin\$3 or planned or threshold) near5 number) with (previous\$2 with print\$3)	US-PGPUB; USPAT	OR	ON	2010/09/17 12:52
L15	12	13 and reprint\$3	US-PGPUB; USPAT	OR	ON	2010/09/17 12:53
L16	410	(memory or stor\$3) with (maximum or predertmin\$3 or threshold) with label	US-PGPUB; USPAT	OR	ON	2010/09/17 12:57
L17	27	16 same (delet\$3 or remov\$3 or overwrit\$3) with label	US-PGPUB; USPAT	OR	ON	2010/09/17 12:58
L18	27	16 same ((delet\$3 or remov\$3 or overwrit\$3) with label)	US-PGPUB; USPAT	OR	ON	2010/09/17 12:58
L19	2	(delet\$3 or remov\$3 or overwrit\$3) with label with oldest	US-PGPUB; USPAT	OR	ON	2010/09/17 13:01
L20	214	reprint\$3 with label	US-PGPUB; USPAT	OR	ON	2010/09/17 13:14
L21	1	20 and ((delet\$3 or overwrit\$3) with (oldest near7 label))	US-PGPUB; USPAT	OR	ON	2010/09/17 13:15
L22	20	20 and ((delet\$3 or overwrit\$3) with label)	US-PGPUB; USPAT	OR	ON	2010/09/17 13:16
L23	1725	reprint\$3 with (label or image)	US-PGPUB; USPAT	OR	ON	2010/09/17 13:19
L24	242	23 and ((delet\$3 or overwrit\$3) with (label or image))	US-PGPUB; USPAT	OR	ON	2010/09/17 13:19
L25	7	23 and ((delet\$3 or overwrit\$3) with oldest with (label or image))	US-PGPUB; USPAT	OR	ON	2010/09/17 13:19
L26	1	09/628,808	US-PGPUB; USPAT	OR	ON	2010/09/17 14:42
L27	1	09/628,807	US-PGPUB; USPAT	OR	ON	2010/09/17 14:49
L28	11	("5020928" "5441586" "5575573" "5595447" "5833379" "5947619" "5951174" "6007262" "6129466" "6351275" "6538765").PN. OR ("6816281").URPN.	US-PGPUB; USPAT; USOCR	OR	ON	2010/09/17 14:50

L29	4	("5947819").PN. OR ("6351275").URPN.	US-PGPUB; USPAT; USOCR	OR	ON	2010/09/17 14:54
S1	1	"12575259"	US-PGPUB; USPAT	OR	ON	2010/09/13 15:14
S2	2	"10436363"	US-PGPUB; USPAT	OR	ON	2010/09/13 15:14
S3	2116	(label near5 print\$3) same (memory or stor\$3) same control\$4	US-PGPUB; USPAT	OR	ON	2010/09/15 13:03
S4	195	(memory or stor\$3) with (print\$3 near5 image) with reprint\$3	US-PGPUB; USPAT	OR	ON	2010/09/15 13:12
S5	4	S3 same S4	US-PGPUB; USPAT	OR	ON	2010/09/15 13:13
S6	11	S3 and S4	US-PGPUB; USPAT	OR	ON	2010/09/15 13:14
S7	1249	(memory or stor\$3) with reprint\$3	US-PGPUB; USPAT	OR	ON	2010/09/15 13:14
S8	11	S3 same S7	US-PGPUB; USPAT	OR	ON	2010/09/15 13:14
S9	48	print\$3 same (input\$4 near5 image) same (memory or stor\$3) same reprint\$3	US-PGPUB; USPAT	OR	ON	2010/09/15 13:19
S10	3	S9 and label	US-PGPUB; USPAT	OR	ON	2010/09/15 13:21
S11	66367	(memory or stor\$3) with (predetermin\$3 with number)	US-PGPUB; USPAT	OR	ON	2010/09/15 13:27
S12	2	S9 and S11	US-PGPUB; USPAT	OR	ON	2010/09/15 13:27
S13	2	print\$3 same (input\$4 near5 image) same (memory or stor\$3) same reprint\$3 same edit\$4	US-PGPUB; USPAT	OR	ON	2010/09/15 14:24
S14	4	(input\$4 near5 image) same (memory or stor\$3) same reprint\$3 same edit \$4	US-PGPUB; USPAT	OR	ON	2010/09/15 14:24
S15	21	(memory or stor\$3) same reprint\$3 same (edit\$4 near5 image)	US-PGPUB; USPAT	OR	ON	2010/09/15 14:26
S16	3	S15 and label	US-PGPUB; USPAT	OR	ON	2010/09/15 14:33
S17	7	edit\$3 with reprint\$3 with (image near5 data)	US-PGPUB; USPAT	OR	ON	2010/09/16 10:36

S18	9	edit\$3 same (reprint\$3 with (image near5 data))	US-PGPUB; USPAT	OR	ON	2010/09/16 10:39
S19	2	S18 not S17	US-PGPUB; USPAT	OR	ON	2010/09/16 10:39
S20	15	edit\$3 same ((stor\$3 or memory) with (image near5 data)) same reprint \$4	US-PGPUB; USPAT	OR	ON	2010/09/16 10:42
S21	666	printer with (medi\$3 near4 slot)	US-PGPUB; USPAT	OR	ON	2010/09/16 12:59
S22	496	S21 and (stor\$3 or archiv \$3) with (image ner5 data)	US-PGPUB; USPAT	OR	ON	2010/09/16 13:00
S23	15	S22 and reprint\$3	US-PGPUB; USPAT	OR	ON	2010/09/16 13:00
S24	23	label with print\$3 with (stor\$3 or archiv\$3) with (predetermin\$3 near5 number)	US-PGPUB; USPAT	OR	ON	2010/09/16 13:17
S25	3771	((label or tape) near5 print \$3) same (memory or stor \$3) same control\$4	US-PGPUB; USPAT	OR	ON	2010/09/16 13:18
S26	195	(memory or stor\$3) with (print\$3 near5 image) with reprint\$3	US-PGPUB; USPAT	OR	ON	2010/09/16 13:18
S27	4	S25 same S26	US-PGPUB; USPAT	OR	ON	2010/09/16 13:18
S28	12	S25 and S26	US-PGPUB; USPAT	OR	ON	2010/09/16 13:18
S29	48	print\$3 same (input\$4 near5 image) same (memory or stor\$3) same reprint\$3	US-PGPUB; USPAT	OR	ON	2010/09/16 13:19
S30	14	S29 and (label or tape)	US-PGPUB; USPAT	OR	ON	2010/09/16 13:19
S31	21	(memory or stor\$3) same reprint\$3 same (edit\$4 near5 image)	US-PGPUB; USPAT	OR	ON	2010/09/16 13:19
S32	6	S31 and (label or tape)	US-PGPUB; USPAT	OR	ON	2010/09/16 13:19
S33	422	(label or image) with print \$3 with (stor\$3 or archiv \$3) with (predetermin\$3 near5 number)	US-PGPUB; USPAT	OR	ON	2010/09/16 13:21

S34	227	(label or image) with print\$3 with (stor\$3 or archiv\$3) with (predetermin\$3 near5 number near5 (label or image))	US-PGPUB; USPAT	OR	ON	2010/09/16 13:28
S35	2	S34 and ((delet\$3 or remov\$3) with (oldest near6 (label or image)))	US-PGPUB; USPAT	OR	ON	2010/09/16 13:29
S36	69	label with print\$3 with (stor\$3 or archiv\$3) with ((predetermin\$3 or fixed or determin\$3 or planned or threshold) near5 number)	US-PGPUB; USPAT	OR	ON	2010/09/16 13:32
S37	46	S36 not S24	US-PGPUB; USPAT	OR	ON	2010/09/16 13:32

EAST Search History (I nterference)

< This search history is empty >

9/ 17/ 10 2:55:33 PM**C:\ Documents and Settings\ ssingh1\ My Documents\ EAST\ Workspaces\ 12575259.wsp**

IN THE UNITED STATES PATENT AND TRADEMARK OFFICE

APPLICANT: Vleurinck, et al.)

APPLICATION NO.: 12/575,259)

FILED: October 7, 2009)

FOR: A LABEL PRINTER)

EXAMINER: Singh)

ART UNIT: 2625)

CONFIRMATION NO.: 9643)

Certificate of Electronic Submission

) I hereby certify that this paper (along with any paper
) referred to as being attached or enclosed) is being
) transmitted via the Office electronic filing system
) in accordance with 37 CFR § 1.6(a)(4) on
) December 23, 2010.

) 
) Jeremy R. Kriegel, Reg. No. 39,257

AMENDMENT

MS Amendments
Commissioner for Patents
P.O. Box 1450
Alexandria, VA 22313-1450

Dear Sir or Madam:

This Amendment is in response to the Office action mailed on September 23, 2010.

Amendments to the Claims are reflected in the Listing of Claims that begins on page 2
of this Amendment.

The **Remarks** section begins on page 6 of this Amendment.

The following Listing of Claims replaces all prior listings, and versions, of claims in the subject patent application.

Listing of Claims:

1-91 (Canceled).

92 (Previously presented). A label printer for printing an image on an image receiving medium, said label printer comprising:

- an input configured to input said image to be printed;
- a printer configured to print said image on the image receiving medium;
- a memory configured to store a plurality of images; and
- a controller configured to control said label printer,

wherein said controller is further configured to control the memory to store an image in said memory each time an image is printed, said input is further configured to recall one of said stored images, and said printer is further configured to one of edit and reprint said recalled stored image.

93 (Previously presented). A label printer as claimed in claim 92, wherein said memory is arranged to store a maximum of N previously printed labels.

94 (Previously presented). A label printer as claimed in claim 93, wherein the controller is configured such that, when the number of labels printed is greater than N, the oldest label is deleted.

95 (Previously presented). A label printer as claimed in claim 93, wherein said memory has N memory locations for storing said printed images.

96 (Previously presented). A label printer as claimed in claim 92, wherein said controller is configured to determine whether more than one copy of an image is printed and, if so, to store said image only once in said memory.

97 (Previously presented). A label printer as claimed in claim 92, wherein said controller is configured to determine whether a current printed image is the same as an image previously printed and, if so, to ensure that the memory only stores only one version of said image.

98. (Previously presented). A label printer as claimed in claim 97, wherein the previously stored image which is the same as the current image is deleted and the current image is stored in said memory.

99. (Previously presented). A method for printing an image on an image receiving medium comprising the steps of:

inputting the image to be printed;

printing the image on the image receiving medium;

storing a plurality of images, such that each time an image is printed said image is stored;

and

recalling one of said stored images, wherein the method further comprises one of editing and reprinting said recalled stored image.

100 (Previously presented). A label printer for printing an image on an image receiving medium, said label printer comprising:

input means for inputting said image to be printed;

printing means for printing said image on the image receiving medium;

memory means for storing a plurality of images; and

control means for controlling said label printer,

wherein said control means is for controlling the memory means to store an image in said memory means each time an image is printed, said input means comprises means for recalling one of said stored images, and said print means is for one of editing and reprinting said recalled stored image.

101 (New). A method as claimed in claim 99, comprising storing a maximum of N previously printed labels.

102 (New). A method as claimed in claim 101, wherein when the number of labels stored is greater than N, the oldest label is deleted.

103(New). A method as claimed in claim 101, comprising storing said printed images in N memory locations.

104(New). A method as claimed in claim 99, comprising determining whether more than one copy of an image is printed and, if so, to store said image only once in said memory.

105(New). A method as claimed in claim 99, comprising determining whether a current printed image is the same as an image previously printed and, if so, to ensure that only one version of said image is stored.

106(New). A method as claimed in claim 105, wherein the previously stored image which is the same as the current image is deleted and the current image is stored in said memory.

REMARKS

This Amendment is in response to the Office action mailed September 23, 2010. It is believed that no fees are due in connection with the present Amendment. However, in the event any fees are due, kindly charge the cost thereof to our Deposit Account No. 13-2855.

Status of the Claims

Claims 92-106 are pending in the application. Claims 101-106 are added by the present Amendment, and are method claims based on dependent apparatus claims 93 to 98, respectively. As such, it is respectfully submitted that claims 101-106 are fully supported by the application as-filed and do not add any new matter.

Response to Rejections Under 35 USC § 102

Claims 92-95, 99 and 100 were rejected as allegedly anticipated by Ayling et al., US Patent No. 6,351,275 ("Ayling"). Ayling discloses a tape printer that is capable of printing foreground image data overlying background image data. In the described embodiment, a controller is operable to generate print data simultaneously for printing the selected background characters or symbols as grey shaded characters, and for printing the foreground text overlying the background characters. The controller of Ayling generates print data on a column-by-column basis by generating a background print column and a foreground print column to generate each column of print data. In the described embodiment of the Ayling reference, the logical combining operation is a logical "OR" action (*see* col. 2, lines 8-17 of the Ayling reference).

As discussed in lines 48 to 60 of column 4 and shown in Figure 3 of Ayling, the label printer has a working portion of the RAM, labeled 102 in Figure 3. There is also a storage portion 104 of the RAM, to which labels can be transferred from the working portion if they are

to be saved. In Ayling, for a label to be stored the user must press a save key (*see* col. 3, line 30 of Ayling). Therefore, in Ayling, if a user is working on a label (*i.e.* the label is being temporarily stored in the working portion of the RAM), and that label is subsequently printed, then it will not be saved to the storage portion of the RAM unless the user also presses the save key. It is therefore respectfully submitted that Ayling does not disclose the feature recited in Applicants' Claim 92 of "wherein said controller is further configured to control the memory to store an image in said memory each time an image is printed". Claim 92 is therefore not anticipated by Ayling, and withdrawal of the rejection is respectfully solicited.

There are advantages associated with this novel feature of Applicants' claim 92 (and claims depending therefrom). For example when preparing a label a user may forget to save it. If the user wishes to reprint that label then the unsaved label data will have to be re-entered by the user. This is time consuming and inconveniences the user. This is particularly disadvantageous if the user frequently forgets to save his or her labels.

Another advantage of Applicants' claimed label printer and method obviates the need for a user to carry out a separate "save" operation. This saves time for the user. Furthermore, in practice, consecutive labels that are printed by a user may differ only slightly in contents or appearance. In embodiments of the Applicants' claimed label printer and methods, the user can recall previously printed labels (such as the last printed label) and then make any edits necessary to that label before it is printed again. Again this saves time for the user and is thus convenient.

Response to Rejections Under 35 USC § 103

Claims 96-98 were rejected under 35 USC § 103 as allegedly unpatentable over Ayling in view of Takahashi et al., US Patent No. 6,424,429 ("Takahashi"). As to claim 96, the Office action concedes that Ayling does not teach a label printer wherein the controller is configured to

determine whether more than one copy of an image is printed, and if so, to store the image only once in the memory. According to the Office action, Takahashi's teaching of a server that checks whether the document data sent from the copying machine has any relativity with the document data already accumulated in an infinite memory server and Web IMS, at col. 22, lines 1-30 of Takahashi, would have made it obvious to one of ordinary skill in the art to combine the teachings of Ayling with the teaching of Takahashi to prevent the wasteful use of the memory by only saving one version of the printed image.

As to claim 97, the Office action concedes that Ayling does not teach a label printer wherein the controller is configured to determine whether a current printed image is the same as an image previously printed and, if so, to ensure that the memory only stores one version of the image. However, according to the Office action, Takahashi's teaching of a controller configured to determine if new document data is completely the same as any existing document data, and if so, delete the new document data from the infinite memory, at col. 22, lines 19-30 of Takahashi, would have made it obvious to one of ordinary skill in the art to combine the teachings of Ayling with the teaching of Takahashi to prevent the wasteful use of the memory by only saving one version of the printed image.

As to claim 98, the Office action concedes that Ayling fails to teach a label printer wherein the previously stored image which is the same as the current image is deleted and the current image is stored in memory. However, according to the Office action, Takahashi's teaching of identification of new document data as updated document data and that a portion of the document data other than the updated portion is deleted from the infinite memory server, at col. 22, lines 31-49 of Takahashi, would have made it obvious to one of ordinary skill in the art

to combine the teachings of Ayling with the teaching of Takahashi to prevent the wasteful use of the memory by only saving the current/updated version of the printed image.

It is respectfully submitted that one of ordinary skill in the art would not attempt to combine or modify Ayling according to Takahashi in the manner proposed, and even if they were to attempt to modify or combine them, the proposed combination would be inoperable. Contrary to the characterizations of the reference in the Office action that “Takahashi teaches a label printer”, it is respectfully submitted that Takahashi does not have any discussion about the printing of labels. Rather, the reference is directed to a file system including a networked copy machine. Furthermore, to the extent the copy machine is considered a printer, the components that perform the operations of the file system relied upon in the Office action do not even reside on the copy machine, but rather, take place in a server¹² that is external to the copy machine.

As to the rejection of claim 96, the portion of Takahashi relied upon in the Office action discloses making only an initial determination as to whether the document data sent by a copy machine has “any relativity with” document data already accumulated in the infinite memory server and Web IMS in correlation to the same user ID in the database, and if it is determined that there is some relativity, the server appends link information to both data, accumulates the data, and subjects the document data received from the copy machine to OCR processing to obtain keywords, in order to then determine whether the images are the same. The printed images disclosed in Ayling are overlapping images. It is respectfully submitted that one of ordinary skill in the art as of the Applicants’ filing date would not have known how to perform OCR processing on images that overlaid one another in a manner that would permit the extraction of keywords therefrom. Without further teaching, it is submitted that one of ordinary skill in the art would have understood that OCR processing would be capable of being performed

only on text that is *not* over-written on other text, as the overlapping text would not be capable of being parsed into separate and distinct keywords by then-known OCR detection devices.

As to the rejection of claim 97, the relied upon portion of Takahashi is based on an OCR processing in order to compare new document data to existing document data. As discussed above, inasmuch as Ayling is directed to overlapping text, it is respectfully submitted that one of ordinary skill in the art at the time of the Applicants' invention would not have made the proposed combination, as, without more, it would have been believed that OCR detection devices would not be capable of parsing overlapping text into distinct keywords. Thus, it is respectfully submitted one of ordinary skill in the art would have considered the proposed combination or modification of Ayling unworkable, and therefore claim 97 should be considered non-obvious over the art relied upon in the Office action.

As to claim 98, the portion of the Takahashi reference relied upon in the Office action is directed not toward identifying previously stored images that are the same as a current image, as recited in Applicants' claim, but rather, to determining that a new image has portions that are different from a previously stored image. For at least this reason, the proposed combination or modification of Ayling in view of Takahashi would not result in Applicants' claim 98. Moreover, as discussed above with respect to claims 96 and 97, it is respectfully submitted that Takahashi's disclosure of the use of OCR processing, which is understood from Takahashi to be used to make the determination as to whether there even is any document data in common between new document data and previously-stored document data, is incompatible with the overlapping text printing of Ayling. One of ordinary skill in the art at the time of Applicants' invention, without more information, would not have considered it possible to utilize OCR processing to identify keywords from overlapping text printed on a label surface.

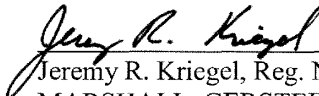
It is therefore respectfully submitted that a *prima facie* case of obviousness of claims 96-98 has not been established. Claims 96-98, as well as new method claims 104-106, are therefore believed to be in condition for allowance.

Conclusion

In view of the foregoing Remarks, the Examiner's careful reconsideration and favorable action are respectfully solicited.

Date: December 23, 2010

Respectfully submitted,



Jeremy R. Kriegel, Reg. No. 39,257
MARSHALL, GERSTEIN & BORUN LLP
233 South Wacker Drive, 6300 Willis Tower
Chicago, Illinois 60606
Tel. (312) 474-6300
Fax (312) 474-0448

Attorney for Applicants

Electronic Acknowledgement Receipt	
EFS ID:	9105460
Application Number:	12575259
International Application Number:	
Confirmation Number:	9643
Title of Invention:	LABEL PRINTER
First Named Inventor/Applicant Name:	Jos VLEURINCK
Customer Number:	04743
Filer:	Jeremy Robert Kriegel
Filer Authorized By:	
Attorney Docket Number:	31118/DY0201A
Receipt Date:	23-DEC-2010
Filing Date:	07-OCT-2009
Time Stamp:	10:39:02
Application Type:	Utility under 35 USC 111(a)

Payment information:

Submitted with Payment	no
------------------------	----

File Listing:

Document Number	Document Description	File Name	File Size(Bytes)/ Message Digest	Multi Part /.zip	Pages (if appl.)
1		DY0201Aamend.PDF	916129 ad51542d633ef4742445fa8d12ddbc8ffe1e6a99	yes	11

	Multipart Description/PDF files in .zip description		
	Document Description	Start	End
	Amendment/Req. Reconsideration-After Non-Final Reject	1	1
	Claims	2	5
	Applicant Arguments/Remarks Made in an Amendment	6	11
Warnings:			
Information:			
Total Files Size (in bytes):		916129	
<p>This Acknowledgement Receipt evidences receipt on the noted date by the USPTO of the indicated documents, characterized by the applicant, and including page counts, where applicable. It serves as evidence of receipt similar to a Post Card, as described in MPEP 503.</p> <p><u>New Applications Under 35 U.S.C. 111</u> If a new application is being filed and the application includes the necessary components for a filing date (see 37 CFR 1.53(b)-(d) and MPEP 506), a Filing Receipt (37 CFR 1.54) will be issued in due course and the date shown on this Acknowledgement Receipt will establish the filing date of the application.</p> <p><u>National Stage of an International Application under 35 U.S.C. 371</u> If a timely submission to enter the national stage of an international application is compliant with the conditions of 35 U.S.C. 371 and other applicable requirements a Form PCT/DO/EO/903 indicating acceptance of the application as a national stage submission under 35 U.S.C. 371 will be issued in addition to the Filing Receipt, in due course.</p> <p><u>New International Application Filed with the USPTO as a Receiving Office</u> If a new international application is being filed and the international application includes the necessary components for an international filing date (see PCT Article 11 and MPEP 1810), a Notification of the International Application Number and of the International Filing Date (Form PCT/RO/105) will be issued in due course, subject to prescriptions concerning national security, and the date shown on this Acknowledgement Receipt will establish the international filing date of the application.</p>			

Under the Paperwork Reduction Act of 1995, no persons are required to respond to a collection of information unless it displays a valid OMB control number.

PATENT APPLICATION FEE DETERMINATION RECORD Substitute for Form PTO-875					Application or Docket Number 12/575,259		Filing Date 10/07/2009		<input type="checkbox"/> To be Mailed							
APPLICATION AS FILED – PART I																
(Column 1)			(Column 2)			SMALL ENTITY <input type="checkbox"/>		OR		OTHER THAN SMALL ENTITY						
FOR		NUMBER FILED		NUMBER EXTRA		RATE (\$)		FEE (\$)		RATE (\$)		FEE (\$)				
<input type="checkbox"/> BASIC FEE (37 CFR 1.16(a), (b), or (c))		N/A		N/A		N/A				N/A						
<input type="checkbox"/> SEARCH FEE (37 CFR 1.16(k), (l), or (m))		N/A		N/A		N/A				N/A						
<input type="checkbox"/> EXAMINATION FEE (37 CFR 1.16(o), (p), or (q))		N/A		N/A		N/A				N/A						
TOTAL CLAIMS (37 CFR 1.16(i))		minus 20 =		*		X \$ =				OR		X \$ =				
INDEPENDENT CLAIMS (37 CFR 1.16(h))		minus 3 =		*		X \$ =				OR		X \$ =				
<input type="checkbox"/> APPLICATION SIZE FEE (37 CFR 1.16(s))		If the specification and drawings exceed 100 sheets of paper, the application size fee due is \$250 (\$125 for small entity) for each additional 50 sheets or fraction thereof. See 35 U.S.C. 41(a)(1)(G) and 37 CFR 1.16(s).														
<input type="checkbox"/> MULTIPLE DEPENDENT CLAIM PRESENT (37 CFR 1.16(j))																
* If the difference in column 1 is less than zero, enter "0" in column 2.																
APPLICATION AS AMENDED – PART II																
(Column 1)			(Column 2)			(Column 3)			SMALL ENTITY		OR		OTHER THAN SMALL ENTITY			
AMENDMENT	12/23/2010		CLAIMS REMAINING AFTER AMENDMENT		HIGHEST NUMBER PREVIOUSLY PAID FOR		PRESENT EXTRA		RATE (\$)		ADDITIONAL FEE (\$)		RATE (\$)		ADDITIONAL FEE (\$)	
	Total (37 CFR 1.16(i))		* 15		Minus ** 91		= 0		X \$ =				OR		X \$52= 0	
	Independent (37 CFR 1.16(h))		* 3		Minus ***3		= 0		X \$ =				OR		X \$220= 0	
	<input type="checkbox"/> Application Size Fee (37 CFR 1.16(s))												OR			
	<input type="checkbox"/> FIRST PRESENTATION OF MULTIPLE DEPENDENT CLAIM (37 CFR 1.16(j))												OR			
									TOTAL ADD'L FEE				OR		TOTAL ADD'L FEE 0	
(Column 1)			(Column 2)			(Column 3)			SMALL ENTITY		OR		OTHER THAN SMALL ENTITY			
AMENDMENT			CLAIMS REMAINING AFTER AMENDMENT		HIGHEST NUMBER PREVIOUSLY PAID FOR		PRESENT EXTRA		RATE (\$)		ADDITIONAL FEE (\$)		RATE (\$)		ADDITIONAL FEE (\$)	
	Total (37 CFR 1.16(i))		*		Minus **		=		X \$ =				OR		X \$ =	
	Independent (37 CFR 1.16(h))		*		Minus ***		=		X \$ =				OR		X \$ =	
	<input type="checkbox"/> Application Size Fee (37 CFR 1.16(s))												OR			
	<input type="checkbox"/> FIRST PRESENTATION OF MULTIPLE DEPENDENT CLAIM (37 CFR 1.16(j))												OR			
									TOTAL ADD'L FEE				OR		TOTAL ADD'L FEE	
* If the entry in column 1 is less than the entry in column 2, write "0" in column 3.																
** If the "Highest Number Previously Paid For" IN THIS SPACE is less than 20, enter "20".																
*** If the "Highest Number Previously Paid For" IN THIS SPACE is less than 3, enter "3".																
The "Highest Number Previously Paid For" (Total or Independent) is the highest number found in the appropriate box in column 1.																

Legal Instrument Examiner:
/CATHERINE d. SMITH/

This collection of information is required by 37 CFR 1.16. The information is required to obtain or retain a benefit by the public which is to file (and by the USPTO to process) an application. Confidentiality is governed by 35 U.S.C. 122 and 37 CFR 1.14. This collection is estimated to take 12 minutes to complete, including gathering, preparing, and submitting the completed application form to the USPTO. Time will vary depending upon the individual case. Any comments on the amount of time you require to complete this form and/or suggestions for reducing this burden, should be sent to the Chief Information Officer, U.S. Patent and Trademark Office, U.S. Department of Commerce, P.O. Box 1450, Alexandria, VA 22313-1450. DO NOT SEND FEES OR COMPLETED FORMS TO THIS ADDRESS. **SEND TO: Commissioner for Patents, P.O. Box 1450, Alexandria, VA 22313-1450.**

If you need assistance in completing the form, call 1-800-PTO-9199 and select option 2.



UNITED STATES PATENT AND TRADEMARK OFFICE

UNITED STATES DEPARTMENT OF COMMERCE
United States Patent and Trademark Office
Address: COMMISSIONER FOR PATENTS
P.O. Box 1450
Alexandria, Virginia 22313-1450
www.uspto.gov

APPLICATION NUMBER	PATENT NUMBER	GROUP ART UNIT	FILE WRAPPER LOCATION
12/575,259		2625	



Correspondence Address/Fee Address Change

The following fields have been set to Customer Number 11923 on 01/11/2011

- Correspondence Address
- Maintenance Fee Address
- Power of Attorney Address

The address of record for Customer Number 11923 is:

11923
Marshall, Gerstein & Borun LLP (Newell)
233 South Wacker Drive
6300 Willis Tower
Chicago, IL 60606



UNITED STATES PATENT AND TRADEMARK OFFICE

UNITED STATES DEPARTMENT OF COMMERCE
United States Patent and Trademark Office
Address: COMMISSIONER FOR PATENTS
P.O. Box 1450
Alexandria, Virginia 22313-1450
www.uspto.gov

NOTICE OF ALLOWANCE AND FEE(S) DUE

11923 7590 03/22/2011
Marshall, Gerstein & Borun LLP (Newell)
233 South Wacker Drive
6300 Willis Tower
Chicago, IL 60606

EXAMINER

SINGH, SATWANT K

ART UNIT

PAPER NUMBER

2625

DATE MAILED: 03/22/2011

APPLICATION NO.	FILING DATE	FIRST NAMED INVENTOR	ATTORNEY DOCKET NO.	CONFIRMATION NO.
12/575,259	10/07/2009	Jos VLEURINCK	31118/DY0201A	9643
TITLE OF INVENTION: LABEL PRINTER				

APPLN. TYPE	SMALL ENTITY	ISSUE FEE DUE	PUBLICATION FEE DUE	PREV. PAID ISSUE FEE	TOTAL FEE(S) DUE	DATE DUE
nonprovisional	NO	\$1510	\$300	\$0	\$1810	06/22/2011

THE APPLICATION IDENTIFIED ABOVE HAS BEEN EXAMINED AND IS ALLOWED FOR ISSUANCE AS A PATENT. PROSECUTION ON THE MERITS IS CLOSED. THIS NOTICE OF ALLOWANCE IS NOT A GRANT OF PATENT RIGHTS. THIS APPLICATION IS SUBJECT TO WITHDRAWAL FROM ISSUE AT THE INITIATIVE OF THE OFFICE OR UPON PETITION BY THE APPLICANT. SEE 37 CFR 1.313 AND MPEP 1308.

THE ISSUE FEE AND PUBLICATION FEE (IF REQUIRED) MUST BE PAID WITHIN THREE MONTHS FROM THE MAILING DATE OF THIS NOTICE OR THIS APPLICATION SHALL BE REGARDED AS ABANDONED. THIS STATUTORY PERIOD CANNOT BE EXTENDED. SEE 35 U.S.C. 151. THE ISSUE FEE DUE INDICATED ABOVE DOES NOT REFLECT A CREDIT FOR ANY PREVIOUSLY PAID ISSUE FEE IN THIS APPLICATION. IF AN ISSUE FEE HAS PREVIOUSLY BEEN PAID IN THIS APPLICATION (AS SHOWN ABOVE), THE RETURN OF PART B OF THIS FORM WILL BE CONSIDERED A REQUEST TO REAPPLY THE PREVIOUSLY PAID ISSUE FEE TOWARD THE ISSUE FEE NOW DUE.

HOW TO REPLY TO THIS NOTICE:

I. Review the SMALL ENTITY status shown above.

If the SMALL ENTITY is shown as YES, verify your current SMALL ENTITY status:

A. If the status is the same, pay the TOTAL FEE(S) DUE shown above.

B. If the status above is to be removed, check box 5b on Part B - Fee(s) Transmittal and pay the PUBLICATION FEE (if required) and twice the amount of the ISSUE FEE shown above, or

If the SMALL ENTITY is shown as NO:

A. Pay TOTAL FEE(S) DUE shown above, or

B. If applicant claimed SMALL ENTITY status before, or is now claiming SMALL ENTITY status, check box 5a on Part B - Fee(s) Transmittal and pay the PUBLICATION FEE (if required) and 1/2 the ISSUE FEE shown above.

II. PART B - FEE(S) TRANSMITTAL, or its equivalent, must be completed and returned to the United States Patent and Trademark Office (USPTO) with your ISSUE FEE and PUBLICATION FEE (if required). If you are charging the fee(s) to your deposit account, section "4b" of Part B - Fee(s) Transmittal should be completed and an extra copy of the form should be submitted. If an equivalent of Part B is filed, a request to reapply a previously paid issue fee must be clearly made, and delays in processing may occur due to the difficulty in recognizing the paper as an equivalent of Part B.

III. All communications regarding this application must give the application number. Please direct all communications prior to issuance to Mail Stop ISSUE FEE unless advised to the contrary.

IMPORTANT REMINDER: Utility patents issuing on applications filed on or after Dec. 12, 1980 may require payment of maintenance fees. It is patentee's responsibility to ensure timely payment of maintenance fees when due.

PART B - FEE(S) TRANSMITTAL

Complete and send this form, together with applicable fee(s), to: **Mail** Mail Stop ISSUE FEE
Commissioner for Patents
P.O. Box 1450
Alexandria, Virginia 22313-1450
or Fax (571)-273-2885

INSTRUCTIONS: This form should be used for transmitting the ISSUE FEE and PUBLICATION FEE (if required). Blocks 1 through 5 should be completed where appropriate. All further correspondence including the Patent, advance orders and notification of maintenance fees will be mailed to the current correspondence address as indicated unless corrected below or directed otherwise in Block 1, by (a) specifying a new correspondence address; and/or (b) indicating a separate "FEE ADDRESS" for maintenance fee notifications.

CURRENT CORRESPONDENCE ADDRESS (Note: Use Block 1 for any change of address)

11923 7590 03/22/2011
Marshall, Gerstein & Borun LLP (Newell)
233 South Wacker Drive
6300 Willis Tower
Chicago, IL 60606

Note: A certificate of mailing can only be used for domestic mailings of the Fee(s) Transmittal. This certificate cannot be used for any other accompanying papers. Each additional paper, such as an assignment or formal drawing, must have its own certificate of mailing or transmission.

Certificate of Mailing or Transmission

I hereby certify that this Fee(s) Transmittal is being deposited with the United States Postal Service with sufficient postage for first class mail in an envelope addressed to the Mail Stop ISSUE FEE address above, or being facsimile transmitted to the USPTO (571) 273-2885, on the date indicated below.

(Depositor's name)
(Signature)
(Date)

APPLICATION NO.	FILING DATE	FIRST NAMED INVENTOR	ATTORNEY DOCKET NO.	CONFIRMATION NO.
-----------------	-------------	----------------------	---------------------	------------------

12/575,259 10/07/2009 Jos VLEURINCK 31118/DY0201A 9643

TITLE OF INVENTION: LABEL PRINTER

APPLN. TYPE	SMALL ENTITY	ISSUE FEE DUE	PUBLICATION FEE DUE	PREV. PAID ISSUE FEE	TOTAL FEE(S) DUE	DATE DUE
nonprovisional	NO	\$1510	\$300	\$0	\$1810	06/22/2011

EXAMINER	ART UNIT	CLASS-SUBCLASS
SINGH, SATWANT K	2625	358-001180

1. Change of correspondence address or indication of "Fee Address" (37 CFR 1.363).

- ☐ Change of correspondence address (or Change of Correspondence Address form PTO/SB/122) attached.
- ☐ "Fee Address" indication (or "Fee Address" Indication form PTO/SB/47; Rev 03-02 or more recent) attached. **Use of a Customer Number is required.**

2. For printing on the patent front page, list

- (1) the names of up to 3 registered patent attorneys or agents OR, alternatively, 1 _____
- (2) the name of a single firm (having as a member a registered attorney or agent) and the names of up to 2 registered patent attorneys or agents. If no name is listed, no name will be printed. 2 _____
- 3 _____

3. ASSIGNEE NAME AND RESIDENCE DATA TO BE PRINTED ON THE PATENT (print or type)

PLEASE NOTE: Unless an assignee is identified below, no assignee data will appear on the patent. If an assignee is identified below, the document has been filed for recordation as set forth in 37 CFR 3.11. Completion of this form is NOT a substitute for filing an assignment.

(A) NAME OF ASSIGNEE

(B) RESIDENCE: (CITY and STATE OR COUNTRY)

Please check the appropriate assignee category or categories (will not be printed on the patent) : ☐ Individual ☐ Corporation or other private group entity ☐ Government

4a. The following fee(s) are submitted:

- ☐ Issue Fee
- ☐ Publication Fee (No small entity discount permitted)
- ☐ Advance Order - # of Copies _____

4b. Payment of Fee(s): (Please first reapply any previously paid issue fee shown above)

- ☐ A check is enclosed.
- ☐ Payment by credit card. Form PTO-2038 is attached.
- ☐ The Director is hereby authorized to charge the required fee(s), any deficiency, or credit any overpayment, to Deposit Account Number _____ (enclose an extra copy of this form).

5. Change in Entity Status (from status indicated above)

- ☐ a. Applicant claims SMALL ENTITY status. See 37 CFR 1.27. ☐ b. Applicant is no longer claiming SMALL ENTITY status. See 37 CFR 1.27(g)(2).

NOTE: The Issue Fee and Publication Fee (if required) will not be accepted from anyone other than the applicant; a registered attorney or agent; or the assignee or other party in interest as shown by the records of the United States Patent and Trademark Office.

Authorized Signature _____ Date _____

Typed or printed name _____ Registration No. _____

This collection of information is required by 37 CFR 1.311. The information is required to obtain or retain a benefit by the public which is to file (and by the USPTO to process) an application. Confidentiality is governed by 35 U.S.C. 122 and 37 CFR 1.14. This collection is estimated to take 12 minutes to complete, including gathering, preparing, and submitting the completed application form to the USPTO. Time will vary depending upon the individual case. Any comments on the amount of time you require to complete this form and/or suggestions for reducing this burden, should be sent to the Chief Information Officer, U.S. Patent and Trademark Office, U.S. Department of Commerce, P.O. Box 1450, Alexandria, Virginia 22313-1450. DO NOT SEND FEES OR COMPLETED FORMS TO THIS ADDRESS. SEND TO: Commissioner for Patents, P.O. Box 1450, Alexandria, Virginia 22313-1450.

Under the Paperwork Reduction Act of 1995, no persons are required to respond to a collection of information unless it displays a valid OMB control number.



UNITED STATES PATENT AND TRADEMARK OFFICE

UNITED STATES DEPARTMENT OF COMMERCE
United States Patent and Trademark Office
Address: COMMISSIONER FOR PATENTS
P.O. Box 1450
Alexandria, Virginia 22313-1450
www.uspto.gov

APPLICATION NO.	FILING DATE	FIRST NAMED INVENTOR	ATTORNEY DOCKET NO.	CONFIRMATION NO.
12/575,259	10/07/2009	Jos VLEURINCK	31118/DY0201A	9643
11923 7590 03/22/2011 Marshall, Gerstein & Borun LLP (Newell) 233 South Wacker Drive 6300 Willis Tower Chicago, IL 60606			EXAMINER SINGH, SATWANT K	
			ART UNIT 2625	PAPER NUMBER
DATE MAILED: 03/22/2011				

Determination of Patent Term Adjustment under 35 U.S.C. 154 (b) (application filed on or after May 29, 2000)

The Patent Term Adjustment to date is 0 day(s). If the issue fee is paid on the date that is three months after the mailing date of this notice and the patent issues on the Tuesday before the date that is 28 weeks (six and a half months) after the mailing date of this notice, the Patent Term Adjustment will be 0 day(s).

If a Continued Prosecution Application (CPA) was filed in the above-identified application, the filing date that determines Patent Term Adjustment is the filing date of the most recent CPA.

Applicant will be able to obtain more detailed information by accessing the Patent Application Information Retrieval (PAIR) WEB site (<http://pair.uspto.gov>).

Any questions regarding the Patent Term Extension or Adjustment determination should be directed to the Office of Patent Legal Administration at (571)-272-7702. Questions relating to issue and publication fee payments should be directed to the Customer Service Center of the Office of Patent Publication at 1-(888)-786-0101 or (571)-272-4200.

Privacy Act Statement

The Privacy Act of 1974 (P.L. 93-579) requires that you be given certain information in connection with your submission of the attached form related to a patent application or patent. Accordingly, pursuant to the requirements of the Act, please be advised that: (1) the general authority for the collection of this information is 35 U.S.C. 2(b)(2); (2) furnishing of the information solicited is voluntary; and (3) the principal purpose for which the information is used by the U.S. Patent and Trademark Office is to process and/or examine your submission related to a patent application or patent. If you do not furnish the requested information, the U.S. Patent and Trademark Office may not be able to process and/or examine your submission, which may result in termination of proceedings or abandonment of the application or expiration of the patent.

The information provided by you in this form will be subject to the following routine uses:

1. The information on this form will be treated confidentially to the extent allowed under the Freedom of Information Act (5 U.S.C. 552) and the Privacy Act (5 U.S.C. 552a). Records from this system of records may be disclosed to the Department of Justice to determine whether disclosure of these records is required by the Freedom of Information Act.
2. A record from this system of records may be disclosed, as a routine use, in the course of presenting evidence to a court, magistrate, or administrative tribunal, including disclosures to opposing counsel in the course of settlement negotiations.
3. A record in this system of records may be disclosed, as a routine use, to a Member of Congress submitting a request involving an individual, to whom the record pertains, when the individual has requested assistance from the Member with respect to the subject matter of the record.
4. A record in this system of records may be disclosed, as a routine use, to a contractor of the Agency having need for the information in order to perform a contract. Recipients of information shall be required to comply with the requirements of the Privacy Act of 1974, as amended, pursuant to 5 U.S.C. 552a(m).
5. A record related to an International Application filed under the Patent Cooperation Treaty in this system of records may be disclosed, as a routine use, to the International Bureau of the World Intellectual Property Organization, pursuant to the Patent Cooperation Treaty.
6. A record in this system of records may be disclosed, as a routine use, to another federal agency for purposes of National Security review (35 U.S.C. 181) and for review pursuant to the Atomic Energy Act (42 U.S.C. 218(c)).
7. A record from this system of records may be disclosed, as a routine use, to the Administrator, General Services, or his/her designee, during an inspection of records conducted by GSA as part of that agency's responsibility to recommend improvements in records management practices and programs, under authority of 44 U.S.C. 2904 and 2906. Such disclosure shall be made in accordance with the GSA regulations governing inspection of records for this purpose, and any other relevant (i.e., GSA or Commerce) directive. Such disclosure shall not be used to make determinations about individuals.
8. A record from this system of records may be disclosed, as a routine use, to the public after either publication of the application pursuant to 35 U.S.C. 122(b) or issuance of a patent pursuant to 35 U.S.C. 151. Further, a record may be disclosed, subject to the limitations of 37 CFR 1.14, as a routine use, to the public if the record was filed in an application which became abandoned or in which the proceedings were terminated and which application is referenced by either a published application, an application open to public inspection or an issued patent.
9. A record from this system of records may be disclosed, as a routine use, to a Federal, State, or local law enforcement agency, if the USPTO becomes aware of a violation or potential violation of law or regulation.

Notice of Allowability	Application No.	Applicant(s)	
	12/575,259	VLEURINCK ET AL.	
	Examiner	Art Unit	
	SATWANT K. SINGH	2625	

-- The MAILING DATE of this communication appears on the cover sheet with the correspondence address--

All claims being allowable, PROSECUTION ON THE MERITS IS (OR REMAINS) CLOSED in this application. If not included herewith (or previously mailed), a Notice of Allowance (PTOL-85) or other appropriate communication will be mailed in due course. **THIS NOTICE OF ALLOWABILITY IS NOT A GRANT OF PATENT RIGHTS.** This application is subject to withdrawal from issue at the initiative of the Office or upon petition by the applicant. See 37 CFR 1.313 and MPEP 1308.

1. ☒ This communication is responsive to 23 December 2010.

2. ☒ The allowed claim(s) is/are 92-106.

3. ☒ Acknowledgment is made of a claim for foreign priority under 35 U.S.C. § 119(a)-(d) or (f).
 a) ☒ All b) ☐ Some* c) ☐ None of the:
 1. ☐ Certified copies of the priority documents have been received.
 2. ☒ Certified copies of the priority documents have been received in Application No. 10/436,363.
 3. ☐ Copies of the certified copies of the priority documents have been received in this national stage application from the International Bureau (PCT Rule 17.2(a)).
 * Certified copies not received: _____.

Applicant has THREE MONTHS FROM THE "MAILING DATE" of this communication to file a reply complying with the requirements noted below. Failure to timely comply will result in ABANDONMENT of this application.
THIS THREE-MONTH PERIOD IS NOT EXTENDABLE.

4. ☐ A SUBSTITUTE OATH OR DECLARATION must be submitted. Note the attached EXAMINER'S AMENDMENT or NOTICE OF INFORMAL PATENT APPLICATION (PTO-152) which gives reason(s) why the oath or declaration is deficient.

5. ☐ CORRECTED DRAWINGS (as "replacement sheets") must be submitted.
 (a) ☐ including changes required by the Notice of Draftsperson's Patent Drawing Review (PTO-948) attached
 1) ☐ hereto or 2) ☐ to Paper No./Mail Date _____.
 (b) ☐ including changes required by the attached Examiner's Amendment / Comment or in the Office action of
 Paper No./Mail Date _____.

Identifying indicia such as the application number (see 37 CFR 1.84(c)) should be written on the drawings in the front (not the back) of each sheet. Replacement sheet(s) should be labeled as such in the header according to 37 CFR 1.121(d).

6. ☐ DEPOSIT OF and/or INFORMATION about the deposit of BIOLOGICAL MATERIAL must be submitted. Note the attached Examiner's comment regarding REQUIREMENT FOR THE DEPOSIT OF BIOLOGICAL MATERIAL.

Attachment(s)

1. <input checked="" type="checkbox"/> Notice of References Cited (PTO-892) 2. <input type="checkbox"/> Notice of Draftsperson's Patent Drawing Review (PTO-948) 3. <input type="checkbox"/> Information Disclosure Statements (PTO/SB/08), Paper No./Mail Date _____ 4. <input type="checkbox"/> Examiner's Comment Regarding Requirement for Deposit of Biological Material	5. <input type="checkbox"/> Notice of Informal Patent Application 6. <input type="checkbox"/> Interview Summary (PTO-413), Paper No./Mail Date _____. 7. <input type="checkbox"/> Examiner's Amendment/Comment 8. <input checked="" type="checkbox"/> Examiner's Statement of Reasons for Allowance 9. <input type="checkbox"/> Other _____.
--	---

/James A Thompson/ Primary Examiner, Art Unit 2625	
---	--

REASONS FOR ALLOWANCE

1. Claims 92-106 are allowed.
2. The following is an examiner's statement of reasons for allowance: Claims 92, 99, and 100 of the current application teach similar subject matter as the prior art of Ayling et al. (US 6,351,275). However Claims 92, 99, and 100 are allowed for the reasons pointed out by the applicant's remarks filed on 23 December 2010 (pages 7=6 and 7).
3. Claims 93-98, and 101-106 are allowed for being dependent on an allowable base claim.

Any comments considered necessary by applicant must be submitted no later than the payment of the issue fee and, to avoid processing delays, should preferably accompany the issue fee. Such submissions should be clearly labeled "Comments on Statement of Reasons for Allowance."

Contact Information

Any inquiry concerning this communication or earlier communications from the examiner should be directed to SATWANT K. SINGH whose telephone number is (571)272-7468. The examiner can normally be reached on Monday thru Friday 8am - 4:30pm.

If attempts to reach the examiner by telephone are unsuccessful, the examiner's supervisor, Mark K. Zimmerman can be reached on (571) 272-7653. The fax phone number for the organization where this application or proceeding is assigned is 571-273-8300.

Information regarding the status of an application may be obtained from the Patent Application Information Retrieval (PAIR) system. Status information for published applications may be obtained from either Private PAIR or Public PAIR. Status information for unpublished applications is available through Private PAIR only. For more information about the PAIR system, see <http://pair-direct.uspto.gov>. Should you have questions on access to the Private PAIR system, contact the Electronic Business Center (EBC) at 866-217-9197 (toll-free). If you would like assistance from a USPTO Customer Service Representative or access to the automated information system, call 800-786-9199 (IN USA OR CANADA) or 571-272-1000.

/James A Thompson/
Primary Examiner, Art Unit 2625

/Satwant K. Singh/
Examiner, Art Unit 2625

sks

Notice of References Cited	Application/Control No. 12/575,259	Applicant(s)/Patent Under Reexamination VLEURINCK ET AL.	
	Examiner SATWANT K. SINGH	Art Unit 2625	Page 1 of 1

U.S. PATENT DOCUMENTS

*		Document Number Country Code-Number-Kind Code	Date MM-YYYY	Name	Classification
*	A	US-7,616,338	11-2009	Vleurinck et al.	358/1.18
*	B	US-6,079,889	06-2000	Beadman et al.	400/615.2
*	C	US-5,967,679	10-1999	Beadman et al.	400/615.2
*	D	US-5,733,051	03-1998	Beadman et al.	400/83
*	E	US-5,595,450	01-1997	Beadman et al.	400/615.2
	F	US-			
	G	US-			
	H	US-			
	I	US-			
	J	US-			
	K	US-			
	L	US-			
	M	US-			

FOREIGN PATENT DOCUMENTS

*		Document Number Country Code-Number-Kind Code	Date MM-YYYY	Country	Name	Classification
	N					
	O					
	P					
	Q					
	R					
	S					
	T					

NON-PATENT DOCUMENTS

*		Include as applicable: Author, Title Date, Publisher, Edition or Volume, Pertinent Pages)
	U	
	V	
	W	
	X	

*A copy of this reference is not being furnished with this Office action. (See MPEP § 707.05(a).)
Dates in MM-YYYY format are publication dates. Classifications may be US or foreign.

EAST Search History

EAST Search History (Prior Art)

Ref #	Hits	Search Query	DBs	Default Operator	Plurals	Time Stamp
L1	40684	print\$3 with label	US-PGPUB; USPAT	OR	ON	2011/03/11 10:30
L2	293	1 same (input\$3 near7 image)	US-PGPUB; USPAT	OR	ON	2011/03/11 10:30
L3	101	2 same (memory or stor \$3)	US-PGPUB; USPAT	OR	ON	2011/03/11 10:30
L4	7	3 same (recal\$4 or reprint \$3)	US-PGPUB; USPAT	OR	ON	2011/03/11 10:31
L5	40847	print\$3 same (input\$3 near7 image)	US-PGPUB; USPAT	OR	ON	2011/03/11 10:34
L6	17821	5 same (memory or stor \$3)	US-PGPUB; USPAT	OR	ON	2011/03/11 10:34
L7	17821	6 same (memory or stor \$3)	US-PGPUB; USPAT	OR	ON	2011/03/11 10:34
L8	112	6 same (recal\$4 or reprint \$3)	US-PGPUB; USPAT	OR	ON	2011/03/11 10:35
L9	4	8 same (edit\$3 with image)	US-PGPUB; USPAT	OR	ON	2011/03/11 10:35
L10	14	(vleurinck near3 jos).in.	US-PGPUB; USPAT	OR	ON	2011/03/11 10:39
L12	3	(winne near3 dirk).in.	US-PGPUB; USPAT	OR	ON	2011/03/11 10:40
L13	53	(duffy near3 edward).in.	US-PGPUB; USPAT	OR	ON	2011/03/11 10:40
L19	1	(winne near3 dirke).in.	US-PGPUB; USPAT	OR	ON	2011/03/11 10:54
S1	1	"12575259"	US-PGPUB; USPAT	OR	ON	2010/09/13 15:14
S2	2	"10436363"	US-PGPUB; USPAT	OR	ON	2010/09/13 15:14
S3	2116	(label near5 print\$3) same (memory or stor\$3) same control\$4	US-PGPUB; USPAT	OR	ON	2010/09/15 13:03
S4	195	(memory or stor\$3) with (print\$3 near5 image) with reprint\$3	US-PGPUB; USPAT	OR	ON	2010/09/15 13:12
S5	4	S3 same S4	US-PGPUB; USPAT	OR	ON	2010/09/15 13:13

S6	11	S3 and S4	US-PGPUB; USPAT	OR	ON	2010/09/15 13:14
S7	1249	(memory or stor\$3) with reprint\$3	US-PGPUB; USPAT	OR	ON	2010/09/15 13:14
S8	11	S3 same S7	US-PGPUB; USPAT	OR	ON	2010/09/15 13:14
S9	48	print\$3 same (input\$4 near5 image) same (memory or stor\$3) same reprint\$3	US-PGPUB; USPAT	OR	ON	2010/09/15 13:19
S10	3	S9 and label	US-PGPUB; USPAT	OR	ON	2010/09/15 13:21
S11	66367	(memory or stor\$3) with (predetermin\$3 with number)	US-PGPUB; USPAT	OR	ON	2010/09/15 13:27
S12	2	S9 and S11	US-PGPUB; USPAT	OR	ON	2010/09/15 13:27
S13	2	print\$3 same (input\$4 near5 image) same (memory or stor\$3) same reprint\$3 same edit\$4	US-PGPUB; USPAT	OR	ON	2010/09/15 14:24
S14	4	(input\$4 near5 image) same (memory or stor\$3) same reprint\$3 same edit \$4	US-PGPUB; USPAT	OR	ON	2010/09/15 14:24
S15	21	(memory or stor\$3) same reprint\$3 same (edit\$4 near5 image)	US-PGPUB; USPAT	OR	ON	2010/09/15 14:26
S16	3	S15 and label	US-PGPUB; USPAT	OR	ON	2010/09/15 14:33
S17	7	edit\$3 with reprint\$3 with (image near5 data)	US-PGPUB; USPAT	OR	ON	2010/09/16 10:36
S18	9	edit\$3 same (reprint\$3 with (image near5 data))	US-PGPUB; USPAT	OR	ON	2010/09/16 10:39
S19	2	S18 not S17	US-PGPUB; USPAT	OR	ON	2010/09/16 10:39
S20	15	edit\$3 same ((stor\$3 or memory) with (image near5 data)) same reprint \$4	US-PGPUB; USPAT	OR	ON	2010/09/16 10:42
S21	666	printer with (medi\$3 near4 slot)	US-PGPUB; USPAT	OR	ON	2010/09/16 12:59
S22	496	S21 and (stor\$3 or archiv \$3) with (image ner5 data)	US-PGPUB; USPAT	OR	ON	2010/09/16 13:00
S23	15	S22 and reprint\$3	US-PGPUB; USPAT	OR	ON	2010/09/16 13:00

S24	23	label with print\$3 with (stor\$3 or archiv\$3) with (predetermin\$3 near5 number)	US-PGPUB; USPAT	OR	ON	2010/09/16 13:17
S25	3771	((label or tape) near5 print \$3) same (memory or stor \$3) same control\$4	US-PGPUB; USPAT	OR	ON	2010/09/16 13:18
S26	195	(memory or stor\$3) with (print\$3 near5 image) with reprint\$3	US-PGPUB; USPAT	OR	ON	2010/09/16 13:18
S27	4	S25 same S26	US-PGPUB; USPAT	OR	ON	2010/09/16 13:18
S28	12	S25 and S26	US-PGPUB; USPAT	OR	ON	2010/09/16 13:18
S29	48	print\$3 same (input\$4 near5 image) same (memory or stor\$3) same reprint\$3	US-PGPUB; USPAT	OR	ON	2010/09/16 13:19
S30	14	S29 and (label or tape)	US-PGPUB; USPAT	OR	ON	2010/09/16 13:19
S31	21	(memory or stor\$3) same reprint\$3 same (edit\$4 near5 image)	US-PGPUB; USPAT	OR	ON	2010/09/16 13:19
S32	6	S31 and (label or tape)	US-PGPUB; USPAT	OR	ON	2010/09/16 13:19
S33	422	(label or image) with print \$3 with (stor\$3 or archiv \$3) with (predetermin\$3 near5 number)	US-PGPUB; USPAT	OR	ON	2010/09/16 13:21
S34	227	(label or image) with print \$3 with (stor\$3 or archiv \$3) with (predetermin\$3 near5 number near5 (label or image))	US-PGPUB; USPAT	OR	ON	2010/09/16 13:28
S35	2	S34 and ((delet\$3 or remov\$3) with (oldest near6 (label or image)))	US-PGPUB; USPAT	OR	ON	2010/09/16 13:29
S36	69	label with print\$3 with (stor\$3 or archiv\$3) with ((predetermin\$3 or fixed or determin\$3 or planned or threshold) near5 number)	US-PGPUB; USPAT	OR	ON	2010/09/16 13:32
S37	46	S36 not S24	US-PGPUB; USPAT	OR	ON	2010/09/16 13:32

S38	15	(("5360277") or ("5560718") or ("5857789") or ("5885012") or ("5967675") or ("6038377") or ("6293717") or ("6302603") or ("6381027") or ("6928619") or ("7126716") or ("7284920") or ("7386803") or ("20040036915") or ("20070187508") or ("20070195337")).PN.	US-PGPUB; USPAT	OR	OFF	2010/09/17 09:21
S39	0	"6038377".pn.	US-PGPUB; USPAT	OR	ON	2010/09/17 09:23
S40	214	reprint\$3 with label	US-PGPUB; USPAT	OR	ON	2010/09/17 12:26
S41	26022	stor\$3 with label	US-PGPUB; USPAT	OR	ON	2010/09/17 12:26
S42	3259	edit\$4 with label	US-PGPUB; USPAT	OR	ON	2010/09/17 12:26
S43	2	S40 same S41 same S42	US-PGPUB; USPAT	OR	ON	2010/09/17 12:27
S44	369	S41 same S42	US-PGPUB; USPAT	OR	ON	2010/09/17 12:27
S45	4	S40 and S44	US-PGPUB; USPAT	OR	ON	2010/09/17 12:27
S46	118	S44 same print\$4	US-PGPUB; USPAT	OR	ON	2010/09/17 12:28
S47	248	label with (stor\$3 or archiv \$3) with ((predetermin\$3 or fixed or determin\$3 or planned or threshold) near5 number)	US-PGPUB; USPAT	OR	ON	2010/09/17 12:52
S48	1	label with (stor\$3 or archiv \$3) with ((predetermin\$3 or fixed or determin\$3 or planned or threshold) near5 number) with (previous\$2 with print\$3)	US-PGPUB; USPAT	OR	ON	2010/09/17 12:52
S49	12	S47 and reprint\$3	US-PGPUB; USPAT	OR	ON	2010/09/17 12:53
S50	410	(memory or stor\$3) with (maximum or predertmin \$3 or threshold) with label	US-PGPUB; USPAT	OR	ON	2010/09/17 12:57

S51	27	S50 same (delet\$3 or remov\$3 or overwrit\$3) with label	US-PGPUB; USPAT	OR	ON	2010/09/17 12:58
S52	27	S50 same ((delet\$3 or remov\$3 or overwrit\$3) with label)	US-PGPUB; USPAT	OR	ON	2010/09/17 12:58
S53	2	(delet\$3 or remov\$3 or overwrit\$3) with label with oldest	US-PGPUB; USPAT	OR	ON	2010/09/17 13:01
S54	214	reprint\$3 with label	US-PGPUB; USPAT	OR	ON	2010/09/17 13:14
S55	1	S54 and ((delet\$3 or overwrit\$3) with (oldest near7 label))	US-PGPUB; USPAT	OR	ON	2010/09/17 13:15
S56	20	S54 and ((delet\$3 or overwrit\$3) with label)	US-PGPUB; USPAT	OR	ON	2010/09/17 13:16
S57	1725	reprint\$3 with (label or image)	US-PGPUB; USPAT	OR	ON	2010/09/17 13:19
S58	242	S57 and ((delet\$3 or overwrit\$3) with (label or image))	US-PGPUB; USPAT	OR	ON	2010/09/17 13:19
S59	7	S57 and ((delet\$3 or overwrit\$3) with oldest with (label or image))	US-PGPUB; USPAT	OR	ON	2010/09/17 13:19
S60	1	09/628,808	US-PGPUB; USPAT	OR	ON	2010/09/17 14:42
S61	1	09/628,807	US-PGPUB; USPAT	OR	ON	2010/09/17 14:49
S62	11	("5020928" "5441586" "5575573" "5595447" "5833379" "5947619" "5951174" "6007262" "6129466" "6351275" "6538765").PN. OR ("6816281").URPN.	US-PGPUB; USPAT; USOCR	OR	ON	2010/09/17 14:50
S63	4	("5947819").PN. OR ("6351275").URPN.	US-PGPUB; USPAT; USOCR	OR	ON	2010/09/17 14:54
S64	18	determin\$3 with version with image with (overwrit \$4 or delet\$3)	US-PGPUB; USPAT; USOCR	OR	ON	2010/09/17 15:46
S65	60	(determin\$3 with (multiple or plural\$4 or several) with copy) same (stor\$3 with (once or single or singular))	US-PGPUB; USPAT; USOCR	OR	ON	2010/09/17 15:51


S66	16	S65 and print\$3	US-PGPUB; USPAT; USOCR	OR	ON	2010/09/17 15:51
S67	0	determin\$3 with version with image with (overwrit \$4 or delet\$3) with (multiple or plural\$3 or several) with copy	US-PGPUB; USPAT; USOCR	OR	ON	2010/09/17 15:59
S68	0	determin\$3 with version with image with (overwrit \$4 or delet\$3) same ((multiple or plural\$3 or several) with copy)	US-PGPUB; USPAT; USOCR	OR	ON	2010/09/17 16:00
S69	0	(determin\$3 with version with image) same (overwrit\$4 or delet\$3) same ((multiple or plural \$3 or several) with copy)	US-PGPUB; USPAT; USOCR	OR	ON	2010/09/17 16:00
S70	20	(prevent\$4 with duplicat \$4 with image) same (delet \$4 or overwrit\$4)	US-PGPUB; USPAT; USOCR	OR	ON	2010/09/17 16:03
S71	14	S70 and print\$3	US-PGPUB; USPAT; USOCR	OR	ON	2010/09/17 16:03

EAST Search History (I nterference)

Ref #	Hits	Search Query	DBs	Default Operator	Plurals	Time Stamp
L14	36	(duffy near3 edward).in.	USPAT; UPAD	OR	ON	2011/03/11 10:40
L15	0	(winne near3 dirk). in.	USPAT; UPAD	OR	ON	2011/03/11 10:40
L16	3	(vleurinck near3 jos).in.	USPAT; UPAD	OR	ON	2011/03/11 10:41
L17	0	(label same print\$3 same input\$4 same (memory or stor\$4) same control\$4 same recal\$4 same edit\$3 same reprint \$3).clm.	USPAT; UPAD	OR	ON	2011/03/11 10:42
L18	0	(label same print\$3 same input\$4 same (memory or stor\$4) same control\$4 same edit\$3 same reprint\$3).clm.	USPAT; UPAD	OR	ON	2011/03/11 10:42


L20	1	(winne near3 dirke). in.	USPAT; UPAD	OR	ON	2011/03/11 10:54
-----	---	-----------------------------	-------------	----	----	------------------

3/ 11/ 11 11:01:24 AM
C:\ Documents and Settings\ ssingh1\ My Documents\ EAST\ Workspaces\ 12575259.wsp

<i>Index of Claims</i> 	Application/Control No. 12575259	Applicant(s)/Patent Under Reexamination VLEURINCK ET AL.
	Examiner SATWANT K SINGH	Art Unit 2625


✓	Rejected	-	Cancelled	N	Non-Elected	A	Appeal
=	Allowed	÷	Restricted	I	Interference	O	Objected

<input type="checkbox"/> Claims renumbered in the same order as presented by applicant <input type="checkbox"/> CPA <input type="checkbox"/> T.D. <input type="checkbox"/> R.1.47									
CLAIM		DATE							
Final	Original	09/17/2010	03/11/2011						
	1	-	-						
	2	-	-						
	3	-	-						
	4	-	-						
	5	-	-						
	6	-	-						
	7	-	-						
	8	-	-						
	9	-	-						
	10	-	-						
	11	-	-						
	12	-	-						
	13	-	-						
	14	-	-						
	15	-	-						
	16	-	-						
	17	-	-						
	18	-	-						
	19	-	-						
	20	-	-						
	21	-	-						
	22	-	-						
	23	-	-						
	24	-	-						
	25	-	-						
	26	-	-						
	27	-	-						
	28	-	-						
	29	-	-						
	30	-	-						
	31	-	-						
	32	-	-						
	33	-	-						
	34	-	-						
	35	-	-						
	36	-	-						

<i>Index of Claims</i> 	Application/Control No. 12575259	Applicant(s)/Patent Under Reexamination VLEURINCK ET AL.
	Examiner SATWANT K SINGH	Art Unit 2625

✓	Rejected	-	Cancelled	N	Non-Elected	A	Appeal
=	Allowed	÷	Restricted	I	Interference	O	Objected

<input type="checkbox"/> Claims renumbered in the same order as presented by applicant <input type="checkbox"/> CPA <input type="checkbox"/> T.D. <input type="checkbox"/> R.1.47									
CLAIM		DATE							
Final	Original	09/17/2010	03/11/2011						
	37	-	-						
	38	-	-						
	39	-	-						
	40	-	-						
	41	-	-						
	42	-	-						
	43	-	-						
	44	-	-						
	45	-	-						
	46	-	-						
	47	-	-						
	48	-	-						
	49	-	-						
	50	-	-						
	51	-	-						
	52	-	-						
	53	-	-						
	54	-	-						
	55	-	-						
	56	-	-						
	57	-	-						
	58	-	-						
	59	-	-						
	60	-	-						
	61	-	-						
	62	-	-						
	63	-	-						
	64	-	-						
	65	-	-						
	66	-	-						
	67	-	-						
	68	-	-						
	69	-	-						
	70	-	-						
	71	-	-						
	72	-	-						

<i>Index of Claims</i> 	Application/Control No. 12575259	Applicant(s)/Patent Under Reexamination VLEURINCK ET AL.
	Examiner SATWANT K SINGH	Art Unit 2625


✓	Rejected	-	Cancelled	N	Non-Elected	A	Appeal
=	Allowed	÷	Restricted	I	Interference	O	Objected

<input type="checkbox"/> Claims renumbered in the same order as presented by applicant <input type="checkbox"/> CPA <input type="checkbox"/> T.D. <input type="checkbox"/> R.1.47									
CLAIM		DATE							
Final	Original	09/17/2010	03/11/2011						
	73	-	-						
	74	-	-						
	75	-	-						
	76	-	-						
	77	-	-						
	78	-	-						
	79	-	-						
	80	-	-						
	81	-	-						
	82	-	-						
	83	-	-						
	84	-	-						
	85	-	-						
	86	-	-						
	87	-	-						
	88	-	-						
	89	-	-						
	90	-	-						
	91	-	-						
1	92	✓	=						
2	93	✓	=						
3	94	✓	=						
4	95	✓	=						
5	96	✓	=						
6	97	✓	=						
7	98	✓	=						
8	99	✓	=						
15	100	✓	=						
9	101		=						
10	102		=						
11	103		=						
12	104		=						
13	105		=						
14	106		=						



Final	Original	Final	Original	Final	Original	Final	Original	Final	Original	Final	Original	Final	Original	Final	Original
	1		17		33		49		65		81	6	97		
	2		18		34		50		66		82	7	98		
	3		19		35		51		67		83	8	99		
	4		20		36		52		68		84	15	100		
	5		21		37		53		69		85	9	101		
	6		22		38		54		70		86	10	102		
	7		23		39		55		71		87	11	103		
	8		24		40		56		72		88	12	104		
	9		25		41		57		73		89	13	105		
	10		26		42		58		74		90	14	106		
	11		27		43		59		75		91				
	12		28		44		60		76	1	92				
	13		29		45		61		77	2	93				
	14		30		46		62		78	3	94				
	15		31		47		63		79	4	95				
	16		32		48		64		80	5	96				

2

Search Notes 	Application/Control No. 12575259	Applicant(s)/Patent Under Reexamination VLEURINCK ET AL.
	Examiner SATWANT K SINGH	Art Unit 2625

SEARCHED			
Class	Subclass	Date	Examiner
358.	1.11-1.18	09/17/10, 03/11/11	SKS
400	83, 615.2	03/11/11	SKS

SEARCH NOTES		
Search Notes	Date	Examiner
Searched EAST	09/17/10, 03/11/11	SKS
Inventor Search	03/11/11	SKS

INTERFERENCE SEARCH			
Class	Subclass	Date	Examiner
Interference Search in EAST		03/11/11	SKS

--	--

Receipt date: 10/07/2009

12575259 - GAU: 2625

PTO/SB/08b (07-09)

Approved for use through 07/31/2012. OMB 0651-0031

U.S. Patent and Trademark Office, U.S. DEPARTMENT OF COMMERCE

Under the Paperwork Reduction Act of 1995, no persons are required to respond to a collection of information unless it contains a valid OMB control number.

Substitute for form 1449/PTO				Complete if Known	
INFORMATION DISCLOSURE STATEMENT BY APPLICANT (Use as many sheets as necessary)				Application Number	Not Yet Assigned
				Filing Date	Concurrently Herewith
				First Named Inventor	Jos Vleurinck
				Art Unit	Not Yet Assigned
				Examiner Name	Not Yet Assigned
Sheet	1	of	3	Attorney Docket Number	31118/DY0201A

U.S. PATENT DOCUMENTS					
Examiner Initials*	Cite No. ¹	Document Number Number-Kind Code ² (if known)	Publication Date MM-DD-YYYY	Name of Patentee or Applicant of Cited Document	Pages, Columns, Lines, Where Relevant Passages or Relevant Figures Appear
	A*	5,360,277	11-01-1994	Matsubara et al.	
	B*	5,560,718	10-01-1996	Furuya	
	C*	5,857,789	01-12-1999	Day et al.	
	D*	5,885,012	03-23-1999	Hastings et al.	
	E*	5,967,675	10-19-1999	Hastings et al.	
	F*	6,030,377	03-14-2000	Christopher et al.	
	G*	6,293,717	09-25-2001	Kurashina	
	H*	6,302,603	10-16-2001	Akaiwa et al.	
	I*	6,381,027	04-30-2002	Tanaka	
	J*	6,928,619	08-2005	Clow et al.	
	J*	7,126,716	10-24-2006	Kaufman et al.	
	K*	7,284,920	10-23-2007	Waldal	
	L*	7,386,803	06-2008	Clow et al.	
	M*	2004/0036915	05-13-2004	Vleurinck et al. 02/2004	
	N*	2007/0187508	08-2007	Takayama	
	P*	2007/0195337	08-2007	Takayama et al.	

Change(s) applied
to document,

/N.W.S./

5/6/2011

FOREIGN PATENT DOCUMENTS					
Examiner Initials*	Cite No. ¹	Foreign Patent Document Country Code ³ -Number ⁴ -Kind Code ⁵ (if known)	Publication Date MM-DD-YYYY	Name of Patentee or Applicant of Cited Document	Pages, Columns, Lines, Where Relevant Passages Or Relevant Figures Appear
	P**	EP-0 578 372 B1	09-04-1996	Essetle N.V.	
	Q**	EP-0 592 198 A2	04-13-1994	Seiko Epson Corporation	
	R**	EP-0 641 663 A2	03-08-1995	Brother Kogyo Kabushiki Kaisha	
	S**	EP-0 641 663 B1	12-12-2001	Brother Kogyo Kabushiki	
	T**	EP-0 650 841 A2	05-03-1995	Casio Computer Company Limited	
	U**	EP-0 661 656 A2	07-05-1995	Brother Kogyo Kabushiki Kaisha	

Examiner Signature	/Satwant Singh/	Date Considered	09/13/2010
--------------------	-----------------	-----------------	------------

*EXAMINER: Initial if reference considered, whether or not citation is in conformance with MPEP 609. Draw line through citation if not in conformance and not considered. Include copy of this form with next communication to applicant. * CITE NO.: Those application(s) which are marked with an single asterisk (*) next to the Cite No. are not supplied (under 37 CFR 1.98(a)(2)(iii)) because that application was filed after June 30, 2003 or is available in the IFW. ¹ Applicant's unique citation designation number (optional). ² See Kinds Codes of USPTO Patent Documents at www.uspto.gov or MPEP 901.04. ³ Enter Office that issued the document, by the two-letter code (WIPO Standard ST.3). ⁴ For Japanese patent documents, the indication of the year of the reign of the Emperor must precede the serial number of the patent document. ⁵ Kind of document by the appropriate symbols as indicated on the document under WIPO Standard ST.16 if possible. ⁶ Applicant is to place a check mark here if English language Translation is attached.

** - Copy of reference was provided in parent application US 10/436,363, to which this application claims priority under 35 U.S.C. § 120.

I hereby certify that this paper (along with any paper referred to as being attached or enclosed) is being transmitted via the Office electronic filing system in accordance with § 1.6(a)(4).	
Dated: October 7, 2009	Signature: <u>Jeremy R. Kriegel</u> (Jeremy R. Kriegel)

ALL REFERENCES CONSIDERED EXCEPT WHERE LINED THROUGH. /S.S./

PART B -FEE(S) TRANSMITTAL

**Complete and send this form, together with applicable fee(s), to: Mail Mail Stop ISSUE FEE
Commissioner for Patents
P.O. Box 1450
Alexandria, Virginia 22313-1450
or Fax (571) 273-2885**

INSTRUCTIONS: This form should be used for transmitting the ISSUE FEE and PUBLICATION FEE (if required). Blocks 1 through 5 should be completed where appropriate. All further correspondence including the Patent, advance orders and notification of maintenance fees will be mailed to the current correspondence address as indicated unless corrected below or directed otherwise in Block 1, by (a) specifying a new correspondence address; and/or (b) indicating a separate "FEE ADDRESS" for maintenance fee notifications.

CURRENT CORRESPONDENCE ADDRESS (Note: Use Block 1 for any change of address)

11923
MARSHALL, GERSTEIN & BORUN LLP
233 S. Wacker Drive
6300 Willis Tower
Chicago, Illinois 60606-6357

Note: A certificate of mailing can only be used for domestic mailings of the Fee(s) Transmittal. This certificate cannot be used for any other accompanying papers. Each additional paper, such as an assignment or formal drawing, must have its own certificate of mailing or transmission.

Certificate of Mailing or Transmission

I hereby certify that this Fee(s) Transmittal is being deposited with the United States Postal Service with sufficient postage for first class mail in an envelope addressed to the Mail Stop ISSUE FEE address above, or being facsimile transmitted to the USPTO (571) 273-2885, on the date indicated below.

(Depositor's name)
(Signature)
(Date)

APPLICATION NO.	FILING DATE	FIRST NAMED INVENTOR	ATTORNEY DOCKET NO.	CONFIRMATION NO.
12/575,259	10/07/2009	Jos Vleurinck	31118/DY0201A	9643

TITLE OF INVENTION: LABEL PRINTER

APPLN. TYPE	SMALL ENTITY	ISSUE FEE	PUBLICATION FEE	TOTAL FEE(S) DUE	DATE DUE
Non-Provisional	no	\$1,510.00	\$300.00	\$1,819.00	06/22/2011

EXAMINER	ART UNIT	CLASS-SUBCLASS
S. K. Singh	2625	

1. Change of correspondence address or indication of "Fee Address" (37 CFR 1.363). <input type="checkbox"/> Change of correspondence address (or Change of Correspondence Address form PTO/SB/122) attached. <input type="checkbox"/> "Fee Address" indication (or "Fee Address" Indication form PTO/SB/47; Rev 03-02 or more recent) attached. Use of a Customer Number is required.	2. For printing on the patent front page, list (1) the names of up to 3 registered patent attorneys or agents OR, alternatively, (2) the name of a single firm (having as a member a registered attorney or agent) and the names of up to 2 registered patent attorneys or agents. If no name is listed, no name will be printed.	1. MARSHALL, GERSTEIN & BORUN LLP 2. _____ 3. _____
---	---	---

3. ASSIGNEE NAME AND RESIDENCE DATA TO BE PRINTED ON THE PATENT (print or type)

PLEASE NOTE: Unless an assignee is identified below, no assignee data will appear on the patent. If an assignee is identified below, the document has been filed for recordation as set forth in 37 CFR 3.11. Completion of this form is NOT a substitute for filing an assignment.

(A) NAME OF ASSIGNEE

(B) RESIDENCE: (CITY and STATE OR COUNTRY)

DYMO

Sint-Niklaas, Belgium

Please check the appropriate assignee category or categories (will not be printed on the patent): ☐ Individual ☒ Corporation or other private group entity ☐ Government

4a. The following fee(s) are enclosed:

- ☒ Issue Fee
☒ Publication Fee (No small entity discount permitted)
☒ Advance Order -# of Copies 3

4b. Payment of Fee(s):

- ☐ A check in the amount of the fee(s) is enclosed.
☒ Payment by credit card.
☒ The Director is hereby authorized by charge the required fee(s), or credit any overpayment, to Deposit Account Number 13-2855

5. Change in Entity Status (from status indicated above)

- ☐ a. Applicant claims SMALL ENTITY status. See 37 CFR 1.27. ☐ b. Applicant is no longer claiming SMALL ENTITY status. See 37 CFR 1.27(g)(2).

The Director of the USPTO is requested to apply the Issue Fee and Publication Fee (if any) or to re-apply any previously paid issue fee to the application identified above. NOTE: The Issue Fee and Publication Fee (if required) will not be accepted from anyone other than the applicant; a registered attorney or agent; or the assignee or other party in interest as shown by the records of the United States Patent and Trademark Office.

Authorized Signature	/Jeremy R. Kriegel, Reg. No. 39,257/	Date	June 22, 2011
Typed or printed name	Jeremy R. Kriegel	Registration No.	39,257

Electronic Patent Application Fee Transmittal				
Application Number:		12575259		
Filing Date:		07-Oct-2009		
Title of Invention:		LABEL PRINTER		
First Named Inventor/Applicant Name:		Jos VLEURINCK		
Filer:		Jeremy Robert Kriegel/Betty Williams		
Attorney Docket Number:		31118/DY0201A		
Filed as Large Entity				
Utility under 35 USC 111(a) Filing Fees				
Description	Fee Code	Quantity	Amount	Sub-Total in USD(\$)
Basic Filing:				
Pages:				
Claims:				
Miscellaneous-Filing:				
Publ. Fee- early, voluntary, or normal	1504	1	300	300
Petition:				
Patent-Appeals-and-Interference:				
Post-Allowance-and-Post-Issuance:				
Utility Appl issue fee	1501	1	1510	1510

Description	Fee Code	Quantity	Amount	Sub-Total in USD(\$)
Extension-of-Time:				
Miscellaneous:				
Printed copy of patent - no color	8001	3	3	9
Total in USD (\$)				1819

Electronic Acknowledgement Receipt	
EFS ID:	10364049
Application Number:	12575259
International Application Number:	
Confirmation Number:	9643
Title of Invention:	LABEL PRINTER
First Named Inventor/Applicant Name:	Jos VLEURINCK
Customer Number:	11923
Filer:	Jeremy Robert Kriegel/Betty Williams
Filer Authorized By:	Jeremy Robert Kriegel
Attorney Docket Number:	31118/DY0201A
Receipt Date:	22-JUN-2011
Filing Date:	07-OCT-2009
Time Stamp:	16:02:12
Application Type:	Utility under 35 USC 111(a)

Payment information:

Submitted with Payment	yes
Payment Type	Credit Card
Payment was successfully received in RAM	\$ 1819
RAM confirmation Number	2454
Deposit Account	132855
Authorized User	KRIEGEL,JEREMY R.
<p>The Director of the USPTO is hereby authorized to charge indicated fees and credit any overpayment as follows:</p> <p>Charge any Additional Fees required under 37 C.F.R. Section 1.16 (National application filing, search, and examination fees)</p> <p>Charge any Additional Fees required under 37 C.F.R. Section 1.17 (Patent application and reexamination processing fees)</p>	

File Listing:					
Document Number	Document Description	File Name	File Size(Bytes)/ Message Digest	Multi Part /.zip	Pages (if appl.)
1	Issue Fee Payment (PTO-85B)	31118DY0201AUS_- _31118DY0201AUS_- _Fee_Transmittal_-- _Part_B_PTOL-85.PDF	35579 e5fd09ce0dae2eb17d0fca474a2ef0aef8b1595	no	1
Warnings:					
Information:					
2	Fee Worksheet (SB06)	fee-info.pdf	33568 d2b4e95029913017d92d736b2d7183435ca79710	no	2
Warnings:					
Information:					
Total Files Size (in bytes):			69147		
<p>This Acknowledgement Receipt evidences receipt on the noted date by the USPTO of the indicated documents, characterized by the applicant, and including page counts, where applicable. It serves as evidence of receipt similar to a Post Card, as described in MPEP 503.</p> <p><u>New Applications Under 35 U.S.C. 111</u> If a new application is being filed and the application includes the necessary components for a filing date (see 37 CFR 1.53(b)-(d) and MPEP 506), a Filing Receipt (37 CFR 1.54) will be issued in due course and the date shown on this Acknowledgement Receipt will establish the filing date of the application.</p> <p><u>National Stage of an International Application under 35 U.S.C. 371</u> If a timely submission to enter the national stage of an international application is compliant with the conditions of 35 U.S.C. 371 and other applicable requirements a Form PCT/DO/EO/903 indicating acceptance of the application as a national stage submission under 35 U.S.C. 371 will be issued in addition to the Filing Receipt, in due course.</p> <p><u>New International Application Filed with the USPTO as a Receiving Office</u> If a new international application is being filed and the international application includes the necessary components for an international filing date (see PCT Article 11 and MPEP 1810), a Notification of the International Application Number and of the International Filing Date (Form PCT/RO/105) will be issued in due course, subject to prescriptions concerning national security, and the date shown on this Acknowledgement Receipt will establish the international filing date of the application.</p>					



UNITED STATES PATENT AND TRADEMARK OFFICE

UNITED STATES DEPARTMENT OF COMMERCE
United States Patent and Trademark Office
Address: COMMISSIONER FOR PATENTS
P.O. Box 1450
Alexandria, Virginia 22313-1450
www.uspto.gov

APPLICATION NO.	ISSUE DATE	PATENT NO.	ATTORNEY DOCKET NO.	CONFIRMATION NO.
12/575,259	08/02/2011	7990567	31118/DY0201A	9643

11923 7590 07/13/2011
Marshall, Gerstein & Borun LLP (Newell)
233 South Wacker Drive
6300 Willis Tower
Chicago, IL 60606

ISSUE NOTIFICATION

The projected patent number and issue date are specified above.

Determination of Patent Term Adjustment under 35 U.S.C. 154 (b) (application filed on or after May 29, 2000)

The Patent Term Adjustment is 0 day(s). Any patent to issue from the above-identified application will include an indication of the adjustment on the front page.

If a Continued Prosecution Application (CPA) was filed in the above-identified application, the filing date that determines Patent Term Adjustment is the filing date of the most recent CPA.

Applicant will be able to obtain more detailed information by accessing the Patent Application Information Retrieval (PAIR) WEB site (<http://pair.uspto.gov>).

Any questions regarding the Patent Term Extension or Adjustment determination should be directed to the Office of Patent Legal Administration at (571)-272-7702. Questions relating to issue and publication fee payments should be directed to the Application Assistance Unit (AAU) of the Office of Data Management (ODM) at (571)-272-4200.

APPLICANT(s) (Please see PAIR WEB site <http://pair.uspto.gov> for additional applicants):

Jos VLEURINCK, Oordegem, BELGIUM;
Dirk WINNE, Loppem, BELGIUM;
Edward Philip DUFFY, Royston, UNITED KINGDOM;