


EXHIBIT G38

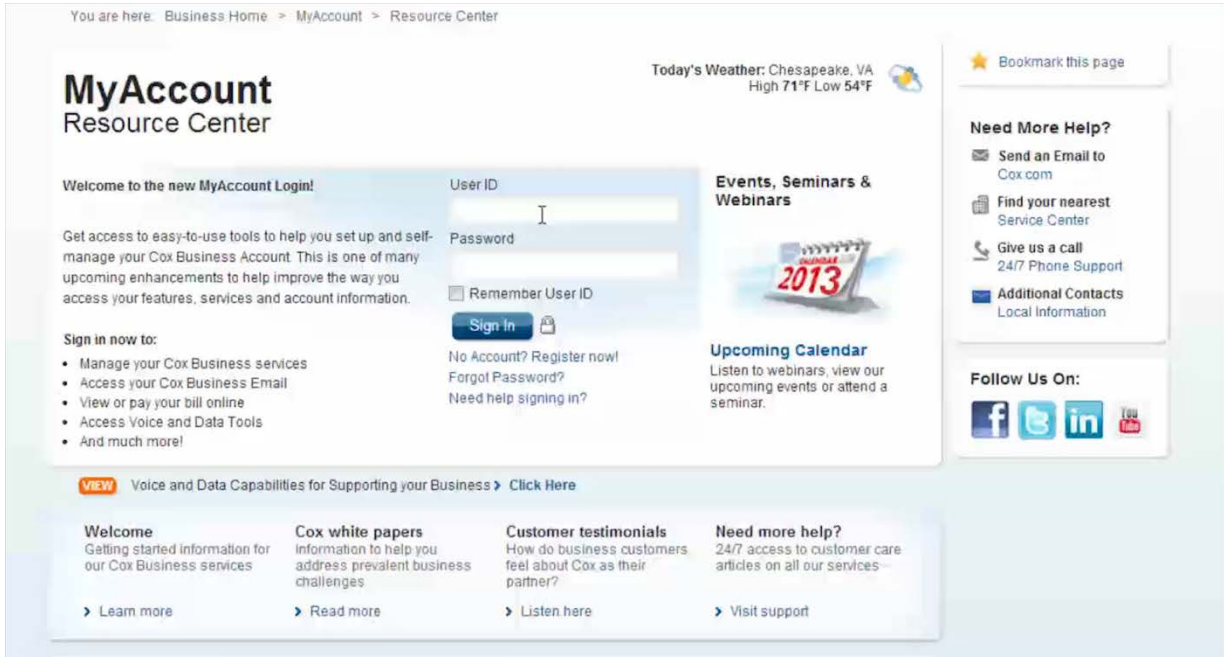
U.S. PATENT 7,907,714 – INFRINGEMENT CONTENTIONS

The Accused Functionality/Instrumentality in these infringement contentions is Cox’s VoiceManager product and any other telephony interface uncovered in discovery that provides the same or similar functionality to the VoiceManager Product. These infringement contentions utilize Cox’s Voice Portal feature as an example of how the Voice Manager product infringes the ’714 patent. It should be understood that this is an example of functionality that meets the limitations of the claims. All other features of the Voice Manager product that practice the claimed methods are also accused and Cox should not assume that “Voice Portal” is the only accused feature. To the contrary, AT&T specifically accuses all features within the Voice Manager product that practice the method steps in the same or similar way as the Voice Portal feature. The accused features include, but are not limited to, Account & Authorization Codes, Auto Attendant, Automatic Callback, Busy Lamp, Call Acceptance & Rejection, Call Center, Call Forwarding, Call Notify, Call Park, Call Pick Up, Call Transfer, Call Waiting, Calling Line ID, Contact List, Custom Ringback, Do Not Disturb, Hoteling, Hunting and Series Completion, Incoming Call Plan, Instant Group Call, Monitored Users, Music on Hold, Outgoing Call Plan, Outlook Integration, Personal Status Manager, Privacy Settings, Push to Talk, Remote Office, Schedules, Sequential Rings, Simultaneous Ring, Speed Dial, User Profile and Feature Settings, and Voice Portal.

Claim of U.S. Patent No. 7,907,714	Infringement Contentions
1. A method for managing, by a profile management system, subscriber profile data associated with a communications service subscribed to by a subscriber, the subscriber profile data being stored on a communications network which executes the communications service in accordance with the subscriber profile data, the method comprising:	<p>Cox’s practices a method for managing, by a profile management system, subscriber profile data associated with a communications service subscribed to by a subscriber, the subscriber profile data being stored on a communications network which executes the communications service in accordance with the subscriber profile data.</p> <p>For example, Cox provides a “Voice Manager” web portal which allows users to access, edit, and maintain their user data regarding Voice Manager services online, the data being stored on Cox’s nationwide IP network. A subscriber can log in to the Voice Manager portal to view and modify profile data, including data related to features of the voice service provided by the Cox secure network. One such feature is voice portal.</p>

Claim of U.S. Patent No. 7,907,714	Infringement Contentions
	 <p>VoiceManager</p> <p>Setting Up... User Profile & Feature Settings</p> <p>Feature Description User Profile & Feature Settings provides administrators the ability to assign phone numbers, review settings, and manage employees' feature settings once users are added on the Web Portal. This feature is available with all VoiceManager packages and services.</p> <p>Solution Increase efficiency and productivity with one location to manage phone users and personal features! Office Administrators can quickly and easily set up employees on the Web Portal and assign telephone numbers.</p> <p>Setup</p> <p>Source: http://media.cox.com/cbsupport/print_media/phone/interface/voicemanager/VMRD_User_Profile_and_Feature_Settings.pdf</p> <p>A continued example of Cox's VoiceManager product meeting the elements of the preamble include Cox's ability to execute a communications service in accordance with subscriber profile data. Cox's below press release describes such functionality.</p>

Claim of U.S. Patent No. 7,907,714	Infringement Contentions
	<p data-bbox="741 347 1041 386">Press Releases</p> <p data-bbox="741 431 1808 522">Cox Business VoiceManager Delivers Unprecedented Communications Control To Businesses</p> <p data-bbox="741 566 1814 644">Cox Deploys North America's First Fully-Owned and Managed Next Generation Cable Telephony Service for Businesses</p> <p data-bbox="741 675 1898 909">ATLANTA – Cox Business today unveiled Cox Business VoiceManagerSM, a feature-rich telephony platform that integrates the desktop phone, PC and wireless devices to provide customers with enhanced communications control, flexibility and functionality that drive operational efficiency. Cox Business is the first cable provider in North America to deploy a fully-owned and managed IP telephony service that addresses the needs of the broad business market.</p> <p data-bbox="695 969 1463 998">Source: http://newsroom.cox.com/index.php?s=43&item=81</p>

Claim of U.S. Patent No. 7,907,714	Infringement Contentions
<p>receiving a subscriber request to view the subscriber profile data from a client which hosts a user interface configured to allow the subscriber to view and update the subscriber profile data;</p>	<p>Cox practices the method step of receiving a subscriber request to view the subscriber profile data from a client which hosts a user interface configured to allow the subscriber to view and update the subscriber profile data.</p> <p>For example, when a Cox subscriber logs in to the Voice Manager portal using a computing device, the subscriber can view and update voice portal profile data by selecting “Voice Tools,” and then “Voice Portal” from the “Applications” tab, as shown below.</p> 


Claim of U.S. Patent No. 7,907,714


Infringement Contentions


You are here: [Business Home](#) > [MyAccount](#) > [Resource Center](#)


MyAccount Resource Center

Welcome Brooks, Richard! Your role is **Profile Owner** | [Log in as a different user](#)

**Voice Tools**
Manage your business voice features, tools, and services
[View Voice Tools](#)





**Data Tools**
Backup files quickly, secure your computer and access email
[View Data Tools](#)





**View/Pay Bill**
See your monthly charges & pay your bill electronically
[Manage Your Bill](#)

Events, Seminars & Webinars

Upcoming Calendar
Listen to webinars, view our upcoming events or attend a seminar.

[Bookmark this page](#)

Need More Help?

-  [Send an Email to Cox.com](#)
-  [Find your nearest Service Center](#)
-  [Give us a call 24/7 Phone Support](#)
-  [Additional Contacts Local Information](#)

Follow Us On:


VOICEMAIL Access your Voicemail. [Click Here](#)

Welcome
Getting started information for your Cox Business services
[Learn more](#)

Free downloads
Download the Voice Toolbar, back up your files or prevent a computer virus
[Download now](#)

Top support questions
Leading customer support questions this month
[Read more](#)

Need more help?
24/7 access to customer care articles on all your services
[Visit support](#)

Claim of U.S. Patent No. 7,907,714	Infringement Contentions
	<div data-bbox="695 315 1770 370"> Dashboard User & System Management Call Settings Advanced Call Settings Applications </div> <div data-bbox="695 396 1010 461">  Applications </div> <div data-bbox="695 483 1661 509"> <p>Applications allows you to download and use applications that can help save you time and increase efficiency.</p> </div> <div data-bbox="730 545 1058 602"> Enhanced Receptionist Console </div> <div data-bbox="730 613 1016 740"> Call Center Call Center Name & Password Monitored Users Enhanced Receptionist Console Download </div> <div data-bbox="1115 545 1409 578"> General Applications </div> <div data-bbox="1115 586 1230 610"> Voice Portal </div> <div data-bbox="1507 545 1829 578"> VoiceManager Toolbar </div> <div data-bbox="1507 586 1808 691"> Contact List Outlook Integration Personal Status Manager VoiceManager Toolbar Download </div>

Claim of U.S. Patent No. 7,907,714	Infringement Contentions
	<p>Group Voice Portal Settings</p> <p>Voice Portal: <input checked="" type="radio"/> On <input type="radio"/> Off ?</p> <p>Voice Portal ID: 282006219_VMR@coxbusiness.com</p> <p>Phone Number: None</p> <p>Voice Portal Extension: 9999</p> <p>Allowed Logins: Extensions Only</p> <p>Voice Portal Wizard: <input checked="" type="radio"/> On <input type="radio"/> Off ?</p> <p>Reset Administrator Password: <input type="radio"/> Yes <input checked="" type="radio"/> No ?</p> <p>Personal Voice Portal Settings</p> <p>Auto Login: <input checked="" type="radio"/> On <input type="radio"/> Off</p> <p>Reset User Password: <input checked="" type="radio"/> Yes <input type="radio"/> No ?</p> <p>* New Password: <input type="text"/></p> <p>* Confirm New Password: <input type="text"/></p> <p>Cancel Save</p> <p>Source: http://www.cox.com/business/resource-center/video-accessing-my-account.cox?campcode=brc_video_1_02012014</p> <p>Source: http://cdna.eventstreams.com/coxbusiness/vmcustomer/#Voice_Portal</p>
retrieving the subscriber profile data from the communications network based upon receiving the subscriber request to view the subscriber profile data from the client;	<p>Cox practices the method step of retrieving the subscriber profile data from the communications network based upon receiving the subscriber request to view the subscriber profile data from the client.</p> <p>For example, the subscriber's voice portal settings are retrieved when the subscriber selects "Voice Portal" (see previous limitation). In the below example, the settings indicate that the voice portal is on and various settings are on or off.</p>

Claim of U.S. Patent No. 7,907,714	Infringement Contentions
	<div data-bbox="695 315 1770 370"> Dashboard User & System Management Call Settings Advanced Call Settings Applications </div> <div data-bbox="695 396 1010 461">  Applications </div> <div data-bbox="695 483 1661 509"> <p>Applications allows you to download and use applications that can help save you time and increase efficiency.</p> </div> <div data-bbox="730 545 1058 600"> Enhanced Receptionist Console </div> <div data-bbox="730 613 1016 740"> Call Center Call Center Name & Password Monitored Users Enhanced Receptionist Console Download </div> <div data-bbox="1115 545 1409 578"> General Applications </div> <div data-bbox="1115 587 1230 610"> Voice Portal </div> <div data-bbox="1507 545 1822 578"> VoiceManager Toolbar </div> <div data-bbox="1507 587 1801 691"> Contact List Outlook Integration Personal Status Manager VoiceManager Toolbar Download </div>

Claim of U.S. Patent No. 7,907,714	Infringement Contentions
	<p>Group Voice Portal Settings</p> <p>Voice Portal: <input checked="" type="radio"/> On <input type="radio"/> Off ?</p> <p>Voice Portal ID: 282006219_VMR@coxbusiness.com</p> <p>Phone Number: None</p> <p>Voice Portal Extension: 9999</p> <p>Allowed Logins: Extensions Only</p> <p>Voice Portal Wizard: <input checked="" type="radio"/> On <input type="radio"/> Off ?</p> <p>Reset Administrator Password: <input type="radio"/> Yes <input checked="" type="radio"/> No ?</p> <p>Personal Voice Portal Settings</p> <p>Auto Login: <input checked="" type="radio"/> On <input type="radio"/> Off</p> <p>Reset User Password: <input checked="" type="radio"/> Yes <input type="radio"/> No ?</p> <p>* New Password: <input type="text"/></p> <p>* Confirm New Password: <input type="text"/></p> <p>Cancel Save</p> <p>Source: http://cdna.eventstreams.com/coxbusiness/vmcustomer/#Voice_Portal</p>
forwarding the subscriber profile data to the client;	<p>Cox practices the method step of forwarding the subscriber profile data to the client.</p> <p>For example, the retrieved voice portal settings are forwarded to the subscriber's computing device for display.</p>

Claim of U.S. Patent No. 7,907,714	Infringement Contentions
	<p>Group Voice Portal Settings</p> <p>Voice Portal: <input checked="" type="radio"/> On <input type="radio"/> Off ?</p> <p>Voice Portal ID: 282006219_VMR@coxbusiness.com</p> <p>Phone Number: None</p> <p>Voice Portal Extension: 9999</p> <p>Allowed Logins: Extensions Only</p> <p>Voice Portal Wizard: <input checked="" type="radio"/> On <input type="radio"/> Off ?</p> <p>Reset Administrator Password: <input type="radio"/> Yes <input checked="" type="radio"/> No ?</p> <p>Personal Voice Portal Settings</p> <p>Auto Login: <input checked="" type="radio"/> On <input type="radio"/> Off</p> <p>Reset User Password: <input checked="" type="radio"/> Yes <input type="radio"/> No ?</p> <p>* New Password: <input type="text"/></p> <p>* Confirm New Password: <input type="text"/></p> <p>Cancel Save</p> <p>Source: http://cdna.eventstreams.com/coxbusiness/vmcustomer/#Voice_Portal</p>
receiving a subscriber request to update the subscriber profile data from the client, and	<p>Cox practices the method step of receiving a subscriber request to update the subscriber profile data from the client.</p> <p>For example, the Cox Voice Manager portal receives a request from the subscriber's computing device to update the profile data when the subscriber selects the "Save" button. In the below example, the subscriber has selected "Yes" for "Reset User Password" and "On" for "Auto Login." The subscriber has also selected "On" for "Voice Portal" in order to enable employees to access Voice Portal.</p>

Claim of U.S. Patent No. 7,907,714	Infringement Contentions
	<div><h3>Group Voice Portal Settings</h3><p>Voice Portal: <input checked="" type="radio"/> On <input type="radio"/> Off ?</p><p>Voice Portal ID: 282006219_VMR@coxbusiness.com</p><p>Phone Number: None</p><p>Voice Portal Extension: 9999</p><p>Allowed Logins: Extensions Only</p><p>Voice Portal Wizard: <input checked="" type="radio"/> On <input type="radio"/> Off ?</p><hr/><p>Reset Administrator Password: <input type="radio"/> Yes <input checked="" type="radio"/> No ?</p><hr/><h3>Personal Voice Portal Settings</h3><p>Auto Login: <input checked="" type="radio"/> On <input type="radio"/> Off</p><p>Reset User Password: <input checked="" type="radio"/> Yes <input type="radio"/> No ?</p><p>* New Password: <input type="text"/></p><p>* Confirm New Password: <input type="text"/></p><div><input type="button" value="Cancel"/> <input type="button" value="Save"/></div></div>

Claim of U.S. Patent No. 7,907,714	Infringement Contentions
	<p><i>In order for employees to access Voice Portal, Administrators must click the Voice Portal On radio button under Group Voice Portal Settings to activate the feature.</i></p> <p>5. Under Personal Voice Portal Settings, click the Auto Login On radio button to access Voice Portal without entering a password when calling from your own phone.</p> <p><i>You can now dial 9999 to access Voice Portal from your office phone.</i></p> <p>6. Click the Reset User Password Yes radio button to change an existing password.</p> <p>7. Enter the New Password in the field provided.</p> <p>8. Re-enter the password in the Confirm New Password field.</p> <p>9. Click the Save button.</p> <p>Source: http://cdna.eventstreams.com/coxbusiness/vmcustomer/#Voice_Portal</p> <p>Source: http://www.cox.com/wcm/en/business/datasheet/VMR_VoiceManager_User_Guide.pdf</p>
forwarding an update for the	Cox practices the method step of forwarding an update for the subscriber profile data to the

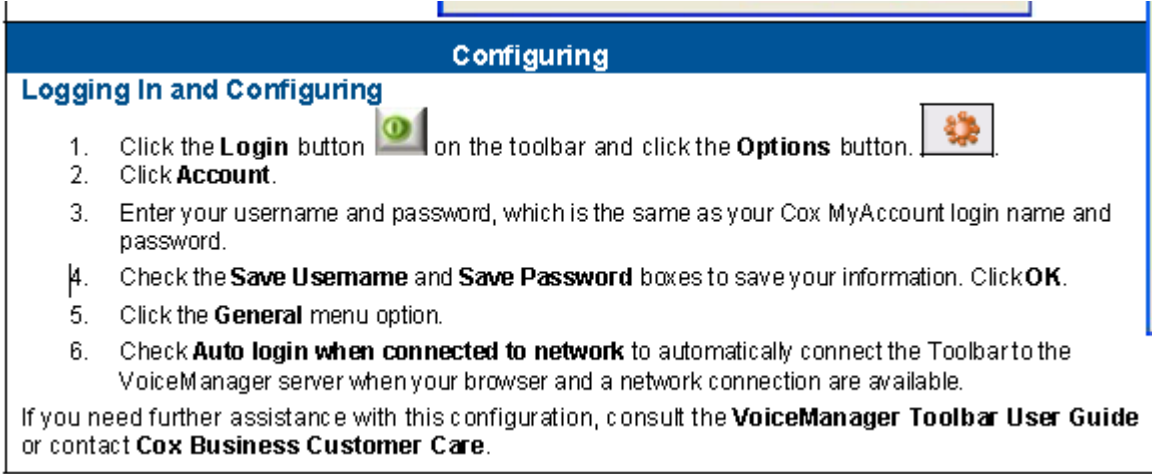


Claim of U.S. Patent No. 7,907,714	Infringement Contentions
<p>subscriber profile data to the communications network based upon receiving the subscriber request to update the subscriber profile data from the client.</p>	<p>communications network based upon receiving the subscriber request to update the subscriber profile data from the client.</p> <p>For example, when the Cox subscriber selects the “Save” button (see previous limitation), an update to the subscriber profile data is sent to the Cox network so that the voice portal preferences are effectuated in the VoiceManager system. In the below example, the subscriber has turned on “Voice Portal” and “Auto Login” and enabled “Reset User Password.”</p> <div data-bbox="709 609 1900 1295"> <p>Group Voice Portal Settings</p> <p>Voice Portal: <input checked="" type="radio"/> On <input type="radio"/> Off ?</p> <p>Voice Portal ID: 282006219_VMR@coxbusiness.com</p> <p>Phone Number: None</p> <p>Voice Portal Extension: 9999</p> <p>Allowed Logins: Extensions Only</p> <p>Voice Portal Wizard: <input checked="" type="radio"/> On <input type="radio"/> Off ?</p> <hr/> <p>Reset Administrator Password: <input type="radio"/> Yes <input checked="" type="radio"/> No ?</p> <hr/> <p>Personal Voice Portal Settings</p> <p>Auto Login: <input checked="" type="radio"/> On <input type="radio"/> Off</p> <p>Reset User Password: <input checked="" type="radio"/> Yes <input type="radio"/> No ?</p> <p>* New Password: <input type="text"/></p> <p>* Confirm New Password: <input type="text"/></p> <p>Cancel Save</p> </div>


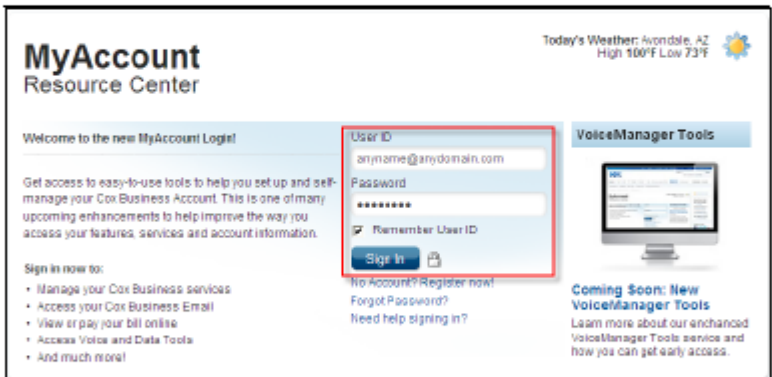
Claim of U.S. Patent No. 7,907,714	Infringement Contentions
	<p><i>In order for employees to access Voice Portal, Administrators must click the Voice Portal On radio button under Group Voice Portal Settings to activate the feature.</i></p> <ol style="list-style-type: none"> 5. Under Personal Voice Portal Settings, click the Auto Login On radio button to access Voice Portal without entering a password when calling from your own phone. <i>You can now dial 9999 to access Voice Portal from your office phone.</i> 6. Click the Reset User Password Yes radio button to change an existing password. 7. Enter the New Password in the field provided. 8. Re-enter the password in the Confirm New Password field. 9. Click the Save button. <p>Source: http://cdna.eventstreams.com/coxbusiness/vmcustomer/#Voice_Portal Source: http://www.cox.com/wcm/en/business/datasheet/VMR_VoiceManager_User_Guide.pdf</p>

Claim of U.S. Patent No. 7,907,714	Infringement Contentions
2. The method for managing subscriber profile data of claim 1,	See Claim 1
wherein the subscriber profile data is retrieved from the communications network via at least one intermediate system.	<p>Cox practices the method step of claim 1 wherein the subscriber profile data is retrieved from the communications network via at least one intermediate system.</p> <p>For example, Cox in describing its own systems not traversing the public internet but instead stating, “Cox uses a private SIP trunk to interface into the telecom network which does not affect any of your internal or Internet traffic.”</p> <p><i>Cox Business VoiceManager IP Centrex Services as a replacement to Verizon Digital Centrex BRI Lines and Digital PSets</i></p> <p>Cox Business is proposing to replace your Verizon digital lines (BRI) and PSets with our VoiceManager IP Centrex Services.</p> <p>IP Centrex is an advanced, cloud-based VoIP telephone service that delivers business-grade voice services over our private network for reliability and reduced overall costs. With its flexibility, it eliminates the complexity of traditional PBX or key systems and unites your entire organizational structure and multiple district buildings into a single communications platform.</p> <p>This system is both reliable and affordable, and offers better value and more flexibility than purchasing a separate business phone system. With IP Centrex, Cox will replace your Psets with Cisco IP handsets and a feature-rich -platform that you never have to upgrade or maintain. The system provides efficient abbreviated dialing between locations, available auto attendant and voicemail with email to voicemail-integrated communications. VoiceManager IP Centrex eliminates the need for trunking between locations, or separate PBXs, which combines your entire district of many locations into a single phone system. The service also requires no maintenance contracts or costly equipment upgrades.</p> <p>Cox differentiates VOIP services from our competitors by providing the IP Centrex voice services over private SIP trunks. Our services do not traverse the public Internet. This enables us to keep the high quality voice service which customers expect from their provider. Many other providers use an "Over the Top" topology whereby they use the public Internet to interface with your network. Cox uses a private SIP trunk to interface into the telecom network which does not affect any of your internal or Internet traffic.</p> <p>Because all services described above are part of Cox Business VoiceManager line of voice services, all calls within the district will have the ability to have 4 digit dialing.</p> <p>13</p> <p>Source: Page 13 of Cox RI Telecom, LLC Response to Providence School District RFP</p>

Claim of U.S. Patent No. 7,907,714	Infringement Contentions
	http://www.google.com/url?sa=t&rct=j&q=&esrc=s&frm=1&source=web&cd=4&ved=0CDMQFjAD&url=http%3A%2F%2Fprovidenceri.iqm2.com%2FCitizens%2FFileOpen.aspx%3FTYPE%3D4%26ID%3D5312%26MeetingID%3D2395&ei=Olv_VKn2CIydygTcoIDAAG&usg=AFQjCNFv3IdZB-UT8tuGB9a2eSCb9a9wggw
3. The method for managing subscriber profile data of claim 1,	See claim 1
wherein the update for the subscriber profile data is forwarded to the communications network via at least one intermediate system.	<p>Cox practices the method step of claim 1 wherein the update for the subscriber profile data is forwarded to the communications network via at least one intermediate system.</p> <p>For example, Cox in describing its own systems not traversing the public internet but instead stating, “Cox uses a private SIP trunk to interface into the telecom network which does not affect any of your internal or Internet traffic.”</p>

Claim of U.S. Patent No. 7,907,714	Infringement Contentions
	<p><i>Cox Business VoiceManager IP Centrex Services as a replacement to Verizon Digital Centrex BRI Lines and Digital PSets</i></p> <p>Cox Business is proposing to replace your Verizon digital lines (BRI) and PSets with our VoiceManager IP Centrex Services.</p> <p>IP Centrex is an advanced, cloud-based VoIP telephone service that delivers business-grade voice services over our private network for reliability and reduced overall costs. With its flexibility, it eliminates the complexity of traditional PBX or key systems and unites your entire organizational structure and multiple district buildings into a single communications platform.</p> <p>This system is both reliable and affordable, and offers better value and more flexibility than purchasing a separate business phone system. With IP Centrex, Cox will replace your Psets with Cisco IP handsets and a feature-rich -platform that you never have to upgrade or maintain. The system provides efficient abbreviated dialing between locations, available auto attendant and voicemail with email to voicemail-integrated communications. VoiceManager IP Centrex eliminates the need for trunking between locations, or separate PBXs, which combines your entire district of many locations into a single phone system. The service also requires no maintenance contracts or costly equipment upgrades.</p> <p>Cox differentiates VOIP services from our competitors by providing the IP Centrex voice services over private SIP trunks. Our services do not traverse the public Internet. This enables us to keep the high quality voice service which customers expect from their provider. Many other providers use an "Over the Top" topology whereby they use the public Internet to interface with your network. Cox uses a private SIP trunk to interface into the telecom network which does not affect any of your internal or Internet traffic.</p> <p>Because all services described above are part of Cox Business VoiceManager line of voice services, all calls within the district will have the ability to have 4 digit dialing.</p> <p>13</p> <p>Source: Page 13 of Cox RI Telecom, LLC Response to Providence School District RFP http://www.google.com/url?sa=t&rct=j&q=&esrc=s&frm=1&source=web&cd=4&ved=0CDMQFjAD&url=http%3A%2F%2Fprovidenceri.igmm2.com%2FCitizens%2FFileOpen.aspx%3FTYPE%3D4%26ID%3D5312%26MeetingID%3D2395&ei=Olv_VKn2CIydygTcoIDAAG&usg=AFQjCNFv3IdZB-UT8tuGB9a2eSCb9a9wgw</p>
4. The method for managing subscriber profile data of claim 1,	See Claim 1
wherein the profile management system comprises a server.	Cox practices the method of claim 1 wherein the profile management system comprises a server.

Claim of U.S. Patent No. 7,907,714	Infringement Contentions
	<p>For example, VoiceManager consists of at least one server as seen in its own reference materials, Cox refers to the VoiceManager Server.</p> <div data-bbox="703 412 1848 883">  <p>Configuring</p> <p>Logging In and Configuring</p> <ol style="list-style-type: none"> 1. Click the Login button  on the toolbar and click the Options button. . 2. Click Account. 3. Enter your username and password, which is the same as your Cox MyAccount login name and password. 4. Check the Save Username and Save Password boxes to save your information. Click OK. 5. Click the General menu option. 6. Check Auto login when connected to network to automatically connect the Toolbar to the VoiceManager server when your browser and a network connection are available. <p>If you need further assistance with this configuration, consult the VoiceManager Toolbar User Guide or contact Cox Business Customer Care.</p> <p>Source: http://media.cox.com/cbsupport/print_media/phone/interface/voicemanager/VoiceManager_Toolbar_QRG_v6.pdf </p> </div>
5. The method for managing subscriber profile data of claim 1,	See Claim 1
wherein the user interface is a graphical user interface.	<p>Cox practices the method of claim 1 wherein the user interface is a graphical user interface.</p> <p>For example, Cox's VoiceManager User Guide Release 2.0 states, "You can access the VoiceManager Web Portal in MyAccount through a graphical user interface (GUI)."</p>

Claim of U.S. Patent No. 7,907,714	Infringement Contentions
	<div data-bbox="741 321 1056 423">  </div> <div data-bbox="1524 406 1663 427"> Getting Started </div> <div data-bbox="741 457 1113 490"> <h3>Accessing the Web Portal</h3> </div> <div data-bbox="741 495 1640 545"> <p>You can access the VoiceManager Web Portal in MyAccount through a graphical user interface (GUI).</p> </div> <div data-bbox="846 557 1211 583"> <p>Figure 2. MyAccount Login Page</p> </div> <div data-bbox="819 592 1585 966">  </div> <div data-bbox="741 977 1365 1003"> <p>Use the following steps to access the VoiceManager Web Portal.</p> </div> <div data-bbox="779 1015 1650 1185"> <ol style="list-style-type: none"> 1. Enter www.cox.com in your web browser to open the Cox Business home page. 2. Click MyAccount in the Business options at the top of the screen. 3. Enter the login name that has been assigned to you in the Username field. (Note: Your login name/email address has been set up with Administrator privileges.) 4. Enter your Password in the corresponding field. (Note: All first-time users are prompted to change their password.) 5. Click Go to view your online profile information and associated accounts. </div> <div data-bbox="690 1230 791 1260"> <p>Source:</p> </div> <div data-bbox="690 1265 1820 1299"> <p>http://www.cox.com/wcm/en/business/datasheet/VMR_VoiceManager_User_Guide.pdf</p> </div>
<p>11. The method for managing subscriber profile data of claim 1, further comprising:</p>	<p>See Claim 1.</p>

Claim of U.S. Patent No. 7,907,714	Infringement Contentions
<p>controlling access to the subscriber profile data, using an access control system, to only allow authorized subscribers to view and request updates to the subscriber profile data.</p>	<p>Cox practices the method of controlling access to the subscriber profile data, using an access control system, to only allow authorized subscribers to view and request updates to the subscriber profile data.</p> <p>For example, the VoiceManager system contains administrators and users that are allowed to interact with the VoiceManager system.</p>

Claim of U.S. Patent No. 7,907,714

Infringement Contentions



Administrator Activities

Managing Users, Roles and Accounts

Use this screen to view and modify all Users, Roles, and Accounts along with the Profile Owner assigned to an account.

Figure 11. Manage Users/Roles/Accts – Add New User


Adding a User

1. From the **Profile Administration** menu, click the **Manage Users/Roles/Accts** option.
2. Check that the **Users** tab is selected and click the **Add New User** link.
3. Enter the user's email address, first / last name, and primary telephone number.
4. From the **Assign Account Access Permissions** section, check the box *only* if the user has full administrator rights. Otherwise, leave it unchecked.
5. Select the account to which you are adding the user from the **Account** drop-down menu.
6. Check the box(es) based on the user's role(s) in the company.
7. Click the **Save** link.

Adding a Phone Number to the New User

1. From the **Voice Administration** menu, click the **Manage Phone Numbers** option.
2. Highlight the new user's name.
3. Select from the list of available phone numbers and click **Assign Number**.

Claim of U.S. Patent No. 7,907,714	Infringement Contentions
	<p>Source: http://www.cox.com/wcm/en/business/datasheet/wk-voicemanager-admin-guide.pdf</p> <p>See also pages 6-15 of the VoiceManager Administrator Guide 2.0</p>
<p>13. A method for managing subscriber profile data associated with a communications service subscribed to by a subscriber, the subscriber profile data being stored on a communications network which executes the communications service in accordance with the subscriber profile data, the method comprising:</p>	<p>Cox's practices a method for managing subscriber profile data associated with a communications service subscribed to by a subscriber, the subscriber profile data being stored on a communications network which executes the communications service in accordance with the subscriber profile data.</p> <p>For example, Cox provides a "Voice Manager" web portal which allows users to access, edit, and maintain their user data regarding Voice Manager services online, the data being stored on Cox's nationwide IP network. A subscriber can log in to the Voice Manager portal to view and modify profile data, including data related to features of the voice service provided by the Cox secure network. One such feature is voice portal.</p>

Claim of U.S. Patent No. 7,907,714	Infringement Contentions
	<div data-bbox="709 321 1913 532">  <div data-bbox="1381 360 1913 532"> <p>Setting Up...</p> <p>User Profile & Feature Settings</p> </div> </div> <div data-bbox="762 581 1906 613"> <p>Feature Description</p> </div> <div data-bbox="762 613 1906 699"> <p>User Profile & Feature Settings provides administrators the ability to assign phone numbers, review settings, and manage employees' feature settings once users are added on the Web Portal. This feature is available with all VoiceManager packages and services.</p> </div> <div data-bbox="762 716 1906 748"> <p>Solution</p> </div> <div data-bbox="762 748 1906 834"> <p>Increase efficiency and productivity with one location to manage phone users and personal features! Office Administrators can quickly and easily set up employees on the Web Portal and assign telephone numbers.</p> </div> <div data-bbox="762 850 1906 883"> <p>Setup</p> </div> <div data-bbox="688 894 1913 1003"> <p>Source: http://media.cox.com/cbsupport/print_media/phone/interface/voicemanager/VMRD_User_Profile_and_Feature_Settings.pdf</p> </div> <div data-bbox="688 1040 1913 1146"> <p>A continued example of Cox's VoiceManager product meeting the elements of the preamble include Cox's ability to execute a communications service in accordance with subscriber profile data. Cox's below press release describes such functionality.</p> </div>

Claim of U.S. Patent No. 7,907,714	Infringement Contentions
	<p>Press Releases</p> <p>Cox Business VoiceManager Delivers Unprecedented Communications Control To Businesses</p> <p>Cox Deploys North America's First Fully-Owned and Managed Next Generation Cable Telephony Service for Businesses</p> <p>ATLANTA – Cox Business today unveiled Cox Business VoiceManagerSM, a feature-rich telephony platform that integrates the desktop phone, PC and wireless devices to provide customers with enhanced communications control, flexibility and functionality that drive operational efficiency. Cox Business is the first cable provider in North America to deploy a fully-owned and managed IP telephony service that addresses the needs of the broad business market.</p> <p>Source: http://newsroom.cox.com/index.php?s=43&item=81</p>
<p>receiving, from a profile management system, a subscriber request to view the subscriber profile data, the subscriber request to view the subscriber profile data being received from the profile management system based upon the profile management system receiving the subscriber request to view the subscriber profile data from</p>	<p>Cox practices the method step of receiving, from a profile management system, a subscriber request to view the subscriber profile data, the subscriber request to view the subscriber profile data being received from the profile management system based upon the profile management system receiving the subscriber request to view the subscriber profile data from a client which hosts a user interface configured to allow the subscriber to view and update the subscriber profile data.</p> <p>For example, when a Cox subscriber logs in to the Voice Manager portal using a computing device, the subscriber can view and update voice portal profile data by selecting “Voice Tools,” and then “Voice Portal” from the “Applications” tab, as shown below.</p>

Claim of U.S. Patent No. 7,907,714

a client which hosts a user interface configured to allow the subscriber to view and update the subscriber profile data;

Infringement Contentions

You are here: [Business Home](#) > [MyAccount](#) > [Resource Center](#)

MyAccount Resource Center

Welcome to the new MyAccount Login!

Get access to easy-to-use tools to help you set up and self-manage your Cox Business Account. This is one of many upcoming enhancements to help improve the way you access your features, services and account information.

Sign in now to:

- Manage your Cox Business services
- Access your Cox Business Email
- View or pay your bill online
- Access Voice and Data Tools
- And much more!

User ID

Password

☐ Remember User ID


[Sign in](#)

[No Account? Register now!](#)

[Forgot Password?](#)

[Need help signing in?](#)

Events, Seminars & Webinars



Upcoming Calendar


Listen to webinars, view our upcoming events or attend a seminar.

[Bookmark this page](#)

Need More Help?

- [Send an Email to Cox.com](#)
- [Find your nearest Service Center](#)
- [Give us a call 24/7 Phone Support](#)
- [Additional Contacts Local Information](#)

Follow Us On:



[VIEW](#) Voice and Data Capabilities for Supporting your Business > [Click Here](#)

Welcome

Getting started information for our Cox Business services

> [Learn more](#)

Cox white papers

Information to help you address prevalent business challenges

> [Read more](#)

Customer testimonials

How do business customers feel about Cox as their partner?

> [Listen here](#)

Need more help?

24/7 access to customer care articles on all our services


> [Visit support](#)

Claim of U.S. Patent No. 7,907,714


Infringement Contentions


You are here: [Business Home](#) > [MyAccount](#) > [Resource Center](#)


MyAccount Resource Center


Today's Weather: Chesapeake, VA
High 71°F Low 54°F 

Welcome Brooks, Richard! Your role is **Profile Owner** | [Log in as a different user](#)

**Voice Tools**
Manage your business voice features, tools, and services
[View Voice Tools](#)





**Data Tools**
Backup files quickly, secure your computer and access email
[View Data Tools](#)





**View/Pay Bill**
See your monthly charges & pay your bill electronically
[Manage Your Bill](#)

Events, Seminars & Webinars

Upcoming Calendar
Listen to webinars, view our upcoming events or attend a seminar.

[Bookmark this page](#)

Need More Help?

-  [Send an Email to Cox.com](#)
-  [Find your nearest Service Center](#)
-  [Give us a call 24/7 Phone Support](#)
-  [Additional Contacts Local Information](#)

Follow Us On:


VOICEMAIL Access your Voicemail. [Click Here](#)

Welcome
Getting started information for your Cox Business services
[Learn more](#)

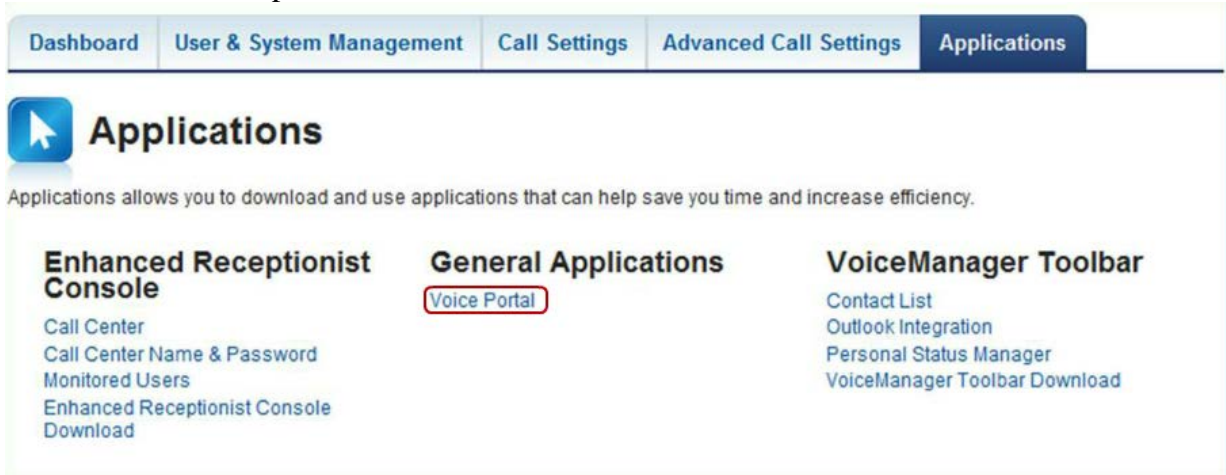
Free downloads
Download the Voice Toolbar, back up your files or prevent a computer virus
[Download now](#)

Top support questions
Leading customer support questions this month
[Read more](#)

Need more help?
24/7 access to customer care articles on all your services
[Visit support](#)

Claim of U.S. Patent No. 7,907,714	Infringement Contentions
	<div data-bbox="695 315 1906 776"> <div data-bbox="695 315 1906 370"> Dashboard User & System Management Call Settings Advanced Call Settings Applications </div> <div data-bbox="695 396 1010 461">  Applications </div> <div data-bbox="695 483 1661 509"> <p>Applications allows you to download and use applications that can help save you time and increase efficiency.</p> </div> <div data-bbox="730 545 1058 600"> Enhanced Receptionist Console </div> <div data-bbox="730 613 1016 740"> Call Center Call Center Name & Password Monitored Users Enhanced Receptionist Console Download </div> <div data-bbox="1115 545 1409 578"> General Applications </div> <div data-bbox="1115 587 1230 610"> Voice Portal </div> <div data-bbox="1507 545 1829 578"> VoiceManager Toolbar </div> <div data-bbox="1507 587 1808 691"> Contact List Outlook Integration Personal Status Manager VoiceManager Toolbar Download </div> </div>

Claim of U.S. Patent No. 7,907,714	Infringement Contentions
	<div data-bbox="709 321 1092 354">Group Voice Portal Settings</div> <div data-bbox="730 370 1554 678"> <div>Voice Portal: <input checked="" type="radio"/> On <input type="radio"/> Off ?</div> <div>Voice Portal ID: 282006219_VMR@coxbusiness.com</div> <div>Phone Number: None</div> <div>Voice Portal Extension: 9999</div> <div>Allowed Logins: Extensions Only</div> <div>Voice Portal Wizard: <input checked="" type="radio"/> On <input type="radio"/> Off ?</div> <div>Reset Administrator Password: <input type="radio"/> Yes <input checked="" type="radio"/> No ?</div> </div> <div data-bbox="709 735 1129 768">Personal Voice Portal Settings</div> <div data-bbox="730 784 1516 946"> <div>Auto Login: <input checked="" type="radio"/> On <input type="radio"/> Off</div> <div>Reset User Password: <input checked="" type="radio"/> Yes <input type="radio"/> No ?</div> <div>* New Password: <input type="text"/></div> <div>* Confirm New Password: <input type="text"/></div> </div> <div data-bbox="1684 971 1894 1010"> <div>Cancel</div> <div>Save</div> </div> <div data-bbox="693 1023 1696 1128"> <p>Source: http://www.cox.com/business/resource-center/video-accessing-my-account.cox?campcode=brc_video_1_02012014</p> <p>Source: http://cdna.eventstreams.com/coxbusiness/vmcustomer/#Voice_Portal</p> </div>
forwarding the subscriber profile data to the profile management system based upon receiving the subscriber request to view the subscriber profile data from the profile management system, the profile management system being configured to forward the subscriber	<p>Cox practices the method step of forwarding the subscriber profile data to the profile management system based upon receiving the subscriber request to view the subscriber profile data from the profile management system, the profile management system being configured to forward the subscriber profile data to the client when the profile management system receives the subscriber profile data.</p> <p>For example, the subscriber's voice portal settings are retrieved when the subscriber selects "Voice Portal" (see previous limitation). In the below example, the settings indicate that the</p>

Claim of U.S. Patent No. 7,907,714	Infringement Contentions
<p>profile data to the client when the profile management system receives the subscriber profile data;</p>	<p>voice portal is on. In order to edit the settings the subscriber can choose different radio buttons or choose from a drop down menu.</p> 

Claim of U.S. Patent No. 7,907,714	Infringement Contentions
	<div data-bbox="709 321 1092 354"> Group Voice Portal Settings </div> <div data-bbox="730 370 1554 678"> <div> Voice Portal: <input checked="" type="radio"/> On <input type="radio"/> Off ? </div> <div> Voice Portal ID: 282006219_VMR@coxbusiness.com </div> <div> Phone Number: None </div> <div> Voice Portal Extension: 9999 </div> <div> Allowed Logins: <div>Extensions Only</div> </div> <div> Voice Portal Wizard: <input checked="" type="radio"/> On <input type="radio"/> Off ? </div> <div> Reset Administrator Password: <input type="radio"/> Yes <input checked="" type="radio"/> No ? </div> </div> <div data-bbox="709 735 1129 768"> Personal Voice Portal Settings </div> <div data-bbox="709 784 1522 946"> <div> Auto Login: <input checked="" type="radio"/> On <input type="radio"/> Off </div> <div> Reset User Password: <input checked="" type="radio"/> Yes <input type="radio"/> No ? </div> <div> * New Password: <input type="text"/> </div> <div> * Confirm New Password: <input type="text"/> </div> </div> <div data-bbox="1686 971 1896 1011"> <div>Cancel</div> <div>Save</div> </div> <div data-bbox="693 1092 1696 1133"> Source: http://cdna.eventstreams.com/coxbusiness/vmcustomer/#Voice_Portal </div>
receiving an update for the subscriber profile data from the profile management system, the update for the subscriber profile data being received from the profile management system based upon the profile management system	<p>Cox practices the method step of receiving an update for the subscriber profile data from the profile management system, the update for the subscriber profile data being received from the profile management system based upon the profile management system receiving a subscriber request to update the subscriber profile data from the client.</p> <p>For example, when the Cox subscriber selects the “Save” button (see previous limitation), an update to the subscriber profile data is sent to the Cox network so that the voice portal</p>

Claim of U.S. Patent No. 7,907,714	Infringement Contentions
<p>receiving a subscriber request to update the subscriber profile data from the client,</p>	<p>preferences are effectuated in the VoiceManager system. In the below example, the subscriber has turned on “Voice Portal” and “Auto Login” and enabled “Reset User Password.”</p> <div data-bbox="699 414 1900 1128"> <div> Group Voice Portal Settings </div> <div> <div>Voice Portal:</div> <div> <input checked="" type="radio"/> On <input type="radio"/> Off ? </div> </div> <div> <div>Voice Portal ID:</div> <div>282006219_VMR@coxbusiness.com</div> </div> <div> <div>Phone Number:</div> <div>None</div> </div> <div> <div>Voice Portal Extension:</div> <div>9999</div> </div> <div> <div>Allowed Logins:</div> <div>Extensions Only</div> </div> <div> <div>Voice Portal Wizard:</div> <div> <input checked="" type="radio"/> On <input type="radio"/> Off ? </div> </div> <div> <div>Reset Administrator Password:</div> <div> <input type="radio"/> Yes <input checked="" type="radio"/> No ? </div> </div> <div> Personal Voice Portal Settings </div> <div> <div>Auto Login:</div> <div> <input checked="" type="radio"/> On <input type="radio"/> Off </div> </div> <div> <div>Reset User Password:</div> <div> <input checked="" type="radio"/> Yes <input type="radio"/> No ? </div> </div> <div> <div>* New Password:</div> <div></div> </div> <div> <div>* Confirm New Password:</div> <div></div> </div> <div> <div>Cancel</div> <div>Save</div> </div> </div>

Claim of U.S. Patent No. 7,907,714	Infringement Contentions
	<p><i>In order for employees to access Voice Portal, Administrators must click the Voice Portal On radio button under Group Voice Portal Settings to activate the feature.</i></p> <p>5. Under Personal Voice Portal Settings, click the Auto Login On radio button to access Voice Portal without entering a password when calling from your own phone.</p> <p><i>You can now dial 9999 to access Voice Portal from your office phone.</i></p> <p>6. Click the Reset User Password Yes radio button to change an existing password.</p> <p>7. Enter the New Password in the field provided.</p> <p>8. Re-enter the password in the Confirm New Password field.</p> <p>9. Click the Save button.</p> <p>Source: http://cdna.eventstreams.com/coxbusiness/vmcustomer/#Voice_Portal Source: http://www.cox.com/wcm/en/business/datasheet/VMR_VoiceManager_User_Guide.pdf</p>
wherein the communications network executes the	Cox practices the method step above wherein the communications network executes the communications service in accordance with the updated subscriber profile data.

Claim of U.S. Patent No. 7,907,714	Infringement Contentions
<p>communications service in accordance with the updated subscriber profile data.</p>	<p>For example, once the voice portal preferences are updated the VoiceManager service executes the voice portal functionality in accordance with the updated settings. In the above example, voice portal would be enabled for the assigned users. The below describes voice portal functionality when speed dial is enabled.</p> <div data-bbox="690 596 1906 634" data-label="Section-Header"> Feature Description </div> <p>Voice Portal provides an interactive voice response application that you can call from any phone to manage services, voice mailboxes, or change passwords. Voice Portal is available with all VoiceManager Packages and IP Centrex service.</p> <div data-bbox="690 753 1906 792" data-label="Section-Header"> Solution </div> <p>Enjoy the flexibility of managing your phone service by calling an interactive voice response to manage or use features and update passwords.</p> <p>Source: http://www.cox.com/wcm/en/business/datasheet/VMR_VoiceManager_User_Guide.pdf See also page 107 of the VoiceManager MyAccount User Guide</p>
<p>14. The method for managing subscriber profile data of claim 13,</p>	<p>See Claim 13</p>
<p>wherein the subscriber profile data is forwarded to the profile management system via at least one intermediate system.</p>	<p>Cox practices the method step of claim 13 wherein the subscriber profile data is forwarded to the profile management system via at least one intermediate system.</p> <p>For example, Cox in describing its own systems not traversing the public internet but instead stating, “Cox uses a private SIP trunk to interface into the telecom network which does not affect any of your internal or Internet traffic.”</p>

Claim of U.S. Patent No. 7,907,714	Infringement Contentions
	<p><i>Cox Business VoiceManager IP Centrex Services as a replacement to Verizon Digital Centrex BRI Lines and Digital PSets</i></p> <p>Cox Business is proposing to replace your Verizon digital lines (BRI) and PSets with our VoiceManager IP Centrex Services.</p> <p>IP Centrex is an advanced, cloud-based VoIP telephone service that delivers business-grade voice services over our private network for reliability and reduced overall costs. With its flexibility, it eliminates the complexity of traditional PBX or key systems and unites your entire organizational structure and multiple district buildings into a single communications platform.</p> <p>This system is both reliable and affordable, and offers better value and more flexibility than purchasing a separate business phone system. With IP Centrex, Cox will replace your Psets with Cisco IP handsets and a feature-rich -platform that you never have to upgrade or maintain. The system provides efficient abbreviated dialing between locations, available auto attendant and voicemail with email to voicemail-integrated communications. VoiceManager IP Centrex eliminates the need for trunking between locations, or separate PBXs, which combines your entire district of many locations into a single phone system. The service also requires no maintenance contracts or costly equipment upgrades.</p> <p>Cox differentiates VOIP services from our competitors by providing the IP Centrex voice services over private SIP trunks. Our services do not traverse the public Internet. This enables us to keep the high quality voice service which customers expect from their provider. Many other providers use an "Over the Top" topology whereby they use the public Internet to interface with your network. Cox uses a private SIP trunk to interface into the telecom network which does not affect any of your internal or Internet traffic.</p> <p>Because all services described above are part of Cox Business VoiceManager line of voice services, all calls within the district will have the ability to have 4 digit dialing.</p> <p>13</p> <p>Source: Page 13 of Cox RI Telecom, LLC Response to Providence School District RFP http://www.google.com/url?sa=t&rct=j&q=&esrc=s&frm=1&source=web&cd=4&ved=0CDMQFjAD&url=http%3A%2F%2Fprovidenceri.igmm2.com%2FCitizens%2FFileOpen.aspx%3FTYPE%3D4%26ID%3D5312%26MeetingID%3D2395&ei=Olv_VKn2CIydygTcoIDAAG&usg=AFQjCNFv3IdZB-UT8tuGB9a2eSCb9a9wgv</p>
15. The method for managing subscriber profile data of claim 13,	See Claim 13
wherein the update for the subscriber profile data is received from the profile management system via at least one intermediate system.	<p>Cox practices the method step of claim 13 wherein the update for the subscriber profile data is received from the profile management system via at least one intermediate system.</p> <p>For example, Cox in describing its own systems not traversing the public internet but instead</p>

Claim of U.S. Patent No. 7,907,714	Infringement Contentions
	<p>stating, “Cox uses a private SIP trunk to interface into the telecom network which does not affect any of your internal or Internet traffic.”</p> <p><i>Cox Business VoiceManager IP Centrex Services as a replacement to Verizon Digital Centrex BRI Lines and Digital PSets</i></p> <p>Cox Business is proposing to replace your Verizon digital lines (BRI) and PSets with our VoiceManager IP Centrex Services.</p> <p>IP Centrex is an advanced, cloud-based VoIP telephone service that delivers business-grade voice services over our private network for reliability and reduced overall costs. With its flexibility, it eliminates the complexity of traditional PBX or key systems and unites your entire organizational structure and multiple district buildings into a single communications platform.</p> <p>This system is both reliable and affordable, and offers better value and more flexibility than purchasing a separate business phone system. With IP Centrex, Cox will replace your Psets with Cisco IP handsets and a feature-rich -platform that you never have to upgrade or maintain. The system provides efficient abbreviated dialing between locations, available auto attendant and voicemail with email to voicemail-integrated communications. VoiceManager IP Centrex eliminates the need for trunking between locations, or separate PBXs, which combines your entire district of many locations into a single phone system. The service also requires no maintenance contracts or costly equipment upgrades.</p> <p>Cox differentiates VOIP services from our competitors by providing the IP Centrex voice services over private SIP trunks. Our services do not traverse the public Internet. This enables us to keep the high quality voice service which customers expect from their provider. Many other providers use an "Over the Top" topology whereby they use the public Internet to interface with your network. Cox uses a private SIP trunk to interface into the telecom network which does not affect any of your internal or Internet traffic.</p> <p>Because all services described above are part of Cox Business VoiceManager line of voice services, all calls within the district will have the ability to have 4 digit dialing.</p> <p>13</p> <p>Source: Page 13 of Cox RI Telecom, LLC Response to Providence School District RFP http://www.google.com/url?sa=t&rct=j&q=&esrc=s&frm=1&source=web&cd=4&ved=0CDMQFjAD&url=http%3A%2F%2Fprovidenceri.igmp2.com%2FCitizens%2FFileOpen.aspx%3FTYPE%3D4%26ID%3D5312%26MeetingID%3D2395&ei=Olv_VKn2CIydygTcoIDA&usg=</p>
22. The method for managing subscriber profile data of claim 13,	See Claim 13
wherein the profile management system communicates with the client	Cox practices the method of claim 13 wherein the profile management system communicates with the client using TCP/IP.

Claim of U.S. Patent No. 7,907,714	Infringement Contentions
<p>using TCP/IP.</p>	<p>For example, Cox Minimum Hardware and Software Requirements require TCP/IP connectivity.</p> <p>1.3.2 Minimum Hardware and Software Requirements</p> <p>1.3.3 Microsoft Windows Platform</p> <p>The hardware requirements for Microsoft Windows platform include:</p> <ul style="list-style-type: none"> ▪ 1.2 GHz or higher, Pentium 3 or compatible CPU ▪ 512 megabytes (MB) of RAM recommended minimum; more memory improves performance ▪ 60 MB available hard disk space ▪ Video graphics card with 8 MB of RAM, minimum ▪ Super VGA Monitor (15 inches or larger) ▪ 800 x 600 screen resolution minimum (1024 x 768 is recommended) ▪ TCP/IP connectivity to the Open Client Server on port designated by the service provider (default port is 2208); <p>Source: VoiceManager Toolbar User Guide Release 17.0 http://media.cox.com/cbsupport/print_media/phone/interface/voicemanager/VoiceManager_Toolbar_User_GuideR17.pdf</p>