



US008052983B2

(12) **United States Patent**
Ashley(10) **Patent No.:** **US 8,052,983 B2**
(45) **Date of Patent:** ***Nov. 8, 2011**(54) **METHODS OF TREATING ACNE**(75) Inventor: **Robert A. Ashley**, Newtown, PA (US)(73) Assignee: **Galderma Laboratories, Inc.**, Fort Worth, TX (US)

(*) Notice: Subject to any disclaimer, the term of this patent is extended or adjusted under 35 U.S.C. 154(b) by 215 days.

This patent is subject to a terminal disclaimer.

(21) Appl. No.: **11/876,478**(22) Filed: **Oct. 22, 2007**(65) **Prior Publication Data**

US 2008/0171727 A1 Jul. 17, 2008

Related U.S. Application Data

(60) Continuation of application No. 10/757,656, filed on Jan. 14, 2004, now abandoned, which is a division of application No. 10/117,709, filed on Apr. 5, 2002, now Pat. No. 7,211,267.

(60) Provisional application No. 60/281,916, filed on Apr. 5, 2001, provisional application No. 60/325,489, filed on Sep. 26, 2001.

(51) **Int. Cl.**
A61K 9/68 (2006.01)(52) **U.S. Cl.** **424/401; 514/152**(58) **Field of Classification Search** None
See application file for complete search history.(56) **References Cited****U.S. PATENT DOCUMENTS**

4,704,383	A	11/1987	McNamara et al.	
5,122,519	A	6/1992	Ritter	
5,260,292	A *	11/1993	Robinson et al.	514/198
5,674,539	A	10/1997	Tomas et al.	
5,827,840	A	10/1998	Ramamurthy et al.	
5,908,838	A	6/1999	Gans	
5,998,390	A	12/1999	Ramamurthy et al.	
6,455,583	B1 *	9/2002	Pflugfelder et al.	514/528
6,673,843	B2	1/2004	Arbiser	
7,014,858	B2	3/2006	Ashley	
2003/0082120	A1	5/2003	Milstein	
2003/0148945	A1	8/2003	McNicol et al.	
2005/0239723	A1	10/2005	Amin et al.	

FOREIGN PATENT DOCUMENTS

EP	0 410 099	A1	1/1991
WO	WO 83/00628		3/1983
WO	WO 99/58131		11/1999

OTHER PUBLICATIONSAkamatsu, et al. "Effect of Keigai-Rengyo-To, a Japanese Kampo Medicine, on Neutrophil Functions: A Possible Mechanism of Action of Keigai-Rengyo-To in Acne," *The Journal of International Medical Research*, 25: 255-265 (1997).Baer, et al. "High-Dose Tetracycline Therapy in Severe Acne," *Arch Dermatol*, 112:479-481 (Apr. 1976).Cheryl Guttman, "Emerging resistance changes face of antibiotic therapy for acne," *Dermatology Times*, Jan. 2001, p. 22.Hirohiko Akamatsu, Maki Asada, Jinro Komura, Yasuo Asada, and Yukie Niwa, "Effect of Doxycycline on the Generation of Reactive Oxygen Species: A Possible Mechanism of Action of Acne Therapy with Doxycycline," *Acta Derm Venereol (Stockh)* 72:178-178 (1992). Bodokh, Y. Jacomet, J. Ph. Lacour and J.P. Ortonne, "Minocycline Induces an Increase in the Number of Excreting Pilosebaceous Follicles in Acne Vulgaris," *Acta Derm Venereol (Stockh)*, 77:255-259 (1997).W. J. Cunliffe, M.D., F.R.C.P., "Evolution of a Strategy for the Treatment of Acne," *J Am Acad Dermatol*, 16:591-9 (1987).E. Anne Eady, Eileen Ingham, Christina E. Walters, Jonathan H. Cove, and William J. Cunliffe, "Modulation of Comedonal Levels of Interleukin-1 in Acne Patients Treated with Tetracyclines," *J Invest Dermatol*, 101:86-91 (1993).Boni E. Elewski, M.D., Beth A.J. Lamb, W. Mitchell Sams, Jr., M.D., and W. Ray Gammon, M.D., "In Vivo Suppression of Neutrophil Chemotaxis by Systemically and Topically Administered Tetracycline," *J Am Acad Dermatol*, 8:807-812 (1983).Nancy B. Esterly, M.D., Nancy L. Furey, M.D., and Lillian E. Flanagan, B.S., "The Effect of Antimicrobial Agents on Leukocyte Chemotaxis," *The Journal of Investigative Dermatology*, 70(1):51-55 (1978).Sainte-Marie, I. Tenaud, O. Jumbou and B. Dréno, "Minocycline Modulation of Alpha-MSH Production by Keratinocytes In vitro," *Acta Derm Venereol* 79:265-267 (1999).Hoshiki Miyachi, M.D., Akira Yoshioka, M.D., Sadao Imamura, M.D., and Yukie Niwa, M.D., "Effect of Antibiotics on the Generation of Reactive Oxygen Species," *J Invest Dermatol*, 86(4):449-453 (1986).Gerd Plewig, M.D., and Erwin Schöpf, M.D., "Anti-Inflammatory Effects of Antimicrobial Agents: An In Vivo Study," *The Journal of Investigative Dermatology*, 65:532-536 (1975).M. Toyoda and M. Morohashi, "An Overview of Topical Antibiotics for Acne Treatment," *Dermatology*, 196:130-134 (1998).Sheila E. Unkles, and Curtis G. Gemmell, "Effect of Clindamycin, Erythromycin, Lincomycin, and Tetracycline on Growth and Extracellular Lipase Production by Propionibacteria In Vitro," *Antimicrobial Agents and Chemotherapy*, 21:39-43 (1982).G.F. Webster, K.J. McGinley, and J.J. Leyden, "Inhibition of Lipase Production in *Propionibacterium acnes* by Sub-Minimal-Inhibitory Concentrations of Tetracycline and Erythromycin," *British Journal of Dermatology*, 104:453-457 (1981).Guy F. Webster, M.D., Ph.D., Susan M. Toso, M.S., and Lutz Hegemann, M.D., "Inhibition of a Model of In Vitro Granuloma Formation by Tetracyclines and Ciprofloxacin," *Arch Dermatol*, 130:748-752 (1994).Reynold C. Wong, M.D., Sewon Kang, M.P.H., Jan L. Heezen, L.P. N., John J. Voorhees, M.D., and Charles N. Ellis, M.D., "Oral Ibuprofen and Tetracycline for the Treatment of Acne Vulgaris," *J Am Acad Dermatol*, 11:1076-1081 (1984).Kenneth S. Kornman and Edward H. Karl, "The Effect of Long-Term Low-Dose Tetracycline Therapy on the Subgingival Microflora in Refractory Adult Periodontitis," *J. Periodontol.*, 53(10):604-610 (Oct. 1982).

(Continued)

Primary Examiner — Susan Tran(74) *Attorney, Agent, or Firm* — Hoffman & Baron, LLP(57) **ABSTRACT**

A method of treating acne in a human in need thereof comprising administering systemically to said human a tetracycline compound in an amount that is effective to treat acne but has substantially no antibiotic activity, without administering a bisphosphonate compound.

11 Claims, 1 Drawing Sheet

Dr. Reddy's Laboratories, Ltd., et al.
v.
Galderma Laboratories, Inc.
IPR2015-_____
Exhibit 1036

Exh. 1036

OTHER PUBLICATIONS

- Bikowski, J.B., "Treatment of rosacea with doxycycline monohydrate," *Curtis*. Aug. 2000, 66(2):149-152.
- Jimenez-Acosta, "Response to tetracycline of telangiectasias in male hemophilic with human immunodeficiency virus infection," *J. Am. Acad. Dermatol.* Aug. 1988, 19(2 Pt. 1):369-379.
- Torresani, C., "Clarithromycin versus doxycycline in the treatment of rosacea," *Int. J. Clin. Dermatol.* Dec. 1997, 36(12):942-946.
- McClellan, K.J., "Topical Metronidazole. A review of its use in rosacea," *Am. J. Clin. Dermatol.* May-Jun. 2000, 1(3):191-199.
- Quarterman, M.J., "Ocular Rosacea. Signs, symptoms and tear studies before and after treatment with doxycycline," *Arch. Dermatol.* Jan. 1997, 133(1):49-54.
- Skidmore et al., "Effects of Subantimicrobial-Dose Doxycycline in the Treatment of Moderate Acne," *Archives of Dermatology* 139:459-464 (Apr. 2003), XP009047590.
- Akamatsu, et al. "Effects of subminimal inhibitory concentrations of minocycline on neutrophil chemotactic factor production in comedonal bacteria, neutrophil phagocytosis and oxygen metabolism," *Arch Dermatol Res* 283:524-528 (1991).
- Bikowski, et al. "Treatment of rosacea with doxycycline monohydrate" *Cutis*, 66:149-152 (Aug. 2000).
- Golub, et al. "Tetracyclines inhibit connective tissue breakdown: New therapeutic implications for an old family of drugs" *Critical Reviews in Oral Biology and Medicine*, 2(2):297-322 (1991).
- Illig "Positive side effects of antibiotic and antimicrobial substances in therapy" *Infection* 7 (Suppl. 6): S 584-588 (1979) (English translation. Original document in German.).
- Knight, et al. "A follow-up of tetracycline-treated rosacea" *British Journal of Dermatology* 93:577-580 (1975).
- Marks, et al. "Comparative effectiveness of tetracycline and ampicillin in rosacea" *The Lancet*, 1049-1052 (Nov. 13, 1971).
- Millar, et al. "A general practice study investigating the effect of minocycline (Minocin) 50 mg bd for 12 weeks in the treatment of acne vulgaris" *The British Journal of Clinical Practice* 41(8):882-886 (Aug. 1987).
- Plewig, et al. *Acne: Morphogenesis and Treatment*, Springer-Verlag 297-301 (1975).
- Webster, et al. "Suppression of Polymorphonuclear Leukocyte Chemotactic Factor Production in Propionibacterium acnes by Subminimal Inhibitory Concentrations of Tetracycline, Ampicillin, Minocycline, and Erythromycin" *Antimicrobial Agents and Chemotherapy* 21(5):770-772 (1982).

* cited by examiner

Similarly, in a recent clinical study it was reported that tetracycline in sub-antibiotic doses had no clinical effect on acne. (Cunliffe et al., *J. Am. Acad. Dermatol.*, 16:591-9 (1987).) In particular, a 100 mg total daily dose of minocycline and a 1.0 g total daily dose of tetracycline were found to be necessary to successfully treat acne.

The antibiotic effects of antibiotics are generally directly proportional to the dose administered of the antibiotics. Accordingly, in moderate to severe (i.e. inflammatory) forms of acne, oral antibiotics are typically administered at high doses. For example, in conventional acne therapy, tetracycline is administered at an initial dose of 500 to 2,000 mg/day, followed by a maintenance dose of 250-500 mg/day.

Clearly, the state-of-the-art teaching is that the clinical efficacy of systemically-administered tetracyclines in the treatment of acne is due, at least in significant part, to the antibiotic effects of the tetracyclines. In addition to their antibiotic effects, it has been proposed that tetracyclines reduce the number of inflammatory lesions (papules, pustules and nodules) by a variety of non-antibiotic mechanisms. Such mechanisms include interfering with the chemotaxis of polymorphonuclear leukocytes (PMN) into the inflammatory lesion, inhibition of PMN derived collagenase, and by scavenging reactive oxidative species produced by resident inflammatory cells.

There is no disclosure in the prior art of using either a sub-antibiotic dose of an antibiotic tetracycline compound, or of using a non-antibiotic tetracycline compound for the treatment of acne.

The use of tetracycline antibiotics, however, can lead to undesirable side effects. For example, the long term administration of antibiotic tetracyclines can reduce or eliminate healthy microbial flora, such as intestinal flora, and can lead to the production of antibiotic resistant organisms or the overgrowth of yeast and fungi.

Accordingly, there is a need for an effective treatment of acne which causes fewer undesirable side effects produced by the systemically-administered antibiotics used in conventional acne therapy.

SUMMARY OF INVENTION

The present invention provides a method of treating acne in a human in need thereof. The method comprises administering systemically to the human a tetracycline compound in an amount that is effective to treat acne but has substantially no antibiotic activity (i.e. substantially no antimicrobial activity), without administering a bisphosphonate compound.

Additionally, the present invention provides methods for reducing the number of comedones, inhibiting oxidation of melanin, and/or inhibiting lipid-associated abnormal follicular differentiation in a human in need thereof. These methods comprise administering systemically to the human a tetracycline compound in an amount that is effective for its purpose, e.g., to reduce the number of comedones, to inhibit oxidation of melanin, and/or to inhibit lipid-associated abnormal follicular differentiation, but has substantially no antibiotic activity.

BRIEF DESCRIPTION OF THE DRAWINGS

FIG. 1 shows the photoirritancy factor (PIF) for some tetracycline compounds. For structure K, the compounds indicated are as follows:

COL	R7	R8	R9
308	hydrogen	hydrogen	amino
311	hydrogen	hydrogen	palmitamide
306	hydrogen	hydrogen	dimethylamino

For structures L, M, N or O the compounds indicated are as follows:

COL	R7	R8	R9
801	hydrogen	hydrogen	acetamido
802	hydrogen	hydrogen	dimethylaminoacetamido
804	hydrogen	hydrogen	nitro
805	hydrogen	hydrogen	amino

For structure P, R8 is hydrogen and R9 is nitro.

DETAILED DESCRIPTION

The present invention provides methods of treating acne. As used herein, the term "acne" is a disorder of the skin characterized by papules, pustules, cysts, nodules, comedones, and other blemishes or skin lesions. These blemishes and lesions are often accompanied by inflammation of the skin glands and pilosebaceous follicles, as well as, microbial, especially bacterial, infection.

For the purposes of this specification, acne includes all known types of acne. Some types of acne include, for example, acne vulgaris, cystic acne, acne atrophica, bromide acne, chlorine acne, acne conglobata, acne cosmetica, acne detergentica, epidemic acne, acne estivalis, acne fulminans, halogen acne, acne indurata, iodide acne, acne keloid, acne mechanica, acne papulosa, pomade acne, premenstrual acne, acne pustulosa, acne scorbutica, acne scrofulosorum, acne urticata, acne varioliformis, acne venenata, propionic acne, acne excoricee, gram negative acne, steroid acne, nodulocystic acne and acne rosacea. Acne rosacea is characterized by inflammatory lesions (erythema) and permanent dilation of blood vessels (telangectasia).

The present invention is particularly effective in treating comedones, e.g., reducing the number of comedones. Both open and closed comedones can be treated in accordance with the methods of this invention.

The present invention can also be used to treat certain other types of acneiform dermal disorders, e.g. perioral dermatitis, seborrheic dermatitis in the presence of acne, gram negative folliculitis, sebaceous gland dysfunction, hidradenitis suppurativa, pseudo-folliculitis barbae, or folliculitis.

The method comprises the administration of a tetracycline compound to a human in an amount which is effective for its purpose e.g., the treatment of acne, including reducing the number of comedones, but which has substantially no antibiotic activity.

The tetracycline compound can be an antibiotic or non-antibiotic compound. The tetracycline compound has the general tetracycline structure indicated above, or a derivative thereof.

Some examples of antibiotic (i.e. antimicrobial) tetracycline compounds include doxycycline, minocycline, tetracycline, oxytetracycline, chlortetracycline, demeclocycline, lymecycline and their pharmaceutically acceptable salts. Doxycycline is preferably administered as its hyclate salt or as a hydrate, preferably monohydrate.

5

Non-antibiotic tetracycline compounds are structurally related to the antibiotic tetracyclines, but have had their antibiotic activity substantially or completely eliminated by chemical modification. For example, non-antibiotic tetracycline compounds are capable of achieving antibiotic activity comparable to that of tetracycline or doxycycline at concentrations at least about ten times, preferably at least about twenty five times, greater than that of tetracycline or doxycycline, respectively.

Examples of chemically modified non-antibiotic tetracyclines (CMTs) include 4-de(dimethylamino)tetracycline (CMT-1), tetracyclonitrile (CMT-2), 6-demethyl-6-deoxy-4-de(dimethylamino)tetracycline (CMT-3), 7-chloro-4-de(dimethylamino)tetracycline (CMT-4), tetracycline pyrazole (CMT-5), 4-hydroxy-4-de(dimethylamino)tetracycline (CMT-6), 4-de(dimethylamino)-12 α -deoxytetracycline (CMT-7), 6-deoxy-5 α -hydroxy-4-de(dimethylamino)tetracycline (CMT-8), 4-de(dimethylamino)-12 α -deoxyanhydrotetracycline (CMT-9), 4-de(dimethylamino)minocycline (CMT-10).

Further examples of chemically modified non-antibiotic tetracyclines include Structures C-Z. (See Index of Structures.)

Tetracycline derivatives, for purposes of the invention, may be any tetracycline derivative, including those compounds disclosed generically or specifically in co-pending U.S. patent application Ser. No. 09/573,654 filed on May 18, 2000, which are herein incorporated by reference.

The minimal amount of the tetracycline compound administered to a human is the lowest amount capable of providing effective treatment of acne. Effective treatment is a reduction or inhibition of the blemishes and lesions associated with acne. The amount of the tetracycline compound is such that it does not significantly prevent the growth of microbes, e.g. bacteria.

Two ways in which to describe the administered amount of a tetracycline compound is by daily dose, and by serum level.

For example, tetracycline compounds that have significant antibiotic activity may be administered in a dose (i.e. amount) which is 10-80% of the antibiotic dose. More preferably, the antibiotic tetracycline compound is administered in a dose which is 40-70% of the antibiotic dose.

Some examples of antibiotic doses of members of the tetracycline family include 50, 75, and 100 mg/day of doxycycline; 50, 75, 100, and 200 mg/day of minocycline; 250 mg of tetracycline one, two, three, or four times a day; 1000 mg/day of oxytetracycline; 600 mg/day of demeclocycline; and 600 mg/day of lymecycline.

Examples of the maximum non-antibiotic doses of tetracyclines based on steady-state pharmacokinetics are as follows: 20 mg/twice a day for doxycycline; 38 mg of minocycline one, two, three or four times a day; and 60 mg of tetracycline one, two, three or four times a day.

In a preferred embodiment, to reduce the number of comedones, doxycycline is administered in a daily amount of from about 30 to about 60 milligrams, but maintains a concentration in human plasma below the threshold for a significant antibiotic effect.

In an especially preferred embodiment, doxycycline hyclate is administered at a 20 milligram dose twice daily. Such a formulation is sold for the treatment of periodontal disease by CollaGenex Pharmaceuticals, Inc. of Newtown, Pa. under the trademark Periostat®.

Example 38 below summarizes a clinical study using 20 mg doxycycline hyclate tablets administered twice a day. A significant reduction in the number of comedones was observed. This reduction in the number of comedones is

6

unexpected. The reduction is particularly unexpected since, as can be seen from the microbiology results in Example 38, the treatment with doxycycline resulted in no reduction of skin microflora vis-à-vis a placebo control.

The administered amount of a tetracycline compound described by serum levels follows.

An antibiotic tetracycline compound is advantageously administered in an amount that results in a serum tetracycline concentration which is 10-80% of the minimum antibiotic serum concentration. The minimum antibiotic serum concentration is the lowest concentration known to exert a significant antibiotic effect.

Some examples of the approximate antibiotic serum concentrations of members of the tetracycline family follow.

For example, a single dose of two 100 mg minocycline HCl tablets administered to adult humans results in minocycline serum levels ranging from 0.74 to 4.45 μ g/ml over a period of an hour. The average level is 2.24 μ g/ml.

Two hundred and fifty milligrams of tetracycline HCl administered every six hours over a twenty-four hour period produces a peak plasma concentration of approximately 3 μ g/ml. Five hundred milligrams of tetracycline HCl administered every six hours over a twenty-four hour period produces a serum concentration level of 4 to 5 μ g/ml.

In one embodiment, the tetracycline compound can be administered in an amount which results in a serum concentration between about 0.1 and 10.0 μ g/ml, more preferably between 0.3 and 5.0 μ g/ml. For example, doxycycline is administered in an amount which results in a serum concentration between about 0.1 and 0.8 μ g/ml, more preferably between 0.4 and 0.7 μ g/ml.

Some examples of the plasma antibiotic threshold levels of tetracyclines based on steady-state pharmacokinetics are as follows: 1.0 μ g/ml for doxycycline; 0.8 μ g/ml for minocycline; and 0.5 μ g/ml for tetracycline.

Non-antibiotic tetracycline compounds can be used in higher amounts than antibiotic tetracyclines, while avoiding the indiscriminate killing of microbes, and the emergence of resistant microbes. For example, 6-demethyl-6-deoxy-4-de(dimethylamino)tetracycline (CMT-3) may be administered in doses of about 40 to about 200 mg/day, or in amounts that result in serum levels of about 1.55 μ g/ml to about 10 μ g/ml.

The actual preferred amounts of tetracycline compounds in a specified case will vary according to the particular compositions formulated, the mode of application, the particular sites of application, and the subject being treated.

The tetracycline compounds can be in the form of pharmaceutically acceptable salts of the compounds. The term "pharmaceutically acceptable salt" refers to a salt prepared from tetracycline compounds and pharmaceutically acceptable non-toxic acids or bases. The acids may be inorganic or organic acids of tetracycline compounds. Examples of inorganic acids include hydrochloric, hydrobromic, hydroiodic, sulfuric, and phosphoric acids. Examples of organic acids include carboxylic and sulfonic acids. The radical of the organic acids may be aliphatic or aromatic. Some examples of organic acids include formic, acetic, phenylacetic, propionic, succinic, glycolic, glucuronic, maleic, furoic, glutamic, benzoic, anthranilic, salicylic, phenylacetic, mandelic, embonic (pamoic), methanesulfonic, ethanesulfonic, panthenoic, benzenesulfonic, stearic, sulfanilic, alginic, tartaric, citric, gluconic, gulonic, arylsulfonic, and galacturonic acids. Appropriate organic bases may be selected, for example, from N,N-dibenzylethylenediamine, chloroprocaine, choline, diethanolamine, ethylenediamine, meglumine (N-methylglucamine), and procaine.

The tetracycline compounds mentioned above, especially doxycycline and minocycline, are unexpectedly effective in reducing the number of comedones when administered at a dose which has substantially no antibiotic effect. Preferably the reduction is at least about 20% greater than for a placebo control, more preferably at least about 30% greater than for a placebo control, most preferably at least about 40% greater than for a placebo control, and optimally at least about 50% greater than for a placebo control.

The inventors are not certain of, and do not wish to be limited by, any particular mechanism of action. Nevertheless, it is believed that the ability of tetracyclines, such as doxycycline, to inhibit oxidation of melanin and to inhibit lipid-associated abnormal follicular differentiation prevents keratinocytes from becoming cohesive, thereby inhibiting the formation of comedones.

Preferably, the tetracycline compounds have low phototoxicity, or are administered in an amount that results in a serum level at which the phototoxicity is acceptable. Phototoxicity is a chemically-induced photosensitivity. Such photosensitivity renders skin susceptible to damage, e.g. sunburn, blisters, accelerated aging, erythemas and eczematoid lesions, upon exposure to light, in particular ultraviolet light. The preferred amount of the tetracycline compound produces no more phototoxicity than is produced by the administration of a 40 mg total daily dose of doxycycline.

Phototoxicity can be evaluated in terms of a photirritancy factor (PIF), as described in the examples. A PIF value of about 1.0 indicates that a compound is considered to have no measurable phototoxicity.

The low phototoxic derivatives preferably have PIF values no greater than about 5, preferably no greater than about 2, more preferably no greater than about 1.5, most preferably no greater than about 1.2, and optimally about 1.

Some antibiotic tetracyclines having low phototoxicity include, for example, minocycline and tetracycline.

Some non-antibiotic tetracyclines having low phototoxicity include, but are not limited to, tetracycline compounds having the general formulae:

STRUCTURE K

wherein: R7, R8, and R9 taken together in each case, have the following meanings:

R7	R8	R9
hydrogen	hydrogen	amino
hydrogen	hydrogen	palmitamide
hydrogen	hydrogen	dimethylamino

and

STRUCTURE L STRUCTURE M

STRUCTURE N STRUCTURE O

wherein: R7, R8, and R9 taken together in each case, have the following meanings:

R7	R8	R9
hydrogen	hydrogen	acetamido
hydrogen	hydrogen	dimethylaminoacetamido
hydrogen	hydrogen	nitro
hydrogen	hydrogen	amino

and

STRUCTURE P

wherein: R8, and R9 taken together are, respectively, hydrogen and nitro.

The tetracycline compounds are administered without administering a bisphosphonate compound. Bisphosphonates compounds are related to inorganic pyrophosphonic acid. The bisphosphonates include, as non-limiting examples, alendronate ((4-amino-1-hydroxybutylidene) bisphosphonic acid), clodronate (dichloromethane diphosphonic acid), etidronate ((1-hydroxyethylidene) diphosphonic acid) and pamidronate ((3-amino-1-hydroxypropylidene) bisphosphonic acid); also risedronate ([1-hydroxy-2-(3-pyridinyl)ethylidene]bisphosphonic acid), tiludronate, i.e., tiludronic acid ([[(4-chlorophenyl) thio]methylene]bisphosphonic acid) and zolendronate.

The tetracycline compounds may, for example, be administered systemically. For the purposes of this specification, "systemic administration" means administration to a human by a method that causes the compounds to be absorbed into the bloodstream.

For example, the tetracyclines compounds can be administered orally by any method known in the art. For example, oral administration can be by tablets, capsules, pills, troches, elixirs, suspensions, syrups, wafers, chewing gum and the like.

Additionally, the tetracycline compounds can be administered enterally or parenterally, e.g., intravenously; intramuscularly; subcutaneously, as injectable solutions or suspensions; intraperitoneally; or rectally. Administration can also be intranasally, in the form of, for example, an intranasal spray; or transdermally, in the form of, for example, a patch.

For the pharmaceutical purposes described above, the tetracycline compounds of the invention can be formulated per se in pharmaceutical preparations optionally with a suitable pharmaceutical carrier (vehicle) or excipient as understood by practitioners in the art. These preparations can be made according to conventional chemical methods.

In the case of tablets for oral use, carriers which are commonly used include lactose and corn starch, and lubricating agents such as magnesium stearate are commonly added. For oral administration in capsule form, useful carriers include lactose and corn starch. Further examples of carriers and excipients include milk, sugar, certain types of clay, gelatin, stearic acid or salts thereof, calcium stearate, talc, vegetable fats or oils, gums and glycols.

When aqueous suspensions are used for oral administration, emulsifying and/or suspending agents are commonly added. In addition, sweetening and/or flavoring agents may be added to the oral compositions.

For intramuscular, intraperitoneal, subcutaneous and intravenous use, sterile solutions of the tetracycline compounds can be employed, and the pH of the solutions can be suitably adjusted and buffered. For intravenous use, the total concentration of the solute(s) can be controlled in order to render the preparation isotonic.

The tetracycline compounds of the present invention can further comprise one or more pharmaceutically acceptable additional ingredient(s) such as alum, stabilizers, buffers, coloring agents, flavoring agents, and the like.

The tetracycline compound may be administered intermittently. For example, the tetracycline compound may be administered 1-6 times a day, preferably 1-4 times a day.

Alternatively, the tetracycline compound may be administered by sustained release. Sustained release administration is a method of drug delivery to achieve a certain level of the drug

9

over a particular period of time. The level typically is measured by serum concentration. Further description of methods of delivering tetracycline compounds by sustained release can be found in the patent application, "Controlled Delivery of Tetracycline and Tetracycline Derivatives," filed on Apr. 5, 2001 and assigned to CollaGenex Pharmaceuticals, Inc. of Newtown, Pa. The aforementioned application is incorporated herein by reference in its entirety. For example, 40 milligrams of doxycycline may be administered by sustained release over a 24 hour period.

In the embodiment in which the tetracycline compound is a non-antibiotic tetracycline compound, administration can include topical application. Particular non-antibiotic tetracycline compounds have only limited biodistribution, e.g. CMT-5. In such cases, topical application is the preferred method of administration of the compound.

Carrier compositions deemed to be suited for topical use include gels, salves, lotions, creams, ointments and the like. The non-antibiotic tetracycline compound can also be incorporated with a support base or matrix or the like which can be directly applied to skin.

Topical application of non-antibiotic tetracycline compounds are effective in treating acne while not inducing significant toxicity in the human. For example, amounts of up to about 25% (w/w) in a vehicle are effective. Amounts of from about 0.1% to about 10% are preferred.

Combined or coordinated topical and systemic administration of the tetracycline compounds is also contemplated under the invention. For example, a non-absorbable non-antibiotic tetracycline compound can be administered topically, while a tetracycline compound capable of substantial absorption and effective systemic distribution in a human can be administered systemically.

The tetracycline compounds are prepared by methods known in the art. For example, natural tetracyclines may be modified without losing their antibiotic properties, although certain elements of the structure must be retained. The modifications that may and may not be made to the basic tetracycline structure have been reviewed by Mitscher in *The Chemistry of Tetracyclines*, Chapter 6, Marcel Dekker, Publishers, New York (1978). According to Mitscher, the substituents at positions 5-9 of the tetracycline ring system may be modified without the complete loss of antibiotic properties. Changes to the basic ring system or replacement of the substituents at positions 1-4 and 10-12, however, generally lead to synthetic tetracyclines with substantially less or effectively no antibiotic activity.

Further methods of preparing the tetracycline compounds are described in the examples.

EXAMPLES

The following examples serve to provide further appreciation of the invention but are not meant in any way to restrict the effective scope of the invention.

Preparation of Compounds

Example 1

4-Dedimethylamino-7-dimethylamino-6-demethyl-6-deoxy-9-nitrotetracycline sulfate

To a solution of one millimole of 4-dedimethylamino-7-dimethylamino-6-demethyl-6-deoxytetracycline in 25 ml of concentrated sulfuric acid at 0° C. was added 1.05 mmole of potassium nitrate. The resulting solution was stirred at ice bath temperature for 15 minutes and poured in one liter of

10

cold ether with stirring. The precipitated solid was allowed to settle and the majority of solvent decanted. The remaining material was filtered through a sintered glass funnel and the collected solid was washed well with cold ether. The product was dried in a vacuum desiccator overnight.

Example 2

9-amino-4-dedimethylamino-7-dimethylamino-6-demethyl-6-deoxytetracycline sulfate

To a solution of 300 mg of the 9-nitro compound from example 1, in 30 ml of ethanol was added 50 mg of PtO₂. The mixture was hydrogenated at atmospheric pressure until the theoretical amount of hydrogen was absorbed. The system is flushed with nitrogen, the catalyst PtO₂ is filtered and the filtrate added dropwise to 300 ml of ether. The product that separates is filtered and dried in a vacuum desiccator.

Example 3

9-Acetamido-4-dedimethylamino-7-dimethylamino-6-demethyl-6-deoxytetracycline sulfate

To a well stirred cold solution of 500 mg of 9-amino-4-dedimethylamino-7-dimethylamino-6-demethyl-6-deoxytetracycline sulfate from example 2, in 2.0 ml of 1,3-dimethyl-2-imidazolidinone, 500 mg of sodium bicarbonate was added followed by 0.21 ml of acetyl chloride. The mixture is stirred at room temperature for 30 minutes, filtered and the filtrate was added dropwise to 500 ml of ether. The product that separated was filtered and dried in a vacuum desiccator.

Example 4

4-Dedimethylamino-7-dimethylamino-6-demethyl-6-deoxy-9-diazoniumtetracycline sulfate

To a solution of 0.5 g of 9-amino-4-dedimethylamino-7-dimethylamino-6-demethyl-6-deoxytetracycline sulfate, from example 2, in 10 ml of 0.1N hydrochloric acid in methanol cooled in an ice bath, 0.5 ml of n-butyl nitrite was added. The solution was stirred at ice bath temperature for 30 minutes and then poured into 250 ml of ether. The product that separated was filtered, washed with ether and dried in a vacuum desiccator.

Example 5

9-Azido-4-dedimethylamino-7-dimethylamino-6-demethyl-6-deoxytetracycline sulfate

To a solution of 0.3 mmole of 4-dedimethylamino-7-dimethylamino-6-demethyl-6-deoxy-9-diazoniumtetracycline sulfate, from example 4, 10 ml of 0.1 N methanolic hydrogen chloride was added 0.33 mmole of sodium azide. The mixture was stirred at room temperature for 1.5 hours. The reaction mixture was then poured into 200 ml of ether. The product that separated was filtered and dried in a vacuum desiccator.

Example 6

9-Amino-8-chloro-4-dedimethylamino-7-dimethylamino-6-demethyl-6-deoxy-tetracycline sulfate

One gram of 9-azido-4-dedimethylamino-7-dimethylamino-6-demethyl-6-deoxytetracycline hydrochloride,

11

from example 4, was dissolved in 10 ml of concentrated sulfuric acid saturated with HCL at 0° C. The mixture was stirred at ice bath temperature for 1.5 hours and then slowly added dropwise to 500 ml of cold ether. The product that separated was filtered, washed with ether and dried in a vacuum desiccator.

Example 7

4-Dedimethylamino-7-dimethylamino-6-demethyl-6-deoxy-9-ethoxythiocarbonylthio-tetracycline sulfate

A solution of 1.0 mmole of 4-dedimethylamino-7-dimethylamino-6-demethyl-6-deoxy-9-diazoniumtetracycline sulfate, from example 4, in 15 ml of water was added to a solution of 1.15 mmole of potassium ethyl xanthate in 15 ml of water. The mixture was stirred at room temperature for one hour. The product separated and was filtered and dried in a vacuum desiccator.

Example 8A

General Procedure for Nitration

To 1 mmole of a 4-dedimethylamino-6-deoxytetracycline in 25 ml of concentrated sulfuric acid at 0° C. was added 1 mmole of potassium nitrate with stirring. The reaction solution was stirred for 15 minutes and then poured into 100 g of chopped ice. The aqueous solution was extracted 5 times with 20 ml of butanol each time. The butanol extracts were washed three times with 10 ml of water each time, and concentrated in vacuo to a volume of 25 ml. The light yellow crystalline solid which precipitated was filtered, washed with 2 ml of butanol and dried in vacuo at 60° C. for 2 hours. This solid was a mixture of the two mononitro isomers.

Example 8B

4-Dedimethylamino-6-deoxy-9-nitrotetracycline

To 980 mg of the nitration product from 4-dedimethylamino-6-deoxytetracycline (a mixture of the 2 isomers) in 25 ml of methanol was added enough triethylamine to dissolve the solid. The filtered solution (pH 9.0) was adjusted to pH 5.2 with concentrated sulfuric acid. A crystalline yellow solid (236 mg.) was obtained (29% yield). The material at this point was quite pure and contained only small amounts of the 7-isomer. Final purification was accomplished by liquid partition chromatography using a diatomaceous earth packed column and the solvent system: chloroform: butanol: 0.5 M phosphate buffer (pH 2) (16:1:10).

Example 9

4-Dedimethylamino-6-deoxy-7-nitrotetracycline

The methanol filtrate from example 8 was immediately adjusted to pH 1.0 with concentrated sulfuric acid. The light yellow crystalline solid, which was obtained as the sulfate salt. A purified free base was obtained by adjusting an aqueous solution of the sulfate salt (25 mg/ml) to pH 5.2 with 2 N sodium carbonate.

Example 10

9-Amino-4-dedimethylamino-6-deoxytetracycline

To a solution of 300 mg of the 9-nitro compound, prepared in example 8, in 30 ml of ethanol was added 50 mg of PtO₂.

12

The mixture was hydrogenated at atmospheric pressure until the theoretical amount of hydrogen was absorbed. The system is flushed with nitrogen, the PtO₂ catalyst is filtered and the filtrate added dropwise to 300 ml of ether. The solid that separates is filtered and dried in a vacuum desiccator.

Example 11

9-Acetamido-4-dedimethylamino-6-deoxytetracycline sulfate

To well stirred cold solution of 500 mg of 9-amino-4-dedimethylamino-6-deoxytetracycline sulfate, from example 10, in 2.0 ml of 1,3-dimethyl-2-imidazolidinone was added 500 mg of sodium bicarbonate followed by 0.21 ml of acetyl chloride. The mixture was stirred at room temperature for 30 minutes, filtered and the filtrate was added dropwise to 500 ml of ether. The solid that separated was filtered and dried in a vacuum desiccator.

Example 12

4-Dedimethylamino-6-deoxy-9-diazoniumtetracycline sulfate

To a solution of 0.5 g of 9-amino-4-dedimethylamino-6-deoxytetracycline sulfate, from example 10, in 10 ml of 0.1N hydrochloric acid in methanol cooled in an ice bath was added 0.5 ml of n-butyl nitrite. The solution was stirred at ice bath temperature for 30 minutes and the poured into 250 ml of ether. The solid that separated was filtered, washed with ether and dried in a vacuum desiccator.

Example 13

9-Azido-4-dedimethylamino-6-deoxytetracycline sulfate

To a solution of 0.3 mmole of 4-dedimethylamino-6-deoxy-9-diazoniumtetracycline sulfate, of example 12, 10 ml of 0.1 N methanolic hydrogen chloride was added 0.33 mmole of sodium azide. The mixture was stirred at room temperature for 1.5 hours. The reaction mixture was then poured into 200 ml of ether. The solid that separated was filtered and dried in a vacuum desiccator.

Example 14

9-Amino-8-chloro-4-dedimethylamino-6-deoxytetracycline sulfate

One gram of 9-azido-4-dedimethylamino-7-dimethylamino-6-deoxytetracycline hydrochloride, from example 13, was dissolved in 10 ml of concentrated sulfuric acid saturated with HCL at 0° C. The mixture was stirred at ice bath temperature for 1.5 hours and then slowly added dropwise to 500 ml of cold ether. The solid that separated was filtered, washed with ether and dried in a vacuum desiccator.

Example 15

4-Dedimethylamino-6-deoxy-9-ethoxythiocarbonylthiotetracycline sulfate

A solution of 1.0 mmole of 4-dedimethylamino-6-deoxy-9-diazoniumtetracycline sulfate, from example 12, in 15 ml of water was added to a solution of 1.15 mmole of potassium

13

ethyl xanthate in 15 ml of water. The mixture was stirred at room temperature for one hour. The solid that separated was filtered and dried in a vacuum desiccator.

Example 16

9-Dimethylamino-4-dedimethylamino-6-deoxytetracycline sulfate

To a solution of 100 mg. of the 9-amino compound from example 10, in 10 ml of ethylene glycol monomethyl ether is added 0.05 ml of concentrated sulfuric acid, 0.4 ml. of a 40% aqueous formaldehyde solution and 100 mg of a 10% palladium on carbon catalyst. The mixture is hydrogenated under atmospheric pressure and room temperature for 20 minutes. The catalyst was filtered and the filtrate was evaporated to dryness under reduced pressure. The residue is dissolved in 5 ml of methanol and this solution was added to 100 ml of ether. The product that separated was filtered and dried, yield, 98 mg.

Example 17

7-Amino-4-dedimethylamino-6-deoxytetracycline

This compound can be made using Procedure A or B. Procedure A. To a solution of 300 mg of the 7-nitro compound, from example 1, in 30 ml of ethanol was added 50 mg of PtO_2 . The mixture was hydrogenated at atmospheric pressure until the theoretical amount of hydrogen was absorbed. The system is flushed with nitrogen, the catalyst PtO_2 is filtered and the filtrate added dropwise to 300 ml of ether. The solid that separates is filtered and dried in a vacuum desiccator.

Procedure B. 1 g of 6-deoxy-4-dedimethylamino-tetracycline was dissolved in 7.6 ml THF and 10.4 ml methanesulfonic acid at -10°C . After warming the mixture to 0°C , a solution of 0.86 g of dibenzyl azodicarboxylate was added and the mixture stirred for 2 hours at 0°C , to yield 7-[1,2-bis(carbobenzoyloxy)hydrazino]-4-dedimethylamino-6-deoxytetracycline. A solution of 1 millimole of this material in 70 ml 2-methoxyethanol, and 300 mg 10% Pd—C was hydrogenated at room temperature to give 7-amino-6-deoxy-4-dedimethylaminotetracycline.

Example 18

7-Amino-6-deoxy-5-hydroxy-4-dedimethylaminotetracycline

1 g of 6-deoxy-5-hydroxy-4-dedimethylaminotetracycline 3 was dissolved in 7.6 ml THF and 10.4 ml methanesulfonic acid at -10°C . After warming the mixture to 0°C , a solution of 0.86 g dibenzyl azodicarboxylate in 0.5 ml THF was added and the mixture stirred for 2 hours at 0°C , to yield 7-[1,2-bis(carbobenzoyloxy)hydrazino]-4-dedimethylamino-6-deoxy-5-hydroxytetracycline. A solution of 1 millimole of this material in 70 ml 2-methoxyethanol, and 300 mg 10% Pd—C was hydrogenated at room temperature to give 7-amino-6-deoxy-5-hydroxytetracycline.

Example 19

7-Acetamido-4-dedimethylamino-6-deoxy-5-hydroxytetracycline sulfate

To well stirred cold solution of 500 mg of 7-amino-4-dedimethylamino-6-deoxy-5-hydroxytetracycline sulfate,

14

from example 18, in 2.0 ml of 1,3-dimethyl-2-imidazolidinone was added 500 mg of sodium bicarbonate followed by 0.21 ml of acetyl chloride. The mixture was stirred at room temperature for 30 minutes, filtered and the filtrate was added dropwise to 500 ml of ether. The solid that separated was filtered and dried in a vacuum desiccator.

Example 20

4-Dedimethylamino-6-deoxy-5-hydroxy-7-diazoni-umtetracycline hydrochloride

To a solution of 0.5 g of 7-amino-4-dedimethylamino-6-deoxy-5-hydroxytetracycline sulfate, from example 20, in 10 ml of 0.1N hydrochloric acid in methanol cooled in an ice bath was added 0.5 ml of n-butyl nitrite. The solution was stirred at ice bath temperature for 30 minutes and then poured into 250 ml of ether. The solid that separated was filtered, washed with ether and dried in a vacuum desiccator.

Example 21

7-Azido-4-dedimethylamino-6-deoxy-5-hydroxytetracycline

To a solution of 0.3 mmole of 4-dedimethylamino-6-deoxy-5-hydroxy-7-diazoni-umtetracycline hydrochloride, from example 20, 10 ml of 0.1 N methanolic hydrogen chloride was added 0.33 mmole of sodium azide. The mixture was stirred at room temperature for 1.5 hours. The reaction mixture was then poured into 200 ml of ether. The solid that separated was filtered and dried in a vacuum desiccator.

Example 22

7-Amino-8-chloro-4-dedimethylamino-6-deoxy-5-hydroxytetracycline sulfate

One gram of 7-azido-4-dedimethylamino-7-dimethylamino-6-deoxy-5-hydroxytetracycline sulfate, from example 21, was dissolved in 10 ml of concentrated sulfuric acid (previously saturated with hydrogen chloride) at 0°C . The mixture was stirred at ice bath temperature for 1.5 hours and then slowly added dropwise to 500 ml of cold ether. The solid that separated was filtered, washed with ether and dried in a vacuum desiccator.

Example 23

4-Dedimethylamino-6-deoxy-5-hydroxy-7-ethoxythiocarbonylthiotetracycline

A solution of 1.0 mmole of 4-dedimethylamino-6-deoxy-5-hydroxy-7-diazoni-umtetracycline hydrochloride, from example 20, in 15 ml of water was added to a solution of 1.15 mmole of potassium ethyl xanthate in 15 ml of water. The mixture was stirred at room temperature for one hour. The solid that separated was filtered and dried in a vacuum desiccator.

Example 24

7-Dimethylamino-4-dedimethylamino-6-deoxy-5-hydroxytetracycline sulfate

To a solution of 100 mg of the 7-amino compound in 10 ml of ethylene glycol monomethyl ether is added 0.05 ml of

15

concentrated sulfuric acid, 0.4 ml of a 40% aqueous formaldehyde solution and 100 mg of a 10% palladium on carbon catalyst. The mixture is reduced with hydrogen at atmospheric pressure and room temperature for 20 minutes. The catalyst was filtered and the filtrate was evaporated to dryness under reduced pressure. The residue is dissolved in 5 ml of methanol and this solution was added to 100 ml of ether. The product that separated was filtered and dried, yield, 78 mg.

Example 25

7-Diethylamino-4-dedimethylamino-5-hydroxytetracycline sulfate

To a solution of 100 mg of the 7-amino compound in 10 ml of ethylene glycol monomethyl ether is added 0.05 ml of concentrated sulfuric acid, 0.4 ml of acetaldehyde and 100 mg of a 10% palladium on carbon catalyst. The mixture is reduced with hydrogen at atmospheric pressure at room temperature for 20 minutes. The catalyst was filtered and filtrate was evaporated to dryness under reduced pressure. The residue is dissolved in 5 ml of methanol and this solution was added to 100 ml of ether. The product that separated was filtered and dried.

Example 26

4-Dedimethylamino-6-deoxy-7-diazoniumtetracycline hydrochloride

To a solution of 0.5 g. of 7-amino-4-dedimethylamino-6-deoxytetracycline sulfate, from example 17, in 10 ml of 0.1N hydrochloric acid in methanol cooled in an ice bath was added 0.5 ml of n-butyl nitrite. The solution was stirred at ice bath temperature for 30 minutes and then poured into 250 ml of ether. The solid that separated was filtered, washed with ether and dried in a vacuum desiccator.

Example 27

7-Azido-4-dedimethylamino-6-deoxytetracycline

To a solution of 0.3 mmole of 4-dedimethylamino-6-deoxy-7-diazoniumtetracycline hydrochloride, from example 26, 10 ml of 0.1 N methanolic hydrogen chloride was added 0.33 mmole of sodium azide. The mixture was stirred at room temperature for 1.5 hours. The reaction mixture was then poured into 200 ml of ether. The solid that separated was filtered and dried in a vacuum desiccator.

Example 28

7-Amino-8-chloro-4-dedimethylamino-6-deoxytetracycline sulfate

One gram of 7-azido-4-dedimethylamino-7-dimethylamino-6-deoxytetracycline sulfate was dissolved in 10 ml of concentrated sulfuric acid (previously saturated with hydrogen chloride) at 0° C. The mixture was stirred at ice bath temperature for 1.5 hours and then slowly added dropwise to 500 ml of cold ether. The solid that separated was filtered, washed with ether and dried in a vacuum desiccator.

Example 29

4-Dedimethylamino-6-deoxy-7-ethoxythiocarbonylthiotetracycline

A solution of 1.0 mmole of 4-dedimethylamino-6-deoxy-7-diazoniumtetracycline hydrochloride, from example 26, in

16

15 ml of water was added to a solution of 1.15 mmole of potassium ethyl xanthate in 15 ml of water. The mixture was stirred at room temperature for one hour. The solid that separated was filtered and dried in a vacuum desiccator.

Example 30

7-Dimethylamino-4-dedimethylamino-6-deoxytetracycline sulfate

To a solution of 100 mg of the 7-amino compound, from example 26, in 10 ml of ethylene glycol monomethyl ether is added 0.05 ml of concentrated sulfuric acid, 0.4 ml of a 40% aqueous formaldehyde solution and 100 mg of a 10% palladium on carbon catalyst. The mixture is reduced with hydrogen at atmospheric pressure and room temperature for 20 minutes. The catalyst was filtered and the filtrate was evaporated to dryness under reduced pressure. The residue is dissolved in 5 ml of methanol and this solution was added to 100 ml of ether. The product that separated was filtered and dried.

Example 31

9-Acetamido-8-chloro-4-dedimethylamino-7-dimethylamino-6-deoxy-6-demethyltetracycline

To well stirred cold solution of 500 mg of 9-amino-8-chloro-4-dedimethylamino-6-deoxy-6-demethyl-7-dimethylamino tetracycline sulfate, from example 6, in 2.0 ml of 1,3-dimethyl-2-imidazolidinone was added 500 mg of sodium bicarbonate followed by 0.21 ml. of acetyl chloride. The mixture was stirred at room temperature for 30 minutes, filtered and the filtrate was added dropwise to 500 ml of ether. The solid that separated was filtered and dried in a vacuum desiccator.

Example 32

8-Chloro-4-dedimethylamino-7-dimethylamino-6-deoxy-6-demethyl-9-ethoxythiocarbonylthiotetracycline

A solution of 1.0 mmole of -8-chloro-4-dedimethylamino-6-deoxy-6-demethyl-7-dimethylamino-9-diazoniumtetracycline hydrochloride in 15 ml of water was added to a solution of 1.15 mmole of potassium ethyl xanthate in 15 ml of water. The mixture was stirred at room temperature for one hour. The solid that separated was filtered and dried in a vacuum desiccator.

Example 33

8-Chloro-9-dimethylamino-4-dedimethylamino-7-dimethylamino-6-deoxy-6-demethyltetracycline sulfate

To a solution of 100 mg. of the 9-amino compound, from example 6, in 10 ml of ethylene glycol monomethyl ether is added 0.05 ml of concentrated sulfuric acid, 0.4 ml of acetaldehyde and 100 mg of a 10% palladium on carbon catalyst. The mixture is reduced with hydrogen at atmospheric pressure and room temperature for 20 minutes. The catalyst was filtered and the filtrate was evaporated to dryness under reduced pressure. The residue is dissolved in 5 ml of methanol and this solution was added to 100 ml of ether. The product that separated was filtered and dried.

17

Example 34

N-(4-methylpiperazin-1-yl)methyl-4-dedimethylamino-6-demethyl-6-deoxytetracycline

An aqueous solution of 58 mg (37%) formaldehyde (0.72 mmol) was added to a solution of 203 mg (0.49 mmol) of 4-dedimethylamino-6-demethyl-6-deoxytetracycline in 5.0 ml ethylene glycol dimethyl ether. The mixture was stirred at room temperature for 0.5 hours. 56 mg (0.56 mmol) of 1-methylpiperazine was then added and the resulting mixture was stirred overnight and refluxed for 20 minutes. The mixture was then cooled and a solid product was collected by filtration. The solid product was then washed with the solvent and dried by vacuum filtration.

Example 35

N-(4-methylpiperazin-1-yl)methyl-4-dedimethylamino-6-demethyl-6-deoxy-9-hexanoylamino-tetracycline

An aqueous solution of 49 mg 37% formaldehyde (0.60 mmol) was added to a solution of 146 mg (0.30 mmol) of 4-dedimethylamino-6-demethyl-6-deoxy-9-hexanoylamino-tetracycline in 5.0 ml ethylene glycol dimethyl ether. The mixture was stirred at room temperature for 0.5 hours. 60 mg (0.60 mmol) of 1-methylpiperazine was then added and the resulting mixture was stirred overnight and refluxed for 20 minutes. The mixture was then cooled and a solid product was collected by filtration. The solid product was then washed with the solvent and dried by vacuum filtration.

Example 36

4-Dedimethylamino-6-demethyl-6-deoxy-9-hexanoylamino-tetracycline

1.54 g (7.2 mmol) of hexanoic anhydride and 150 mg of 10% Pd/C catalyst were added to 300 mg (0.72 mmol) of 4-dedimethylamino-6-demethyl-6-deoxytetracycline in 6.0 ml of 1,4-dioxane and 6.0 ml of methanol. The mixture was hydrogenated overnight at room temperature. The catalyst was removed by filtration and the filtrate was concentrated under reduced pressure. The residue was dissolved in 7 ml of ethyl acetate and triturated with 50 ml of hexane to produce a solid product. The solid product was filtered and dried by vacuum filtration.

Example 37

Phototoxicity Determination

BALB/c 3T3 (CCL-163) cells were obtained from ATCC and cultured in antibiotic-free Dulbecco's Minimum Essential Medium (4.5 g/l glucose)(DMEM) supplemented with L-glutamine (4 mM) and 10% newborn calf serum. The working cell bank was prepared and found to be free of mycoplasma. Streptomycin sulfate (100 µg/ml) and penicillin (100 IU/ml) were added to the medium after the cells were treated with test article in 96-well plates.

Serial dilutions of the tetracycline derivatives were prepared in DMSO at concentrations 100× to final testing concentration. The CMT dilutions in DMSO were then diluted in Hanks' Balanced Salt Solution (HBSS) for application to the cells. The final DMSO concentration was 1% in treated and control cultures. For the dose range finding assay, 8 serial

18

dilutions covered a range of 100 to 0.03 mg/ml in half log steps while the definitive assays used 6 to 8 doses prepared in quarter log steps, centered on the expected 50% toxicity point. In many cases, the dose range for treatment without UV light was different from the dose range selected with UV light. One hundred µg/ml is the highest dose recommended to prevent false negative results from UV absorption by the dosing solutions.

Controls: Each assay included both negative (solvent) and positive controls. Twelve wells of negative control cultures were used on each 96-well plate. Chlorpromazine (Sigma) was used as the positive control and was prepared and dosed like the test tetracycline derivatives.

Solar Simulator: A Dermalight SOL 3 solar simulator, equipped with a UVA H1 filter (320-400 nm), was adjusted to the appropriate height. Measurement of energy through the lid of a 96-well microtiter plate was carried out using a calibrated UV radiometer UVA sensor. Simulator height was adjusted to deliver 1.7±0.1 mJ/cm² of UVA energy (resulting dose was 1 J/cm² per 10 min.)

Phototoxicity Assay Duplicate plates were prepared for each test material by seeding 10⁴ 3T3 cells per well in µl of complete medium 24 hours before treatment. Prior to treatment, the medium was removed, and the cells washed once with 125 µl prewarmed HBSS. Fifty µl of prewarmed HBSS were added to each well. Fifty µl of test article dilutions were added to the appropriate wells and the plates returned to the incubator for approximately one hour. Following the 1 hr incubation, the plates designated for the photoirritation assay were exposed (with the lid on) to 1.7±0.1 mW/cm² UVA light for 50±2 minutes at room temperature resulting in an irradiation dose of 5 J/cm². Duplicate plates designated for the cytotoxicity assay were kept in the dark room temperature for 50±2 minutes. After the 50 minute exposure period the test article dilutions were decanted from the plates and the cells washed once with 125 µl HBSS. One hundred µl of medium were added to all wells and the cells incubated as above for 24±1 hours.

After 24 hours of incubation, the medium was decanted and 100 µl of the Neutral Red containing media added to each well. The plates were returned to the incubator and incubated for approximately 3 hours. After 3 hours, the medium was decanted and each well rinsed once with 250 µl of HBSS. The plates were blotted to remove the HBSS and 100 µl of Neutral Red Solvent were added to each well. After a minimum of 20 minutes of incubation at room temperature (with shaking), the absorbance at 550 nm was measured with a plate reader, using the mean of the blank outer wells as the reference. Relative survival was obtained by comparing the amount of neutral red taken by test article and positive control treated groups to the neutral red taken up by the negative group on the same plate. IC₅₀ values for both the UVA exposed and non-exposed groups were determined whenever possible. One dose range finding and at least two definitive trails were performed on each tetracycline derivative and control compound.

Determination of Phototoxicity: Phototoxicity of the tetracycline derivatives can be measured by its photoirritancy factor (PIF). The PIF was determined by comparing the IC₅₀ without UVA [IC₅₀(-UVA)] with the IC₅₀ with UVA [IC₅₀(+UVA)]:

$$PIF = \frac{IC_{50}(-UVA)}{IC_{50}(+UVA)}$$

If both IC_{50} values can be determined, the cut off value of the factor to discriminate between phototoxicants and non-phototoxicants is a factor of 5. A factor greater than 5 is indicative of phototoxic potential of the test material.

If IC_{50} (+UVA) can be determined but IC_{50} (-UVA) cannot, the PIF cannot be calculated, although the compound tested may have some level of phototoxic potential. In this case, a ">PIF" can be calculated and the highest testable dose (-UVA) will be used for calculation of the ">PIF."

$$> PIF = \frac{\text{maximum dose } (-UVA)}{IC_{50}(+UVA)}$$

If both, IC_{50} (-UVA) and IC_{50} (+UVA) cannot be calculated because the chemical does not show cytotoxicity (50% reduction in viability) up to the highest dose tested, this would indicate a lack of phototoxic potential.

Example 38

Effects of Doxycycline Hyclate 20 mg (Dermastat)
Tablets Administered Twice Daily for the Treatment
of Moderate Acne

Study Design:

Multi-center, randomized double-blind, placebo-controlled;

Sixty patients enrolled (30 doxycycline and 30 placebo);

Six month duration of the study.

Patients received medication twice daily, approximately 12 hours apart (placebo and drug are identical in appearance.)

Inclusion Criteria:

Healthy post-pubescent males and females (age ≥ 18) with moderate facial acne;

Comedones 6 to 200;

Inflammatory lesions 10 to 75 (papules and pustules, less than or equal to 5 nodules);

Females tested negative for pregnancy and were non-lactating;

Females maintained appropriate birth control;

Patients signed an Informed Consent Form;

No Accutane treatment for 6 months prior to baseline.

Exclusion Criteria:

Use of hormonal contraception 6 months prior to baseline or during study;

Use of topical acne treatments within 6 weeks of baseline or during study;

Use of systemic antibiotics within 6 weeks of baseline or during study;

Use of investigational drugs within 90 days of baseline;

Use of any acne treatments during study.

Study Procedure:

Patients reported to clinician at baseline and months 2, 4, and 6;

Acne counts were taken at baseline and months 2, 4, and 6; Patient self-assessment and clinician's assessment (baseline, 2, 4, and 6);

Facial photographs at baseline and months 2, 4, and 6;

Drug dispensation at baseline and months 2 and 4;

Adverse event recording at baseline and months 2, 4, and 6;

Microbiological sampling at baseline and month 6;

Clinical Labs at baseline and month 6.

Evaluations:

Efficacy:

Change in lesion count of papules and pustules

Change in comedone count

Change in total lesion count (comedones and inflammatory lesions)

Microbiology:

Reduction in skin flora between groups

Increase in resistant counts between groups

Efficacy Results

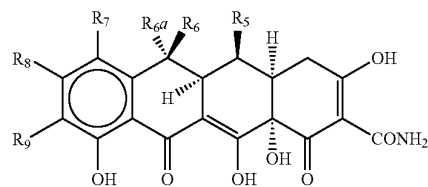
A six-month treatment with Dermastat resulted in: i) a 53.6% reduction in comedones vis-à-vis a 10.6% reduction of comedones in placebo ($p < 0.05$); ii) a 50.1% reduction in inflammatory lesions vis-à-vis a 30.2% reduction of inflammatory lesions in placebo ($p < 0.01$); and iii) a 52.3% reduction in total lesion count vis-à-vis a 17.5% reduction of inflammatory lesions in placebo ($p < 0.05$).

Microbiology Results:

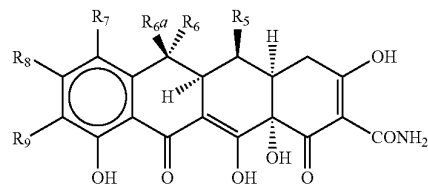
A six-month treatment with Dermastat resulted in no reduction of skin microflora (including *Propionibacterium acnes*) nor an increase in resistance counts when compared with placebo.

Thus, while there have been described what are presently believed to be the preferred embodiments of the present invention, those skilled in the art will realize that other and further embodiments can be made without departing from the spirit of the invention, and it is intended to include all such further modifications and changes as come within the true scope of the claims set forth herein.

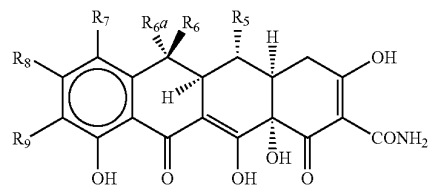
INDEX OF STRUCTURES



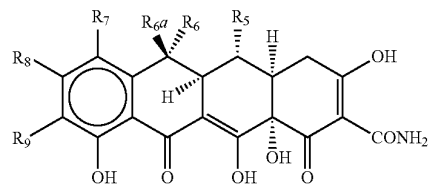
Structure C



Structure D



Structure E

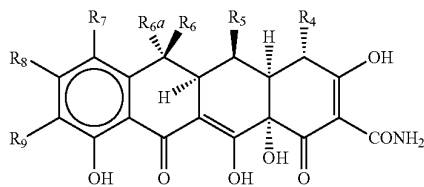


Structure F

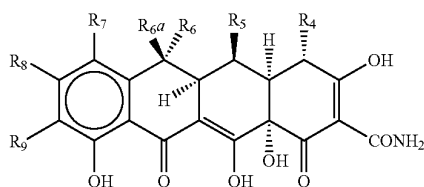
21

wherein R7 is selected from the group consisting of hydrogen, amino, nitro, mono(lower alkyl)amino, halogen, di(lower alkyl)amino, ethoxythiocarbonylthio, azido, acylamino, diazonium, cyano, and hydroxyl; R6-a is selected from the group consisting of hydrogen and methyl; R6 and R5 are selected from the group consisting of hydrogen and hydroxyl; R8 is selected from the group consisting of hydrogen and halogen; R9 is selected from the group consisting of hydrogen, amino, azido, nitro, acylamino, hydroxy, ethoxythiocarbonylthio, mono(lower alkyl)amino, halogen, diazonium, di(lower alkyl)amino and RCH(NH₂)CO; R is hydrogen or lower alkyl; and pharmaceutically acceptable and unacceptable salts thereof; with the following provisos: when either R7 and R9 are hydrogen then R8 must be halogen; and when R6-a, R6, R5 and R9 are all hydrogen and R7 is hydrogen, amino, nitro, halogen, dimethylamino or diethylamino, then R8 must be halogen; and when R6-a is methyl, R6 and R9 are both hydrogen, R5 is hydroxyl and R7 is hydrogen, amino, nitro, halogen or diethylamino, then R8 is halogen; and when R6-a is methyl, R6 is hydroxyl, R5, R7 and R9 are all hydrogen, then R8 must be halogen; and when R6-a, R6 and R5 are all hydrogen, R9 is methylamino and R7 is dimethylamino, then R8 must be halogen; and when R6-a is methyl, R6 is hydroxyl, R5 is hydroxyl, R9 is methylamino and R7 is dimethylamino, then R8 must be halogen; and when R6-a is methyl, R6, R5 and R9 are all hydrogen and R7 is cyano, then R8 must be halogen.

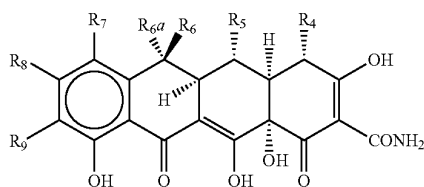
Structure G



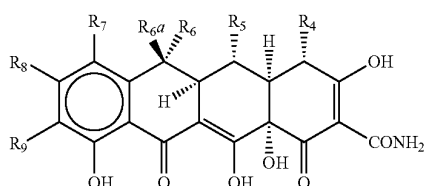
Structure H



Structure I



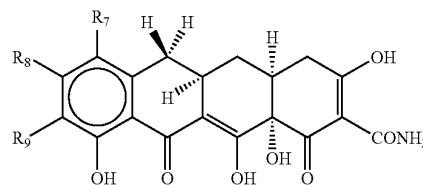
Structure J



22

wherein R7 is selected from the group consisting of hydrogen, amino, nitro, mono(lower alkyl)amino, halogen, di(lower alkyl)amino, ethoxythiocarbonylthio, azido, acylamino, diazonium, cyano, and hydroxyl; R6-a is selected from the group consisting of hydrogen and methyl; R6 and R5 are selected from the group consisting of hydrogen and hydroxyl; R4 is selected from the group consisting of NOH, N—NH-A, and NH-A, where A is a lower alkyl group; R8 is selected from the group consisting of hydrogen and halogen; R9 is selected from the group consisting of hydrogen, amino, azido, nitro, acylamino, hydroxy, ethoxythiocarbonylthio, mono(lower alkyl)amino, halogen, di(lower alkyl)amino and RCH(NH₂)CO; R is hydrogen or lower alkyl; and pharmaceutically acceptable and unacceptable salts thereof; with the following provisos: when R4 is NOH, N—NH-alkyl or NH-alkyl and R7, R6-a, R6, R5, and R9 are all hydrogen, then R8 must be halogen; and when R4 is NOH, R6-a is methyl, R6 is hydrogen or hydroxyl, R7 is halogen, R5 and R9 are both hydrogen, then R8 must be halogen; and when R4 is N—NR-alkyl, R6-a is methyl, R6 is hydroxyl and R7, R5, R9 are all hydrogen, then R8 must be halogen; and when R4 is NH-alkyl, R6-a, R6, R5 and R9 are all hydrogen, R7 is hydrogen, amino, mono(lower alkyl)amino, halogen, di(lower alkyl)amino or hydroxyl, then R8 must be halogen; and when R4 is NH-alkyl, R6-a is methyl, R6 and R9 are both hydrogen, R5 is hydroxyl, and R7 is mono(lower alkyl)amino or di(lower alkyl)amino, then R8 must be halogen; and when R4 is NH-alkyl, R6-a is methyl, R6 is hydroxy or hydrogen and R7, R5, and R9 are all be hydrogen, then R8 must be halogen.

General Formula (I)



Structure K

wherein R7, R8, and R9 taken together in each case, have the following meanings:

	R7	R8	R9
50	azido	hydrogen	hydrogen
	dimethylamino	hydrogen	azido
	hydrogen	hydrogen	amino
	hydrogen	hydrogen	azido
	hydrogen	hydrogen	nitro
	dimethylamino	hydrogen	amino
55	acylamino	hydrogen	hydrogen
	hydrogen	hydrogen	acylamino
	amino	hydrogen	nitro
	hydrogen	hydrogen	(N,N-dimethyl)glycylamino
	amino	hydrogen	amino
	hydrogen	hydrogen	ethoxythiocarbonylthio
60	dimethylamino	hydrogen	acylamino
	dimethylamino	hydrogen	diazonium
	hydrogen	chloro	amino
	amino	chloro	amino
	acylamino	chloro	amino
	amino	chloro	acylamino
65	acylamino	chloro	hydrogen
	monoalkylamino	chloro	hydrogen
			amino

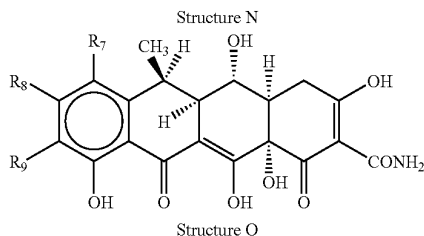
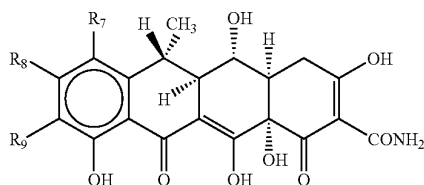
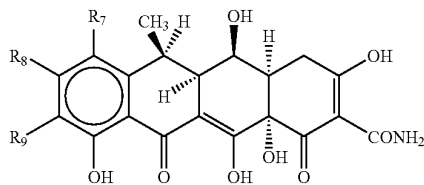
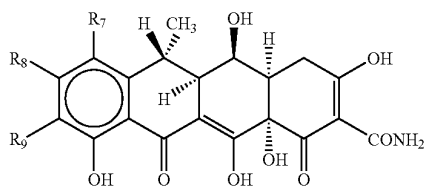
23

-continued

R7	R8	R9
nitro	chloro	amino
dimethylamino	chloro	acylamino
dimethylamino	chloro	dimethylamino
dimethylamino	hydrogen	hydrogen
hydrogen	hydrogen	dimethylamino

and

General Formula (II)



wherein R7, R8, and R9 taken together in each case, have the following meanings:

R7	R8	R9
azido	hydrogen	hydrogen
dimethylamino	hydrogen	azido
hydrogen	hydrogen	amino
hydrogen	hydrogen	azido
hydrogen	hydrogen	nitro
dimethylamino	hydrogen	amino
acylamino	hydrogen	hydrogen
hydrogen	hydrogen	acylamino
amino	hydrogen	nitro
hydrogen	hydrogen	(N,N-dimethyl)glycylamino
amino	hydrogen	amino
hydrogen	hydrogen	ethoxythiocarbonylthio
dimethylamino	hydrogen	acylamino

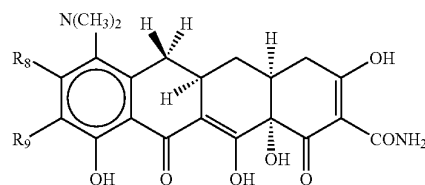
24

-continued

R7	R8	R9
hydrogen	hydrogen	diazonium
hydrogen	hydrogen	dimethylamino
diazonium	hydrogen	hydrogen
ethoxythiocarbonylthio	hydrogen	hydrogen
dimethylamino	chloro	amino
amino	chloro	amino
acylamino	chloro	acylamino
hydrogen	chloro	amino
amino	chloro	hydrogen
acylamino	chloro	hydrogen
monoalkyl amino	chloro	amino
nitro	chloro	amino

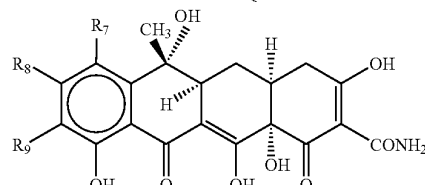
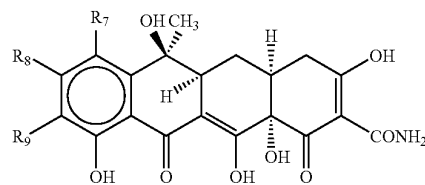
15 and

General Formula (III)



wherein R8 is hydrogen or halogen and R9 is selected from the group consisting of nitro, (N,N-dimethyl)glycylamino, and ethoxythiocarbonylthio; and

General Formula (IV)



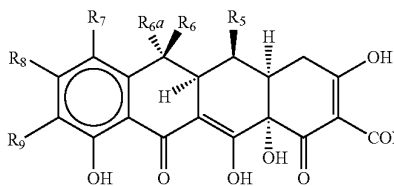
wherein R7, R8, and R9 taken together in each case, have the following meanings:

R7	R8	R9
amino	hydrogen	hydrogen
nitro	hydrogen	hydrogen
azido	hydrogen	hydrogen
dimethylamino	hydrogen	azido
hydrogen	hydrogen	amino
hydrogen	hydrogen	azido
hydrogen	hydrogen	nitro

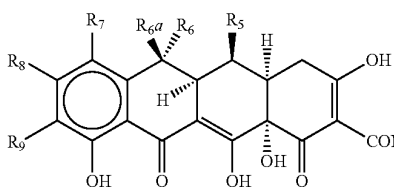
25
-continued

R7	R8	R9
bromo	hydrogen	hydrogen
dimethylamino	hydrogen	amino
acylamino	hydrogen	hydrogen
hydrogen	hydrogen	acylamino
amino	hydrogen	nitro
hydrogen	hydrogen	(N,N-dimethyl)glycylamino
amino	hydrogen	amino
diethylamino	hydrogen	hydrogen
hydrogen	hydrogen	ethoxythiocarbonylthio
dimethylamino	hydrogen	methylamino
dimethylamino	hydrogen	acylamino
dimethylamino	chloro	amino
amino	chloro	amino
acylamino	chloro	acylamino
hydrogen	chloro	amino
amino	chloro	hydrogen
acylamino	chloro	hydrogen
monoalkylamino	chloro	amino
nitro	chloro	amino

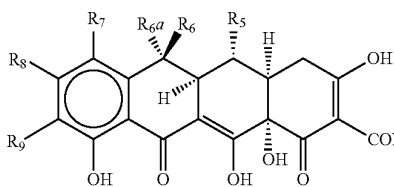
and pharmaceutically acceptable and unacceptable salts thereof.



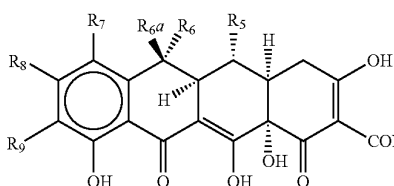
Structure S



Structure T



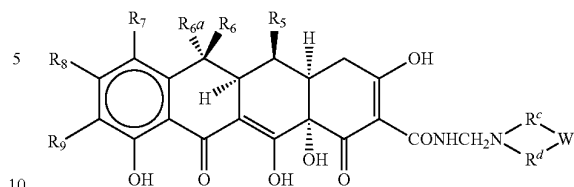
Structure U



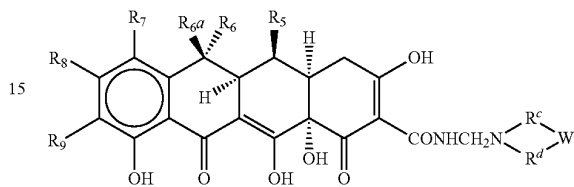
Structure V

26
-continued

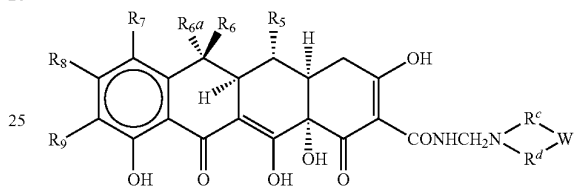
Structure W



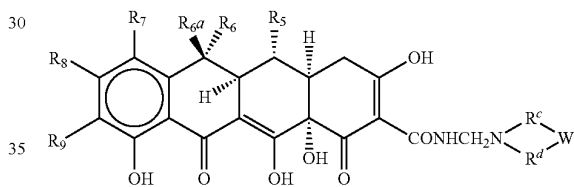
Structure X



Structure Y



Structure Z



wherein R7 is selected from the group consisting of hydrogen, amino, nitro, mono(lower alkyl)amino, halogen, di(lower alkyl)amino, ethoxythiocarbonylthio, azido, acylamino, diazonium, cyano, and hydroxyl; R6-a is selected from the group consisting of hydrogen and methyl; R6 and R5 are selected from the group consisting of hydrogen and hydroxyl; R8 is selected from the group consisting of hydrogen and halogen; R9 is selected from the group consisting of hydrogen, amino, azido, nitro, acylamino, hydroxy, ethoxythiocarbonylthio, mono(lower alkyl)amino, halogen, diazonium, di(lower alkyl)amino and RCH(NH₂)CO; R is hydrogen or lower alkyl; R^a and R^b are selected from the group consisting of hydrogen, methyl, ethyl, n-propyl and 1-methylethyl with the proviso that R^a and R^b cannot both be hydrogen; R^c and R^d are, independently (CH₂)_nCHR^e wherein n is 0 or 1 and R^e is selected from the group consisting of hydrogen, alkyl, hydroxy, lower (C₁-C₃) alkoxy, amino, or nitro; and, W is selected from the group consisting of (CHR^e)_m wherein m is 0-3 and R^e is as above, NH, N(C₁-C₃) straight chained or branched alkyl, O, S and N(C₁-C₄) straight chain or branched alkoxy; and pharmaceutically acceptable and unacceptable salts thereof. In a further embodiment, the following provisos apply: when either R7 and R9 are hydrogen then R8 must be halogen; and when R6-a, R6, R5 and R9 are all hydrogen and R7 is hydrogen, amino, nitro, halogen, dimethylamino or diethylamino, then R8 must be halogen; and when R6-a is methyl, R6 and R9 are both hydrogen, R5 is hydroxyl, and R7 is hydrogen, amino, nitro, halogen or diethylamino, then R8 is halogen; and when R6-a is methyl,

27

R6 is hydroxyl, R5, R7 and R9 are all hydrogen, then R8 must be halogen; and when R6-a, R6 and R5 are all hydrogen, R9 is methylamino and R7 is dimethylamino, then R8 must be halogen; and when R6-a is methyl, R6 is hydrogen, R5 is hydroxyl, R9 is methylamino and R7 is dimethylamino, then R8 must be halogen; and when R6-a is methyl, R6, R5 and R9 are all hydrogen and R7 is cyano, then R8 must be halogen.

STRUCTURE K

wherein: R7, R8, and R9 taken together in each case, have the following meanings:

R7	R8	R9
hydrogen	hydrogen	amino
hydrogen	hydrogen	palmitamide

and

STRUCTURE L STRUCTURE M STRUCTURE N
STRUCTURE O

wherein: R7, R8, and R9 taken together in each case, have the following meanings:

R7	R8	R9
hydrogen	hydrogen	acetamido
hydrogen	hydrogen	dimethylaminoacetamido
hydrogen	hydrogen	nitro
hydrogen	hydrogen	amino

and

STRUCTURE P

wherein: R8, and R9 taken together are, respectively, hydrogen and nitro.

STRUCTURE K:

wherein: R7, R8, and R9 taken together are, respectively, hydrogen, hydrogen and dimethylamino.

Structure C Structure D Structure E Structure F

wherein R7 is selected from the group consisting of an aryl, alkenyl and alkynyl; R6-a is selected from the group consisting of hydrogen and methyl; R6 and R5 are selected from the group consisting of hydrogen and hydroxyl; R8 is selected from the group consisting of hydrogen and halogen; R9 is selected from the group consisting of hydrogen, amino, azido, nitro, acylamino, hydroxy, ethoxythiocarbonylthio, mono (lower alkyl)amino, halogen, diazonium, di(lower alkyl) amino and RCH(NH₂)CO; and pharmaceutically acceptable and unacceptable salts thereof;

or

STRUCTURE C STRUCTURE D STRUCTURE E
STRUCTURE F

wherein: R7 is selected from the group consisting of hydrogen, amino, nitro, mono(lower alkyl)amino, halogen, di(lower alkyl)amino, ethoxythiocarbonylthio, azido, acylamino, diazonium, cyano, and hydroxyl; R6-a is selected from the group consisting of hydrogen and methyl; R6 and R5 are selected from the group consisting of hydrogen and hydroxyl; R8 is selected from the group consisting of hydrogen and halogen; R9 is selected from the group consisting of an aryl, alkenyl and alkynyl; and pharmaceutically acceptable and unacceptable salts thereof;

28

or

STRUCTURE C STRUCTURE D STRUCTURE E
STRUCTURE F

wherein: R7 and R9 are selected from the group consisting of an aryl, alkene, alkyne, or mixtures thereof; R6-a is selected from the group consisting of hydrogen and methyl; R6 and R5 are selected from the group consisting of hydrogen and hydroxyl; R8 is selected from the group consisting of hydrogen and halogen; and pharmaceutically acceptable and unacceptable salts thereof.

STRUCTURE G STRUCTURE H STRUCTURE I
STRUCTURE J

wherein R7 is selected from the group consisting of an aryl, alkenyl and alkynyl; R6-a is selected from the group consisting of hydrogen and methyl; R6 and R5 are selected from the group consisting of hydrogen and hydroxyl; R4 is selected from the group consisting of NOH, N—NH-A, and NH-A, where A is a lower alkyl group; R8 is selected from the group consisting of hydrogen and halogen; R9 is selected from the group consisting of hydrogen, amino, azido, nitro, acylamino, hydroxy, ethoxythiocarbonylthio, mono(lower alkyl)amino, halogen, di(lower alkyl)amino and RCH(NH₂)CO; and pharmaceutically acceptable and unacceptable salts thereof;

or

STRUCTURE G STRUCTURE H STRUCTURE I
STRUCTURE J

wherein R7 is selected from the group consisting of hydrogen, amino, nitro, mono(lower alkyl)amino, halogen, di(lower alkyl)amino, ethoxythiocarbonylthio, azido, acylamino, diazonium, cyano, and hydroxyl; R6-a is selected from the group consisting of hydrogen and methyl; R6 and R5 are selected from the group consisting of hydrogen and hydroxyl; R4 is selected from the group consisting of NOH, N—NH-A, and NH-A, where A is a lower alkyl group; R8 is selected from the group consisting of hydrogen and halogen; R9 is selected from the group consisting of an aryl, alkenyl and alkynyl; and pharmaceutically acceptable and unacceptable salts thereof;

or

STRUCTURE G STRUCTURE H STRUCTURE I
STRUCTURE J

wherein: R7 and R9 are selected from the group consisting of an aryl, alkenyl, alkynyl; or mixtures thereof; R6-a is selected from the group consisting of hydrogen and methyl; R6 and R5 are selected from the group consisting of hydrogen and hydroxyl; R4 is selected from the group consisting of NOH, N—NH-A, and NH-A, where A is a lower alkyl group; and R8 is selected from the group consisting of hydrogen and halogen; and pharmaceutically acceptable and unacceptable salts thereof.

STRUCTURE K

wherein R7 is selected from the group consisting of an aryl, alkenyl and alkynyl; R8 is selected from the group consisting of hydrogen and halogen; R9 is selected from the group consisting of hydrogen, amino, azido, nitro, acylamino, hydroxy, ethoxythiocarbonylthio, mono(lower alkyl)amino, halogen, di(lower alkyl)amino and RCH(NH₂)CO; and pharmaceutically acceptable and unacceptable salts thereof;

or

STRUCTURE K

wherein: R7 is selected from the group consisting of hydrogen, amino, nitro, mono(lower alkyl)amino, halogen, di(lower alkyl)amino, ethoxythiocarbonylthio, azido, acyl-

29

lamino, diazonium, cyano, and hydroxyl; R8 is selected from the group consisting of hydrogen and halogen; R9 is selected from the group consisting of an aryl, alkenyl and alkynyl; and pharmaceutically acceptable and unacceptable salts thereof; or

STRUCTURE K

wherein: R7 and R9 are selected from the group consisting of an aryl, alkenyl, alkynyl and mixtures thereof; and R8 is selected from the group consisting of hydrogen and halogen; and pharmaceutically acceptable and unacceptable salts thereof; and

STRUCTURE L STRUCTURE M STRUCTURE N
STRUCTURE O

wherein: R7 is selected from the group consisting of an aryl, alkenyl and alkynyl; R8 is selected from the group consisting of hydrogen and halogen; and pharmaceutically acceptable and unacceptable salts thereof;

or

STRUCTURE L STRUCTURE M STRUCTURE N
STRUCTURE O

wherein R7 is selected from the group consisting of hydrogen, amino, nitro, mono(lower alkyl)amino, halogen, di(lower alkyl)amino, ethoxythiocarbonylthio, azido, acylamino, diazonium, cyano, and hydroxyl; R8 is selected from the group consisting of hydrogen and halogen; R9 is selected from the group consisting of an aryl, alkenyl and alkynyl; and pharmaceutically acceptable and unacceptable salts thereof; or

STRUCTURE L STRUCTURE M STRUCTURE N
STRUCTURE O

wherein R7 is and R9 are selected from the group consisting of an aryl, alkenyl, alkynyl and mixtures thereof; R8 is selected from the group consisting of hydrogen and halogen; R9 is selected from the group consisting of hydrogen, amino, azido, nitro, acylamino, hydroxy, ethoxythiocarbonylthio, mono(lower alkyl)amino, halogen, di(lower alkyl)amino and $\text{RCH}(\text{NH}_2)\text{CO}$; and pharmaceutically acceptable and unacceptable salts thereof; and

STRUCTURE P

wherein R9 is selected from the group consisting of an aryl, alkenyl and alkynyl; and R8 is selected from the group consisting of hydrogen and halogen; and pharmaceutically acceptable and unacceptable salts thereof; and

STRUCTURE Q STRUCTURE R

wherein R7 is selected from the group consisting of an aryl, alkenyl and alkynyl; R8 is selected from the group consisting of hydrogen and halogen; R9 is selected from the group consisting of hydrogen, amino, azido, nitro, acylamino, hydroxy, ethoxythiocarbonylthio, mono(lower alkyl)amino, halogen, di(lower alkyl)amino and $\text{RCH}(\text{NH}_2)\text{CO}$; and pharmaceutically acceptable and unacceptable salts thereof; or

STRUCTURE Q STRUCTURE R

wherein R7 is selected from the group consisting of hydrogen, amino, nitro, mono(lower alkyl)amino, halogen, di(lower alkyl)amino, ethoxythiocarbonylthio, azido, acylamino, diazonium, cyano, and hydroxyl; R8 is selected from the group consisting of hydrogen and halogen; R9 is selected

30

from the group consisting of an aryl, alkenyl and alkynyl; and pharmaceutically acceptable and unacceptable salts thereof; or

STRUCTURE Q STRUCTURE R

wherein R7 and R9 are selected from the group consisting of an aryl, alkenyl, alkynyl; and mixtures thereof; R8 is selected from the group consisting of hydrogen and halogen; and pharmaceutically acceptable and unacceptable salts thereof.

STRUCTURES S-Z

wherein R7 is selected from the group consisting of an aryl, alkenyl and alkynyl; R6-a is selected from the group consisting of hydrogen and methyl; R6 and R5 are selected from the group consisting of hydrogen and hydroxyl; R8 is selected from the group consisting of hydrogen and halogen; R9 is selected from the group consisting of hydrogen, amino, azido, nitro, acylamino, hydroxy, ethoxythiocarbonylthio, mono(lower alkyl)amino, halogen, diazonium, di(lower alkyl)amino and $\text{RCH}(\text{NH}_2)\text{CO}$; R^a and R^b are selected from the group consisting of hydrogen, methyl, ethyl, n-propyl and 1-methylethyl with the proviso that R^a and R^b cannot both be hydrogen; R^c and R^d are, independently, $(\text{CH}_2)_n\text{CHR}^e$ wherein n is 0 or 1 and R^e is selected from the group consisting of hydrogen, alkyl, hydroxy, lower (C_1-C_3) alkoxy, amino, or nitro; and, W is selected from the group consisting of $(\text{CHR}^e)_m$ wherein m is 0-3 and said R^e is as above, NH , $\text{N}(\text{C}_1-\text{C}_3)$ straight chained or branched alkyl, O, S and $\text{N}(\text{C}_1-\text{C}_4)$ straight chain or branched alkoxy; and pharmaceutically acceptable and unacceptable salts thereof;

or

STRUCTURES S-Z

wherein R7 is selected from the group consisting of hydrogen, amino, nitro, mono(lower alkyl)amino, halogen, di(lower alkyl)amino, ethoxythiocarbonylthio, azido, acylamino, diazonium, cyano, and hydroxyl; R6-a is selected from the group consisting of hydrogen and methyl; R6 and R5 are selected from the group consisting of hydrogen and hydroxyl; R8 is selected from the group consisting of hydrogen and halogen; R9 is selected from the group consisting of an aryl, alkenyl and alkynyl; R^a and R^b are selected from the group consisting of hydrogen, methyl, ethyl, n-propyl and 1-methylethyl with the proviso that R^a and R^b cannot both be hydrogen; R^c and R^d are, independently, $(\text{CH}_2)_n\text{CHR}^e$ wherein n is 0 or 1 and R^e is selected from the group consisting of hydrogen, alkyl, hydroxy, lower (C_1-C_3) alkoxy, amino, or nitro; and, W is selected from the group consisting of $(\text{CHR}^e)_m$ wherein m is 0-3 and said R^e is as above, NH , $\text{N}(\text{C}_1-\text{C}_3)$ straight chained or branched alkyl, O, S and $\text{N}(\text{C}_1-\text{C}_4)$ straight chain or branched alkoxy; and pharmaceutically acceptable and unacceptable salts thereof;

or

STRUCTURES S-Z

wherein: R7 and R9 are selected from the group consisting of an aryl, alkenyl, alkynyl and mixtures thereof; R6-a is selected from the group consisting of hydrogen and methyl; R6 and R5 are selected from the group consisting of hydrogen and hydroxyl; R8 is selected from the group consisting of hydrogen and halogen; R^a and R^b are selected from the group consisting of hydrogen, methyl, ethyl, n-propyl and 1-methylethyl with the proviso that R^a and R^b cannot both be hydrogen; R^c and R^d are, independently, $(\text{CH}_2)_n\text{CHR}^e$ wherein n is 0 or 1 and R^e is selected from the group consisting of hydrogen, alkyl, hydroxy, lower (C_1-C_3) alkoxy, amino, or nitro; and W is selected from the group consisting of $(\text{CHR}^e)_m$

31

wherein m is 0-3 and said R^e is as above, NH, N(C₁-C₃) straight chained or branched alkyl, O, S and N(C₁-C₄) straight chain or branched alkoxy; and pharmaceutically acceptable and unacceptable salts thereof.

What is claimed is:

1. A method of treating acne in a human in need thereof comprising administering systemically to said human a tetracycline compound in an amount that is effective to treat acne but has substantially no antibiotic activity, without administering a bisphosphonate compound, wherein said tetracycline compound is a non-antibiotic tetracycline compound, or a pharmaceutically acceptable salt of a non-antibiotic tetracycline compound.

2. A method according to claim 1, wherein said acne is acne vulgaris, cystic acne, acne atrophica, bromide acne, chlorine acne, acne conglobata, acne cosmetica, acne detergentica, epidemic acne, acne estivalis, acne fulminans, halogen acne, acne indurata, iodide acne, acne keloid, acne mechanica, acne papulosa, pomade acne, premenstrual acne, acne pustulosa, acne rosacea, acne scorbutica, acne scrofulosorum, acne urticata, acne varioliformis, acne venenata, propionic acne, acne excoriee, gram negative acne, steroid acne, or nodulocystic acne.

3. A method according to claim 1, wherein said non-antibiotic tetracycline compound is:

4-de(dimethylamino)tetracycline (CMT-1),

tetracyclinonitrile (CMT-2),

6-demethyl-6-deoxy-4-de(dimethylamino)tetracycline (CMT-3),

4-de(dimethylamino)-7-chlorotetracycline (CMT-4),
tetracycline pyrazole (CMT-5)

4-hydroxy-4-de(dimethylamino)tetracycline (CMT-6),

4-de(dimethylamino)-12 α -deoxytetracycline (CMT-7),

6- α -deoxy-5-hydroxy-4-de(dimethylamino)tetracycline (CMT-8),

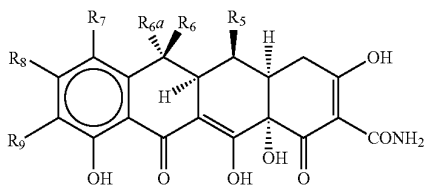
4-de(dimethylamino)-12 α -deoxyanhydrotetracycline (CMT-9),

4-de(dimethylamino)minocycline (CMT-10),

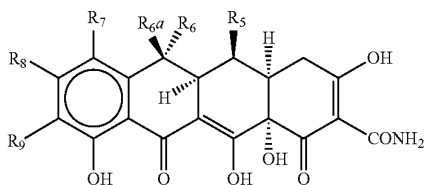
or pharmaceutically acceptable salts thereof.

4. A method according to claim 1, wherein the non-antibiotic tetracycline compound is selected from the group consisting of:

Structure C



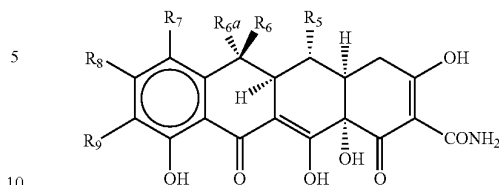
Structure D



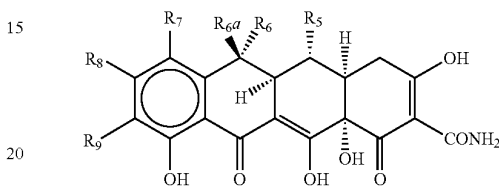
32

-continued

Structure E



Structure F



wherein:

R7 is selected from the group consisting of hydrogen, amino, nitro, mono(lower alkyl)amino, halogen, di(lower alkyl)amino, ethoxythiocarbonylthio, azido, acylamino, diazonium, cyano, and hydroxyl;

R6-a is selected from the group consisting of hydrogen and methyl;

R6 and R5 are selected from the group consisting of hydrogen and hydroxyl;

R8 is selected from the group consisting of hydrogen and halogen;

R9 is selected from the group consisting of hydrogen, amino, azido, nitro, acylamino, hydroxy, ethoxythiocarbonylthio, mono(lower alkyl)amino, halogen, diazonium, di(lower alkyl)amino and RCH(NH₂)CO;

R is hydrogen or lower alkyl; and

pharmaceutically acceptable salts thereof; with the following provisos:

when either R7 and R9 are hydrogen then R8 must be halogen; and

when R6-a, R6, R5 and R9 are all hydrogen and R7 is hydrogen, amino, nitro, halogen, dimethylamino or diethylamino, then R8 must be halogen; and

when R6-a is methyl, R6 and R9 are both hydrogen, R5 is hydroxyl, and R7 is hydrogen, amino, nitro, halogen or diethylamino, then R8 is halogen; and

when R6-a is methyl, R6 is hydroxyl, R5, R7 and R9 are all hydrogen, then R8 must be halogen; and

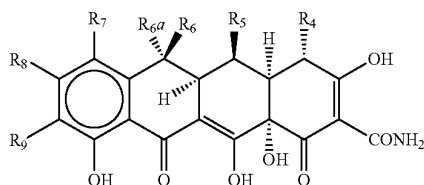
when R6-a, R6 and R5 are all hydrogen, R9 is methylamino and R7 is dimethylamino, then R8 must be halogen; and

when R6-a is methyl, R6 is hydrogen, R5 is hydroxyl, R9 is methylamino and R7 is dimethylamino, then R8 must be halogen; and

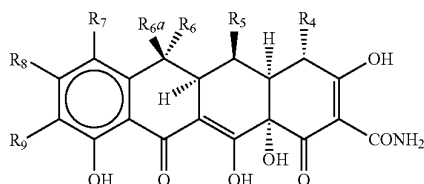
when R6-a is methyl, R6, R5 and R9 are all hydrogen and R7 is cyano, then R8 must be halogen, and pharmaceutically acceptable salts thereof.

33

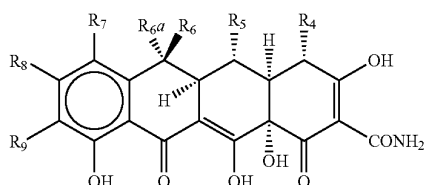
5. A method according to claim 1, wherein the non-antibiotic tetracycline compound is selected from the group consisting of:



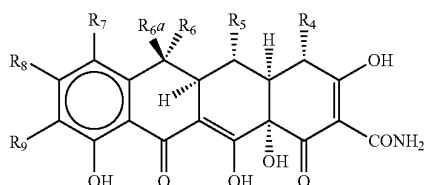
Structure G



Structure H



Structure I



Structure J

wherein:

R7 is selected from the group consisting of hydrogen, amino, nitro, mono(lower alkyl)amino, halogen, and di(lower alkyl)amino, ethoxythiocarbonylthio, azido, acylamino, diazonium, cyano, and hydroxyl;

R6-a is selected from the group consisting of hydrogen and methyl;

R6 and R5 are selected from the group consisting of hydrogen and hydroxyl;

R4 is selected from the group consisting of NOH, N-NH-A, and NH-A,

where A is a lower alkyl group;

R8 is selected from the group consisting of hydrogen and halogen;

R9 is selected from the group consisting of hydrogen, amino, azido, nitro, acylamino, hydroxy, ethoxythiocarbonylthio, mono(lower alkyl)amino, halogen, di(lower alkyl)amino and RCH(NH₂)CO;

R is hydrogen or lower alkyl; and pharmaceutically acceptable salts thereof; with the following provisos:

when R4 is NOH, N—NH-alkyl or NH-alkyl and R7, R6-a, R6, R5, and R9 are all hydrogen, then R8 must be halogen; and

when R4 is NOH, R6-a is methyl, R6 is hydrogen or hydroxyl, R7 is halogen, R5 and R9 are both hydrogen, then R8 must be halogen; and

34

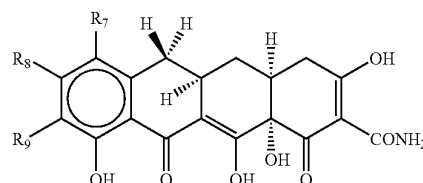
when R4 is N—NH-alkyl, R6-a is methyl, R6 is hydroxyl and R7, R5, R9 are all hydrogen, then R8 must be halogen; and

when R4 is NH-alkyl, R6-a, R6, R5 and R9 are all hydrogen, R7 is hydrogen, amino, mono(lower alkyl)amino, halogen, di(lower alkyl)amino or hydroxyl, then R8 must be halogen; and

when R4 is NH-alkyl, R6-a is methyl, R6 and R9 are both hydrogen, R5 is hydroxyl, and R7 is mono(lower alkyl) amino or di(lower alkyl)amino, then R8 must be halogen; and

when R4 is NH-alkyl, R6-a is methyl, R6 is hydroxy or hydrogen and R7, R5, and R9 are all be hydrogen, then R8 must be halogen.

6. A method according to claim 1 wherein the non-antibiotic tetracycline compound is selected from the group consisting of:



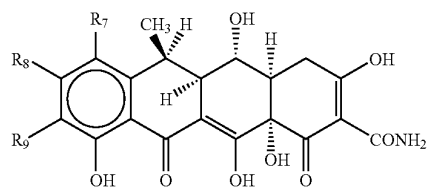
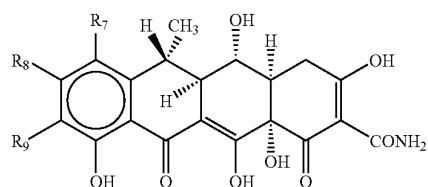
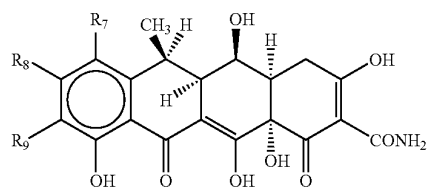
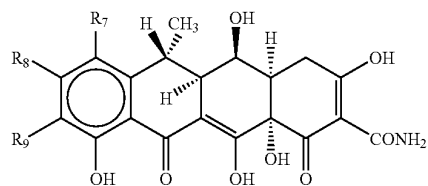
Structure K

wherein: R7, R8, and R9 taken together in each case, have the following meanings:

	R7	R8	R9
40	azido	hydrogen	hydrogen
	dimethylamino	hydrogen	azido
	hydrogen	hydrogen	amino
	hydrogen	hydrogen	azido
	hydrogen	hydrogen	nitro
45	dimethylamino	hydrogen	amino
	acylamino	hydrogen	hydrogen
	hydrogen	hydrogen	acylamino
	amino	hydrogen	nitro
	hydrogen	hydrogen	(N,N-dimethyl)glycylamino
50	amino	hydrogen	amino
	hydrogen	hydrogen	ethoxythiocarbonylthio
	dimethylamino	hydrogen	acylamino
	dimethylamino	hydrogen	diazonium
	dimethylamino	chloro	amino
55	hydrogen	chloro	amino
	amino	chloro	amino
	acylamino	chloro	acylamino
	amino	chloro	hydrogen
	acylamino	chloro	hydrogen
60	monoalkylamino	chloro	amino
	nitro	chloro	amino
	dimethylamino	chloro	acylamino
	dimethylamino	chloro	dimethylamino
	hydrogen	hydrogen	dimethylamino
65	dimethylamino	hydrogen	hydrogen

35

and



wherein: R7, R8, and R9 taken together in each case, have the following meanings:

R7	R8	R9
azido	hydrogen	hydrogen
dimethylamino	hydrogen	azido
hydrogen	hydrogen	amino
hydrogen	hydrogen	azido
hydrogen	hydrogen	nitro
dimethylamino	hydrogen	amino
acylamino	hydrogen	hydrogen
hydrogen	hydrogen	acylamino
amino	hydrogen	nitro
hydrogen	hydrogen	(N,N-dimethyl)glycylamino
amino	hydrogen	amino
hydrogen	hydrogen	ethoxythiocarbonylthio
dimethylamino	hydrogen	acylamino
hydrogen	hydrogen	diazonium
hydrogen	hydrogen	dimethylamino
diazonium	hydrogen	hydrogen
ethoxythiocarbonylthio	hydrogen	hydrogen
dimethylamino	chloro	amino
amino	chloro	amino
acylamino	chloro	acylamino
hydrogen	chloro	amino
amino	chloro	hydrogen
acylamino	chloro	hydrogen

36

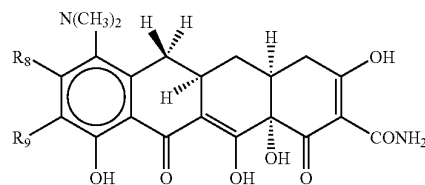
-continued

R7	R8	R9
monoalkylamino	chloro	amino
nitro	chloro	amino

and

10

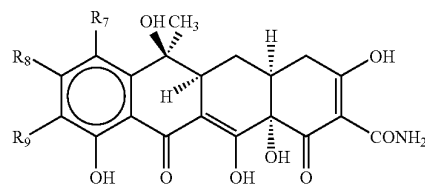
Structure P



wherein: R8 is hydrogen or halogen and R9 is selected from the group consisting of nitro, (N,N-dimethyl)glycylamino, and ethoxythiocarbonylthio; and

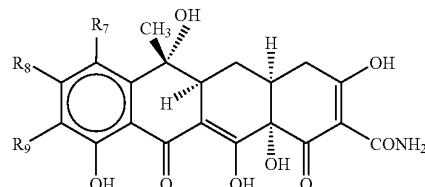
25

Structure Q



35

Structure R



wherein: R7, R8; and R9 taken together in each case, have the following meanings:

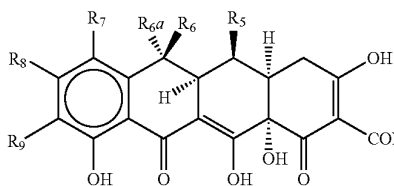
R7	R8	R9
amino	hydrogen	hydrogen
nitro	hydrogen	hydrogen
azido	hydrogen	hydrogen
dimethylamino	hydrogen	azido
hydrogen	hydrogen	amino
hydrogen	hydrogen	azido
hydrogen	hydrogen	nitro
bromo	hydrogen	hydrogen
dimethylamino	hydrogen	amino
acylamino	hydrogen	hydrogen
hydrogen	hydrogen	acylamino
amino	hydrogen	nitro
hydrogen	hydrogen	(N,N-dimethyl)glycylamino
amino	hydrogen	amino
diethylamino	hydrogen	hydrogen
hydrogen	hydrogen	ethoxythiocarbonylthio
dimethylamino	hydrogen	methylamino
dimethylamino	hydrogen	acylamino
dimethylamino	chloro	amino
amino	chloro	amino

37
-continued

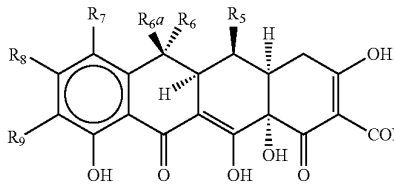
R7	R8	R9
acylamino	chloro	acylamino
hydrogen	chloro	amino
amino	chloro	hydrogen
acylamino	chloro	hydrogen
monoalkylamino	chloro	amino
nitro	chloro	amino

and pharmaceutically acceptable salts thereof.

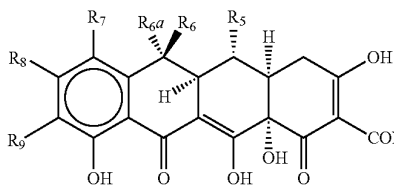
7. A method according to claim 1, wherein the non-antibiotic tetracycline compound is selected from the group consisting of:



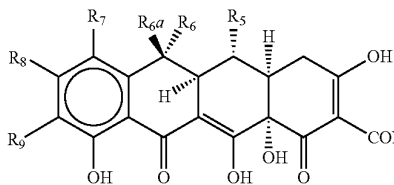
Structure S



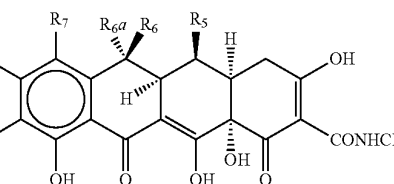
Structure T



Structure U



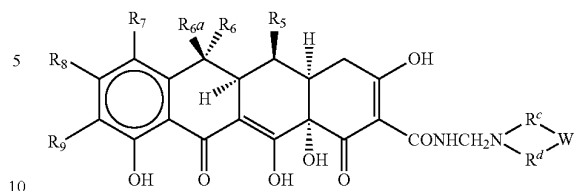
Structure V



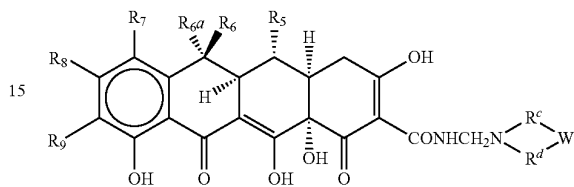
Structure W

38
-continued

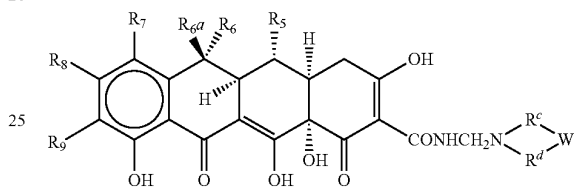
Structure X



Structure Y



Structure Z



wherein:

R7 is selected from the group consisting of hydrogen, amino, nitro, mono(lower alkyl)amino, halogen, di(lower alkyl)amino, ethoxythiocarbonylthio, azido, acylamino, diazonium, cyano, and hydroxyl;

R6-a is selected from the group consisting of hydrogen and methyl;

R6 and R5 are selected from the group consisting of hydrogen and hydroxyl;

R8 is selected from the group consisting of hydrogen and halogen;

R9 is selected from the group consisting of hydrogen, amino, azido, nitro, acylamino, hydroxy, ethoxythiocarbonylthio, mono(lower alkyl)amino, halogen, diazonium, di(lower alkyl)amino and $\text{RCH}(\text{NH}_2)\text{CO}$;

R is hydrogen or lower alkyl;

R^a and R^b are selected from the group consisting of hydrogen, methyl, ethyl, n-propyl and 1-methylethyl with the proviso that R^a and R^b cannot both be hydrogen;

R^c and R^d are, independently, $(\text{CH}_2)_n\text{CHR}^e$ wherein n is 0 or 1 and R^e is selected from the group consisting of hydrogen, alkyl, hydroxy, lower(C_1 - C_3) alkoxy, amino, or nitro; and,

W is selected from the group consisting of $(\text{CHR}^e)_m$ wherein m is 0-3 and said R^e is as above, NH , $\text{N}(\text{C}_1\text{-C}_3)$ straight chained or branched alkyl, O, S and $\text{N}(\text{C}_1\text{-C}_4)$ straight chain or branched alkoxy; and, pharmaceutically acceptable salts thereof.

8. A method according to claim 7, wherein the non-antibiotic tetracycline compound selected from the group consisting of structures S-Z has the following provisos:

when either R7 and R9 are hydrogen then R8 must be halogen; and

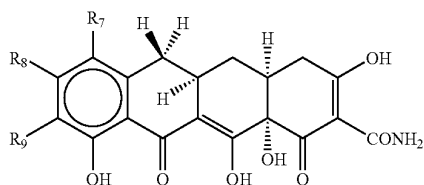
when R6-a, R6, R5 and R9 are all hydrogen and R7 is hydrogen, amino, nitro, halogen, dimethylamino or diethylamino, then R8 must be halogen; and

when R6-a is methyl, R6 and R9 are both hydrogen, R5 is hydroxyl, and R7 is hydrogen, amino, nitro, halogen or diethylamino, then R8 is halogen; and

39

when R6-a is methyl, R6 is hydroxyl, R5, R7 and R9 are all hydrogen, then R8 must be halogen; and
 when R6-a, R6 and R5 are all hydrogen, R9 is methylamino and R7 is dimethylamino, then R8 must be halogen; and
 when R6-a is methyl, R6 is hydrogen, R5 is hydroxyl, R9 is methylamino and R7 is dimethylamino, then R8 must be halogen; and
 when R6-a is methyl, R6, R5 and R9 are all hydrogen and R7 is cyano, then R8 must be halogen.

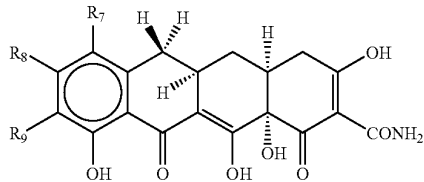
9. A method according to claim 1, wherein said tetracycline compound has a general formula:



Structure K

wherein R7, R8, and R9 taken together are, respectively, hydrogen, hydrogen and dimethylamino or a pharmaceutically acceptable salt thereof.

10. A method according to claim 1, wherein said tetracycline compound is selected from the group consisting of:

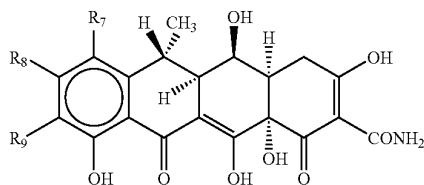


Structure K

wherein R7, R8, and R9 taken together in each case, have the following meanings:

R7	R8	R9
hydrogen	hydrogen	amino
hydrogen	hydrogen	palmitamide

and

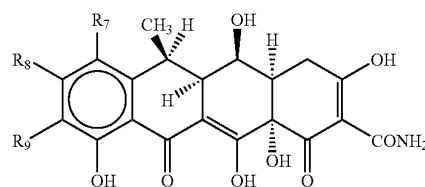


Structure L

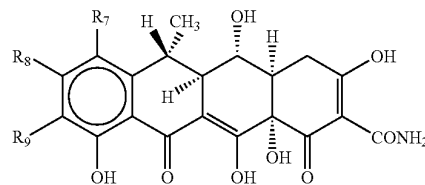
40

-continued

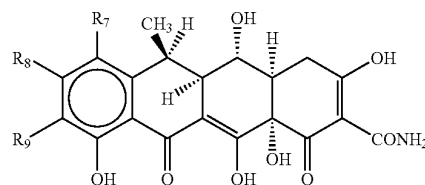
Structure M



Structure N



Structure O

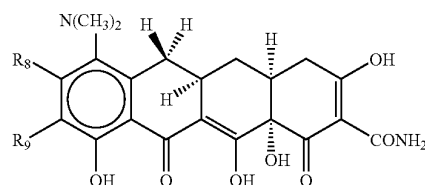


wherein R7, R8, and R9 taken together in each case, have the following meanings:

R7	R8	R9
hydrogen	hydrogen	acetamido
hydrogen	hydrogen	dimethylaminoacetamido
hydrogen	hydrogen	nitro
hydrogen	hydrogen	amino

and

Structure P



wherein R8, and R9 taken together are, respectively, hydrogen and nitro and pharmaceutically acceptable salts thereof.

11. A method according to claim 1, wherein said systemic administration is oral administration, intravenous injection, intramuscular injection, subcutaneous administration, transdermal administration or intranasal administration.

* * * * *

UNITED STATES PATENT AND TRADEMARK OFFICE
CERTIFICATE OF CORRECTION

PATENT NO. : 8,052,983 B2
APPLICATION NO. : 11/876478
DATED : November 8, 2011
INVENTOR(S) : Robert A. Ashley

Page 1 of 1

It is certified that error appears in the above-identified patent and that said Letters Patent is hereby corrected as shown below:

IN THE SPECIFICATION:

Column 18, lines 21:

Now reads: "Phototoxicity Assay Duplicate"

Should read: -- Phototoxicity Assay: Duplicate --

Column 22, lines 20-21:

Now reads: "R4 is N—NR-alkyl,"

Should read: -- R4 is N-NH-alkyl, --

Signed and Sealed this
Fifth Day of February, 2013



Teresa Stanek Rea
Acting Director of the United States Patent and Trademark Office