

Under the Paperwork Reduction Act of 1995, no persons are required to respond to a collection of information unless it displays a valid OMB control number.

UTILITY PATENT APPLICATION TRANSMITTAL <i>(Only for new nonprovisional applications under 37 CFR 1.53(b))</i>	Attorney Docket No.	ALI-001
	First Inventor	Scott Fullam
	Title	COMPONENT PROTECTIVE...
	Express Mail Label No.	N/A

APPLICATION ELEMENTS <i>See MPEP chapter 600 concerning utility patent application contents.</i>	ADDRESS TO: Commissioner for Patents P.O. Box 1450 Alexandria VA 22313-1450
1. <input type="checkbox"/> Fee Transmittal Form (e.g., PTO/SB/17) 2. <input type="checkbox"/> Applicant claims small entity status. See 37 CFR 1.27. 3. <input checked="" type="checkbox"/> Specification [Total Pages <u>32</u>] Both the claims and abstract must start on a new page (For information on the preferred arrangement, see MPEP 608.01(a)) 4. <input checked="" type="checkbox"/> Drawing(s) (35 U.S.C. 113) [Total Sheets <u>10</u>] 5. Oath or Declaration [Total Sheets _____] a. <input type="checkbox"/> Newly executed (original or copy) b. <input type="checkbox"/> A copy from a prior application (37 CFR 1.63(d)) (for continuation/divisional with Box 18 completed) i. <input type="checkbox"/> DELETION OF INVENTOR(S) Signed statement attached deleting inventor(s) name in the prior application, see 37 CFR 1.63(d)(2) and 1.33(b). 6. <input checked="" type="checkbox"/> Application Data Sheet. See 37 CFR 1.76 7. <input type="checkbox"/> CD-ROM or CD-R in duplicate, large table or Computer Program (Appendix) <input type="checkbox"/> Landscape Table on CD 8. Nucleotide and/or Amino Acid Sequence Submission (if applicable, items a. – c. are required) a. <input type="checkbox"/> Computer Readable Form (CRF) b. <input type="checkbox"/> Specification Sequence Listing on: i. <input type="checkbox"/> CD-ROM or CD-R (2 copies); or ii. <input type="checkbox"/> Paper c. <input type="checkbox"/> Statements verifying identity of above copies	ACCOMPANYING APPLICATION PARTS 9. <input type="checkbox"/> Assignment Papers (cover sheet & document(s)) Name of Assignee _____ 10. <input type="checkbox"/> 37 CFR 3.73(b) Statement <input type="checkbox"/> Power of (when there is an assignee) Attorney 11. <input type="checkbox"/> English Translation Document (if applicable) 12. <input type="checkbox"/> Information Disclosure Statement (PTO/SB/08 or PTO-1449) <input type="checkbox"/> Copies of citations attached 13. <input type="checkbox"/> Preliminary Amendment 14. <input type="checkbox"/> Return Receipt Postcard (MPEP 503) (Should be specifically itemized) 15. <input type="checkbox"/> Certified Copy of Priority Document(s) (if foreign priority is claimed) 16. <input type="checkbox"/> Nonpublication Request under 35 U.S.C. 122(b)(2)(B)(i). Applicant must attach form PTO/SB/35 or equivalent. 17. <input type="checkbox"/> Other: _____
18. If a CONTINUING APPLICATION, check appropriate box, and supply the requisite information below and in the first sentence of the specification following the title, or in an Application Data Sheet under 37 CFR 1.76: <input type="checkbox"/> Continuation <input type="checkbox"/> Divisional <input type="checkbox"/> Continuation-in-part (CIP) of prior application No.: _____ Prior application information: Examiner _____ Art Unit: _____	
19. CORRESPONDENCE ADDRESS <input checked="" type="checkbox"/> The address associated with Customer Number: <u>15516</u> OR <input type="checkbox"/> Correspondence address below Name _____ Address _____ City _____ State _____ Zip Code _____ Country _____ Telephone _____ Email _____	
Signature <u>SAVM</u> Date June 10, 2011 Name (Print/Type) Scott S. Kokka Registration No. 51,893 (Attorney/Agent)	

This collection of information is required by 37 CFR 1.53(b). The information is required to obtain or retain a benefit by the public which is to file (and by the USPTO to process) an application. Confidentiality is governed by 35 U.S.C. 122 and 37 CFR 1.11 and 1.14. This collection is estimated to take 12 minutes to complete, including gathering, preparing, and submitting the completed application form to the USPTO. Time will vary depending upon the individual case. Any comments on the amount of time you require to complete this form and/or suggestions for reducing this burden, should be sent to the Chief Information Officer, U.S. Patent and Trademark Office, U.S. Department of Commerce, P.O. Box 1450, Alexandria, VA 22313-1450. DO NOT SEND FEES OR COMPLETED FORMS TO THIS ADDRESS. SEND TO: Commissioner for Patents, P.O. Box 1450, Alexandria, VA 22313-1450.

If you need assistance in completing the form, call 1-800-PTO-9199 and select option 2.

Application Data Sheet

Application Information

Filing Date::	June 10, 2011
Application Type::	Regular
Subject Matter::	Utility
Suggested Group Art Unit::	None
CD-ROM or CD-R?:	None
Title::	COMPONENT PROTECTIVE OVERMOLDING
Attorney Docket Number::	ALI-001
Request for Early Publication?:	No
Request for Non-Publication?:	No
Suggested Drawing Figure::	6A
Total Drawing Sheets::	10
Small Entity::	No
Petition included?:	No
Secrecy Order in Parent Appl.?:	No

Applicant Information

Applicant Authority type::	Inventor
Primary Citizenship Country::	United States of America
Status::	Full Capacity
Given Name::	Scott
Family Name::	Fullam
City of Residence::	Palo Alto

State or Province of Residence:: CA
Country of Residence:: United States of America
Street of mailing address:: 3982 Sutherland Dr.
City of mailing address:: Palo Alto
Country of mailing address:: United States of America
State or Province of mailing address:: CA
Postal or Zip Code of mailing address:: 94303

Applicant Authority type:: Inventor
Primary Citizenship Country:: United States of America
Status:: Full Capacity
Given Name:: Skip
Family Name:: Orvis
City of Residence:: Sunnyvale
State or Province of Residence:: CA
Country of Residence:: United States of America
Street of mailing address:: 687 W. Maude Avenue
City of mailing address:: Sunnyvale
Country of mailing address:: United States of America
State or Province of mailing address:: CA
Postal or Zip Code of mailing address:: 94085

Correspondence Information

Customer Number:: 15516

Name:: Kokka & Backus, PC

Street of mailing address:: 703 High Street

City of mailing address:: Palo Alto

Country of mailing address:: USA

State or Province of mailing address:: CA

Postal or Zip Code of mailing address:: 94301

Telephone:: (650) 566-9921

Fax:: (650) 566-9922

Representative Information

Representative Customer Number:: 15516

Representative Designation::	Registration Number::	Name::
Primary	51,893	Scott S. Kokka

Assignee Information

Name:: AliphCom, Inc.

Mailing address:: 687 W. Maude Avenue, Sunnyvale, CA 94085

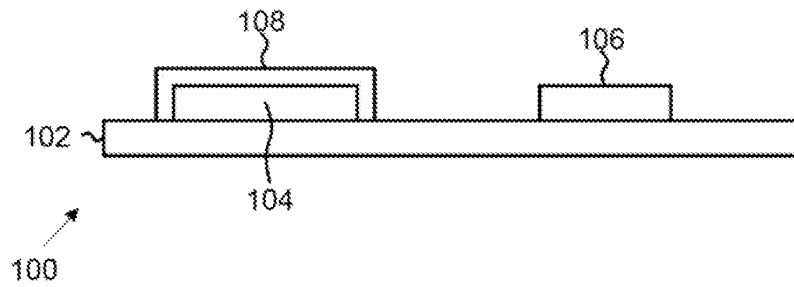


FIG. 1

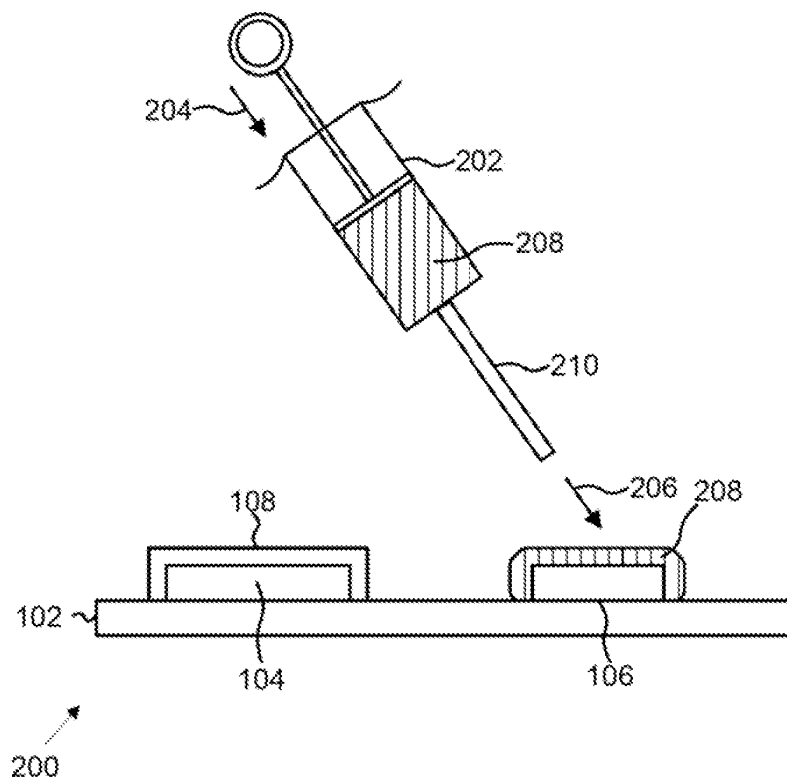


FIG. 2

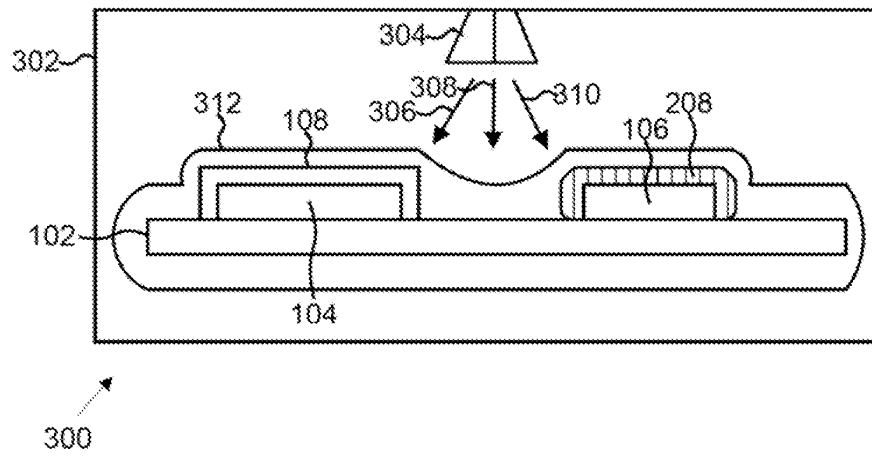


FIG. 3

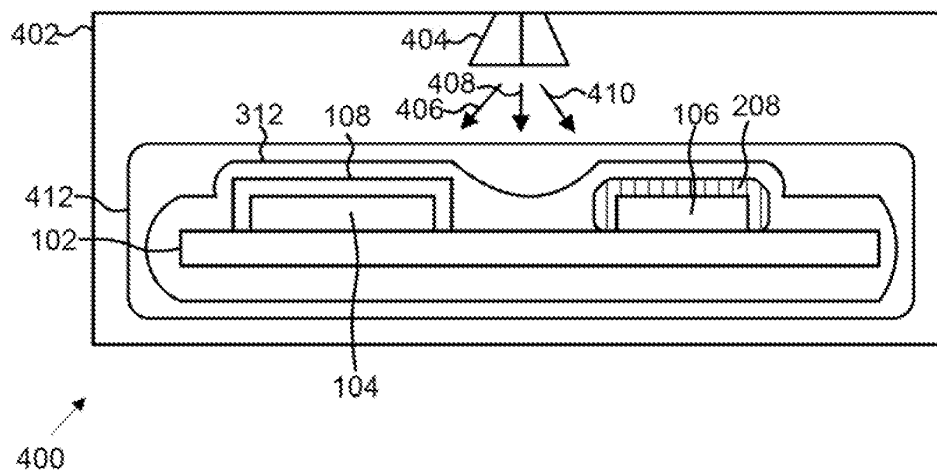


FIG. 4

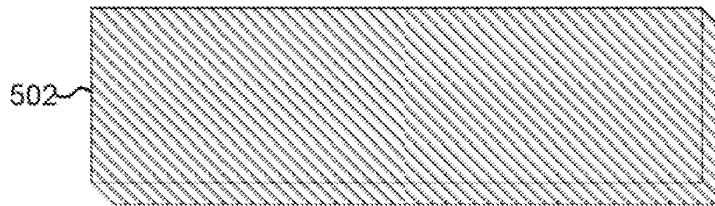


FIG. 5A




FIG. 5B

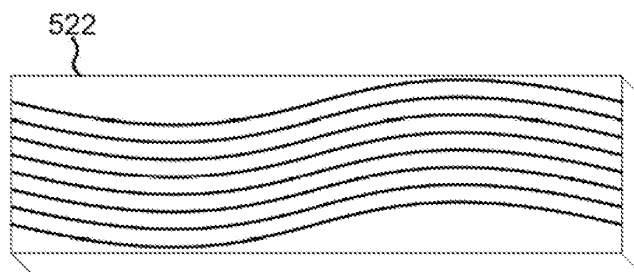
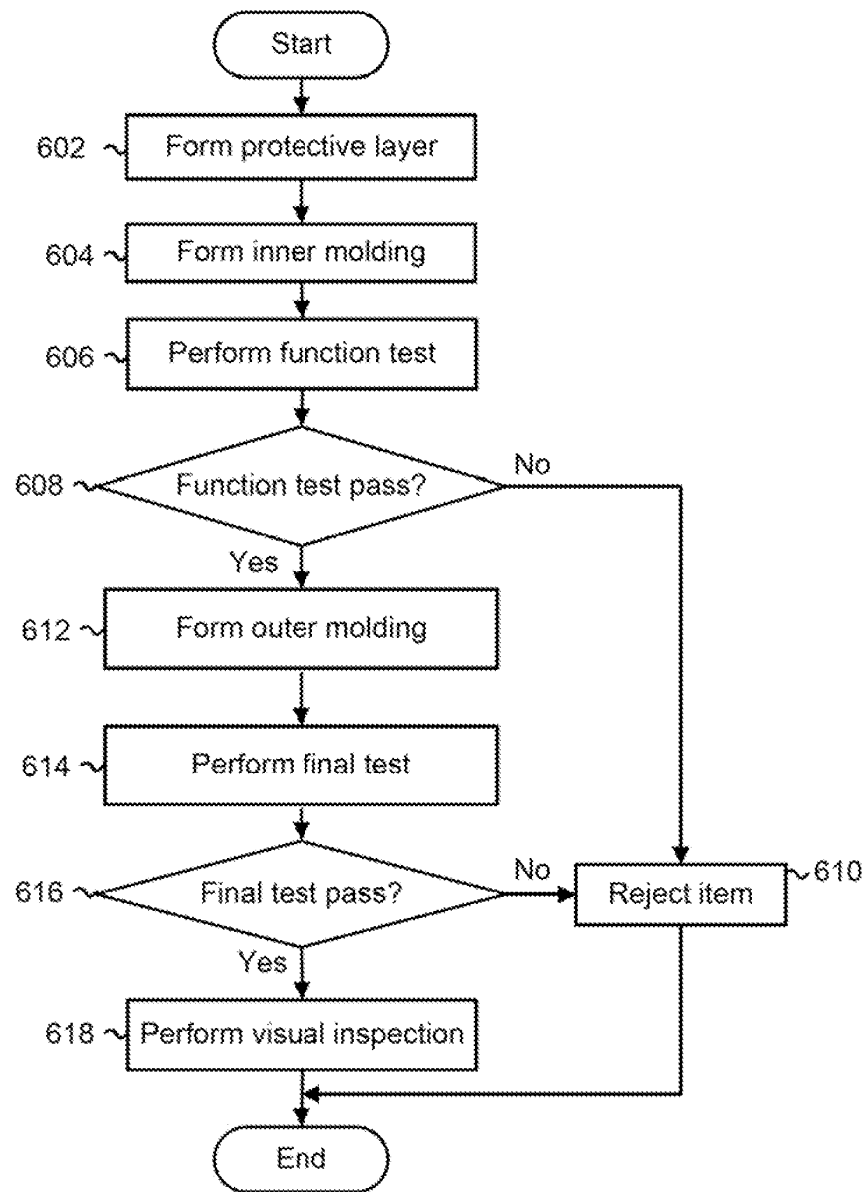


FIG. 5C



600

FIG. 6A

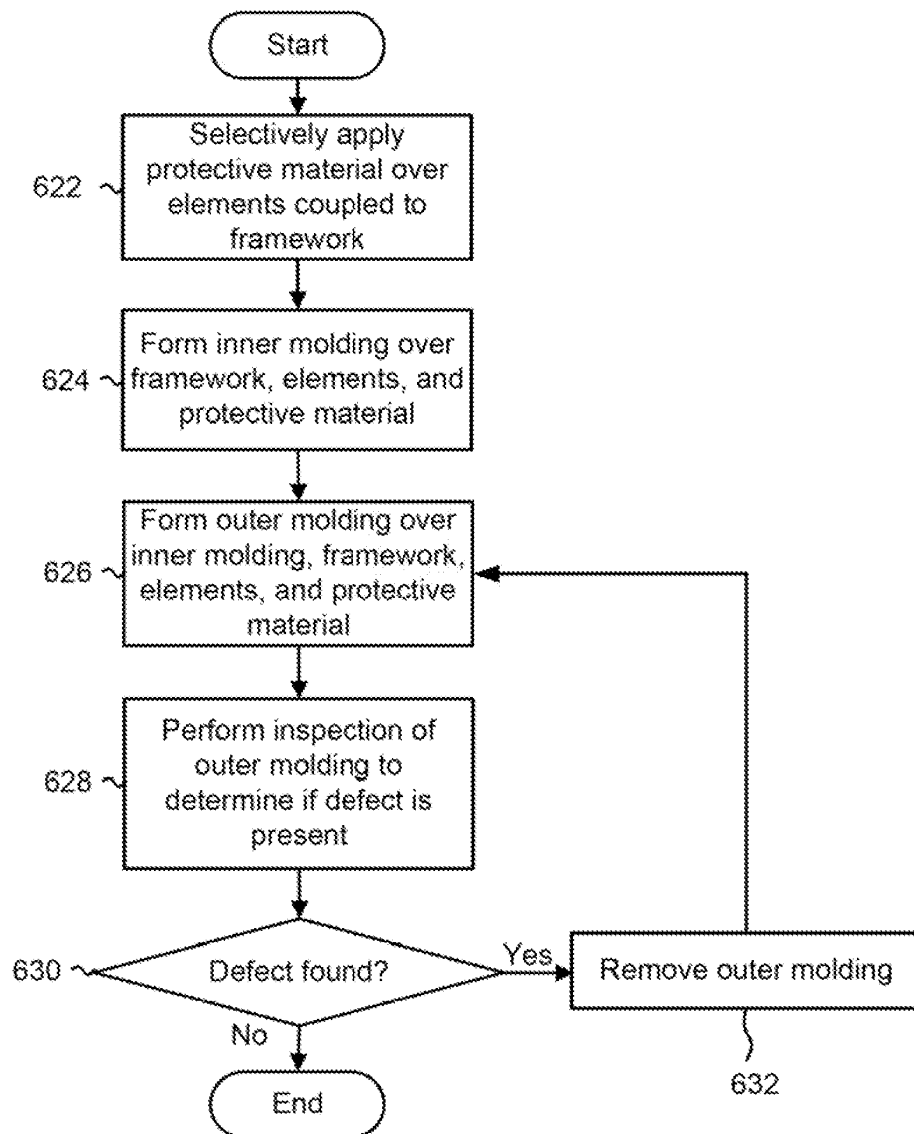
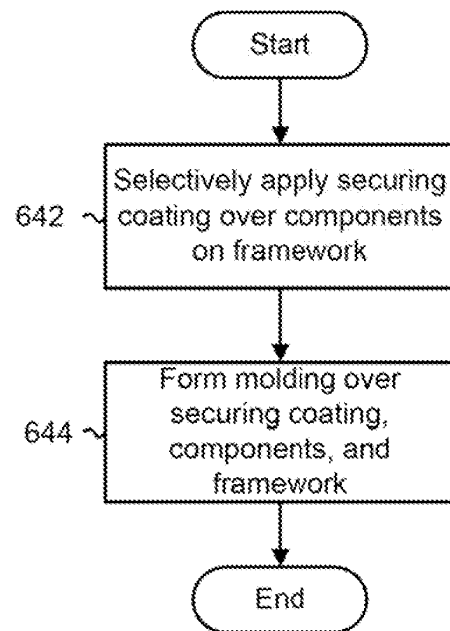


FIG. 6B



640 ↗

FIG. 6C

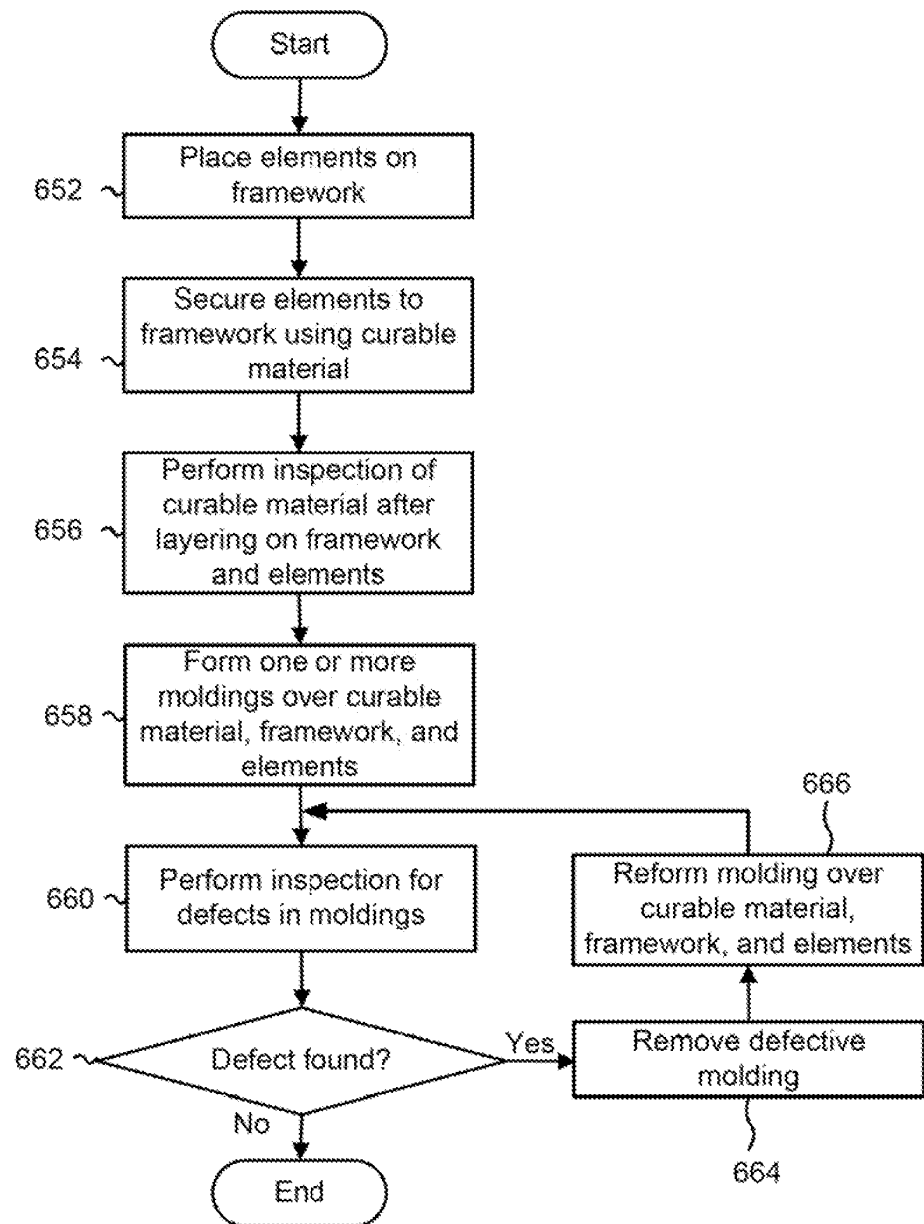


FIG. 6D

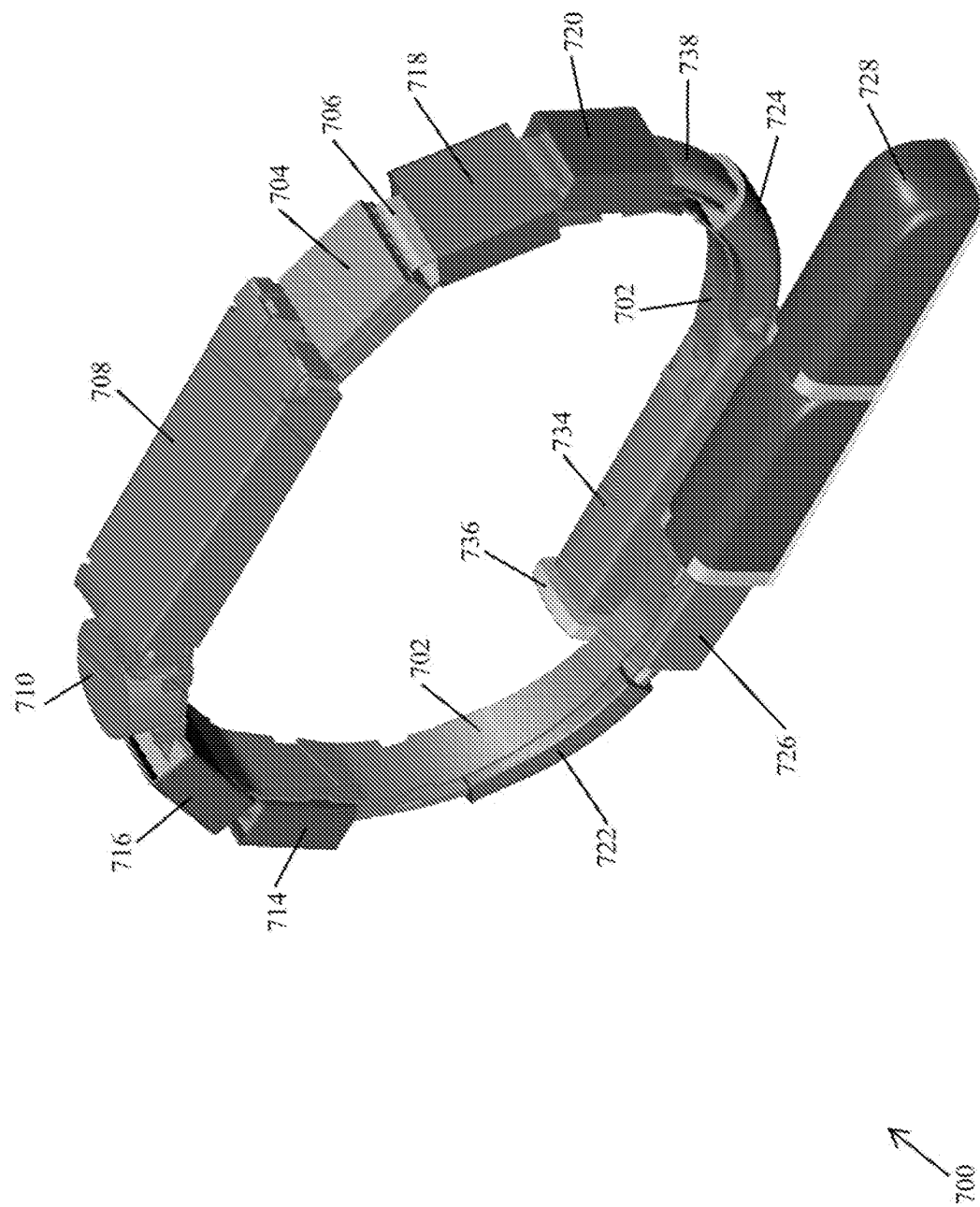


FIG. 7

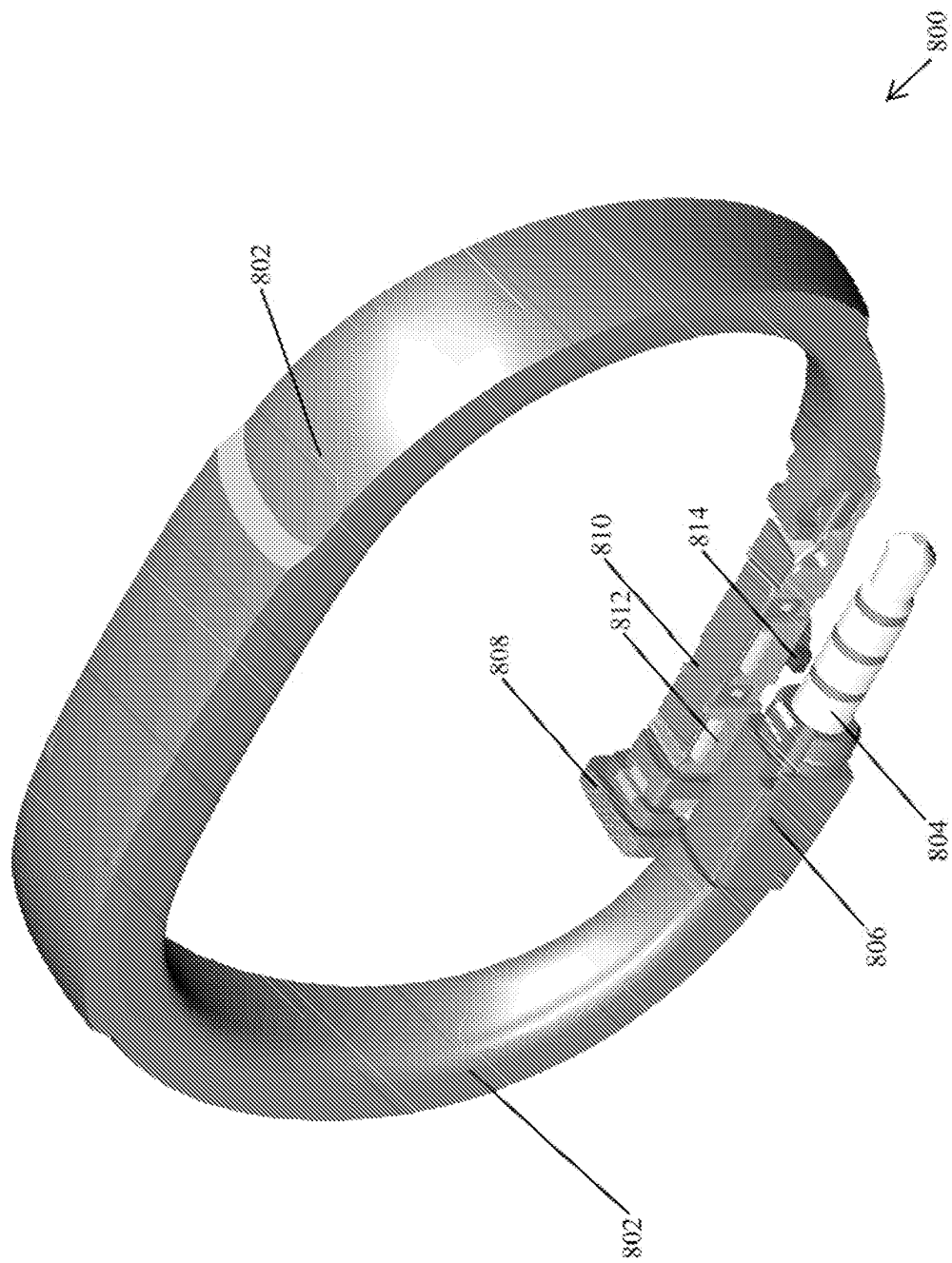


FIG. 8

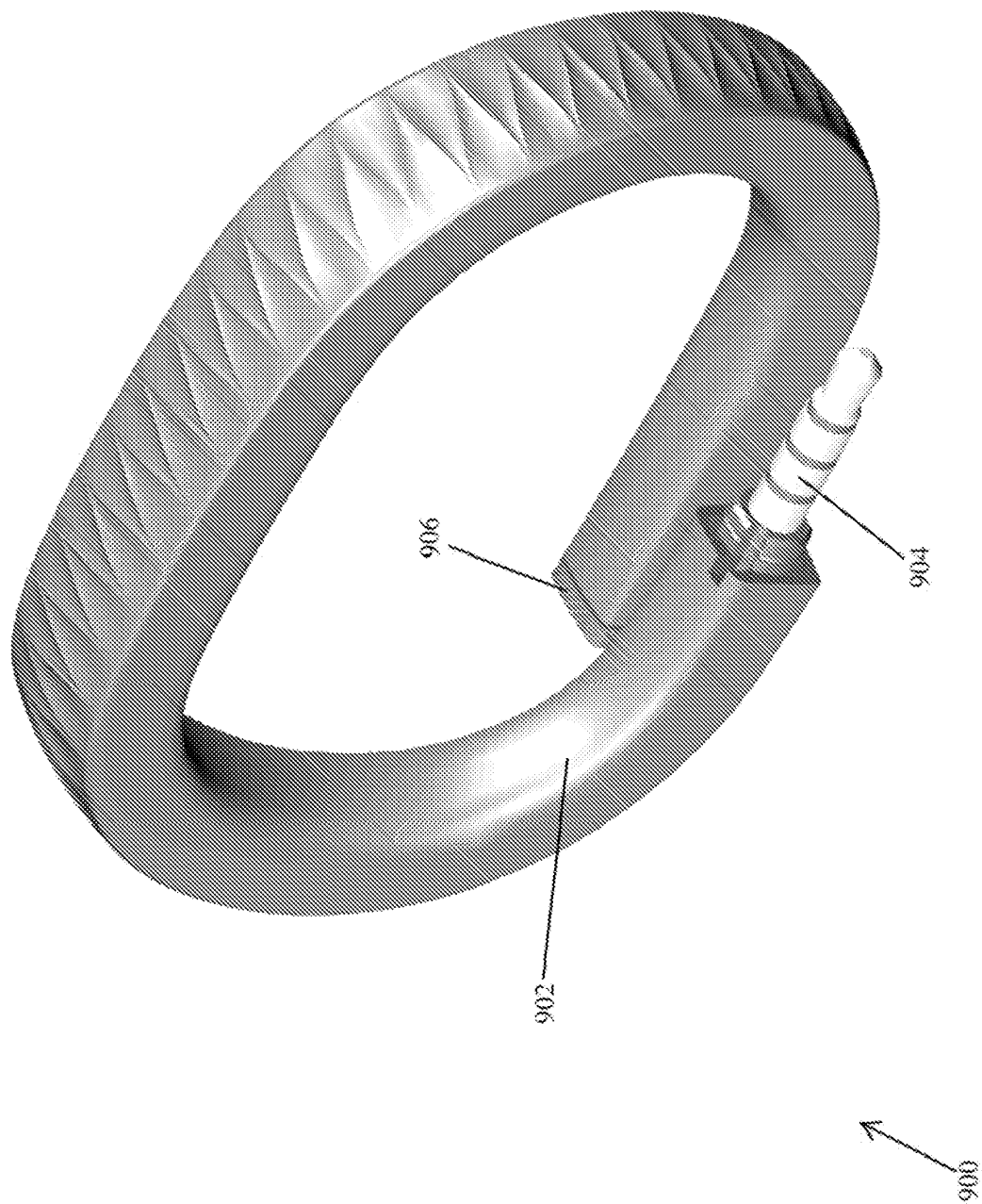


FIG. 9

Electronic Acknowledgement Receipt	
EFS ID:	10283855
Application Number:	13158372
International Application Number:	
Confirmation Number:	9277
Title of Invention:	COMPONENT PROTECTIVE OVERMOLDING
First Named Inventor/Applicant Name:	Scott Fullam
Customer Number:	15516
Filer:	Scott Susumu Kokka
Filer Authorized By:	
Attorney Docket Number:	ALI-001
Receipt Date:	10-JUN-2011
Filing Date:	
Time Stamp:	23:48:41
Application Type:	Utility under 35 USC 111(a)

Payment information:

Submitted with Payment	no
------------------------	----

File Listing:

Document Number	Document Description	File Name	File Size(Bytes)/ Message Digest	Multi Part /.zip	Pages (if appl.)
1		ALI-001_Application_asfiled.pdf	10530251 b1bc4ef54f7798e76d87ba48353bb28388955715	yes	46

Multipart Description/PDF files in .zip description			
Document Description	Start	End	
Transmittal of New Application	1	1	
Application Data Sheet	2	4	
Specification	5	29	
Claims	30	35	
Abstract	36	36	
Drawings-only black and white line drawings	37	46	
Warnings:			
Information:			
Total Files Size (in bytes):		10530251	
<p>This Acknowledgement Receipt evidences receipt on the noted date by the USPTO of the indicated documents, characterized by the applicant, and including page counts, where applicable. It serves as evidence of receipt similar to a Post Card, as described in MPEP 503.</p> <p><u>New Applications Under 35 U.S.C. 111</u> If a new application is being filed and the application includes the necessary components for a filing date (see 37 CFR 1.53(b)-(d) and MPEP 506), a Filing Receipt (37 CFR 1.54) will be issued in due course and the date shown on this Acknowledgement Receipt will establish the filing date of the application.</p> <p><u>National Stage of an International Application under 35 U.S.C. 371</u> If a timely submission to enter the national stage of an international application is compliant with the conditions of 35 U.S.C. 371 and other applicable requirements a Form PCT/DO/EO/903 indicating acceptance of the application as a national stage submission under 35 U.S.C. 371 will be issued in addition to the Filing Receipt, in due course.</p> <p><u>New International Application Filed with the USPTO as a Receiving Office</u> If a new international application is being filed and the international application includes the necessary components for an international filing date (see PCT Article 11 and MPEP 1810), a Notification of the International Application Number and of the International Filing Date (Form PCT/RO/105) will be issued in due course, subject to prescriptions concerning national security, and the date shown on this Acknowledgement Receipt will establish the international filing date of the application.</p>			

APPLICATION FOR UNITED STATES PATENT
COMPONENT PROTECTIVE OVERMOLDING

By Inventors:

Scott Fullam
3982 Sutherland Dr
Palo Alto, CA 94303
A Citizen of the United States of America

Skip Orvis
687 W. Maude Avenue
Sunnyvale, CA 94085
A Citizen of the United States of America

Assignee: AliphCom, Inc.

KOKKA & BACKUS, PC
703 High Street
Palo Alto, CA 94301
Tel: (650) 566-9921

COMPONENT PROTECTIVE OVERMOLDING

FIELD

[0001] The present invention relates generally to electrical and electronic hardware, computer software, wired and wireless network communications, and computing devices.
5 More specifically, techniques for component protective overmolding are described.

BACKGROUND

[0002] With the advent of greater computing capabilities in smaller mobile form factors and an increasing number of applications (i.e., computer and Internet software or programs) for different uses, consumers (i.e., users) have access to large amounts of data,
10 personal or otherwise. Information and data are often readily available, but poorly captured using conventional data capture devices. Conventional devices typically lack capabilities that can record, store, analyze, communicate, or use data in a contextually-meaningful, comprehensive, and efficient manner. Further, conventional solutions are often limited to specific individual purposes or uses, demanding that users invest in
15 multiple devices in order to perform different activities (e.g., a sports watch for tracking time and distance, a GPS receiver for monitoring a hike or run, a cyclometer for gathering cycling data, and others). Although a wide range of data and information is available, conventional devices and applications generally fail to provide effective solutions that comprehensively capture data for a given user across numerous disparate
20 activities.

[0003] Some conventional solutions combine a small number of discrete functions. Functionality for data capture, processing, storage, or communication in conventional

devices such as a watch or timer with a heart rate monitor or global positioning system (“GPS”) receiver are available, but are expensive to manufacture and typically require purchasing multiple, expensive devices. Other conventional solutions for combining data capture facilities often present numerous design and manufacturing problems such as size
5 specifications, materials requirements, lowered tolerances for defects such as pits or holes in coverings for water-resistant or waterproof devices, unreliability, higher failure rates, increased manufacturing time, and expense. Subsequently, conventional devices such as fitness watches, heart rate monitors, GPS-enabled fitness monitors, health monitors (e.g., diabetic blood sugar testing units), digital voice recorders, pedometers, altimeters, and
10 other conventional data capture devices are generally manufactured for conditions that occur in a single or small groupings of activities and, subsequently, are limited in terms of commercial appeal to consumers.

[0004] Generally, if the number of data inputs accessible by conventional data capture devices increases, there is a corresponding rise in design and manufacturing
15 requirements and device size that results in significant consumer expense and/or decreased consumer appeal, which eventually becomes prohibitive to both investment and commercialization. Still further, conventional manufacturing techniques are often limited and ineffective at meeting increased requirements to protect sensitive hardware, circuitry, and other components that are susceptible to damage, but which are required to
20 perform various data capture activities. As a conventional example, sensitive electronic components such as printed circuit board assemblies (“PCBA”), sensors, and computer memory (hereafter “memory”) can be significantly damaged or destroyed during

manufacturing processes where protective overmoldings or layers of material occurs using techniques such as injection molding, cold molding, and others. Damaged or destroyed items subsequently raises the cost of goods sold and can deter not only investment and commercialization, but also innovation in data capture and analysis technologies, which are highly compelling fields of opportunity.

5 [0005] Thus, what is needed is a solution for efficiently manufacturing devices without the limitations of conventional techniques.

BRIEF DESCRIPTION OF THE DRAWINGS

- [0006] Various embodiments or examples (“examples”) are disclosed in the following detailed description and the accompanying drawings:
- 5 [0007] FIG. 1 illustrates a cross-sectional view of an exemplary process for providing protective material in component protective overmolding;
- [0008] FIG. 2 illustrates another cross-sectional view of an exemplary process for providing protective material in component protective overmolding;
- [0009] FIG. 3 illustrates a cross-sectional view of an exemplary process for forming an inner molding in component protective overmolding;
- 10 [0010] FIG. 4 illustrates another cross-sectional view of an exemplary process for forming an outer molding in component protective overmolding;
- [0011] FIG. 5A illustrates an exemplary design applied during component protective overmolding;
- [0012] FIG. 5B illustrates another exemplary design applied during component
- 15 protective overmolding;
- [0013] FIG. 5C illustrates a further exemplary design applied during component protective overmolding;
- [0014] FIG. 6A illustrates an exemplary process for component protective overmolding;
- 20 [0015] FIG. 6B illustrates an alternative exemplary process for component protective overmolding;

[0016] FIG. 6C illustrates another alternative exemplary process for component protective overmolding;

[0017] FIG. 6D illustrates yet another alternative exemplary process for component protective overmolding;

5 [0018] FIG. 7 illustrates a view of an exemplary data-capable strapband configured to receive overmolding;

[0019] FIG. 8 illustrates a view of an exemplary data-capable strapband having a first molding; and

[0020] FIG. 9 illustrates a view of an exemplary data-capable strapband having a
10 second molding.

DETAILED DESCRIPTION

[0021] Various embodiments or examples may be implemented in numerous ways, including as a system, a process, an apparatus, a user interface, or a series of program instructions on a computer readable medium such as a computer readable storage medium
5 or a computer network where the program instructions are sent over optical, electronic, or wireless communication links. In general, operations of disclosed processes may be performed in an arbitrary order, unless otherwise provided in the claims.

[0022] A detailed description of one or more examples is provided below along with accompanying figures. The detailed description is provided in connection with such
10 examples, but is not limited to any particular example. The scope is limited only by the claims and numerous alternatives, modifications, and equivalents are encompassed. Numerous specific details are set forth in the following description in order to provide a thorough understanding. These details are provided for the purpose of example and the described techniques may be practiced according to the claims without some or all of
15 these specific details. For clarity, technical material that is known in the technical fields related to the examples has not been described in detail to avoid unnecessarily obscuring the description.

[0023] FIG. 1 illustrates a cross-sectional view of an exemplary process for providing protective material in data-capable strapband overmolding. Here, device 100 includes
20 framework 102, elements 104-106, and covering 108. In some examples, framework 102 may be referred to interchangeably as a substrate, wafer, board (printed, unprinted, or otherwise), or other surface upon which elements 104-106 may be mounted, placed, or

otherwise fixed. The type and configuration of elements may be varied and are not limited to any given type of electrical, electronic, or mechanical component. For example, element 104 may be implemented as a microvibrator or motor configured to provide a vibratory signal for an alarm or other indicator. Element 104 may also be a printed circuit board assembly ("PCBA"), logic, processor, microprocessor, memory (e.g., solid state, RAM, ROM, DRAM, SDRAM, or others), or other computing element and is not limited to any specific type of component. Further, element 104 may be coupled electrically or electronically to element 106, which may also be an electrical, electronic, or mechanical component that can be placed on framework 102. When placed on framework 102, elements 104-106 may be fixed using various techniques, including adhesives, mechanical fixing structures (e.g., posts and holes), or others, without limitation.

[0024] As shown, covering 108 may be placed over element 104 in order to protect the latter from damage resulting from the application of subsequent layers, coverings, moldings, or other protective material, regardless of environmental conditions (e.g., temperature, pressure, thickness, and others). As shown, element 104 is covered by covering 108 and element 106 is uncovered. However, other protective materials may be used to cover element 106. In still other examples, protective materials such as covering 108 may not be used if elements 104 or 106 are manufactured to resist the formation, deposit, layering, or covering of other protective materials at various temperatures, pressures, or other atmospheric conditions. In other examples, device 100 and the above-described elements may be varied and are not limited to those shown and described.

[0025] FIG. 2 illustrates another cross-sectional view of an exemplary process for providing protective material in data-capable strapband overmolding. Here, device 200 includes framework 102, elements 104-106, covering 108, syringe 202, arrows 204-206, and protective coating 208. In some examples, covering 108 and protective coating 208 may be referred to as “protective material” interchangeably and without limitation. As shown, like numbered elements shown in this drawing and others may refer to the same or a substantially similar element previously described.

[0026] In some examples, an applicator (e.g., syringe 202) may be used to selectively apply protective coating 208 to cover as a protective layer over element 106. As used herein, “selectively applying” may refer to the application, placement, positioning, formation, deposition, growth, or the like, of protective material to one, some, all, or none of any underlying elements (e.g., elements 104-106). In some examples, “protective material” may also be used interchangeably with “protective layer,” “covering,” “housing,” or “structure” regardless of the composition of material or matter used, without limitation. In other words, covering 108 and protective coating 208 may each be referred to as “protective material” and used to protect underlying elements (e.g., elements 104-106 (FIG. 1)) as described herein.

[0027] When the plunger of syringe 202 is depressed in the direction of arrow 204, protective coating 208 is forced through applicator tip 210 and applied as a protective layer over element 106. As an example, protective coating 208 may be applied at substantially atmospheric pressure by applying 1-2 psi of pressure to the plunger of syringe 202. When applied, protective coating 208 may be, for example, an ultraviolet

(“UV”) curable adhesive or other material. In other words, when protective coating 208 is applied (i.e., layered over element 106) and exposed to ultraviolet radiation (or other curing conditions) at levels similar to those found in natural sunlight or artificial light, it coalesces and hardens into a covering that prevents the underlying element (e.g., element 5 106) from being damaged when other protective materials or layers are applied such as those shown and described below. Exemplary types of protective coating 208 may include coatings, adhesives, gels, liquids, or any other type of material that hardens to protect, prevent, minimize, or otherwise aid in avoiding damage to a protected element. Examples of UV curable coatings include Loctite® coatings produced by Henkel & Co 10 AG of Dusseldorf, Germany such as, for example, Loctite® 5083 curable coating. Other types of curable coatings, in addition to those that are UV curable, may be used to protect underlying elements without limitation or restriction to any given type.

[0028] In some examples, protective material such as Loctite® or others may be applied selectively to one, some, or all electrical, electronic, mechanical, or other 15 elements. Protective coating 208 may also be applied in different environmental conditions (e.g., atmospheric pressure, under vacuum, in a molding cavity or chamber, within a deposition chamber, or the like) and is not limited to the examples shown and described. As shown, protective coating 208 has been selectively applied to element 106, but not element 104, the latter of which is being protected by covering 108. As an 20 alternative, covering 108 may be used as protective material in the form of an enclosure or physical structure that is used to protect an underlying element. As described herein, protective coating 208 may be selectively applied by determining whether sensitive

components, parts, or other elements (“elements”) are susceptible to damage or destruction from subsequent processes, for example, to deposit additional protective layers, such as those described in greater detail below. In other examples, device 200 and the above-described elements may be varied in function, structure, configuration, implementation, or other aspects and are not limited to those provided.

[0029] FIG. 3 illustrates a cross-sectional view of an exemplary process for forming an inner molding in data-capable strapband overmolding. Here, device 300 includes framework 102, elements 104-106, covering 108, syringe 202, arrows 204-206, protective coating 208, mold cavity 302, nozzle 304, arrows 306-310, and inner molding 312. In some examples, framework 102 and elements 104-106 having selectively applied protective coating 208 may be placed in mold cavity 302 where another protective layer or coating (e.g., inner molding 312) may be applied from nozzle 304 in the direction of arrows 306-310. Types of materials that may be used for inner molding 312 include plastics, thermoplastics, thermoplastic elastomers, polymers, elastomers, or any other organic or inorganic material that can be molded in mold cavity 302. As shown, mold cavity 302 may be implemented using a variety of molding techniques. For example, an injection molding machine may be used to inject a thermoplastic polymer elastomer (“TPE”) into mold cavity 302. When injected under temperature (e.g., 400 to 460 degrees Fahrenheit) and pressure (e.g., 200 to 600 psi, but which may be adjusted to higher or lower pressure, without limitation), inner molding 312 forms a protective layer around framework 102, elements 104-106, covering 108, protective coating 208, providing a layer of additional protective material (e.g., inner molding 312), which may

completely or incompletely surround an object (e.g., framework 102). In some examples, inner molding 312 may be formed to provide a watertight or hermetic seal around framework 102 and elements 104-106. Types of materials that may be used as inner molding 312 include TPEs such as Versaflex 9545-1 as manufactured by PolyOne Corporation of McHenry, Illinois. Other types of materials such as epoxies, polymers, elastomers, thermoplastics, thermoplastic polymers, thermoplastic polymer elastomers, and others may be used to form inner molding 312, without limitation to a specific material. In other examples, device 300 and the above-described elements may be varied in function, structure, configuration, implementation, or other aspects and are not limited to those provided.

[0030] FIG. 4 illustrates another cross-sectional view of an exemplary process for forming an outer molding in data-capable strapband overmolding. Here, device 400 includes framework 102, elements 104-106, covering 108, syringe 202, arrows 204-206, protective coating 208, inner molding 312, mold cavity 402, nozzle 404, arrows 406-410, and outer molding 412. In some examples, mold cavity 402 may be the same or different from that described above in connection with FIG. 3. In other words, mold cavity 402 may be the same mold cavity as mold cavity 302, but which is used to injection mold outer molding 412. As shown, framework 102, elements 104-106, protective coating 208, and inner molding 312 are placed in mold cavity 402. Material (e.g., TPE) may be injected through nozzle 404 in the direction of arrows 406-410 into mold cavity 402 in order to form outer molding 412. Once formed, sprue or other extraneous material may be present in inner molding 312 or outer molding 412, which may be removed after

device 400 is taken out of molding cavity 402. A visual inspection, in some examples, may be performed to determine if defects are present in either inner molding 312 or outer molding 412. If defects are found in outer molding 412, then removal may occur and a new outer molding may be formed using mold cavity 402. The inspection and, if defects are found, the removal of outer molding 412 allows for higher quality moldings to be developed at a lower cost without requiring the discarding of sensitive, expensive electronics. Outer molding 412, in some examples, may also be used to provide surface ornamentation to a given object. The use of thermoplastics or TPE material may be used to form outer molding 412 and to provide material in which a surface texture, design, or pattern may be imprinted, contoured, or otherwise formed. In so doing, various types of patterns, designs, or textures may be formed of various types. For example, miniature “hills” and “valleys” may be formed in the protective material of outer molding 412 in order to produce a “denim” feel or texture to a given object. Examples of different patterns for outer molding 412 may be found in FIGs. 5A-5C, as shown by patterns 502, 512, and 522, respectively. Patterns 502, 512, and 522 are provided for purposes of illustration and are neither limiting nor restrictive with regard to the types, patterns, designs, or textures of surface ornamentation that may be applied to outer molding 412, as described herein. Protective material (e.g., TPE) injected into mold cavity 402 may be used to form these patterns. Various types of injection molding processes and equipment may be used and are not limited to any specific type, make, manufacture, model, or other specification.

[0031] Referring back to FIG. 4, the use of the described techniques allows for more precise tolerances in forming moldings that are form-fitting to various types of devices. Still further, the use of the above-described techniques also allows for relatively small devices having sensitive electronics to be subjected to harsh environmental conditions during molding processes in order to form protective layers (e.g., inner molding 312, outer molding 412) over various types of devices. As shown and described, the disclosed techniques may be used on a variety of devices, without limitation or restriction. In other examples, device 400 and the above-described elements may be varied in function, structure, configuration, implementation, or other aspects and are not limited to those provided.

[0032] FIG. 6A illustrates an exemplary process for component protective overmolding. Here, the start of process 600 includes forming a protective layer on, for example, framework 102 (FIG. 1) (602). In some examples, a protective layer may refer to protective material, layers, or covers such as protective material 108 (FIG. 2) or structures that are formed to protect underlying elements (e.g., covering 108 (FIG. 1)). Examples of material that may be used to form a protective layer include UV curable materials such as those described above, including coatings, adhesives, liquids, gels, and others that cure when exposed to ultraviolet radiation in various concentrations and exposure levels without limitation. After forming a protective layer (e.g., protective coating 208), an inner molding (e.g., inner molding 312 (FIG. 3)) is formed (604). After forming an inner molding, a function test is performed to determine whether the inner molding and protective layer have damaged the underlying item (606). In some

examples, a function test may be performed as part of an inspection and include applying an electrical current to an underlying electronic element to identify proper voltage or current flow or other parameters that indicate whether damage has occurred during the formation of a protective layer, an inner molding, or, in other examples, an outer
5 molding. Inspections may be performed at various stages of the manufacturing process in order to identify defects early and reduce costs incurred with re-applying protective layers or moldings. In other examples, a function test may be performed to determine whether the inner molding has sufficiently coated desired underlying items (e.g., electrical, electronic, mechanical, or any structure or elements thereof that are being
10 protected from damage using one or more moldings). In still further examples, the function test may be performed to determine whether the formation of an inner molding damaged underlying items that were previously protected by the formation of protective layer, the latter of which may be performed outside of a mold device or cavity (e.g., mold cavity 302 (FIG. 3) or mold cavity 402 (FIG. 4)) at room temperature and/or atmospheric
15 conditions, including atmospheric or ambient temperatures, pressures, and humidity levels, without limitation.

[0033] In some examples, a determination is made as to whether a function test is passed or failed (608). Here, if an item having a protective layer and an inner molding fails to pass, the item is rejected and the process ends (610). Alternatively, if an item
20 (e.g., framework 102 and elements 106-108 (FIG. 1)) fails to pass a function test due to the presence of one or more defects, the inner molding may be removed and re-applied. In other examples, the underlying item may be rejected (i.e., destroyed, recycled, or

otherwise removed from a lot of items that have successfully passed a function test). If a determination is made that a function test has passed as part of an inspection, then an outer molding is formed over the inner molding and protective layer (612).

[0034] In some examples, the protective layer, inner molding, and outer molding may
5 be selectively, partially, or completely applied to a given item. As described here, an outer molding may also be configured to completely enclose or encase an underlying item in order to protect the inner molding, the protective layer, and any elements from damage. Further, outer molding may be used to form patterns, designs, or other surface features or contours for usable, functional, or aesthetic purposes. As shown here, after an
10 outer molding is formed, a final test is performed to determine whether defects are present or the formation of the outer molding met desired parameters (e.g., did the outer molding fully coat an item, were any underlying items damaged, and the like) (614). In some examples, a final test may also be a function test, as described above. In other examples, a final test may also evaluate an item coated with an outer molding for other
15 purposes. If the final test is not passed, then the item may be rejected and, in some examples, the outer molding may be removed and re-applied (i.e., re-formed) (610). In other example, a failed final test may also result in the item being rejected and destroyed, recycled, or otherwise handled as unacceptable. Finally, after a final test is performed a
20 visual inspection may be performed to determine whether an item has been covered by the formed outer molding as desired (618). In other examples, process 600 may be implemented differently in the order, function, configuration, or other aspects described and is not limited to the examples shown and described above.

[0035] FIG. 6B illustrates an alternative exemplary process for component protective overmolding. Here, process 620 beings be selectively applying protective material (e.g., protective coating 208 (FIG. 2)) to one or more elements (e.g., electrical, electronic, mechanical, structural, or others) (622). In some examples, selectively applying

5 protective material may include manually using an applicator (e.g., syringe 202 (FIG. 2) or any other type of instrument, device, tool, or implement used to apply protective material) to deposit a layer, covering, coating, or the like over a desired element. In other examples, selectively applying may also include the application of protective material to one, some, all, or none of the elements present on a given item. In other words,

10 selectively applying protective material may be performed uniformly or non-uniformly without limitation. Types of protective materials may include curable or non-curable materials such as those described above, including UV-curable coatings that, when exposed to ultraviolet radiation, cure. In other examples, other types of coatings may be used that, when exposed to artificial or man-made conditions, cure. Still further, other

15 types of coatings may be used to form a protective layer (i.e., protective material) over sensitive elements that may require the combination of two or more materials, chemicals, or compounds, such as epoxies, polymers, elastomers, and the like, without limitation.

[0036] Here, after selectively applying protective material an inner molding is formed over a framework, associated elements (i.e., elements coupled to the framework), and the

20 previously, selectively-applied protective material (624). As an example of a framework, a “strapband” or, as used herein, “band” may refer to a wearable device that is configured for various data capture, analysis, communication, and other purposes. In some

examples, a band may refer to a wearable personal data capture device that, when worn, may be used to record and store various types of data associated with a given person's motion, behavior, and physical characteristics (e.g., body temperature, salinity, blood sugar, heart rate, respiration rate, movement, and many others, without limitation). In
5 other examples, a band may be implemented using hardware, software, and firmware, where application-specific programs may be downloaded onto a memory that is included as an element and protected using the described overmolding processes. A band may be implemented as described below in connection with FIGs. 7-9.

[0037] Referring back to FIG. 6B, an outer molding is formed over the inner
10 molding, the framework, its elements, and the protective material (626). After the outer molding is formed, an inspection of the outer molding is performed to determine whether a defect is present (628). As used herein, an inspection may refer to any type of process (e.g., automatic, semi-automatic, manual, robotic, visual, structural, radiological, electrical, or others) that is used to determine whether a defect is present. In some
15 examples, an inspection may include one or more function (i.e., functional) tests to determine whether a coated (i.e., item receiving protective material and protective layers or coatings) has been damaged during the layering process. If a defect (e.g., a damaged item or defective molding) is found, then the outer molding is removed (632) and formed again over the inner molding, framework, elements, and protective material (626). If no
20 defect is found, then the process ends. Examples of materials that may be used for moldings (e.g., inner molding, outer molding) in process 620 include plastics, thermoplastics, thermoplastic elastomers, polymers, thermoplastic polymer elastomers,

epoxies, alloys, metals, or any other type of organic or synthetic material, without limitation. In other examples, process 620 may be implemented differently in the order, function, configuration, or other aspects provided and is not limited to the examples shown and described above.

5 [0038] FIG. 6C illustrates another alternative exemplary process for component protective overmolding. Here, an alternative 2-stage process 640 for component protective overmolding may be performed. First, selective application of a securing coating over components placed on, for example, a framework, may be performed (642). As used herein, a securing coating may refer to any type of protective material, layer,
10 cover, structure, liquid, gel, solid, or the like that is placed substantially (i.e., partially or entirely) over an item in order to prevent damage from later stages of a manufacturing process (e.g., introduction into mold cavity 302 (FIG. 3) or mold cavity 402 (FIG. 4) in which rigorous temperatures, pressures, or other environmental conditions are created in order to apply other coated materials. Further, due to the size and relatively sensitive
15 operating, manufacturing, and performance characteristics of various electrical, electronic, mechanical, or structural features (e.g., microprocessors, solid state computer memories, control logic and circuitry, microvibrators, motors, motor controllers, batteries, battery modules, battery controllers, and the like), the addition of protective material can prevent inadvertent damage and increased costs occurring during the
20 manufacturing of finished products. As an example, consumer electronics devices receiving both aesthetic and functional protective overmoldings (i.e., moldings) can be expensive to manufacture because, for each damage underlying electronic component, an

- entire unit must be discarded. However, by using the described techniques to protect sensitive and expensive elements by replacing moldings as opposed to entire partially-finished items, manufacturing costs can be significantly reduced, thus increasing profit margins and incentives for individuals and enterprises to commercially invest in
- 5 manufacturing devices that can advantageously capture, analyze, use, communicate (via wired or wireless data communication facilities (e.g., network interface cards (NICs), wireless radios using various types of wireless data communication protocols for short, medium, and long-range communication (e.g., Bluetooth™, ZigBee, ANT™, WiFi, WiMax, and others), and the like), or otherwise use valuable and abundant personal data.
- 10 As an example of these types of devices, a strapband or band may be a wearable device that is configured to capture data such as that described above. Sensitive elements of various sizes and shapes may be protected from damage occurring during later stages of protective overmolding (i.e., application of protective layers, covers, molds, or the like) using the described techniques.
- 15 [0039] Here, after applying a securing coating, another molding may be formed over the securing coating, band, and components (e.g., elements) (644). As described here and above, the application of one or more moldings may be performed to both secure and protect underlying items (e.g., components or elements) of a finished product for various conditions such as use, weather, shock, temperature, or other environmental conditions to
- 20 which finished products (e.g., band) may be subjected. In other examples, process 620 may be implemented differently in the order, function, configuration, or other aspects provided and is not limited to the examples shown and described above.

[0040] FIG. 6D illustrates yet another alternative exemplary process for component protective overmolding. Here, process 650 begins by placing one or more elements on a framework (652). In some examples, the one or more elements may be placed on a part of a framework (not shown) or other support structure configured to provide a substrate or base support. Once placed, the elements are coated using a curable material (654). As an example of a curable material, Loctite® 5083 UV curable coating may be layered (i.e., deposited, poured, injected, layered, or otherwise covered) over the elements and the framework. The curable material may be comprehensively, universally, uniformly, semi-uniformly, irregularly, or selectively placed so that some elements are covered while others are left uncovered. Reasons for selectively applying the curable coating may include other elements being protected from damage during the molding process using physical structures (e.g., covering 108) and yet others being manufactured to withstand the environmental conditions (e.g., temperature ranges between 400 and 460 degrees Fahrenheit and injection nozzle pressures of 200 to 600 pounds per square inch (psi)) of molding cavity 302 (FIG. 3) or 402 (FIG. 4) without using protective material.

[0041] After securing elements to a framework using curable material (e.g., UV curable coating, which may also be replaced with other types of curable coating, without limitation or restriction to any specific type), an inspection may be performed to determine whether there are any defects, gaps, openings, or other susceptibilities that can be anticipated before applying the first or inner molding (656). After performing an inspection on the curable coating, one or more moldings may be formed over the curable material (i.e., coating), framework, and elements (658) after which an inspection may be

performed to determine whether there are defects in the molding(s) (660). During the inspection, a determination is made as to whether a defect has been found in one or more moldings (662). If a defect is found, the defective molding is removed (664) and another molding may be reformed over the curable material, framework, and elements (666). By

5 enabling a defective molding to be replaced without requiring the discard of a framework and its associated elements (e.g., electrical and electronic components such as microprocessors, processors, data storage and computer memory, sensors (e.g., accelerometers, motion/audio/light sensors, velocimeters, pedometers, altimeters, heart rate monitors, barometers, chemical/protein detectors, and others, without limitation),

10 mechanical and structural features or functionality), substantial costs can be saved thus enabling devices to be produced at lower costs to consumers and business alike. In other examples, process 650 may be implemented differently in the order, function, configuration, or other aspects provided and is not limited to the examples shown and described above.

15 [0042] FIG. 7 illustrates a side view of an exemplary data-capable strapband configured to receive overmolding. Here, band 700 includes framework 702, covering 704, flexible circuit 706, covering 708, motor 710, coverings 714-724, analog audio plug 726, accessory 728, control housing 734, control 736, and flexible circuit 738. In some examples, band 700 is shown with various elements (i.e., covering 704, flexible circuit

20 706, covering 708, motor 710, coverings 714-724, analog audio plug 726, accessory 728, control housing 734, control 736, and flexible circuit 738) coupled to framework 702. Coverings 708, 714-724 and control housing 734 may be configured to protect various

types of elements, which may be electrical, electronic, mechanical, structural, or of another type, without limitation. For example, covering 708 may be used to protect a battery and power management module from protective material formed around band 700 during an injection molding operation. As another example, housing 704 may be used to protect a printed circuit board assembly (“PCBA”) from similar damage. Further, control housing 734 may be used to protect various types of user interfaces (e.g., switches, buttons, lights, light-emitting diodes, or other control features and functionality) from damage. In other examples, the elements shown may be varied in quantity, type, manufacturer, specification, function, structure, or other aspects in order to provide data capture, communication, analysis, usage, and other capabilities to band 700, which may be worn by a user around a wrist, arm, leg, ankle, neck or other protrusion or aperture, without restriction. Band 700, in some examples, illustrates an initial unlayered device that may be protected using the techniques for protective overmolding as described above.

[0043] FIG. 8 illustrates a view of an exemplary data-capable strapband having a first molding. Here, band 800 includes molding 802, analog audio plug (hereafter “plug”) 804, plug housing 806, button 808, framework 810, control housing 812, and indicator light 814. In some examples, a first protective overmolding (i.e., molding 802) has been applied over band 700 (FIG. 7) and the above-described elements (e.g., covering 704, flexible circuit 706, covering 708, motor 710, coverings 714-724, analog audio plug 726, accessory 728, control housing 734, control 736, and flexible circuit 738) leaving some elements partially exposed (e.g., plug 804, plug housing 806, button 808, framework 810,

control housing 812, and indicator light 814). However, internal PCBAs, flexible connectors, circuitry, and other sensitive elements have been protectively covered with a first or inner molding that can be configured to further protect band 800 from subsequent moldings formed over band 800 using the above-described techniques. In other

5 examples, the type, configuration, location, shape, design, layout, or other aspects of band 800 may be varied and are not limited to those shown and described. For example, plug 804 may be removed if a wireless communication facility is instead attached to framework 810, thus having a transceiver, logic, and antenna instead being protected by molding 802. As another example, button 808 may be removed and replaced by another

10 control mechanism (e.g., an accelerometer that provides motion data to a processor that, using firmware and/or an application, can identify and resolve different types of motion that band 800 is undergoing), thus enabling molding 802 to be extended more fully, if not completely, over band 800. In yet other examples, molding 802 may be shaped or formed differently and is not intended to be limited to the specific examples shown and

15 described for purposes of illustration.

[0044] FIG. 9 illustrates a view of an exemplary data-capable strapband having a second molding. Here, band 900 includes molding 902, plug 904, and button 906. As shown another overmolding or protective material has been formed by injection molding, for example, molding 902 over band 900. As another molding or covering layer, molding

20 902 may also be configured to receive surface designs, raised textures, or patterns, which may be used to add to the commercial appeal of band 900. In some examples, band 900 may be illustrative of a finished data capable strapband (i.e., band 700 (FIG. 7), 800

(FIG. 8) or 900) that may be configured to provide a wide range of electrical, electronic, mechanical, structural, photonic, or other capabilities.

[0045] Here, band 900 may be configured to perform data communication with one or more other data-capable devices (e.g., other bands, computers, networked computers, clients, servers, peers, and the like) using wired or wireless features. For example, a TRRS-type analog audio plug may be used (e.g., plug 904), in connection with firmware and software that allow for the transmission of audio tones to send or receive encoded data, which may be performed using a variety of encoded waveforms and protocols, without limitation. In other examples, plug 904 may be removed and instead replaced with a wireless communication facility that is protected by molding 902. If using a wireless communication facility and protocol, band 900 may communicate with other data-capable devices such as cell phones, smart phones, computers (e.g., desktop, laptop, notebook, tablet, and the like), computing networks and clouds, and other types of data-capable devices, without limitation. In still other examples, band 900 and the elements described above in connection with FIGs. 1-9, may be varied in type, configuration, function, structure, or other aspects, without limitation to any of the examples shown and described.

[0046] Although the foregoing examples have been described in some detail for purposes of clarity of understanding, the above-described inventive techniques are not limited to the details provided. There are many alternative ways of implementing the above-described invention techniques. The disclosed examples are illustrative and not restrictive.

What is claimed:

1. A method, comprising:
 - selectively applying protective material substantially over one or more
 - 5 elements coupled to a framework;
 - molding a first protective layer over the framework the one or more elements,
 - and the protective material, after the protective material has been selectively applied, the
 - first protective layer being configured to cover the framework and each of the one or
 - more elements; and
 - 10 molding a second protective layer over the first protective layer, the first
 - protective layer being configured to cover the framework and to provide a cosmetic
 - surface configured to receive a pattern, the second protective layer being removable if a
 - defect is yielded during an inspection.
- 15 2. The method of claim 1, further comprising performing an inspection after molding
- the first protective layer and before molding the second protective layer.
3. The method of claim 1, further comprising performing an inspection after molding
- the second protective layer.

20

4. The method of claim 1, wherein the second protective layer is removed if an inspection after molding the second protective layer yields a defect in the second protective layer.
- 5 5. The method of claim 1, wherein the protective material comprises an ultra violet curable material.
6. The method of claim 1, wherein the first protective layer comprises a thermoplastic.
- 10 7. The method of claim 1, wherein the first protective layer comprises a polymer.
8. The method of claim 1, wherein the first protective layer comprises an elastomer.
9. The method of claim 1, wherein the first protective layer comprises a thermoplastic
15 elastomer.

10. A method, comprising:
- selectively applying protective material substantially over one or more elements coupled to a framework;
 - forming a first protective layer substantially over the framework, the one or
5 more elements, and the protective material, after the protective material has been selectively applied; and
 - forming a second protective layer substantially over the first protective layer, the first protective layer being configured to protect the framework and to provide a cosmetic surface, the second protective layer being removable if a defect is yielded
10 during an inspection.
11. The method of claim 10, wherein the protective material comprises a metal housing configured to cover at least one of the one or more elements.
- 15 12. The method of claim 10, wherein the protective material comprises an epoxy.
13. The method of claim 10, wherein the protective material comprises an ultra violet curable material configured to prevent damage to the one or more elements when the first protective layer or the second protective layer are formed.
- 20 14. The method of claim 10, wherein the one or more elements comprises a structure configured to use electrical power from a battery to generate a vibration.

15. The method of claim 10, wherein the one or more elements comprises a printed circuit board assembly.
- 5 16. The method of claim 10, wherein the one or more elements comprises a memory configured to store data.
17. The method of claim 10, wherein the one or more elements comprises a processor.
- 10 18. A method, comprising:
- selectively applying a protective material substantially over one or more elements coupled to a framework; and
- forming a molding substantially over the framework, the one or more elements coupled to the framework, and the protective material, an outer surface of the
- 15 molding being configured to receive a cosmetic design.
19. A method, comprising:
- selectively applying a protective material substantially over one or more elements coupled to a framework;
- 20 forming an inner molding substantially over the framework, the one or more elements coupled to the framework, and the protective material, the inner molding being formed after the protective material has been selectively applied; and

forming an outer molding substantially over the inner molding, the outer molding being configured to protect the framework and to provide a surface configured to receive a pattern, the outer molding being removable if a defect is found during an inspection performed after the outer molding is formed.

5

20. The method of claim 19, wherein the framework comprises a metal.

21. The method of claim 19, wherein the framework comprises an alloy.

10 22. The method of claim 19, wherein at least one of the one or more elements is an accelerometer.

23. The method of claim 19, wherein at least one of the one or more elements is an analog audio plug.

15

24. The method of claim 22, wherein the analog audio plug is a TRRS.

25. The method of claim 19, further comprising forming another outer molding if the defect is found in the outer molding, the another outer molding being formed after the

20 outer molding is removed.

26. The method of claim 19, wherein the outer molding is configured to be impermeable.
27. The method of claim 19, wherein the second protective material is configured to
- 5 receive a pattern formed on an outer surface of the second protective material.

COMPONENT PROTECTIVE OVERMOLDING

ABSTRACT

Techniques for component protective overmolding include selectively applying a protective material substantially over one or more elements coupled to a

5 framework, forming an inner molding substantially over the framework, the one or more electrical elements coupled to the framework, and the protective material. In some examples, the inner molding is formed after the protective material has been selectively applied, forming an outer molding substantially over the inner molding and the outer molding is configured to protect the framework and to provide a surface configured to

10 receive a pattern. Further, the outer molding may be configured to be removable if a defect is found during an inspection performed after the outer molding is formed.

SCORE Placeholder Sheet for IFW Content

Application Number: 13158372

Document Date: 6/10/2011

The presence of this form in the IFW record indicates that the following document type was received in electronic format on the date identified above. This content is stored in the SCORE database.

- Drawings – Other than Black and White Line Drawings

Since this was an electronic submission, there is no physical artifact folder, no artifact folder is recorded in PALM, and no paper documents or physical media exist. The TIFF images in the IFW record were created from the original documents that are stored in SCORE.

To access the documents in the SCORE database, refer to instructions developed by SIRA.

At the time of document entry (noted above):

- Examiners may access SCORE content via the eDAN interface.
- Other USPTO employees can bookmark the current SCORE URL (<http://es/ScoreAccessWeb/>).
- External customers may access SCORE content via the Public and Private PAIR interfaces.

PATENT APPLICATION FEE DETERMINATION RECORD Substitute for Form PTO-875						Application or Docket Number 13/158,372				
APPLICATION AS FILED - PART I										
(Column 1)		(Column 2)		SMALL ENTITY		OTHER THAN SMALL ENTITY				
FOR	NUMBER FILED	NUMBER EXTRA	RATE(\$)	FEE(\$)		RATE(\$)	FEE(\$)			
BASIC FEE <small>(37 CFR 1.16(a), (b), or (c))</small>	N/A	N/A	N/A			N/A	330			
SEARCH FEE <small>(37 CFR 1.16(k), (l), or (m))</small>	N/A	N/A	N/A			N/A	540			
EXAMINATION FEE <small>(37 CFR 1.16(o), (p), or (q))</small>	N/A	N/A	N/A			N/A	220			
TOTAL CLAIMS <small>(37 CFR 1.16(i))</small>	27	minus 20 = *	7			x 52 =	364			
INDEPENDENT CLAIMS <small>(37 CFR 1.16(h))</small>	4	minus 3 = *	1			x 220 =	220			
APPLICATION SIZE FEE <small>(37 CFR 1.16(s))</small>	If the specification and drawings exceed 100 sheets of paper, the application size fee due is \$270 (\$135 for small entity) for each additional 50 sheets or fraction thereof. See 35 U.S.C. 41(a)(1)(G) and 37 CFR 1.16(s).						0.00			
MULTIPLE DEPENDENT CLAIM PRESENT (37 CFR 1.16(j))							0.00			
* If the difference in column 1 is less than zero, enter "0" in column 2.				TOTAL		TOTAL	1674			
APPLICATION AS AMENDED - PART II										
(Column 1)		(Column 2)		(Column 3)		SMALL ENTITY		OTHER THAN SMALL ENTITY		
AMENDMENT A		CLAIMS REMAINING AFTER AMENDMENT		HIGHEST NUMBER PREVIOUSLY PAID FOR	PRESENT EXTRA	RATE(\$)	ADDITIONAL FEE(\$)		RATE(\$)	ADDITIONAL FEE(\$)
	Total <small>(37 CFR 1.16(i))</small>	*	Minus	**	=	x	=		x	=
	Independent <small>(37 CFR 1.16(h))</small>	*	Minus	***	=	x	=		x	=
	Application Size Fee (37 CFR 1.16(s))									
	FIRST PRESENTATION OF MULTIPLE DEPENDENT CLAIM (37 CFR 1.16(j))									
TOTAL ADD'L FEE								TOTAL ADD'L FEE		
AMENDMENT B		CLAIMS REMAINING AFTER AMENDMENT		HIGHEST NUMBER PREVIOUSLY PAID FOR	PRESENT EXTRA	RATE(\$)	ADDITIONAL FEE(\$)		RATE(\$)	ADDITIONAL FEE(\$)
	Total <small>(37 CFR 1.16(i))</small>	*	Minus	**	=	x	=		x	=
	Independent <small>(37 CFR 1.16(h))</small>	*	Minus	***	=	x	=		x	=
	Application Size Fee (37 CFR 1.16(s))									
	FIRST PRESENTATION OF MULTIPLE DEPENDENT CLAIM (37 CFR 1.16(j))									
TOTAL ADD'L FEE								TOTAL ADD'L FEE		
* If the entry in column 1 is less than the entry in column 2, write "0" in column 3. ** If the "Highest Number Previously Paid For" IN THIS SPACE is less than 20, enter "20". *** If the "Highest Number Previously Paid For" IN THIS SPACE is less than 3, enter "3". The "Highest Number Previously Paid For" (Total or Independent) is the highest found in the appropriate box in column 1.										



UNITED STATES PATENT AND TRADEMARK OFFICE

UNITED STATES DEPARTMENT OF COMMERCE
United States Patent and Trademark Office
Address: COMMISSIONER FOR PATENTS
P.O. Box 1450
Alexandria, Virginia 22313-1450
www.uspto.gov

APPLICATION NUMBER	FILING or 371(c) DATE	GRP ART UNIT	FIL FEE REC'D	ATTY. DOCKET NO	TOT CLAIMS	IND CLAIMS
13/158,372	06/10/2011	1785	0.00	ALI-001	27	4

CONFIRMATION NO. 9277

15516
Kokka & Backus, PC
703 Hight Street
Palo Alto, CA 94301

FILING RECEIPT



OC000000048355722

Date Mailed: 06/23/2011

Receipt is acknowledged of this non-provisional patent application. The application will be taken up for examination in due course. Applicant will be notified as to the results of the examination. Any correspondence concerning the application must include the following identification information: the U.S. APPLICATION NUMBER, FILING DATE, NAME OF APPLICANT, and TITLE OF INVENTION. Fees transmitted by check or draft are subject to collection. Please verify the accuracy of the data presented on this receipt. **If an error is noted on this Filing Receipt, please submit a written request for a Filing Receipt Correction. Please provide a copy of this Filing Receipt with the changes noted thereon. If you received a "Notice to File Missing Parts" for this application, please submit any corrections to this Filing Receipt with your reply to the Notice. When the USPTO processes the reply to the Notice, the USPTO will generate another Filing Receipt incorporating the requested corrections**

Applicant(s)

Scott Fullam, Palo Alto, CA;
Skip Orvis, Sunnyvale, CA;

Assignment For Published Patent Application

AliphCom, Inc., Sunnyvale, CA

Power of Attorney: None

Domestic Priority data as claimed by applicant

Foreign Applications (You may be eligible to benefit from the **Patent Prosecution Highway** program at the USPTO. Please see <http://www.uspto.gov> for more information.)

If Required, Foreign Filing License Granted: 06/22/2011

The country code and number of your priority application, to be used for filing abroad under the Paris Convention, is **US 13/158,372**

Projected Publication Date: To Be Determined - pending completion of Missing Parts

Non-Publication Request: No

Early Publication Request: No

Title

COMPONENT PROTECTIVE OVERMOLDING

Preliminary Class

428

PROTECTING YOUR INVENTION OUTSIDE THE UNITED STATES

Since the rights granted by a U.S. patent extend only throughout the territory of the United States and have no effect in a foreign country, an inventor who wishes patent protection in another country must apply for a patent in a specific country or in regional patent offices. Applicants may wish to consider the filing of an international application under the Patent Cooperation Treaty (PCT). An international (PCT) application generally has the same effect as a regular national patent application in each PCT-member country. The PCT process **simplifies** the filing of patent applications on the same invention in member countries, but **does not result** in a grant of "an international patent" and does not eliminate the need of applicants to file additional documents and fees in countries where patent protection is desired.

Almost every country has its own patent law, and a person desiring a patent in a particular country must make an application for patent in that country in accordance with its particular laws. Since the laws of many countries differ in various respects from the patent law of the United States, applicants are advised to seek guidance from specific foreign countries to ensure that patent rights are not lost prematurely.

Applicants also are advised that in the case of inventions made in the United States, the Director of the USPTO must issue a license before applicants can apply for a patent in a foreign country. The filing of a U.S. patent application serves as a request for a foreign filing license. The application's filing receipt contains further information and guidance as to the status of applicant's license for foreign filing.

Applicants may wish to consult the USPTO booklet, "General Information Concerning Patents" (specifically, the section entitled "Treaties and Foreign Patents") for more information on timeframes and deadlines for filing foreign patent applications. The guide is available either by contacting the USPTO Contact Center at 800-786-9199, or it can be viewed on the USPTO website at <http://www.uspto.gov/web/offices/pac/doc/general/index.html>.

For information on preventing theft of your intellectual property (patents, trademarks and copyrights), you may wish to consult the U.S. Government website, <http://www.stopfakes.gov>. Part of a Department of Commerce initiative, this website includes self-help "toolkits" giving innovators guidance on how to protect intellectual property in specific countries such as China, Korea and Mexico. For questions regarding patent enforcement issues, applicants may call the U.S. Government hotline at 1-866-999-HALT (1-866-999-4158).

LICENSE FOR FOREIGN FILING UNDER**Title 35, United States Code, Section 184****Title 37, Code of Federal Regulations, 5.11 & 5.15****GRANTED**

The applicant has been granted a license under 35 U.S.C. 184, if the phrase "IF REQUIRED, FOREIGN FILING LICENSE GRANTED" followed by a date appears on this form. Such licenses are issued in all applications where the conditions for issuance of a license have been met, regardless of whether or not a license may be required as

set forth in 37 CFR 5.15. The scope and limitations of this license are set forth in 37 CFR 5.15(a) unless an earlier license has been issued under 37 CFR 5.15(b). The license is subject to revocation upon written notification. The date indicated is the effective date of the license, unless an earlier license of similar scope has been granted under 37 CFR 5.13 or 5.14.

This license is to be retained by the licensee and may be used at any time on or after the effective date thereof unless it is revoked. This license is automatically transferred to any related applications(s) filed under 37 CFR 1.53(d). This license is not retroactive.

The grant of a license does not in any way lessen the responsibility of a licensee for the security of the subject matter as imposed by any Government contract or the provisions of existing laws relating to espionage and the national security or the export of technical data. Licensees should apprise themselves of current regulations especially with respect to certain countries, of other agencies, particularly the Office of Defense Trade Controls, Department of State (with respect to Arms, Munitions and Implements of War (22 CFR 121-128)); the Bureau of Industry and Security, Department of Commerce (15 CFR parts 730-774); the Office of Foreign Assets Control, Department of Treasury (31 CFR Parts 500+) and the Department of Energy.

NOT GRANTED

No license under 35 U.S.C. 184 has been granted at this time, if the phrase "IF REQUIRED, FOREIGN FILING LICENSE GRANTED" DOES NOT appear on this form. Applicant may still petition for a license under 37 CFR 5.12, if a license is desired before the expiration of 6 months from the filing date of the application. If 6 months has lapsed from the filing date of this application and the licensee has not received any indication of a secrecy order under 35 U.S.C. 181, the licensee may foreign file the application pursuant to 37 CFR 5.15(b).



UNITED STATES PATENT AND TRADEMARK OFFICE

UNITED STATES DEPARTMENT OF COMMERCE
United States Patent and Trademark Office
Address: COMMISSIONER FOR PATENTS
P.O. Box 1450
Alexandria, Virginia 22313-1450
www.uspto.gov

APPLICATION NUMBER	FILING OR 371(C) DATE	FIRST NAMED APPLICANT	ATTY. DOCKET NO./TITLE
13/158,372	06/10/2011	Scott Fullam	ALI-001

CONFIRMATION NO. 9277

FORMALITIES LETTER



OC000000048355723

15516
Kokka & Backus, PC
703 Hight Street
Palo Alto, CA 94301

Date Mailed: 06/23/2011

NOTICE TO FILE MISSING PARTS OF NONPROVISIONAL APPLICATION

FILED UNDER 37 CFR 1.53(b)

Filing Date Granted

Items Required To Avoid Abandonment:

An application number and filing date have been accorded to this application. The item(s) indicated below, however, are missing. Applicant is given **TWO MONTHS** from the date of this Notice within which to file all required items below to avoid abandonment. Extensions of time may be obtained by filing a petition accompanied by the extension fee under the provisions of 37 CFR 1.136(a).

- The statutory basic filing fee is missing.
Applicant must submit \$330 to complete the basic filing fee for a non-small entity. If appropriate, applicant may make a written assertion of entitlement to small entity status and pay the small entity filing fee (37 CFR 1.27).
- The oath or declaration is missing.
A properly signed oath or declaration in compliance with 37 CFR 1.63, identifying the application by the above Application Number and Filing Date, is required.
Note: If a petition under 37 CFR 1.47 is being filed, an oath or declaration in compliance with 37 CFR 1.63 signed by all available joint inventors, or if no inventor is available by a party with sufficient proprietary interest, is required.

The applicant needs to satisfy supplemental fees problems indicated below.

The required item(s) identified below must be timely submitted to avoid abandonment:

- Additional claim fees of **\$584** as a non-small entity, including any required multiple dependent claim fee, are required. Applicant must submit the additional claim fees or cancel the additional claims for which fees are due.
- A surcharge (for late submission of filing fee, search fee, examination fee or oath or declaration) as set forth in 37 CFR 1.16(f) of **\$130** for a non-small entity, must be submitted.

SUMMARY OF FEES DUE:

Total fee(s) required within **TWO MONTHS** from the date of this Notice is **\$1804** for a non-small entity

- **\$330** Statutory basic filing fee.
- **\$130** Surcharge.
- The application search fee has not been paid. Applicant must submit **\$540** to complete the search fee.

- The application examination fee has not been paid. Applicant must submit **\$220** to complete the examination fee for a non-small entity.
- Total additional claim fee(s) for this application is **\$584**
 - **\$220** for **1** independent claims over 3.
 - **\$364** for **7** total claims over 20.

Replies should be mailed to:

Mail Stop Missing Parts
Commissioner for Patents
P.O. Box 1450
Alexandria VA 22313-1450

Registered users of EFS-Web may alternatively submit their reply to this notice via EFS-Web.
<https://portal.uspto.gov/authenticate/AuthenticateUserLocalEPF.html>

For more information about EFS-Web please call the USPTO Electronic Business Center at **1-866-217-9197** or visit our website at <http://www.uspto.gov/ebc>.

If you are not using EFS-Web to submit your reply, you must include a copy of this notice.

/ygizaw/

Office of Data Management, Application Assistance Unit (571) 272-4000, or (571) 272-4200, or 1-888-786-0101

IN THE UNITED STATES PATENT AND TRADEMARK OFFICE

In re Application for:

Fullam et al.

Serial No.: 13/158,372

Filing Date: June 10, 2011

For: COMPONENT PROTECTIVE
OVERMOLDING

Confirmation No.: 9277

Examiner: Unknown

Group Art Unit: 1785

Docket No.: ALI-001

Date: August 22, 2011

Certificate of Transmission

I hereby certify that this correspondence is being transmitted to the United States Patent and Trademark Office via EFS-Web filing on August 22, 2011.

Signed: _____

K. Cleland

Kate M. Cleland -

RESPONSE TO NOTICE TO FILE MISSING PARTS

Mail Stop Missing Parts
Commissioner for Patents
P.O. Box 1450
Alexandria, VA 22313-1450

Dear Sir or Madam:

In Response to the Notice to File Missing Parts, mailed June 23, 2011, Applicant hereby provides the missing Declaration for Scott Fullam and Skip Orvis, as well as the requisite surcharge of \$130 for submission of this paper. Applicant also submits the required application filing, search, examination, and claims fees of \$1,674. A copy of the Notice to File Missing Parts of a Non-Provisional Application is also submitted herewith.

Please contact the undersigned representative below if you should have any further questions or require any additional information.

Respectfully submitted,

Scott S. Kokka

Scott S. Kokka
Reg. No. 51,893

KOKKA & BACKUS, PC
703 High Street
Palo Alto, CA 94301
Telephone: (650) 566-9921
Facsimile: (650) 566-9922



UNITED STATES PATENT AND TRADEMARK OFFICE

UNITED STATES DEPARTMENT OF COMMERCE
United States Patent and Trademark Office
Address: COMMISSIONER FOR PATENTS
P.O. Box 1450
Alexandria, Virginia 22313-1450
www.uspto.gov

APPLICATION NUMBER	FILING OR 371(C) DATE	FIRST NAMED APPLICANT	ATTY. DOCKET NO./TITLE
13/158,372	06/10/2011	Scott Fullam	ALI-001

15516
Kokka & Backus, PC
703 Hight Street
Palo Alto, CA 94301

CONFIRMATION NO. 9277
FORMALITIES LETTER



OC000000048355723

Date Mailed: 06/23/2011

NOTICE TO FILE MISSING PARTS OF NONPROVISIONAL APPLICATION

FILED UNDER 37 CFR 1.53(b)

Filing Date Granted

Items Required To Avoid Abandonment:

An application number and filing date have been accorded to this application. The item(s) indicated below, however, are missing. Applicant is given **TWO MONTHS** from the date of this Notice within which to file all required items below to avoid abandonment. Extensions of time may be obtained by filing a petition accompanied by the extension fee under the provisions of 37 CFR 1.136(a).

- The statutory basic filing fee is missing.

Applicant must submit \$330 to complete the basic filing fee for a non-small entity. If appropriate, applicant may make a written assertion of entitlement to small entity status and pay the small entity filing fee (37 CFR 1.27).

- The oath or declaration is missing.

A properly signed oath or declaration in compliance with 37 CFR 1.63, identifying the application by the above Application Number and Filing Date, is required.

Note: If a petition under 37 CFR 1.47 is being filed, an oath or declaration in compliance with 37 CFR 1.63 signed by all available joint inventors, or if no inventor is available by a party with sufficient proprietary interest, is required.

The applicant needs to satisfy supplemental fees problems indicated below.

The required item(s) identified below must be timely submitted to avoid abandonment:

- Additional claim fees of \$584 as a non-small entity, including any required multiple dependent claim fee, are required. Applicant must submit the additional claim fees or cancel the additional claims for which fees are due.
- A surcharge (for late submission of filing fee, search fee, examination fee or oath or declaration) as set forth in 37 CFR 1.16(f) of \$130 for a non-small entity, must be submitted.

SUMMARY OF FEES DUE:

Total fee(s) required within **TWO MONTHS** from the date of this Notice is \$1804 for a non-small entity

- \$330 Statutory basic filing fee.
- \$130 Surcharge.
- The application search fee has not been paid. Applicant must submit \$540 to complete the search fee.

- The application examination fee has not been paid. Applicant must submit **\$220** to complete the examination fee for a non-small entity.
- Total additional claim fee(s) for this application is **\$584**
 - **\$220** for **1** independent claims over 3.
 - **\$364** for **7** total claims over 20.

Replies should be mailed to:

Mail Stop Missing Parts
Commissioner for Patents
P.O. Box 1450
Alexandria VA 22313-1450

Registered users of EFS-Web may alternatively submit their reply to this notice via EFS-Web.
<https://sportal.uspto.gov/authenticate/AuthenticateUserLocalEPF.html>

For more information about EFS-Web please call the USPTO Electronic Business Center at **1-866-217-9197** or visit our website at <http://www.uspto.gov/ebc>.

If you are not using EFS-Web to submit your reply, you must include a copy of this notice.

/ygizaw/

Office of Data Management, Application Assistance Unit (571) 272-4000, or (571) 272-4200, or 1-888-786-0101

**DECLARATION AND POWER OF ATTORNEY
FOR PATENT APPLICATION**

As below named inventor,

I hereby declare that my residence, post office address and citizenship are as stated below next to my name.

I believe I am the original, first and sole inventor (if only one name is listed) or an original and joint inventor (if plural names are listed below) of the subject matter which is claimed and for which a patent is sought on the invention entitled: **COMPONENT PROTECTIVE OVERMOLDING**, the specification of which

(Check One) ☐ is attached hereto OR
☒ was filed on June 10, 2011 and assigned Application Serial No. 13/158,372.

I hereby state that I have reviewed and understand the contents of the above-identified specification, including the claims as amended by any amendment referred to above.

I acknowledge the duty to disclose information that is material to patentability as defined in Title 37, Code of Federal Regulations, Section 1.56.

I hereby claim foreign priority benefits under Title 35, United States Code, § 119 of any foreign applications for patent or inventor's certificate, listed below and so identified, and I have also identified below any foreign application for patent or inventor's certificate on this invention filed by my or my legal representatives or assigns and having a filing date before that of the application on which priority is claimed.

Number	Country	Day/Month/Year Filed	Priority Claimed - Yes or No

I hereby claim the benefit under Title 35, United States Code, § 120 of any United States applications listed below and, insofar as the subject matter of each of the claims of this application is not disclosed in the prior United States application in the manner provided by the first paragraph of Title 35, United States Code, § 112, I acknowledge the duty to disclose information that is material to patentability as defined in Title 37, Code of Federal Regulations, § 1.56 which occurred between the filing date of the prior application and the national or PCT international filing date of this application.

Application Serial No.	Filing Date	Status

I hereby claim the benefit under Title 35, United States Code, § 119(e) of any United States provisional application(s) below and, insofar as the subject matter of each of the

claims of this application is not disclosed in the prior United States provisional application in the manner provided by the first paragraph of Title 35, United States Code, § 112, I acknowledge the duty to disclose information that is material to patentability as defined in Title 37, Code of Federal Regulations, § 1.56 which occurred between the filing date of the prior provisional application and the filing date of this application.

Provisional Application No.	Filing Date	Status

I hereby declare that all statements made herein of my own knowledge are true and that all statements made on information and belief are believed to be true; and further that these statements were made with the knowledge that willful false statements and the like so made are punishable by fine or imprisonment, or both, under Section 1001 of Title 18 of the United States Code and that such willful false statements may jeopardize the validity of the application or any patent issued thereon.

I hereby appoint all attorneys associated with

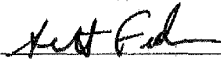
Customer Number 15516

with full power of substitution and revocation, to prosecute this application and to transact all business in the United States Patent and Trademark Office connected therewith; and

request that all correspondence and telephone calls with respect to this application be directed to

Customer Number : 15516

Scott S. Kokka
Kokka & Backus, PC
703 High Street
Palo Alto, CA 94301
Telephone No. (650) 566-9921
Facsimile No. (650) 566-9922

FULL NAME OF INVENTOR	FIRST Name SCOTT	MIDDLE Initial	LAST Name FULLAM	
RESIDENCE & CITIZENSHIP	City Palo Alto	State or Foreign Country CA	Country of Citizenship USA	
POST OFFICE ADDRESS	3982 Sutherland Dr.	City Palo Alto	State or Country CA	Zip Code 94303
INVENTOR'S SIGNATURE 			DATE 8/21/11	

Attorney Docket No.: ALI-001

FULL NAME OF INVENTOR	FIRST Name SKIP	MIDDLE Initial THOMAS	LAST Name ORVIS	
RESIDENCE & CITIZENSHIP	City San Jose	State or Foreign Country CA	Country of Citizenship USA	
POST OFFICE ADDRESS	6287 Shadelands Dr.	City San Jose	State or Country CA	Zip Code 95123
INVENTOR'S SIGNATURE _____			DATE _____	

DECLARATION AND POWER OF ATTORNEY FOR PATENT APPLICATION

As below named inventor,

I hereby declare that my residence, post office address and citizenship are as stated below next to my name.

I believe I am the original, first and sole inventor (if only one name is listed) or an original and joint inventor (if plural names are listed below) of the subject matter which is claimed and for which a patent is sought on the invention entitled: **COMPONENT PROTECTIVE OVERMOLDING**, the specification of which

(Check One) ☐ is attached hereto OR

☒ was filed on June 10, 2011 and assigned Application Serial No. 13/158,372.

I hereby state that I have reviewed and understand the contents of the above-identified specification, including the claims as amended by any amendment referred to above.

I acknowledge the duty to disclose information that is material to patentability as defined in Title 37, Code of Federal Regulations, Section 1.56.

I hereby claim foreign priority benefits under Title 35, United States Code, § 119 of any foreign applications for patent or inventor's certificate, listed below and so identified, and I have also identified below any foreign application for patent or inventor's certificate on this invention filed by my or my legal representatives or assigns and having a filing date before that of the application on which priority is claimed.

Number	Country	Day/Month/Year Filed	Priority Claimed - Yes or No

I hereby claim the benefit under Title 35, United States Code, § 120 of any United States applications listed below and, insofar as the subject matter of each of the claims of this application is not disclosed in the prior United States application in the manner provided by the first paragraph of Title 35, United States Code, § 112, I acknowledge the duty to disclose information that is material to patentability as defined in Title 37, Code of Federal Regulations, § 1.56 which occurred between the filing date of the prior application and the national or PCT international filing date of this application.

Application Serial No.	Filing Date	Status

I hereby claim the benefit under Title 35, United States Code, § 119(e) of any United States provisional application(s) below and, insofar as the subject matter of each of the

claims of this application is not disclosed in the prior United States provisional application in the manner provided by the first paragraph of Title 35, United States Code, § 112, I acknowledge the duty to disclose information that is material to patentability as defined in Title 37, Code of Federal Regulations, § 1.56 which occurred between the filing date of the prior provisional application and the filing date of this application.

Provisional Application No.	Filing Date	Status

I hereby declare that all statements made herein of my own knowledge are true and that all statements made on information and belief are believed to be true; and further that these statements were made with the knowledge that willful false statements and the like so made are punishable by fine or imprisonment, or both, under Section 1001 of Title 18 of the United States Code and that such willful false statements may jeopardize the validity of the application or any patent issued thereon.

I hereby appoint all attorneys associated with

Customer Number 15516


with full power of substitution and revocation, to prosecute this application and to transact all business in the United States Patent and Trademark Office connected therewith; and

request that all correspondence and telephone calls with respect to this application be directed to

Customer Number : 15516

Scott S. Kokka
Kokka & Backus, PC
703 High Street
Palo Alto, CA 94301
Telephone No. (650) 566-9921
Facsimile No. (650) 566-9922

FULL NAME OF INVENTOR	FIRST Name SCOTT	MIDDLE Initial	LAST Name FULLAM	
RESIDENCE & CITIZENSHIP	City Palo Alto	State or Foreign Country CA	Country of Citizenship USA	
POST OFFICE ADDRESS	3982 Sutherland Dr.	City Palo Alto	State or Country CA	Zip Code 94303
INVENTOR'S SIGNATURE _____			DATE _____	

FULL NAME OF INVENTOR	FIRST Name SKIP	MIDDLE Initial THOMAS	LAST Name ORVIS	
RESIDENCE & CITIZENSHIP	City San Jose	State or Foreign Country CA	Country of Citizenship USA	
POST OFFICE ADDRESS	6287 Shadelands Dr.	City San Jose	State or Country CA	Zip Code 95123
INVENTOR'S SIGNATURE 			DATE <u>8/13/11</u>	

Electronic Patent Application Fee Transmittal				
Application Number:		13158372		
Filing Date:		10-Jun-2011		
Title of Invention:		COMPONENT PROTECTIVE OVERMOLDING		
First Named Inventor/Applicant Name:		Scott Fullam		
Filer:		Scott Susumu Kokka/Kate Cleland		
Attorney Docket Number:		ALI-001		
Filed as Large Entity				
Utility under 35 USC 111(a) Filing Fees				
Description	Fee Code	Quantity	Amount	Sub-Total in USD(\$)
Basic Filing:				
Utility application filing	1011	1	330	330
Utility Search Fee	1111	1	540	540
Utility Examination Fee	1311	1	220	220
Pages:				
Claims:				
Claims in excess of 20	1202	7	52	364
Independent claims in excess of 3	1201	1	220	220
Miscellaneous-Filing:				

Description	Fee Code	Quantity	Amount	Sub-Total in USD(\$)
Late filing fee for oath or declaration	1051	1	130	130
Petition:				
Patent-Appeals-and-Interference:				
Post-Allowance-and-Post-Issuance:				
Extension-of-Time:				
Miscellaneous:				
Total in USD (\$)				1804

Electronic Acknowledgement Receipt	
EFS ID:	10789275
Application Number:	13158372
International Application Number:	
Confirmation Number:	9277
Title of Invention:	COMPONENT PROTECTIVE OVERMOLDING
First Named Inventor/Applicant Name:	Scott Fullam
Customer Number:	15516
Filer:	Scott Susumu Kokka
Filer Authorized By:	
Attorney Docket Number:	ALI-001
Receipt Date:	22-AUG-2011
Filing Date:	10-JUN-2011
Time Stamp:	23:44:04
Application Type:	Utility under 35 USC 111(a)

Payment information:

Submitted with Payment	yes
Payment Type	Credit Card
Payment was successfully received in RAM	\$1804
RAM confirmation Number	6892
Deposit Account	
Authorized User	

File Listing:

Document Number	Document Description	File Name	File Size(Bytes)/ Message Digest	Multi Part /.zip	Pages (if appl.)
-----------------	----------------------	-----------	-------------------------------------	------------------	------------------

1		ALI-001_Response_to_NOMP_ asfiled.pdf	1124055 d35168e5b6dd58345f257ddd6ac279a25a34d2d1	yes	9
	Multipart Description/PDF files in .zip description				
	Document Description		Start	End	
	Transmittal Letter		1	1	
	Non Patent Literature		2	3	
	Oath or Declaration filed		4	9	
Warnings:					
Information:					
2	Fee Worksheet (SB06)	fee-info.pdf	39901 9b1ba9b725a87f4902fac3a9a407b1250d6ed56e	no	2
Warnings:					
Information:					
Total Files Size (in bytes):			1163956		
<p>This Acknowledgement Receipt evidences receipt on the noted date by the USPTO of the indicated documents, characterized by the applicant, and including page counts, where applicable. It serves as evidence of receipt similar to a Post Card, as described in MPEP 503.</p> <p><u>New Applications Under 35 U.S.C. 111</u> If a new application is being filed and the application includes the necessary components for a filing date (see 37 CFR 1.53(b)-(d) and MPEP 506), a Filing Receipt (37 CFR 1.54) will be issued in due course and the date shown on this Acknowledgement Receipt will establish the filing date of the application.</p> <p><u>National Stage of an International Application under 35 U.S.C. 371</u> If a timely submission to enter the national stage of an international application is compliant with the conditions of 35 U.S.C. 371 and other applicable requirements a Form PCT/DO/EO/903 indicating acceptance of the application as a national stage submission under 35 U.S.C. 371 will be issued in addition to the Filing Receipt, in due course.</p> <p><u>New International Application Filed with the USPTO as a Receiving Office</u> If a new international application is being filed and the international application includes the necessary components for an international filing date (see PCT Article 11 and MPEP 1810), a Notification of the International Application Number and of the International Filing Date (Form PCT/RO/105) will be issued in due course, subject to prescriptions concerning national security, and the date shown on this Acknowledgement Receipt will establish the international filing date of the application.</p>					



UNITED STATES PATENT AND TRADEMARK OFFICE

UNITED STATES DEPARTMENT OF COMMERCE
United States Patent and Trademark Office
Address: COMMISSIONER FOR PATENTS
P.O. Box 1450
Alexandria, Virginia 22313-1450
www.uspto.gov

APPLICATION NUMBER	FILING or 371(c) DATE	GRP ART UNIT	FIL FEE REC'D	ATTY. DOCKET NO	TOT CLAIMS	IND CLAIMS
13/158,372	06/10/2011	1785	1804	ALI-001	27	4

CONFIRMATION NO. 9277

UPDATED FILING RECEIPT



OC000000049587306

15516
Kokka & Backus, PC
703 Hight Street
Palo Alto, CA 94301

Date Mailed: 09/01/2011

Receipt is acknowledged of this non-provisional patent application. The application will be taken up for examination in due course. Applicant will be notified as to the results of the examination. Any correspondence concerning the application must include the following identification information: the U.S. APPLICATION NUMBER, FILING DATE, NAME OF APPLICANT, and TITLE OF INVENTION. Fees transmitted by check or draft are subject to collection. Please verify the accuracy of the data presented on this receipt. **If an error is noted on this Filing Receipt, please submit a written request for a Filing Receipt Correction. Please provide a copy of this Filing Receipt with the changes noted thereon. If you received a "Notice to File Missing Parts" for this application, please submit any corrections to this Filing Receipt with your reply to the Notice. When the USPTO processes the reply to the Notice, the USPTO will generate another Filing Receipt incorporating the requested corrections**

Applicant(s)

Scott Fullam, Palo Alto, CA;
Skip Thomas Orvis, Sunnyvale, CA;

Assignment For Published Patent Application

AliphCom, Inc., Sunnyvale, CA

Power of Attorney: The patent practitioners associated with Customer Number 15516

Domestic Priority data as claimed by applicant

Foreign Applications (You may be eligible to benefit from the **Patent Prosecution Highway** program at the USPTO. Please see <http://www.uspto.gov> for more information.)

If Required, Foreign Filing License Granted: 06/22/2011

The country code and number of your priority application, to be used for filing abroad under the Paris Convention, is **US 13/158,372**

Projected Publication Date: 12/13/2012

Non-Publication Request: No

Early Publication Request: No

Title

COMPONENT PROTECTIVE OVERMOLDING

Preliminary Class

428

PROTECTING YOUR INVENTION OUTSIDE THE UNITED STATES

Since the rights granted by a U.S. patent extend only throughout the territory of the United States and have no effect in a foreign country, an inventor who wishes patent protection in another country must apply for a patent in a specific country or in regional patent offices. Applicants may wish to consider the filing of an international application under the Patent Cooperation Treaty (PCT). An international (PCT) application generally has the same effect as a regular national patent application in each PCT-member country. The PCT process **simplifies** the filing of patent applications on the same invention in member countries, but **does not result** in a grant of "an international patent" and does not eliminate the need of applicants to file additional documents and fees in countries where patent protection is desired.

Almost every country has its own patent law, and a person desiring a patent in a particular country must make an application for patent in that country in accordance with its particular laws. Since the laws of many countries differ in various respects from the patent law of the United States, applicants are advised to seek guidance from specific foreign countries to ensure that patent rights are not lost prematurely.

Applicants also are advised that in the case of inventions made in the United States, the Director of the USPTO must issue a license before applicants can apply for a patent in a foreign country. The filing of a U.S. patent application serves as a request for a foreign filing license. The application's filing receipt contains further information and guidance as to the status of applicant's license for foreign filing.

Applicants may wish to consult the USPTO booklet, "General Information Concerning Patents" (specifically, the section entitled "Treaties and Foreign Patents") for more information on timeframes and deadlines for filing foreign patent applications. The guide is available either by contacting the USPTO Contact Center at 800-786-9199, or it can be viewed on the USPTO website at <http://www.uspto.gov/web/offices/pac/doc/general/index.html>.

For information on preventing theft of your intellectual property (patents, trademarks and copyrights), you may wish to consult the U.S. Government website, <http://www.stopfakes.gov>. Part of a Department of Commerce initiative, this website includes self-help "toolkits" giving innovators guidance on how to protect intellectual property in specific countries such as China, Korea and Mexico. For questions regarding patent enforcement issues, applicants may call the U.S. Government hotline at 1-866-999-HALT (1-866-999-4158).

LICENSE FOR FOREIGN FILING UNDER**Title 35, United States Code, Section 184****Title 37, Code of Federal Regulations, 5.11 & 5.15****GRANTED**

The applicant has been granted a license under 35 U.S.C. 184, if the phrase "IF REQUIRED, FOREIGN FILING LICENSE GRANTED" followed by a date appears on this form. Such licenses are issued in all applications where the conditions for issuance of a license have been met, regardless of whether or not a license may be required as

set forth in 37 CFR 5.15. The scope and limitations of this license are set forth in 37 CFR 5.15(a) unless an earlier license has been issued under 37 CFR 5.15(b). The license is subject to revocation upon written notification. The date indicated is the effective date of the license, unless an earlier license of similar scope has been granted under 37 CFR 5.13 or 5.14.

This license is to be retained by the licensee and may be used at any time on or after the effective date thereof unless it is revoked. This license is automatically transferred to any related applications(s) filed under 37 CFR 1.53(d). This license is not retroactive.

The grant of a license does not in any way lessen the responsibility of a licensee for the security of the subject matter as imposed by any Government contract or the provisions of existing laws relating to espionage and the national security or the export of technical data. Licensees should apprise themselves of current regulations especially with respect to certain countries, of other agencies, particularly the Office of Defense Trade Controls, Department of State (with respect to Arms, Munitions and Implements of War (22 CFR 121-128)); the Bureau of Industry and Security, Department of Commerce (15 CFR parts 730-774); the Office of Foreign Assets Control, Department of Treasury (31 CFR Parts 500+) and the Department of Energy.

NOT GRANTED

No license under 35 U.S.C. 184 has been granted at this time, if the phrase "IF REQUIRED, FOREIGN FILING LICENSE GRANTED" DOES NOT appear on this form. Applicant may still petition for a license under 37 CFR 5.12, if a license is desired before the expiration of 6 months from the filing date of the application. If 6 months has lapsed from the filing date of this application and the licensee has not received any indication of a secrecy order under 35 U.S.C. 181, the licensee may foreign file the application pursuant to 37 CFR 5.15(b).

PATENT APPLICATION FEE DETERMINATION RECORD Substitute for Form PTO-875						Application or Docket Number 13/158,372			
APPLICATION AS FILED - PART I									
(Column 1)		(Column 2)		SMALL ENTITY		OTHER THAN SMALL ENTITY			
FOR	NUMBER FILED	NUMBER EXTRA	RATE(\$)	FEE(\$)		RATE(\$)	FEE(\$)		
BASIC FEE <small>(37 CFR 1.16(a), (b), or (c))</small>	N/A	N/A	N/A			N/A	330		
SEARCH FEE <small>(37 CFR 1.16(k), (l), or (m))</small>	N/A	N/A	N/A			N/A	540		
EXAMINATION FEE <small>(37 CFR 1.16(o), (p), or (q))</small>	N/A	N/A	N/A			N/A	220		
TOTAL CLAIMS <small>(37 CFR 1.16(i))</small>	27	minus 20 = *	7			x 52 =	364		
INDEPENDENT CLAIMS <small>(37 CFR 1.16(h))</small>	4	minus 3 = *	1			x 220 =	220		
APPLICATION SIZE FEE <small>(37 CFR 1.16(s))</small>	If the specification and drawings exceed 100 sheets of paper, the application size fee due is \$270 (\$135 for small entity) for each additional 50 sheets or fraction thereof. See 35 U.S.C. 41(a)(1)(G) and 37 CFR 1.16(s).						0.00		
MULTIPLE DEPENDENT CLAIM PRESENT (37 CFR 1.16(j))							0.00		
* If the difference in column 1 is less than zero, enter "0" in column 2.				TOTAL		TOTAL	1674		
APPLICATION AS AMENDED - PART II									
(Column 1)		(Column 2)		(Column 3)		SMALL ENTITY		OTHER THAN SMALL ENTITY	
AMENDMENT A	CLAIMS REMAINING AFTER AMENDMENT	HIGHEST NUMBER PREVIOUSLY PAID FOR	PRESENT EXTRA	RATE(\$)	ADDITIONAL FEE(\$)	RATE(\$)	ADDITIONAL FEE(\$)		
	Total <small>(37 CFR 1.16(i))</small>	*	Minus	**	=	x	=		
	Independent <small>(37 CFR 1.16(h))</small>	*	Minus	***	=	x	=		
	Application Size Fee (37 CFR 1.16(s))								
	FIRST PRESENTATION OF MULTIPLE DEPENDENT CLAIM (37 CFR 1.16(j))								
				TOTAL ADD'L FEE		TOTAL ADD'L FEE			
AMENDMENT B	CLAIMS REMAINING AFTER AMENDMENT	HIGHEST NUMBER PREVIOUSLY PAID FOR	PRESENT EXTRA	RATE(\$)	ADDITIONAL FEE(\$)	RATE(\$)	ADDITIONAL FEE(\$)		
	Total <small>(37 CFR 1.16(i))</small>	*	Minus	**	=	x	=		
	Independent <small>(37 CFR 1.16(h))</small>	*	Minus	***	=	x	=		
	Application Size Fee (37 CFR 1.16(s))								
	FIRST PRESENTATION OF MULTIPLE DEPENDENT CLAIM (37 CFR 1.16(j))								
				TOTAL ADD'L FEE		TOTAL ADD'L FEE			
* If the entry in column 1 is less than the entry in column 2, write "0" in column 3. ** If the "Highest Number Previously Paid For" IN THIS SPACE is less than 20, enter "20". *** If the "Highest Number Previously Paid For" IN THIS SPACE is less than 3, enter "3". The "Highest Number Previously Paid For" (Total or Independent) is the highest found in the appropriate box in column 1.									

Under the Paperwork Reduction Act of 1995, no persons are required to respond to a collection of information unless it contains a valid OMB control number.

Substitute for form 1449/PTO

**INFORMATION DISCLOSURE
STATEMENT BY APPLICANT**

(Use as many sheets as necessary)

Sheet 1

of 9

Complete if Known

Application Number	13/158,372
Filing Date	6-10-2011
First Named Inventor	Scott Fullam
Art Unit	1742
Examiner Name	Unassigned
Attorney Docket Number	ALI-001

U. S. PATENT DOCUMENTS					
Examiner Initials*	Cite No. ¹	Document Number	Publication Date MM-DD-YYYY	Name of Patentee or Applicant of Cited Document	Pages, Columns, Lines, Where Relevant Passages or Relevant Figures Appear
		Number-Kind Code ² (if known)			
		US- 8049614	09-23-2010	Kahn et al.	
		US- 7987070	09-17-2009	Kahn et al.	
		US- 8040382	07-09-2009	Kahn et al.	
		US- 7647196	02-12-2009	Kahn et al.	
		US- 7917768	07-24-2008	Kahn et al.	
		US- 7705723	10-04-2007	Kahn et al.	
		US- 7839279	02-01-2007	Kahn et al.	
		US- 8064759		Kahn et al.	
		US- 7982770		Kahn et al.	
		US- 7970586		Kahn et al.	
		US- 7907901		Kahn et al.	
		US- 7881902		Kahn et al.	
		US- 7849184		Kahn et al.	
		US- 7841967		Kahn et al.	
		US- 7800044		Kahn et al.	
		US- 7788059		Kahn et al.	
		US- 7753861		Kahn et al.	
		US- 7747735		Kahn et al.	
		US- 7690556		Kahn et al.	

FOREIGN PATENT DOCUMENTS					
Examiner Initials*	Cite No. ¹	Foreign Patent Document	Publication Date MM-DD-YYYY	Name of Patentee or Applicant of Cited Document	Pages, Columns, Lines, Where Relevant Passages or Relevant Figures Appear
		Country Code ³ Number ⁴ Kind Code ⁵ (if known)			
		PCT/US04/26187	02-24-2005	Teller et al.	
		PCT/US01/20014	01-03-2002	Teller et al.	
		PCT/US02/24552	02-20-2003	Teller et al.	
		PCT/US05/09476	10-06-2005	Teller et al.	
		PCT/US09/06234	06-10-2010	Teller et al.	
		PCT/US03/26261	03-04-2004	Teller et al.	

Examiner Signature		Date Considered	
--------------------	--	-----------------	--

*EXAMINER: Initial if reference considered, whether or not citation is in conformance with MPEP 609. Draw line through citation if not in conformance and not considered. Include copy of this form with next communication to applicant. ¹ Applicant's unique citation designation number (optional). ² See Kinds Codes of USPTO Patent Documents at www.uspto.gov or MPEP 901.04. ³ Enter Office that issued the document, by the two-letter code (WIPO Standard ST.3). ⁴ For Japanese patent documents, the indication of the year of the reign of the Emperor must precede the serial number of the patent document. ⁵ Kind of document by the appropriate symbols as indicated on the document under WIPO Standard ST.16 if possible. ⁶ Applicant is to place a check mark here if English language Translation is attached.

This collection of information is required by 37 CFR 1.97 and 1.98. The information is required to obtain or retain a benefit by the public which is to file (and by the USPTO to process) an application. Confidentiality is governed by 35 U.S.C. 122 and 37 CFR 1.14. This collection is estimated to take 2 hours to complete, including gathering, preparing, and submitting the completed application form to the USPTO. Time will vary depending upon the individual case. Any comments on the amount of time you require to complete this form and/or suggestions for reducing this burden, should be sent to the Chief Information Officer, U.S. Patent and Trademark Office, P.O. Box 1450, Alexandria, VA 22313-1450. DO NOT SEND FEES OR COMPLETED FORMS TO THIS ADDRESS. **SEND TO: Commissioner for Patents, P.O. Box 1450, Alexandria, VA 22313-1450.**

If you need assistance in completing the form, call 1-800-PTO-9199 (1-800-786-9199) and select option 2.

Under the Paperwork Reduction Act of 1995, no persons are required to respond to a collection of information unless it contains a valid OMB control number.

Substitute for form 1449/PTO

**INFORMATION DISCLOSURE
STATEMENT BY APPLICANT**

(Use as many sheets as necessary)

Sheet 2 of 9**Complete if Known**

Application Number	13/158,372
Filing Date	6-10-2011
First Named Inventor	Scott Fullam
Art Unit	1742
Examiner Name	Unassigned
Attorney Docket Number	ALI-001

U. S. PATENT DOCUMENTS

Examiner Initials*	Cite No. ¹	Document Number	Publication Date MM-DD-YYYY	Name of Patentee or Applicant of Cited Document	Pages, Columns, Lines, Where Relevant Passages or Relevant Figures Appear
		Number-Kind Code ² (if known)			
		US- 7662065		Kahn et al.	
		US- 7653508		Kahn et al.	
		US- 7647195		Kahn et al.	
		US- 7457719		Kahn et al.	
		US- 7343260		Kahn et al.	
		US- 6527711		Stivoric et al.	
		US- 6595929	12-05-2002	Stivoric et al.	
		US- 6605038		Teller et al.	
		US- 7020508	02-26-2004	Stivoric et al.	
		US- 7153262	04-03-2003	Stivoric et al.	
		US- 7261690	02-14-2002	Teller et al.	
		US- 7285090	08-05-2004	Stivoric et al.	
		US- 7502643	05-26-2005	Farrington et al.	
		US- 7689437		Teller et al.	
		US- 7959567	11-06-2008	Stivoric et al.	
		US- 8073707	02-09-2006	Teller et al.	
		US- D439981		Kasabach et al.	
		US- D451604		Kasabach et al.	
		US- D460971		Sica et al.	

FOREIGN PATENT DOCUMENTS

Examiner Initials*	Cite No. ¹	Foreign Patent Document	Publication Date MM-DD-YYYY	Name of Patentee or Applicant of Cited Document	Pages, Columns, Lines, Where Relevant Passages Or Relevant Figures Appear	T ³
		Country Code ⁴ Number ⁵ Kind Code ⁶ (if known)				
		PCT/US08/54312	08-21-2008	Stivoric et al.		
		PCT/US02/09972	10-10-2002	Stivoric et al.		
		PCT/US01/40958	12-20-2001	Teller et al.		
		CA-2413220		Teller et al.		
		EP-2001944698		Teller et al.		
		IL-153478		Teller et al.		

Examiner Signature		Date Considered	
--------------------	--	-----------------	--

*EXAMINER: Initial if reference considered, whether or not citation is in conformance with MPEP 609. Draw line through citation if not in conformance and not considered. Include copy of this form with next communication to applicant. Applicant's unique citation designation number (optional). ²See Kinds Codes of USPTO Patent Documents at www.uspto.gov or MPEP 901.04. ³Enter Office that issued the document, by the two-letter code (WIPO Standard ST.3). ⁴For Japanese patent documents, the indication of the year of the reign of the Emperor must precede the serial number of the patent document. ⁵Kind of document by the appropriate symbols as indicated on the document under WIPO Standard ST.16 if possible. ⁶Applicant is to place a check mark here if English language Translation is attached.

This collection of information is required by 37 CFR 1.97 and 1.98. The information is required to obtain or retain a benefit by the public which is to file (and by the USPTO to process) an application. Confidentiality is governed by 35 U.S.C. 122 and 37 CFR 1.14. This collection is estimated to take 2 hours to complete, including gathering, preparing, and submitting the completed application form to the USPTO. Time will vary depending upon the individual case. Any comments on the amount of time you require to complete this form and/or suggestions for reducing this burden, should be sent to the Chief Information Officer, U.S. Patent and Trademark Office, P.O. Box 1450, Alexandria, VA 22313-1450. DO NOT SEND FEES OR COMPLETED FORMS TO THIS ADDRESS. **SEND TO: Commissioner for Patents, P.O. Box 1450, Alexandria, VA 22313-1450.**

If you need assistance in completing the form, call 1-800-PTO-9199 (1-800-786-9199) and select option 2.

Under the Paperwork Reduction Act of 1995, no persons are required to respond to a collection of information unless it contains a valid OMB control number.

Substitute for form 1449/PTO

**INFORMATION DISCLOSURE
STATEMENT BY APPLICANT**

(Use as many sheets as necessary)

Sheet **3** of **9****Complete if Known**

Application Number	13/158,372
Filing Date	6-10-2011
First Named Inventor	Scott Fullam
Art Unit	1742
Examiner Name	Unassigned
Attorney Docket Number	ALI-001

U. S. PATENT DOCUMENTS					
Examiner Initials*	Cite No. ¹	Document Number	Publication Date MM-DD-YYYY	Name of Patentee or Applicant of Cited Document	Pages, Columns, Lines, Where Relevant Passages or Relevant Figures Appear
		Number-Kind Code ² (if known)			
		US- D631552		Kasabach et al.	
		US- D632396		Kasabach et al.	
		US- 61516479		Fish et al.	
		US- 61404379		Fish et al.	
		US- 61516480		Fish et al.	
		US- 61404381		Ram David Adva Fish	
		US- D645968		Kasabach et al.	
		US- 12684881	07-14-2011	Kahn et al.	
		US- 12472361	12-02-2010	Kahn et al.	
		US- 12247950	04-08-2010	Kahn et al.	
		US- 12202206	03-04-2010	Kahn et al.	
		US- 12469633	11-26-2009	Kahn et al.	
		US- 12113110	11-05-2009	Kahn et al.	
		US- 11871151	04-16-2009	Kahn et al.	
		US- 12490304	12-24-2009	Kahn et al.	
		US- 11582896	05-03-2007	Stivoric et al.	
		US- 10638588	02-19-2004	Teller et al.	
		US- 10682293	07-08-2004	Teller et al.	
		US- 10940214	05-26-2005	Pacione et al.	

FOREIGN PATENT DOCUMENTS						
Examiner Initials*	Cite No. ¹	Foreign Patent Document	Publication Date MM-DD-YYYY	Name of Patentee or Applicant of Cited Document	Pages, Columns, Lines, Where Relevant Passages Or Relevant Figures Appear	T ³
		Country Code ⁴ Number ⁵ Kind Code ⁶ (if known)				
		JP-200251105		Teller et al.		
		KR-1020027017160		Teller et al.		
		CA-2413148		Teller et al.		
		EP-2001948636		Teller et al.		
		IL-153516		Teller et al.		
		JP-2002504897		Teller et al.		

Examiner Signature		Date Considered	
--------------------	--	-----------------	--

*EXAMINER: Initial if reference considered, whether or not citation is in conformance with MPEP 609. Draw line through citation if not in conformance and not considered. Include copy of this form with next communication to applicant. ¹ Applicant's unique citation designation number (optional). ² See Kinds Codes of USPTO Patent Documents at www.uspto.gov or MPEP 901.04. ³ Enter Office that issued the document, by the two-letter code (WIPO Standard ST.3). ⁴ For Japanese patent documents, the indication of the year of the reign of the Emperor must precede the serial number of the patent document. ⁵ Kind of document by the appropriate symbols as indicated on the document under WIPO Standard ST.16 if possible. ⁶ Applicant is to place a check mark here if English language Translation is attached.

This collection of information is required by 37 CFR 1.97 and 1.98. The information is required to obtain or retain a benefit by the public which is to file (and by the USPTO to process) an application. Confidentiality is governed by 35 U.S.C. 122 and 37 CFR 1.14. This collection is estimated to take 2 hours to complete, including gathering, preparing, and submitting the completed application form to the USPTO. Time will vary depending upon the individual case. Any comments on the amount of time you require to complete this form and/or suggestions for reducing this burden, should be sent to the Chief Information Officer, U.S. Patent and Trademark Office, P.O. Box 1450, Alexandria, VA 22313-1450. DO NOT SEND FEES OR COMPLETED FORMS TO THIS ADDRESS. **SEND TO: Commissioner for Patents, P.O. Box 1450, Alexandria, VA 22313-1450.**

If you need assistance in completing the form, call 1-800-PTO-9199 (1-800-786-9199) and select option 2.

Under the Paperwork Reduction Act of 1995, no persons are required to respond to a collection of information unless it contains a valid OMB control number.

Substitute for form 1449/PTO

**INFORMATION DISCLOSURE
STATEMENT BY APPLICANT**

(Use as many sheets as necessary)

Sheet 4 of 9

Complete if Known

Application Number	13/158,372
Filing Date	6-10-2011
First Named Inventor	Scott Fullam
Art Unit	1742
Examiner Name	Unassigned
Attorney Docket Number	ALI-001

U. S. PATENT DOCUMENTS					
Examiner Initials*	Cite No. ¹	Document Number	Publication Date MM-DD-YYYY	Name of Patentee or Applicant of Cited Document	Pages, Columns, Lines, Where Relevant Passages or Relevant Figures Appear
		Number-Kind Code ² (if known)			
		US- 11088002	11-03-2005	Slivoric et al.	
		US- 11239748	11-23-2006	Slivoric et al.	
		US- 11322010	06-08-2006	Teller et al.	
		US- 11434949	10-05-2006	Teller et al.	
		US- 11481147	02-15-2007	Slivoric et al.	
		US- 11724373	07-26-2007	Teller et al.	
		US- 11925906	07-31-2008	Teller et al.	
		US- 11925965	07-17-2008	Slivoric et al.	
		US- 11928039	07-10-2008	Slivoric et al.	
		US- 11928302	07-31-2008	Farrington et al.	
		US- 11930036	07-10-2008	Teller et al.	
		US- 11930053	07-10-2008	Teller et al.	
		US- 11930081	07-03-2008	Teller et al.	
		US- 11930091	07-03-2008	Teller et al.	
		US- 11930092	07-17-2008	Teller et al.	
		US- 11930094	07-17-2008	Teller et al.	
		US- 12033728	01-01-2009	Slivoric et al.	
		US- 12033722	01-01-2009	Slivoric et al.	
		US- 12033731	12-25-2008	Slivoric et al.	

FOREIGN PATENT DOCUMENTS					
Examiner Initials*	Cite No. ¹	Foreign Patent Document	Publication Date MM-DD-YYYY	Name of Patentee or Applicant of Cited Document	Pages, Columns, Lines, Where Relevant Passages or Relevant Figures Appear
		Country Code ³ Number ⁴ Kind Code ⁵ (if known)			
		KR-1020027017525		Teller et al.	
		CA-2454655		Teller et al.	
		EP-2002768402		Teller et al.	
		IL-160079		Teller et al.	
		JP-2003519861		Teller et al.	
		KR-102004001744		Teller et al.	

Examiner Signature		Date Considered	
--------------------	--	-----------------	--

*EXAMINER: Initial if reference considered, whether or not citation is in conformance with MPEP 609. Draw line through citation if not in conformance and not considered. Include copy of this form with next communication to applicant. ¹ Applicant's unique citation designation number (optional). ² See Kinds Codes of USPTO Patent Documents at www.uspto.gov or MPEP 901.04. ³ Enter Office that issued the document, by the two-letter code (WIPO Standard ST.3). ⁴ For Japanese patent documents, the indication of the year of the reign of the Emperor must precede the serial number of the patent document. ⁵ Kind of document by the appropriate symbols as indicated on the document under WIPO Standard ST.16 if possible. ⁶ Applicant is to place a check mark here if English language Translation is attached.

This collection of information is required by 37 CFR 1.97 and 1.98. The information is required to obtain or retain a benefit by the public which is to file (and by the USPTO to process) an application. Confidentiality is governed by 35 U.S.C. 122 and 37 CFR 1.14. This collection is estimated to take 2 hours to complete, including gathering, preparing, and submitting the completed application form to the USPTO. Time will vary depending upon the individual case. Any comments on the amount of time you require to complete this form and/or suggestions for reducing this burden, should be sent to the Chief Information Officer, U.S. Patent and Trademark Office, P.O. Box 1450, Alexandria, VA 22313-1450. DO NOT SEND FEES OR COMPLETED FORMS TO THIS ADDRESS. **SEND TO: Commissioner for Patents, P.O. Box 1450, Alexandria, VA 22313-1450.**

If you need assistance in completing the form, call 1-800-PTO-9199 (1-800-786-9199) and select option 2.

Under the Paperwork Reduction Act of 1995, no persons are required to respond to a collection of information unless it contains a valid OMB control number.

Substitute for form 1449/PTO

**INFORMATION DISCLOSURE
STATEMENT BY APPLICANT**

(Use as many sheets as necessary)

Sheet 5

of 9

Complete if Known

Application Number	13/158,372
Filing Date	6-10-2011
First Named Inventor	Scott Fullam
Art Unit	1742
Examiner Name	Unassigned
Attorney Docket Number	ALI-001

U. S. PATENT DOCUMENTS

Examiner Initials*	Cite No. ¹	Document Number	Publication Date MM-DD-YYYY	Name of Patentee or Applicant of Cited Document	Pages, Columns, Lines, Where Relevant Passages or Relevant Figures Appear
		Number-Kind Code ² (if known)			
		US- 12033737	12-25-2008	Stivoric et al.	
		US- 12033741	12-25-2008	Stivoric et al.	
		US- 12033746	12-25-2008	Stivoric et al.	
		US- 12033751	12-25-2008	Stivoric et al.	
		US- 12033753	12-25-2008	Stivoric et al.	
		US- 12033760	12-25-2008	Stivoric et al.	
		US- 12033766	12-25-2008	Stivoric et al.	
		US- 12217299	07-09-2009	Stivoric et al.	
		US- 12840109	11-11-2010	Farrington et al.	
		US- 10682293	07-08-2004	Teller et al.	
		US- 60729663		Donald G. Stein	
		US- 60727357		Pacione et al.	
		US- 60555280		Pacione et al.	
		US- 60502746		Bucher et al.	
		US- 60417163		Andre et al.	
		US- 60729683		Stivoric et al.	
		US- 60958516		Andre et al.	
		US- 60510013		Farrington et al.	
		US- 60502764		Stivoric et al.	

FOREIGN PATENT DOCUMENTS

Examiner Initials*	Cite No. ¹	Foreign Patent Document	Publication Date MM-DD-YYYY	Name of Patentee or Applicant of Cited Document	Pages, Columns, Lines, Where Relevant Passages Or Relevant Figures Appear	T ³
		Country Code ⁴ Number ⁵ Kind Code ⁶ (if known)				
		CA-2560323		Stivoric et al.		
		IL-178183		Stivoric et al.		
		JP-200750091		Stivoric et al.		
		EP-2005732135		Stivoric et al.		
		EP-2009830687		Ward et al.		
		CA-2496579		Stivoric et al.		

Examiner Signature		Date Considered	
--------------------	--	-----------------	--

*EXAMINER: Initial if reference considered, whether or not citation is in conformance with MPEP 609. Draw line through citation if not in conformance and not considered. Include copy of this form with next communication to applicant. ¹ Applicant's unique citation designation number (optional). ² See Kinds Codes of USPTO Patent Documents at www.uspto.gov or MPEP 901.04. ³ Enter Office that issued the document, by the two-letter code (WIPO Standard ST.3). ⁴ For Japanese patent documents, the indication of the year of the reign of the Emperor must precede the serial number of the patent document. ⁵ Kind of document by the appropriate symbols as indicated on the document under WIPO Standard ST.16 if possible. ⁶ Applicant is to place a check mark here if English language Translation is attached.

This collection of information is required by 37 CFR 1.97 and 1.98. The information is required to obtain or retain a benefit by the public which is to file (and by the USPTO to process) an application. Confidentiality is governed by 35 U.S.C. 122 and 37 CFR 1.14. This collection is estimated to take 2 hours to complete, including gathering, preparing, and submitting the completed application form to the USPTO. Time will vary depending upon the individual case. Any comments on the amount of time you require to complete this form and/or suggestions for reducing this burden, should be sent to the Chief Information Officer, U.S. Patent and Trademark Office, P.O. Box 1450, Alexandria, VA 22313-1450. DO NOT SEND FEES OR COMPLETED FORMS TO THIS ADDRESS. **SEND TO: Commissioner for Patents, P.O. Box 1450, Alexandria, VA 22313-1450.**

If you need assistance in completing the form, call 1-800-PTO-9199 (1-800-786-9199) and select option 2.

Under the Paperwork Reduction Act of 1995, no persons are required to respond to a collection of information unless it contains a valid OMB control number.

Substitute for form 1449/PTO

**INFORMATION DISCLOSURE
STATEMENT BY APPLICANT**

(Use as many sheets as necessary)

Sheet 6 of 9**Complete if Known**

Application Number	13/158,372
Filing Date	6-10-2011
First Named Inventor	Scott Fullam
Art Unit	1742
Examiner Name	Unassigned
Attorney Docket Number	ALI-001

U. S. PATENT DOCUMENTS					
Examiner Initials*	Cite No. ¹	Document Number	Publication Date MM-DD-YYYY	Name of Patentee or Applicant of Cited Document	Pages, Columns, Lines, Where Relevant Passages or Relevant Figures Appear
		Number-Kind Code ² (if known)			
		US- 60901952		Stivoric et al.	
		US- 11925902	05-07-2009	Teller et al.	
		US- 11925903	07-31-2008	Teller et al.	
		US- 11925908	07-17-2008	Teller et al.	
		US- 11876601		Stivoric et al.	
		US- 11930405	07-24-2008	Teller et al.	
		US- 11928059	09-04-2008	Stivoric et al.	
		US- 11928027	07-03-2008	Stivoric et al.	
		US- 11928051	07-10-2008	Stivoric et al.	
		US- 11930100	07-17-2008	Teller et al.	
		US- 11930048	07-10-2008	Teller et al.	
		US- 11930101	07-10-2008	Teller et al.	
		US- 11927365	11-20-2008	Stivoric et al.	
		US- 11927276	11-20-2008	Stivoric et al.	
		US- 8047966	09-03-2009	Dorogusker et al.	
		US- 8083643	04-28-2011	Carl Ng et al.	
		US- 6356940		Brian Robert Short	
		US- 5974262		Fuller et al.	
		US- 13253000		Ram David Adva Fish	

FOREIGN PATENT DOCUMENTS						
Examiner Initials*	Cite No. ¹	Foreign Patent Document	Publication Date MM-DD-YYYY	Name of Patentee or Applicant of Cited Document	Pages, Columns, Lines, Where Relevant Passages Or Relevant Figures Appear	T ³
		Country Code ⁴ Number ⁵ Kind Code ⁶ (if known)				
		EP-2003793253		Stivoric et al.		
		IL-167045		Stivoric et al.		
		JP-2004529813		Stivoric et al.		
		KR-1020057003029		Stivoric et al.		
		MX-PA/a/2005/002024		Telier et al.		
		EP-2008730171		Stivoric et al.		

Examiner Signature		Date Considered	
--------------------	--	-----------------	--

*EXAMINER: Initial if reference considered, whether or not citation is in conformance with MPEP 609. Draw line through citation if not in conformance and not considered. Include copy of this form with next communication to applicant. ¹ Applicant's unique citation designation number (optional). ² See Kinds Codes of USPTO Patent Documents at www.uspto.gov or MPEP 901.04. ³ Enter Office that issued the document, by the two-letter code (WIPO Standard ST.3). ⁴ For Japanese patent documents, the indication of the year of the reign of the Emperor must precede the serial number of the patent document. ⁵ Kind of document by the appropriate symbols as indicated on the document under WIPO Standard ST.16 if possible. ⁶ Applicant is to place a check mark here if English language Translation is attached.

This collection of information is required by 37 CFR 1.97 and 1.98. The information is required to obtain or retain a benefit by the public which is to file (and by the USPTO to process) an application. Confidentiality is governed by 35 U.S.C. 122 and 37 CFR 1.14. This collection is estimated to take 2 hours to complete, including gathering, preparing, and submitting the completed application form to the USPTO. Time will vary depending upon the individual case. Any comments on the amount of time you require to complete this form and/or suggestions for reducing this burden, should be sent to the Chief Information Officer, U.S. Patent and Trademark Office, P.O. Box 1450, Alexandria, VA 22313-1450. DO NOT SEND FEES OR COMPLETED FORMS TO THIS ADDRESS. **SEND TO: Commissioner for Patents, P.O. Box 1450, Alexandria, VA 22313-1450.**

If you need assistance in completing the form, call 1-800-PTO-9199 (1-800-786-9199) and select option 2.

Under the Paperwork Reduction Act of 1995, no persons are required to respond to a collection of information unless it contains a valid OMB control number.

Substitute for form 1449/PTO

**INFORMATION DISCLOSURE
STATEMENT BY APPLICANT**

(Use as many sheets as necessary)

Sheet 7

of 9

Complete if Known

Application Number	13/158,372
Filing Date	6-10-2011
First Named Inventor	Scott Fullam
Art Unit	1742
Examiner Name	Unassigned
Attorney Docket Number	ALI-001

U. S. PATENT DOCUMENTS

Examiner Initials*	Cite No. ¹	Document Number	Publication Date MM-DD-YYYY	Name of Patentee or Applicant of Cited Document	Pages, Columns, Lines, Where Relevant Passages or Relevant Figures Appear
		Number-Kind Code ² (if known)			
		US- 13182352	01-05-2012	Nazarian et al.	
		US- 7993276	04-20-2006	Nazarian et al.	
		US- 12560069	08-26-2010	Nadkarni et al.	
		US- 12621099	09-30-2010	Nadkarni et al.	
		US- 12823280	01-06-2011	Bentley et al.	
		US- 12883304	03-17-2011	Jangle et al.	
		US- 12891108	03-17-2011	Jangle et al.	
		US- 13204658	11-24-2011	Jangle et al.	
		US- 61210821		Ram David Adva Fish	
		US- 61210862		Ram David Adva Fish	
		US- 12730194	09-23-2010	Ram David Adva Fish	
		US- 12730199	09-23-2010	Ram David Adva Fish	
		US- 61630064		Ram David Adva Fish	
		US- 61627891		Ram David Adva Fish	
		US- 61516478		Fish et al.	
		US- 61516477		Ram David Adva Fish	
		US- 6714859		Jones, Marlin Kelly	
		US- 6952645		Jones, Marlin Kelly	
		US- 7030781		Jones, Marlin Kelly	

FOREIGN PATENT DOCUMENTS

Examiner Initials*	Cite No. ¹	Foreign Patent Document	Publication Date MM-DD-YYYY	Name of Patentee or Applicant of Cited Document	Pages, Columns, Lines, Where Relevant Passages Or Relevant Figures Appear	T ³
		Country Code ⁴ Number ⁵ Kind Code ⁶ (if known)				
		CA-2441962		Stivoric et al.		
		EP-2002733920		Stivoric et al.		
		IL-158067		Stivoric et al.		
		JP-2002576812		Stivoric et al.		
		KR-1020037012845		Stivoric et al.		

Examiner Signature		Date Considered	
--------------------	--	-----------------	--

*EXAMINER: Initial if reference considered, whether or not citation is in conformance with MPEP 609. Draw line through citation if not in conformance and not considered. Include copy of this form with next communication to applicant. ¹ Applicant's unique citation designation number (optional). ² See Kinds Codes of USPTO Patent Documents at www.uspto.gov or MPEP 901.04. ³ Enter Office that issued the document, by the two-letter code (WIPO Standard ST.3). ⁴ For Japanese patent documents, the indication of the year of the reign of the Emperor must precede the serial number of the patent document. ⁵ Kind of document by the appropriate symbols as indicated on the document under WIPO Standard ST.16 if possible. ⁶ Applicant is to place a check mark here if English language Translation is attached.

This collection of information is required by 37 CFR 1.97 and 1.98. The information is required to obtain or retain a benefit by the public which is to file (and by the USPTO to process) an application. Confidentiality is governed by 35 U.S.C. 122 and 37 CFR 1.14. This collection is estimated to take 2 hours to complete, including gathering, preparing, and submitting the completed application form to the USPTO. Time will vary depending upon the individual case. Any comments on the amount of time you require to complete this form and/or suggestions for reducing this burden, should be sent to the Chief Information Officer, U.S. Patent and Trademark Office, P.O. Box 1450, Alexandria, VA 22313-1450. DO NOT SEND FEES OR COMPLETED FORMS TO THIS ADDRESS. **SEND TO: Commissioner for Patents, P.O. Box 1450, Alexandria, VA 22313-1450.**

If you need assistance in completing the form, call 1-800-PTO-9199 (1-800-786-9199) and select option 2.

Under the Paperwork Reduction Act of 1995, no persons are required to respond to a collection of information unless it contains a valid OMB control number.

Substitute for form 1449/PTO

**INFORMATION DISCLOSURE
STATEMENT BY APPLICANT**

(Use as many sheets as necessary)

Sheet 8 of 9**Complete if Known**

Application Number	13/158,372
Filing Date	6-10-2011
First Named Inventor	Scott Fullam
Art Unit	1742
Examiner Name	Unassigned
Attorney Docket Number	ALI-001

U. S. PATENT DOCUMENTS

Examiner Initials*	Cite No. ¹	Document Number	Publication Date MM-DD-YYYY	Name of Patentee or Applicant of Cited Document	Pages, Columns, Lines, Where Relevant Passages or Relevant Figures Appear
		Number-Kind Code ² (if known)			
		US- 7400970		Jones, Martin Kelly	
		US- 6904359		Jones, Martin Kelly	
		US- 6486801		Jones, Martin Kelly	
		US- 13405241		Rahman et al.	
		US- 13158416		Drysdale et al.	
		US- 13135728		Drysdale et al.	
		US- 61495995		Drysdale et al.	
		US- 13180320		Rahman et al.	
		US- 61495994		Drysdale et al.	
		US- 13181512		Rahman et al.	
		US- 61495997		Drysdale et al.	
		US- 61495996		Drysdale et al.	
		US- 61511541		Jeffery Miao	
		US- 13247975		Sashittal et al.	
		US- 13180000		Rahman et al.	
		US- 61507091		Rahman et al.	
		US- 61572204		Rahman et al.	
		US- 61572206		Rahman et al.	
		US- 13181495		Rahman et al.	

FOREIGN PATENT DOCUMENTS

Examiner Initials*	Cite No. ¹	Foreign Patent Document	Publication Date MM-DD-YYYY	Name of Patentee or Applicant of Cited Document	Pages, Columns, Lines, Where Relevant Passages Or Relevant Figures Appear	T ³
		Country Code ⁴ Number ⁵ Kind Code ⁶ (if known)				

Examiner Signature		Date Considered	
--------------------	--	-----------------	--

*EXAMINER: Initial if reference considered, whether or not citation is in conformance with MPEP 609. Draw line through citation if not in conformance and not considered. Include copy of this form with next communication to applicant. ¹ Applicant's unique citation designation number (optional). ² See Kinds Codes of USPTO Patent Documents at www.uspto.gov or MPEP 901.04. ³ Enter Office that issued the document, by the two-letter code (WIPO Standard ST.3). ⁴ For Japanese patent documents, the indication of the year of the reign of the Emperor must precede the serial number of the patent document. ⁵ Kind of document by the appropriate symbols as indicated on the document under WIPO Standard ST.16 if possible. ⁶ Applicant is to place a check mark here if English language Translation is attached.

This collection of information is required by 37 CFR 1.97 and 1.98. The information is required to obtain or retain a benefit by the public which is to file (and by the USPTO to process) an application. Confidentiality is governed by 35 U.S.C. 122 and 37 CFR 1.14. This collection is estimated to take 2 hours to complete, including gathering, preparing, and submitting the completed application form to the USPTO. Time will vary depending upon the individual case. Any comments on the amount of time you require to complete this form and/or suggestions for reducing this burden, should be sent to the Chief Information Officer, U.S. Patent and Trademark Office, P.O. Box 1450, Alexandria, VA 22313-1450. DO NOT SEND FEES OR COMPLETED FORMS TO THIS ADDRESS. **SEND TO: Commissioner for Patents, P.O. Box 1450, Alexandria, VA 22313-1450.**

If you need assistance in completing the form, call 1-800-PTO-9199 (1-800-786-9199) and select option 2.

Under the Paperwork Reduction Act of 1995, no persons are required to respond to a collection of information unless it contains a valid OMB control number.

Substitute for form 1449/PTO

INFORMATION DISCLOSURE STATEMENT BY APPLICANT

(Use as many sheets as necessary)

Sheet 9

6

Complete if Known

Application Number	13/158 372
--------------------	------------

Filing Date	6-10-2011
-------------	-----------

First Named Inventor	Scott Eullam
----------------------	--------------

Art Unit	1742
----------	------

Examiner Name	Unassigned
---------------	------------

Attorney Docket Number	ALI-001
------------------------	---------

[illegible][illegible]

Examiner Signature		Date Considered	
-----------------------	--	--------------------	--

*EXAMINER: Initial if reference considered, whether or not citation is in conformance with MPEP 609. Draw line through citation if not in conformance and not considered. Include copy of this form with next communication to applicant. ¹ Applicant's unique citation designation number (optional). ² See Kinds Codes of USPTO Patent Documents at www.uspto.gov or MPEP 901.04. ³ Enter Office that issued the document, by the two-letter code (WIPO Standard ST.3). ⁴ For Japanese patent documents, the indication of the year of the reign of the Emperor must precede the serial number of the patent document. ⁵ Kind of document by the appropriate symbols as indicated on the document under WIPO Standard ST.16 if possible. ⁶ Applicant is to place a check mark here if English language Translation is attached.

This collection of information is required by 37 CFR 1.97 and 1.98. The information is required to obtain or retain a benefit by the public which is to file (and by the USPTO to process) an application. Confidentiality is governed by 35 U.S.C. 122 and 37 CFR 1.14. This collection is estimated to take 2 hours to complete, including gathering, preparing, and submitting the completed application form to the USPTO. Time will vary depending upon the individual case. Any comments on the amount of time you require to complete this form and/or suggestions for reducing this burden, should be sent to the Chief Information Officer, U.S. Patent and Trademark Office, P.O. Box 1450, Alexandria, VA 22313-1450. **DO NOT SEND FEES OR COMPLETED FORMS TO THIS ADDRESS. SEND TO: Commissioner for Patents, P.O. Box 1450, Alexandria, VA 22313-1450.**

If you need assistance in completing the form, call 1-800-PTO-9199 (1-800-786-9199) and select option 2.

Electronic Acknowledgement Receipt	
EFS ID:	12184189
Application Number:	13158372
International Application Number:	
Confirmation Number:	9277
Title of Invention:	COMPONENT PROTECTIVE OVERMOLDING
First Named Inventor/Applicant Name:	Scott Fullam
Customer Number:	15516
Filer:	Scott Susumu Kokka
Filer Authorized By:	
Attorney Docket Number:	ALI-001
Receipt Date:	29-FEB-2012
Filing Date:	10-JUN-2011
Time Stamp:	16:33:50
Application Type:	Utility under 35 USC 111(a)

Payment information:

Submitted with Payment	no
------------------------	----

File Listing:

Document Number	Document Description	File Name	File Size(Bytes)/ Message Digest	Multi Part /.zip	Pages (if appl.)
1	Foreign Reference	1.pdf	1998491	no	68
			98dab964f1f078924b68bc3350eb3f96ef1e8222		

Warnings:

Information:

2	Foreign Reference	2.pdf	3079500	no	77
			aa27812d1e2d38db365ea612ba6e0ce32ba86ce9		
Warnings:					
Information:					
3	Foreign Reference	3.pdf	20897021	no	889
			45ddaa746733da8f36eeacb39c9bb198e682dac7		
Warnings:					
Information:					
4	Foreign Reference	4.pdf	19528125	no	834
			5bf5a5c7d6f72162ed6ec5dd25f7b43b2b428cab		
Warnings:					
Information:					
5	Foreign Reference	5.pdf	23254900	no	513
			7446b3f31e317e1510e350eade81702bf9d3725c		
Warnings:					
Information:					
6	Foreign Reference	6.pdf	25566435	no	404
			a0e074d87180925067356a3b14ed56781b9465be		
Warnings:					
Information:					
7	Foreign Reference	7.pdf	24168972	no	264
			bf7a0118093dab6257d2ada28e060549742af856		
Warnings:					
Information:					
8	Foreign Reference	8.pdf	23722344	no	229
			892dd447306cccd21e8f4296fb14470ac999632		
Warnings:					
Information:					
9	Foreign Reference	9.pdf	24482591	no	479
			ab2b3328a471271610a387e773d27ad244e205c6		
Warnings:					
Information:					
10	Foreign Reference	10.pdf	21290259	no	203
			b56013e8c6c1f898f9d62c57af183f5fba6da074		
Warnings:					
Information:					

11	Foreign Reference	11.pdf	21839071	no	216
			79a7dfc2efb4ea5ff476bdd8d0bbca296e347b		
Warnings:					
Information:					
12	Foreign Reference	12.pdf	24691137	no	257
			73983ccf3be1ac77235c261f7f58dde015ceb726		
Warnings:					
Information:					
13	Foreign Reference	13.pdf	23985391	no	270
			3187724495aa07010f8fc8e1f21a8d0177430034		
Warnings:					
Information:					
14	Foreign Reference	14.pdf	21736470	no	347
			dbd776f03d1546d512fa2994c411fcdcccab23ce		
Warnings:					
Information:					
15	Transmittal Letter	ALI-001IDS.pdf	1475409	no	4
			5e247fe1fc32ee4d79210bfc7206e09b87af7b70		
Warnings:					
Information:					
16	Information Disclosure Statement (IDS) Form (SB08)	ALI-001PTOSB08a.pdf	2318763	no	9
			1958e9e8a5b128784bb61dea9678ad7976b0b57c		
Warnings:					
Information:					
This is not an USPTO supplied IDS fillable form					
Total Files Size (in bytes):			284034879		

This Acknowledgement Receipt evidences receipt on the noted date by the USPTO of the indicated documents, characterized by the applicant, and including page counts, where applicable. It serves as evidence of receipt similar to a Post Card, as described in MPEP 503.

New Applications Under 35 U.S.C. 111

If a new application is being filed and the application includes the necessary components for a filing date (see 37 CFR 1.53(b)-(d) and MPEP 506), a Filing Receipt (37 CFR 1.54) will be issued in due course and the date shown on this Acknowledgement Receipt will establish the filing date of the application.

National Stage of an International Application under 35 U.S.C. 371

If a timely submission to enter the national stage of an international application is compliant with the conditions of 35 U.S.C. 371 and other applicable requirements a Form PCT/DO/EO/903 indicating acceptance of the application as a national stage submission under 35 U.S.C. 371 will be issued in addition to the Filing Receipt, in due course.

New International Application Filed with the USPTO as a Receiving Office

If a new international application is being filed and the international application includes the necessary components for an international filing date (see PCT Article 11 and MPEP 1810), a Notification of the International Application Number and of the International Filing Date (Form PCT/RO/105) will be issued in due course, subject to prescriptions concerning national security, and the date shown on this Acknowledgement Receipt will establish the international filing date of the application.

IN THE UNITED STATES PATENT AND TRADEMARK OFFICE

In re Application for:

Fullam et al.

Application Serial No.: 13/158,372

Filing Date: June 10, 2011

For: COMPONENT PROTECTIVE
OVERMOLDING

Confirmation No.: 9277

Examiner: Unassigned

Group Art Unit: 1742

Date: February 29, 2012

Atty. Docket No.: ALI-001

CERTIFICATE OF TRANSMISSION

I hereby certify that this correspondence is being deposited via EFS-Web to the United States Patent and Trademark Office on February 29, 2012.



Signed: _____
Scott S. Kokka

INFORMATION DISCLOSURE STATEMENT

Sir or Madam:

In accordance with 37 CFR §§ 1.97 and 1.98, the items identified in this Information Disclosure Statement (IDS) are being brought to the attention of the Office. The items are listed on the attached forms PTO/SB/08a. The Examiner is requested to make these documents of record.

The items identified in this IDS may or may not be "material" pursuant to 37 CFR § 1.56. The submission thereof by Applicants is not to be construed as an admission that any such patent, publication or other information referred to therein is material or considered to be material (37 CFR § 1.97(h)), or even qualifies as "prior art" under 35 USC § 102 with respect to this invention unless specifically designated by Applicants as such.

1. Timing of the Information Disclosure Statement:

☒ This IDS is believed to be timely in that it is being submitted under 37 CFR § 1.97(b), that is (1) with the new patent application submitted herein (37 CFR § 1.97(a)); or (2) within three months of the filing date of the application, which is not a continued prosecution application filed under § 1.53(d) or

(3) within three months of entry of the national stage as set forth in 37 CFR § 1.491; or (4) before the mailing of a first Office action on the merits; or (5) before the mailing of a first Office action after filing a request for continued examination under § 1.114. Thus, no fee is required.

☐ However, if the undersigned is in error in this regard, Applicant respectfully requests that the Office consider this IDS as filed under 37 CFR § 1.97(c), if applicable.

☒ However, if the undersigned is in error in this regard, Applicant respectfully requests that the Office consider this IDS as filed under 37 CFR § 1.97(c), if applicable, and a statement under 37 CFR § 1.97(e) is included below, thus no fee is required.

☐ This IDS is being submitted under 37 CFR § 1.97(c), that is after mailing of a first Office Action on the merits, but before a Final Action under 37 CFR § 1.113 or a Notice of Allowance under 37 CFR § 1.311.

☐ The fee due under 37 CFR § 1.17(p) is submitted herewith.

☐ A statement under 37 CFR § 1.97(e) is included below, thus no fee is required. In the event that this IDS is not mailed before a Final Action or a Notice of Allowance, then Applicant respectfully requests that the Office consider the filing of these papers to be submitted under 37 CFR § 1.97(d).

☐ This IDS is being submitted under 37 CFR § 1.97(d), that is after a Final Action under 37 CFR § 1.113 or a Notice of Allowance under 37 CFR § 1.311, but before payment of the issue fee. A statement under 37 CFR § 1.97(e) is included below. The fee due under 37 CFR § 1.17(p) is submitted herewith.

STATEMENT UNDER 37 CFR § 1.97(e):

☐ Non-Patent Literature Document Cite No. X contained in the IDS was first cited in a communication from a foreign patent office in a counterpart foreign application not more than three months prior to the filing of the IDS.

☒ No item contained in this IDS was cited in a communication from a foreign patent office in a counterpart foreign application, and, to the knowledge of the person signing this statement after making reasonable inquiry, no item of information contained in this IDS was known to any individual designated in 37 CFR § 1.56(c) more than three months prior to the filing of this IDS.

2. Copies of the Cited Items:

☐ Copies of all items listed on the attached form PTO/SB/08a are enclosed.

☒ Copies of all Foreign Patent Documents listed on form PTO/SB/08a are enclosed as required by 37 CFR § 1.98(a)(2).

☐ Copies of the following documents listed in PTO/SB/08a (Item Nos. X) are not supplied as they were previously cited by the Office or submitted in Information Disclosure Statements in related applications (Application No. X, filed X) and relied upon in this application for an earlier filing date under 35 USC § 120. See 37 CFR § 1.98(d). The Examiner is requested to make these documents of record.

☐ Copies of the following items listed on the attached forms PTO/SB/08a (Non-Patent Literature Documents Item Nos. 1) were cited in a foreign examination report in a related case. A copy of the search report is attached hereto.

3. Concise Explanation of Relevance:

☒ A concise explanation of relevance of the items listed on forms PTO/SB/08a is not given.

☐ A concise explanation of relevance of [some of] the items listed on forms PTO/SB/08a is in the form of an English language copy of a Search Report from a foreign patent office, issued in a counterpart application, which refers to the relevant portions of the references (copy attached).

4. Related Applications:

☒ Applicant(s) bring to the Office's attention the following related application(s): U.S. Patent; Application No. 13/158,416 filed June 11, 2011, Attorney Docket No. ALI-001CIP1;
Application No. 13/135,728 filed July 12, 2011, Attorney Docket No. ALI-001CIP1CIP1;
Application No. 61/495,995 filed June 11, 2011, Attorney Docket No. ALI-002P;
Application No. 13/180,320 filed July 11, 2011, Attorney Docket No. ALI-002;
Application No. 13/405,240 file February 25, 2012, Attorney Docket No. ALI-002CON1;
Application No. 61/495,994 filed June 11, 2011, Attorney Docket No. ALI-003P;
Application No. 13/181,512 filed July 12, 2011, Attorney Docket No. ALI-003;
Application No. 61/495,997 filed June 11, 2011, Attorney Docket No. ALI-004P;
Application No. 61/495,996 filed June 11, 2011, Attorney Docket No. ALI-005P;
Application No. 61/511,541 filed July 25, 2011, Attorney Docket No. ALI-006P;
Application No. 13/247,975 filed September 28, 2011, Attorney Docket No. ALI-006;
Application No. 13/180,000 filed July 11, 2011, Attorney Docket No. ALI-007;

Application No. 61/507,091 filed July 12, 2011, Attorney Docket No. ALI-010P;
Application No. 61/572,204 filed July 12, 2011, Attorney Docket No. ALI-011P;
Application No. 61/572,206 filed July 12, 2011, Attorney Docket No. ALI-012P;
Application No. 13/181,495 filed July 12, 2011, Attorney Docket No. ALI-013;
Application No. 13/361,919 filed January 30, 2012, Attorney Docket No. ALI-013CON1;
Application No. 13/181,511 filed July 12, 2011, Attorney Docket No. ALI-014;
Application No. 13/181,486 filed July 12, 2011, Attorney Docket No. ALI-015;
Application No. 13/181,500 filed July 12, 2011, Attorney Docket No. ALI-016;
Application No. 13/181,498 filed July 12, 2011, Attorney Docket No. ALI-018;
Application No. 13/405,241 filed February 25, 2012, Attorney Docket No. ALI-018CON1;
Application No. 13/181,513 filed July 12, 2011, Attorney Docket No. ALI-019.

5. Conclusion:

Citation of the above documents shall not be construed as:

1. an admission that the documents are necessarily prior art with respect to the instant invention;
2. a representation that a search has been made, other than as described above; and
3. an admission that the information cited herein is, or is considered to be, material to patentability as defined in § 1.56(b).

It is respectfully requested that the Examiner indicate consideration of the cited references by returning a copy of the attached forms PTO/SB/08a with initials or other appropriate marks. In the unlikely event that the transmittal letter is separated from this document and the U.S. Patent Office determines that an extension and/or other relief is required, Applicants petition for any required relief including extensions of time. However, the Commissioner is not authorized to charge the cost of the issue fee to the Deposit Account.

Respectfully submitted,



Dated: February 29, 2012

By: _____
Scott S. Kokka
Registration No. 51,893



UNITED STATES PATENT AND TRADEMARK OFFICE

UNITED STATES DEPARTMENT OF COMMERCE
United States Patent and Trademark Office
Address: COMMISSIONER FOR PATENTS
P.O. Box 1450
Alexandria, Virginia 22313-1450
www.uspto.gov

APPLICATION NUMBER	FILING OR 371(C) DATE	FIRST NAMED APPLICANT	ATTY. DOCKET NO./TITLE
13/158,372	06/10/2011	Scott Fullam	ALI-001

CONFIRMATION NO. 9277

15516
Kokka & Backus, PC
703 High Street
Palo Alto, CA 94301

PUBLICATION NOTICE



OC000000058140876

Title:COMPONENT PROTECTIVE OVERMOLDING

Publication No.US-2012-0313272-A1

Publication Date:12/13/2012

NOTICE OF PUBLICATION OF APPLICATION

The above-identified application will be electronically published as a patent application publication pursuant to 37 CFR 1.211, et seq. The patent application publication number and publication date are set forth above.

The publication may be accessed through the USPTO's publically available Searchable Databases via the Internet at www.uspto.gov. The direct link to access the publication is currently <http://www.uspto.gov/patft/>.

The publication process established by the Office does not provide for mailing a copy of the publication to applicant. A copy of the publication may be obtained from the Office upon payment of the appropriate fee set forth in 37 CFR 1.19(a)(1). Orders for copies of patent application publications are handled by the USPTO's Office of Public Records. The Office of Public Records can be reached by telephone at (703) 308-9726 or (800) 972-6382, by facsimile at (703) 305-8759, by mail addressed to the United States Patent and Trademark Office, Office of Public Records, Alexandria, VA 22313-1450 or via the Internet.

In addition, information on the status of the application, including the mailing date of Office actions and the dates of receipt of correspondence filed in the Office, may also be accessed via the Internet through the Patent Electronic Business Center at www.uspto.gov using the public side of the Patent Application Information and Retrieval (PAIR) system. The direct link to access this status information is currently <http://pair.uspto.gov/>. Prior to publication, such status information is confidential and may only be obtained by applicant using the private side of PAIR.

Further assistance in electronically accessing the publication, or about PAIR, is available by calling the Patent Electronic Business Center at 1-866-217-9197.

Office of Data Management, Application Assistance Unit (571) 272-4000, or (571) 272-4200, or 1-888-786-0101



UNITED STATES PATENT AND TRADEMARK OFFICE

UNITED STATES DEPARTMENT OF COMMERCE
United States Patent and Trademark Office
Address: COMMISSIONER FOR PATENTS
P.O. Box 1450
Alexandria, Virginia 22313-1450
www.uspto.gov

APPLICATION NO.	FILING DATE	FIRST NAMED INVENTOR	ATTORNEY DOCKET NO.	CONFIRMATION NO.
13/158,372	06/10/2011	Scott Fullam	ALI-001	9277
15516	7590	03/14/2013	EXAMINER	
Kokka & Backus, PC 703 High Street Palo Alto, CA 94301			LEE, EDMUND H	
			ART UNIT	PAPER NUMBER
			1744	
			MAIL DATE	DELIVERY MODE
			03/14/2013	PAPER

Please find below and/or attached an Office communication concerning this application or proceeding.

The time period for reply, if any, is set in the attached communication.

Office Action Summary	Application No.		Applicant(s)	
	13/158,372		FULLAM ET AL.	
	Examiner		Art Unit	
	EDMUND LEE		1744	

-- The MAILING DATE of this communication appears on the cover sheet with the correspondence address --

Period for Reply

A SHORTENED STATUTORY PERIOD FOR REPLY IS SET TO EXPIRE 1 MONTH(S) OR THIRTY (30) DAYS, WHICHEVER IS LONGER, FROM THE MAILING DATE OF THIS COMMUNICATION.

- Extensions of time may be available under the provisions of 37 CFR 1.136(a). In no event, however, may a reply be timely filed after SIX (6) MONTHS from the mailing date of this communication.
- If NO period for reply is specified above, the maximum statutory period will apply and will expire SIX (6) MONTHS from the mailing date of this communication.
- Failure to reply within the set or extended period for reply will, by statute, cause the application to become ABANDONED (35 U.S.C. § 133). Any reply received by the Office later than three months after the mailing date of this communication, even if timely filed, may reduce any earned patent term adjustment. See 37 CFR 1.704(b).

Status

1) ☒ Responsive to communication(s) filed on 10 June 2011.

2a) ☐ This action is **FINAL**. 2b) ☒ This action is non-final.

3) ☐ An election was made by the applicant in response to a restriction requirement set forth during the interview on ____; the restriction requirement and election have been incorporated into this action.

4) ☐ Since this application is in condition for allowance except for formal matters, prosecution as to the merits is closed in accordance with the practice under *Ex parte Quayle*, 1935 C.D. 11, 453 O.G. 213.

Disposition of Claims

5) ☒ Claim(s) 1-27 is/are pending in the application.

5a) Of the above claim(s) ____ is/are withdrawn from consideration.

6) ☐ Claim(s) ____ is/are allowed.

7) ☐ Claim(s) ____ is/are rejected.

8) ☐ Claim(s) ____ is/are objected to.

9) ☒ Claim(s) 1-27 are subject to restriction and/or election requirement.

* If any claims have been determined allowable, you may be eligible to benefit from the **Patent Prosecution Highway** program at a participating intellectual property office for the corresponding application. For more information, please see http://www.uspto.gov/patents/init_events/pph/index.jsp or send an inquiry to PPHfeedback@uspto.gov.

Application Papers

10) ☐ The specification is objected to by the Examiner.

11) ☐ The drawing(s) filed on ____ is/are: a) ☐ accepted or b) ☐ objected to by the Examiner.

Applicant may not request that any objection to the drawing(s) be held in abeyance. See 37 CFR 1.85(a).

Replacement drawing sheet(s) including the correction is required if the drawing(s) is objected to. See 37 CFR 1.121(d).

Priority under 35 U.S.C. § 119

12) ☐ Acknowledgment is made of a claim for foreign priority under 35 U.S.C. § 119(a)-(d) or (f).

a) ☐ All b) ☐ Some * c) ☐ None of:

1. ☐ Certified copies of the priority documents have been received.

2. ☐ Certified copies of the priority documents have been received in Application No. ____.

3. ☐ Copies of the certified copies of the priority documents have been received in this National Stage application from the International Bureau (PCT Rule 17.2(a)).

* See the attached detailed Office action for a list of the certified copies not received.

Attachment(s)

1) ☐ Notice of References Cited (PTO-892)

2) ☐ Information Disclosure Statement(s) (PTO/SB/08)
Paper No(s)/Mail Date ____.

3) ☐ Interview Summary (PTO-413)
Paper No(s)/Mail Date. ____.

4) ☐ Other: ____.

DETAILED ACTION

Election/Restrictions

1. This application contains claims directed to the following patentably distinct species:

- a) those claims directed towards using a protective material comprising an epoxy or UV curable material (cls 5,12, and 13); and
- b) the claim directed towards using a protective material comprising a metal housing (cl 11).

The species are independent or distinct because they cannot combinable. In addition, these species are not obvious variants of each other based on the current record.

Applicant is required under 35 U.S.C. 121 to elect a single disclosed species, or a single grouping of patentably indistinct species, for prosecution on the merits to which the claims shall be restricted if no generic claim is finally held to be allowable. Currently, claims 1-4,6-9, 10, and 14-27 are generic.

There is a search and/or examination burden for the patentably distinct species as set forth above because at least the following reason(s) apply:

The search and examination strategies for the species are non-overlapping.

Applicant is advised that the reply to this requirement to be complete must include (i) an election of a species or a grouping of patentably indistinct species to be examined even though the requirement may be traversed (37 CFR 1.143) and

(ii) identification of the claims encompassing the elected species or grouping of patentably indistinct species, including any claims subsequently added. An argument that a claim is allowable or that all claims are generic is considered nonresponsive unless accompanied by an election.

The election may be made with or without traverse. To preserve a right to petition, the election must be made with traverse. If the reply does not distinctly and specifically point out supposed errors in the election of species requirement, the election shall be treated as an election without traverse. Traversal must be presented at the time of election in order to be considered timely. Failure to timely traverse the requirement will result in the loss of right to petition under 37 CFR 1.144. If claims are added after the election, applicant must indicate which of these claims are readable on the elected species or grouping of patentably indistinct species.

Should applicant traverse on the ground that the species, or groupings of patentably indistinct species from which election is required, are not patentably distinct, applicant should submit evidence or identify such evidence now of record showing them to be obvious variants or clearly admit on the record that this is the case. In either instance, if the examiner finds one of the species unpatentable over the prior art, the evidence or admission may be used in a rejection under 35 U.S.C. 103(a) of the other species.

Upon the allowance of a generic claim, applicant will be entitled to consideration of claims to additional species which depend from or otherwise require all the limitations of an allowable generic claim as provided by 37 CFR 1.141.

2. Applicant is reminded that upon the cancellation of claims to a non-elected invention, the inventorship must be amended in compliance with 37 CFR 1.48(b) if one or more of the currently named inventors is no longer an inventor of at least one claim remaining in the application. Any amendment of inventorship must be accompanied by a request under 37 CFR 1.48(b) and by the fee required under 37 CFR 1.17(i).

3. Any inquiry concerning this communication or earlier communications from the examiner should be directed to EDMUND LEE whose telephone number is (571)272-1204. The examiner can normally be reached on MONDAY-THURSDAY FROM 9AM-4PM.

If attempts to reach the examiner by telephone are unsuccessful, the examiner's supervisor, Yogendra Gupta can be reached on 571.272.1316. The fax phone number for the organization where this application or proceeding is assigned is 571-273-8300.

Information regarding the status of an application may be obtained from the Patent Application Information Retrieval (PAIR) system. Status information for published applications may be obtained from either Private PAIR or Public PAIR. Status information for unpublished applications is available through Private PAIR only. For more information about the PAIR system, see <http://pair-direct.uspto.gov>. Should you have questions on access to the Private PAIR system, contact the Electronic Business Center (EBC) at 866-217-9197 (toll-free). If you would like assistance from a USPTO Customer Service Representative or access to the automated information system, call 800-786-9199 (IN USA OR CANADA) or 571-272-1000.

EDMUND H. LEE
Primary Examiner
Art Unit 1744

EHL
/EDMUND H. LEE/
Primary Examiner, Art Unit 1744

IN THE UNITED STATES PATENT AND TRADEMARK OFFICE

In re the Application of:
Fullam et al.

Application Serial No.: 13/158,372

Filing Date: June 10, 2011

For: COMPONENT PROTECTIVE
OVERMOLDING

Examiner: LEE, Edmund H.

Confirmation No.: 9277

Group Art Unit: 1744

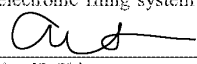
Date: July 15, 2013

Atty. Docket No.: ALI-001

CERTIFICATE OF TRANSMISSION

I hereby certify that this correspondence is being transmitted via the U.S. Patent and Trademark Office electronic filing system *EFS-Web) to the USPTO on July 15, 2013.

Signed: _____


Amiee H. Shin

PROVISIONAL ELECTION UNDER 37 CFR § 1.142 WITHOUT TRAVERSE

Dear Sir:

The Patent Office required an election of claims under 35 U.S.C. § 121 in the Restriction Requirement dated March 14, 2013. In response, Applicant provisionally elects to prosecute, without traverse, species a, drawn to claims 5 and 12-13, along with generic claims 1-4, 6-10 and 14-27.

CLAIM LISTING

Please cancel claim 11 as indicated below.

1. (Original) A method, comprising:

selectively applying protective material substantially over one or more elements coupled to a framework;

molding a first protective layer over the framework the one or more elements, and the protective material, after the protective material has been selectively applied, the first protective layer being configured to cover the framework and each of the one or more elements; and

molding a second protective layer over the first protective layer, the first protective layer being configured to cover the framework and to provide a cosmetic surface configured to receive a pattern, the second protective layer being removable if a defect is yielded during an inspection.
2. (Original) The method of claim 1, further comprising performing an inspection after molding the first protective layer and before molding the second protective layer.
3. (Original) The method of claim 1, further comprising performing an inspection after molding the second protective layer.
4. (Original) The method of claim 1, wherein the second protective layer is removed if an inspection after molding the second protective layer yields a defect in the second protective layer.

5. (Original) The method of claim 1, wherein the protective material comprises an ultra violet curable material.
6. (Original) The method of claim 1, wherein the first protective layer comprises a thermoplastic.
7. (Original) The method of claim 1, wherein the first protective layer comprises a polymer.
8. (Original) The method of claim 1, wherein the first protective layer comprises an elastomer.
9. (Original) The method of claim 1, wherein the first protective layer comprises a thermoplastic elastomer.

10. (Original) A method, comprising:
- selectively applying protective material substantially over one or more elements coupled to a framework;
- forming a first protective layer substantially over the framework, the one or more elements, and the protective material, after the protective material has been selectively applied; and
- forming a second protective layer substantially over the first protective layer, the first protective layer being configured to protect the framework and to provide a cosmetic surface, the second protective layer being removable if a defect is yielded during an inspection.
11. (Canceled)
12. (Original) The method of claim 10, wherein the protective material comprises an epoxy.
13. (Original) The method of claim 10, wherein the protective material comprises an ultra violet curable material configured to prevent damage to the one or more elements when the first protective layer or the second protective layer are formed.
14. (Original) The method of claim 10, wherein the one or more elements comprises a structure configured to use electrical power from a battery to generate a vibration.
15. (Original) The method of claim 10, wherein the one or more elements comprises a printed circuit board assembly.

16. (Original) The method of claim 10, wherein the one or more elements comprises a memory configured to store data.

17. (Original) The method of claim 10, wherein the one or more elements comprises a processor.

18. (Original) A method, comprising:
selectively applying a protective material substantially over one or more elements coupled to a framework; and
forming a molding substantially over the framework, the one or more elements coupled to the framework, and the protective material, an outer surface of the molding being configured to receive a cosmetic design.

19. (Original) A method, comprising:
selectively applying a protective material substantially over one or more elements coupled to a framework;
forming an inner molding substantially over the framework, the one or more elements coupled to the framework, and the protective material, the inner molding being formed after the protective material has been selectively applied; and
forming an outer molding substantially over the inner molding, the outer molding being configured to protect the framework and to provide a surface configured to receive a pattern, the outer molding being removable if a defect is found during an inspection performed after the outer molding is formed.

20. (Original) The method of claim 19, wherein the framework comprises a metal.
21. (Original) The method of claim 19, wherein the framework comprises an alloy.
22. (Original) The method of claim 19, wherein at least one of the one or more elements is an accelerometer.
23. (Original) The method of claim 19, wherein at least one of the one or more elements is an analog audio plug.
24. (Original) The method of claim 22, wherein the analog audio plug is a TRRS.
25. (Original) The method of claim 19, further comprising forming another outer molding if the defect is found in the outer molding, the another outer molding being formed after the outer molding is removed.
26. (Original) The method of claim 19, wherein the outer molding is configured to be impermeable.
27. (Original) The method of claim 19, wherein the second protective material is configured to receive a pattern formed on an outer surface of the second protective material.

REMARKS

The Restriction Requirement mailed March 14, 2013, sets forth two species: species a consisting of claims 5 and 12-13 and species b consisting of claim 11. Claims 1-4, 6-10 and 14-27 were deemed to be generic. Applicant provisionally elects to prosecute claims drawn to species a, which includes claims 5 and 12-13, along with generic claims 1-4, 6-10 and 14-27. In view of the provisional election, Applicant has canceled claim 11 from consideration in the present application.

Applicant reserves the right to pursue any non-elected subject matter and other subject matter supported by the specification by filing a divisional or continuation application drawn to the desired subject matter. Applicant wishes to note that the cited figures do not exhaustively define the scope of the restricted claimed subject matter, but rather illustrates a few of the many various implementations. As such, the scope of the claimed subject matter is broader than is depicted in the figures corresponding to Applicant's election. Upon allowance of a generic claim, Applicant reserves the right to add claims written in dependent form or that otherwise include all limitations of the allowed generic claim.

If the Examiner believes it would be appropriate to discuss the issues to further the prosecution in this case, he is invited to call the undersigned.

Dated: 7/15/13

Kokka & Backus, P.C.
703 High Street
Palo Alto, CA 94301
Tel: (650) 585-2359
Fax: (650) 566-9922

Respectfully submitted,

KOKKA & BACKUS, PC

By:


Chien-Ju Alice Chuang
Reg. No. 65,914

IN THE UNITED STATES PATENT AND TRADEMARK OFFICE

In re the Application of:
Fullam et al.

Application Serial No.: 13/158,372

Filing Date: June 10, 2011

For: COMPONENT PROTECTIVE
OVERMOLDING

Examiner: LEE, Edmund H.

Confirmation No.: 9277

Group Art Unit: 1744

Date: July 15, 2013

Atty. Docket No.: ALI-001

Certificate of Transmission

I hereby certify that this correspondence is being transmitted via the U.S. Patent and Trademark Office (USPTO) electronic filing system (EFS-Web) to the USPTO on July 15, 2013.

Signed: _____



Amiee H. Shin

**WRITTEN ASSERTION FOR NOTIFICATION OF ENTITLEMENT TO SMALL ENTITY
STATUS UNDER 37 CFR § 1.27(c)(1)**

Dear Sir or Madam:

In accordance with 37 CFR § 1.27(c)(1), Applicant is submitting this written assertion for notification of entitlement to small entity status in the above-referenced patent application. This written assertion is intended to notify the Office of Applicant's entitlement to small entity status.

Please contact the undersigned representative below if you have any questions or require any additional information.

Respectfully submitted,



Chien-Ju Alice Chuang
Reg. No. 65,914

KOKKA & BACKUS, PC
703 High Street
Palo Alto, CA 94301
Tel.: (650) 585-2359
Fax: (650) 566-9922

Electronic Patent Application Fee Transmittal				
Application Number:		13158372		
Filing Date:		10-Jun-2011		
Title of Invention:		COMPONENT PROTECTIVE OVERMOLDING		
First Named Inventor/Applicant Name:		Scott Fullam		
Filer:		Chien-Ju Alice Chuang		
Attorney Docket Number:		ALI-001		
Filed as Small Entity				
Utility under 35 USC 111(a) Filing Fees				
Description	Fee Code	Quantity	Amount	Sub-Total in USD(\$)
Basic Filing:				
Pages:				
Claims:				
Miscellaneous-Filing:				
Petition:				
Patent-Appeals-and-Interference:				
Post-Allowance-and-Post-Issuance:				
Extension-of-Time:				
Extension - 3 months with \$0 paid	2253	1	700	700

Description	Fee Code	Quantity	Amount	Sub-Total in USD(\$)
Miscellaneous:				
Total in USD (\$)				700

Electronic Acknowledgement Receipt	
EFS ID:	16323369
Application Number:	13158372
International Application Number:	
Confirmation Number:	9277
Title of Invention:	COMPONENT PROTECTIVE OVERMOLDING
First Named Inventor/Applicant Name:	Scott Fullam
Customer Number:	15516
Filer:	Chien-Ju Alice Chuang
Filer Authorized By:	
Attorney Docket Number:	ALI-001
Receipt Date:	15-JUL-2013
Filing Date:	10-JUN-2011
Time Stamp:	22:47:21
Application Type:	Utility under 35 USC 111(a)

Payment information:

Submitted with Payment	yes
Payment Type	Credit Card
Payment was successfully received in RAM	\$700
RAM confirmation Number	8855
Deposit Account	
Authorized User	

File Listing:

Document Number	Document Description	File Name	File Size(Bytes)/ Message Digest	Multi Part /.zip	Pages (if appl.)
-----------------	----------------------	-----------	-------------------------------------	------------------	------------------

1		ALI-001_Response_to_Restriction_Requirement_asfiled.pdf	54388 4cc51b18e19df98243eafec36942c17dfa9a2f1	yes	8
	Multipart Description/PDF files in .zip description				
	Document Description		Start	End	
	Response to Election / Restriction Filed		1	7	
	Assertion of entitlement to small entity status		8	8	
Warnings:					
Information:					
2	Fee Worksheet (SB06)	fee-info.pdf	29972 32c2577c80353086510a2b4eb11a6def8e5dfd56	no	2
Warnings:					
Information:					
Total Files Size (in bytes):			84360		
<p>This Acknowledgement Receipt evidences receipt on the noted date by the USPTO of the indicated documents, characterized by the applicant, and including page counts, where applicable. It serves as evidence of receipt similar to a Post Card, as described in MPEP 503.</p> <p><u>New Applications Under 35 U.S.C. 111</u> If a new application is being filed and the application includes the necessary components for a filing date (see 37 CFR 1.53(b)-(d) and MPEP 506), a Filing Receipt (37 CFR 1.54) will be issued in due course and the date shown on this Acknowledgement Receipt will establish the filing date of the application.</p> <p><u>National Stage of an International Application under 35 U.S.C. 371</u> If a timely submission to enter the national stage of an international application is compliant with the conditions of 35 U.S.C. 371 and other applicable requirements a Form PCT/DO/EO/903 indicating acceptance of the application as a national stage submission under 35 U.S.C. 371 will be issued in addition to the Filing Receipt, in due course.</p> <p><u>New International Application Filed with the USPTO as a Receiving Office</u> If a new international application is being filed and the international application includes the necessary components for an international filing date (see PCT Article 11 and MPEP 1810), a Notification of the International Application Number and of the International Filing Date (Form PCT/RO/105) will be issued in due course, subject to prescriptions concerning national security, and the date shown on this Acknowledgement Receipt will establish the international filing date of the application.</p>					

Under the Paperwork Reduction Act of 1995, no persons are required to respond to a collection of information unless it displays a valid OMB control number.

PATENT APPLICATION FEE DETERMINATION RECORD Substitute for Form PTO-875				Application or Docket Number 13/158,372		Filing Date 06/10/2011		<input type="checkbox"/> To be Mailed	
ENTITY: <input checked="" type="checkbox"/> LARGE <input type="checkbox"/> SMALL <input type="checkbox"/> MICRO									
APPLICATION AS FILED – PART I									
(Column 1)		(Column 2)							
FOR	NUMBER FILED	NUMBER EXTRA		RATE (\$)		FEE (\$)			
<input type="checkbox"/> BASIC FEE (37 CFR 1.16(a), (b), or (c))	N/A	N/A		N/A					
<input type="checkbox"/> SEARCH FEE (37 CFR 1.16(k), (i), or (m))	N/A	N/A		N/A					
<input type="checkbox"/> EXAMINATION FEE (37 CFR 1.16(o), (p), or (q))	N/A	N/A		N/A					
TOTAL CLAIMS (37 CFR 1.16(j))	minus 20 =	*		X \$ =					
INDEPENDENT CLAIMS (37 CFR 1.16(h))	minus 3 =	*		X \$ =					
<input type="checkbox"/> APPLICATION SIZE FEE (37 CFR 1.16(s))		If the specification and drawings exceed 100 sheets of paper, the application size fee due is \$310 (\$155 for small entity) for each additional 50 sheets or fraction thereof. See 35 U.S.C. 41(a)(1)(G) and 37 CFR 1.16(s).							
<input type="checkbox"/> MULTIPLE DEPENDENT CLAIM PRESENT (37 CFR 1.16(j))									
* If the difference in column 1 is less than zero, enter "0" in column 2.						TOTAL			
APPLICATION AS AMENDED – PART II									
(Column 1)		(Column 2)		(Column 3)					
AMENDMENT	07/15/2013	CLAIMS REMAINING AFTER AMENDMENT		HIGHEST NUMBER PREVIOUSLY PAID FOR	PRESENT EXTRA	RATE (\$)		ADDITIONAL FEE (\$)	
	Total (37 CFR 1.16(i))	* 26	Minus	** 27	= 0	X \$80 =		0	
	Independent (37 CFR 1.16(h))	* 4	Minus	***4	= 0	X \$420 =		0	
	<input type="checkbox"/> Application Size Fee (37 CFR 1.16(s))								
	<input type="checkbox"/> FIRST PRESENTATION OF MULTIPLE DEPENDENT CLAIM (37 CFR 1.16(j))								
						TOTAL ADD'L FEE		0	
(Column 1)		(Column 2)		(Column 3)					
AMENDMENT		CLAIMS REMAINING AFTER AMENDMENT		HIGHEST NUMBER PREVIOUSLY PAID FOR	PRESENT EXTRA	RATE (\$)		ADDITIONAL FEE (\$)	
	Total (37 CFR 1.16(i))	*	Minus	**	=	X \$ =			
	Independent (37 CFR 1.16(h))	*	Minus	***	=	X \$ =			
	<input type="checkbox"/> Application Size Fee (37 CFR 1.16(s))								
	<input type="checkbox"/> FIRST PRESENTATION OF MULTIPLE DEPENDENT CLAIM (37 CFR 1.16(j))								
						TOTAL ADD'L FEE			
<p>* If the entry in column 1 is less than the entry in column 2, write "0" in column 3.</p> <p>** If the "Highest Number Previously Paid For" IN THIS SPACE is less than 20, enter "20".</p> <p>*** If the "Highest Number Previously Paid For" IN THIS SPACE is less than 3, enter "3".</p> <p>The "Highest Number Previously Paid For" (Total or Independent) is the highest number found in the appropriate box in column 1.</p>									

LIE
/BURNELL L. ROSS/

This collection of information is required by 37 CFR 1.16. The information is required to obtain or retain a benefit by the public which is to file (and by the USPTO to process) an application. Confidentiality is governed by 35 U.S.C. 122 and 37 CFR 1.14. This collection is estimated to take 12 minutes to complete, including gathering, preparing, and submitting the completed application form to the USPTO. Time will vary depending upon the individual case. Any comments on the amount of time you require to complete this form and/or suggestions for reducing this burden, should be sent to the Chief Information Officer, U.S. Patent and Trademark Office, U.S. Department of Commerce, P.O. Box 1450, Alexandria, VA 22313-1450. DO NOT SEND FEES OR COMPLETED FORMS TO THIS ADDRESS. **SEND TO: Commissioner for Patents, P.O. Box 1450, Alexandria, VA 22313-1450.**

If you need assistance in completing the form, call 1-800-PTO-9199 and select option 2.



UNITED STATES PATENT AND TRADEMARK OFFICE

UNITED STATES DEPARTMENT OF COMMERCE
United States Patent and Trademark Office
Address: COMMISSIONER FOR PATENTS
P.O. Box 1450
Alexandria, Virginia 22313-1450
www.uspto.gov

APPLICATION NO.	FILING DATE	FIRST NAMED INVENTOR	ATTORNEY DOCKET NO.	CONFIRMATION NO.
13/158,372	06/10/2011	Scott Fullam	ALI-001	9277
15516	7590	10/25/2013	EXAMINER	
Kokka & Backus, PC 703 High Street Palo Alto, CA 94301			LEE, EDMUND H	
			ART UNIT	PAPER NUMBER
			1744	
			MAIL DATE	DELIVERY MODE
			10/25/2013	PAPER

Please find below and/or attached an Office communication concerning this application or proceeding.

The time period for reply, if any, is set in the attached communication.

Office Action Summary	Application No. 13/158,372	Applicant(s) FULLAM ET AL.	
	Examiner EDMUND LEE	Art Unit 1744	AIA (First Inventor to File) Status No

-- The MAILING DATE of this communication appears on the cover sheet with the correspondence address --

Period for Reply

A SHORTENED STATUTORY PERIOD FOR REPLY IS SET TO EXPIRE 3 MONTH(S) OR THIRTY (30) DAYS, WHICHEVER IS LONGER, FROM THE MAILING DATE OF THIS COMMUNICATION.

- Extensions of time may be available under the provisions of 37 CFR 1.136(a). In no event, however, may a reply be timely filed after SIX (6) MONTHS from the mailing date of this communication.
- If NO period for reply is specified above, the maximum statutory period will apply and will expire SIX (6) MONTHS from the mailing date of this communication.
- Failure to reply within the set or extended period for reply will, by statute, cause the application to become ABANDONED (35 U.S.C. § 133). Any reply received by the Office later than three months after the mailing date of this communication, even if timely filed, may reduce any earned patent term adjustment. See 37 CFR 1.704(b).

Status

- 1) ☒ Responsive to communication(s) filed on 7/15/13.
☐ A declaration(s)/affidavit(s) under **37 CFR 1.130(b)** was/were filed on ____.
- 2a) ☐ This action is **FINAL**. 2b) ☒ This action is non-final.
- 3) ☐ An election was made by the applicant in response to a restriction requirement set forth during the interview on ____; the restriction requirement and election have been incorporated into this action.
- 4) ☐ Since this application is in condition for allowance except for formal matters, prosecution as to the merits is closed in accordance with the practice under *Ex parte Quayle*, 1935 C.D. 11, 453 O.G. 213.

Disposition of Claims

- 5) ☒ Claim(s) 1-10 and 12-27 is/are pending in the application.
5a) Of the above claim(s) ____ is/are withdrawn from consideration.
- 6) ☐ Claim(s) ____ is/are allowed.
- 7) ☒ Claim(s) 1-10 and 12-27 is/are rejected.
- 8) ☐ Claim(s) ____ is/are objected to.
- 9) ☐ Claim(s) ____ are subject to restriction and/or election requirement.

* If any claims have been determined allowable, you may be eligible to benefit from the **Patent Prosecution Highway** program at a participating intellectual property office for the corresponding application. For more information, please see http://www.uspto.gov/patents/init_events/pph/index.jsp or send an inquiry to PPHfeedback@uspto.gov.

Application Papers

- 10) ☐ The specification is objected to by the Examiner.
- 11) ☐ The drawing(s) filed on ____ is/are: a) ☐ accepted or b) ☐ objected to by the Examiner.
Applicant may not request that any objection to the drawing(s) be held in abeyance. See 37 CFR 1.85(a).
Replacement drawing sheet(s) including the correction is required if the drawing(s) is objected to. See 37 CFR 1.121(d).

Priority under 35 U.S.C. § 119

- 12) ☐ Acknowledgment is made of a claim for foreign priority under 35 U.S.C. § 119(a)-(d) or (f).

Certified copies:

- a) ☐ All b) ☐ Some * c) ☐ None of the:
1. ☐ Certified copies of the priority documents have been received.
2. ☐ Certified copies of the priority documents have been received in Application No. ____.
3. ☐ Copies of the certified copies of the priority documents have been received in this National Stage application from the International Bureau (PCT Rule 17.2(a)).

* See the attached detailed Office action for a list of the certified copies not received.

Attachment(s)

- 1) ☒ Notice of References Cited (PTO-892)
- 2) ☒ Information Disclosure Statement(s) (PTO/SB/08)
Paper No(s)/Mail Date 2/29/12
- 3) ☐ Interview Summary (PTO-413)
Paper No(s)/Mail Date. ____
- 4) ☐ Other: ____

DETAILED ACTION

1. The present application is being examined under the pre-AIA first to invent provisions.
2. Per applicant's amendment filed 7/15/13, claim 11 has been canceled. Claims 1-10 and 12-27 are pending.
3. Applicant's election without traverse of claims 1-10 and 12-27 in the reply filed on 7/15/13 is acknowledged.
4. The information disclosure statement filed 2/29/12 fails to comply with the provisions of 37 CFR 1.97, 1.98 and MPEP § 609 because some of the references are missing their publication dates. It has been placed in the application file, but the information referred to therein has not been considered as to the merits. Applicant is advised that the date of any re-submission of any item of information contained in this information disclosure statement or the submission of any missing element(s) will be the date of submission for purposes of determining compliance with the requirements based on the time of filing the statement, including all certification requirements for statements under 37 CFR 1.97(e). See MPEP § 609.05(a).
5. The nonstatutory double patenting rejection is based on a judicially created doctrine grounded in public policy (a policy reflected in the statute) so as to prevent the unjustified or improper timewise extension of the "right to exclude" granted by a patent

and to prevent possible harassment by multiple assignees. A nonstatutory obviousness-type double patenting rejection is appropriate where the conflicting claims are not identical, but at least one examined application claim is not patentably distinct from the reference claim(s) because the examined application claim is either anticipated by, or would have been obvious over, the reference claim(s). See, e.g., *In re Berg*, 140 F.3d 1428, 46 USPQ2d 1226 (Fed. Cir. 1998); *In re Goodman*, 11 F.3d 1046, 29 USPQ2d 2010 (Fed. Cir. 1993); *In re Longi*, 759 F.2d 887, 225 USPQ 645 (Fed. Cir. 1985); *In re Van Ornum*, 686 F.2d 937, 214 USPQ 761 (CCPA 1982); *In re Vogel*, 422 F.2d 438, 164 USPQ 619 (CCPA 1970); and *In re Thorington*, 418 F.2d 528, 163 USPQ 644 (CCPA 1969).

A timely filed terminal disclaimer in compliance with 37 CFR 1.321(c) or 1.321(d) may be used to overcome an actual or provisional rejection based on a nonstatutory double patenting ground provided the conflicting application or patent either is shown to be commonly owned with this application, or claims an invention made as a result of activities undertaken within the scope of a joint research agreement.

Effective January 1, 1994, a registered attorney or agent of record may sign a terminal disclaimer. A terminal disclaimer signed by the assignee must fully comply with 37 CFR 3.73(b).

6. Claims 1,10,18, and 19 are provisionally rejected on the ground of nonstatutory obviousness-type double patenting as being unpatentable over claims 1 and 16 of copending Application No. 13/427839. Although the conflicting claims are not identical,

they are not patentably distinct from each other because the claims of Application No. 13/427839 fully encompass instant claims 1,10,18, and 19.

This is a provisional obviousness-type double patenting rejection because the conflicting claims have not in fact been patented.

7. Claims 1-10 and 12-27 are provisionally rejected on the ground of nonstatutory obviousness-type double patenting as being unpatentable over claims 1,12, and 21 of copending Application No. 13/135728. Although the conflicting claims are not identical, they are not patentably distinct from each other because the claims of Application No. 13/135728 fully encompass instant claims 1,12, and 21.

This is a provisional obviousness-type double patenting rejection because the conflicting claims have not in fact been patented.

8. Claims 1-10 and 12-27 are rejected on the ground of nonstatutory double patenting as being unpatentable over claims 28-54 of copending Application No. 13/158416. Although the claims at issue are not identical, they are not patentably distinct from each other because the claims of Application No. 13/158416 fully encompass instant claims 1-10 and 12-27.

9. Claims 1-10,12-17, and 19-27 are rejected under 35 U.S.C. 112(b) or 35 U.S.C. 112 (pre-AIA), second paragraph, as being indefinite for failing to particularly point out

and distinctly claim the subject matter which the inventor or a joint inventor, or for pre-AIA the applicant regards as the invention.

The phrase “the second protective layer being removable if a defect is yielded during an inspection” (cl 1, lns 9-10) is indefinite because it is unclear whether or not an inspection is performed. If an inspection is performed, it should be positively and clearly recited as a step in the claim.

The phrase “the second protective layer being removable if a defect is yielded during an inspection” (cl 10, lns 8-9) is indefinite because it is unclear whether or not an inspection is performed. If an inspection is performed, it should be positively and clearly recited as a step in the claim.

The phrase “the outer molding being removable if a defect is yielded during an inspection” (cl 19, lns 9-10) is indefinite because it is unclear whether or not an inspection is performed. If an inspection is performed, it should be positively and clearly recited as a step in the claim.

Correction is required.

10. The following is a quotation of the appropriate paragraphs of pre-AIA 35 U.S.C. 102 that form the basis for the rejections under this section made in this Office action:

A person shall be entitled to a patent unless –

(b) the invention was patented or described in a printed publication in this or a foreign country or in public use or on sale in this country, more than one year prior to the date of application for patent in the United States.

11. Claims 1,7, 8, 10, 12, 15, 17, 18, 19, 20,26, and 27 are rejected under pre-AIA 35 U.S.C. 102b as being anticipated by Jensen et al (USPN 5998867). Jensen et al teach the claimed process as evidenced by col 2, ln 48-col 3, ln 65; and figures 2-2A.

Elements 44, 46, and 48 of Jensen et al constitute the claimed one or more elements and framework.

Buffer layer 52 constitutes the claimed protective material.

Loaded encapsulant 50 constitutes the claimed first protective layer.

Transfer molded plastic package 40 constitutes the claimed second protective layer.

In regard to the claimed second protective layer/outer molding being removable, package 40 of Jensen et al is removable. Applicant is reminded claim 1 does not positively and clearly recite a step of inspecting and removing.

Using epoxies for the buffer layer (col 2, lns 55-57).

Using a printed circuit board for the one or more elements (patented claim 9).

Using a multichip or single chip package for the one or more elements (patented claims 11-12)

12. The following is a quotation of pre-AIA 35 U.S.C. 103(a) which forms the basis for all obviousness rejections set forth in this Office action:

(a) A patent may not be obtained though the invention is not identically disclosed or described as set forth in section 102 of this title, if the differences between the subject matter sought to be patented and the prior art are such that the subject matter as a whole would have been obvious at the time the invention was made to a person having ordinary skill in the art to which said subject matter pertains. Patentability shall not be negated by the manner in which the invention was made.

13. Claims 2-6 and 9 are rejected under pre-AIA 35 U.S.C. 103(a) as being unpatentable over Jensen et al (USPN 599867). The above teachings of Jensen et al are incorporated hereinafter. In regard to claims 2-4, such quality assurance measures are well-known in the molding art in order to ensure high quality products. Thus, it would have been obvious to one of ordinary skill in the art at the time the invention was made to perform the claimed quality assurance measures in the process of Jensen et al in order to ensure the production of high quality products. In regard to claims 5-6 and 9, the use of a specific material is a mere obvious matter of choice dependent on the desired final product and of little patentable consequence to the claimed process since it is not a manipulative feature or step of the claimed process. Further, the claimed materials are well-known in the encapsulant art in order to produce diverse, high-quality encapsulants. Thus, it would have been obvious to one of ordinary skill in the art at the time the invention was made to use the claimed materials in the process of Jensen et al in order to produce diverse products having desired qualities.

14. Claims 13-14, and 16 are rejected under pre-AIA 35 U.S.C. 103(a) as being unpatentable over Jensen et al (USPN 599867). The above teachings of Jensen et al are incorporated hereinafter. In regard to claim 13, the use of a specific material is a mere obvious matter of choice dependent on the desired final product and of little patentable consequence to the claimed process since it is not a manipulative feature or step of the claimed process. Further, the claimed material is well-known in the encapsulant art in order to produce diverse, high-quality encapsulants. Thus, it would

have been obvious to one of ordinary skill in the art at the time the invention was made to use the claimed materials in the process of Jensen et al in order to produce diverse products having desired qualities. In regard to claims 14 and 16, the use of a specific preform is a mere obvious matter of choice dependent on the desired final product and of little patentable consequence to the claimed process since it is not a manipulative feature or step of the claimed process. Further, the claimed preforms are well-known in the electronic art for its desired function. Thus, it would have been obvious to one of ordinary skill in the art at the time the invention was made to use the claimed preforms in the process of Jensen et al in order to produce diverse products having a desired function.

15. Claims 21-25 are rejected under pre-AIA 35 U.S.C. 103(a) as being unpatentable over Jensen et al (USPN 599867). The above teachings of Jensen et al are incorporated hereinafter. In regard to claim 21, the use of a specific material is a mere obvious matter of choice dependent on the desired final product and of little patentable consequence to the claimed process since it is not a manipulative feature or step of the claimed process. Further, the claimed material is well-known in the encapsulant art in order to produce diverse, high-quality encapsulants. Thus, it would have been obvious to one of ordinary skill in the art at the time the invention was made to use the claimed materials in the process of Jensen et al in order to produce diverse products having desired qualities. In regard to claims 22-24, the use of a specific preform is a mere obvious matter of choice dependent on the desired final product and of little patentable

consequence to the claimed process since it is not a manipulative feature or step of the claimed process. Further, the claimed preforms are well-known in the electronic art for its desired function. Thus, it would have been obvious to one of ordinary skill in the art at the time the invention was made to use the claimed preforms in the process of Jensen et al in order to produce diverse products having a desired function. In regard to claim 25, such is well-known in the molding art to re-mold a defective layer in order to produce a high quality product. Thus, it would have been obvious to one of ordinary skill in the art at the time the invention was made to re-mold the outer molding of Jensen et al if the outer molding is found to be defective.

16. The prior art made of record and not relied upon is considered pertinent to applicant's disclosure. The following USPNs teach the state of the art:
3902148, 5057457, 4788583, and 6368899.

17. Any inquiry concerning this communication or earlier communications from the examiner should be directed to EDMUND LEE whose telephone number is (571)272-1204. The examiner can normally be reached on MONDAY-THURSDAY FROM 9AM-4PM.

If attempts to reach the examiner by telephone are unsuccessful, the examiner's supervisor, Yogendra Gupta can be reached on 571.272.1316. The fax phone number for the organization where this application or proceeding is assigned is 571-273-8300.

Information regarding the status of an application may be obtained from the Patent Application Information Retrieval (PAIR) system. Status information for published applications may be obtained from either Private PAIR or Public PAIR. Status information for unpublished applications is available through Private PAIR only. For more information about the PAIR system, see <http://pair-direct.uspto.gov>. Should you have questions on access to the Private PAIR system, contact the Electronic Business Center (EBC) at 866-217-9197 (toll-free). If you would like assistance from a USPTO Customer Service Representative or access to the automated information system, call 800-786-9199 (IN USA OR CANADA) or 571-272-1000.

EDMUND H. LEE
Primary Examiner
Art Unit 1744

EHL
/EDMUND H. LEE/
Primary Examiner, Art Unit 1744

Notice of References Cited	Application/Control No. 13/158,372	Applicant(s)/Patent Under Reexamination FULLAM ET AL.	
	Examiner EDMUND LEE	Art Unit 1744	Page 1 of 1

U.S. PATENT DOCUMENTS

*		Document Number Country Code-Number-Kind Code	Date MM-YYYY	Name	Classification
*	A	US-5,998,867	12-1999	Jensen et al.	257/729
*	B	US-3,902,148	08-1975	Drees et al.	257/669
*	C	US-5,057,457	10-1991	Miyahara et al.	264/272.14
*	D	US-6,368,899	04-2002	Featherby et al.	438/127
*	E	US-4,788,583	11-1988	Kawahara et al.	257/670
	F	US-			
	G	US-			
	H	US-			
	I	US-			
	J	US-			
	K	US-			
	L	US-			
	M	US-			

FOREIGN PATENT DOCUMENTS

*		Document Number Country Code-Number-Kind Code	Date MM-YYYY	Country	Name	Classification
	N					
	O					
	P					
	Q					
	R					
	S					
	T					

NON-PATENT DOCUMENTS

*		Include as applicable: Author, Title Date, Publisher, Edition or Volume, Pertinent Pages)
	U	
	V	
	W	
	X	

*A copy of this reference is not being furnished with this Office action. (See MPEP § 707.05(a).)
Dates in MM-YYYY format are publication dates. Classifications may be US or foreign.

Receipt date: 02/29/2012

13158372 - GAU: 1744

PTO/SB/08a (07-09)

Approved for use through 07/31/2012. OMB 0651-0031

U.S. Patent and Trademark Office; U.S. DEPARTMENT OF COMMERCE

Under the Paperwork Reduction Act of 1995, no persons are required to respond to a collection of information unless it contains a valid OMB control number.

Substitute for form 1449/PTO

**INFORMATION DISCLOSURE
STATEMENT BY APPLICANT**

(Use as many sheets as necessary)

Sheet 1 of 9

Complete if Known

Application Number	13/158,372
Filing Date	6-10-2011
First Named Inventor	Scott Fullam
Art Unit	1742
Examiner Name	Unassigned
Attorney Docket Number	ALI-001

U. S. PATENT DOCUMENTS

Examiner Initials*	Cite No. ¹	Document Number	Publication Date MM-DD-YYYY	Name of Patentee or Applicant of Cited Document	Pages, Columns, Lines, Where Relevant Passages or Relevant Figures Appear
		Number-Kind Code ² (if known)			
		US- 8049614	09-23-2010	Kahn et al.	
		US- 7987070	09-17-2009	Kahn et al.	
		US- 8040382	07-09-2009	Kahn et al.	
		US- 7647196	02-12-2009	Kahn et al.	
		US- 7917768	07-24-2008	Kahn et al.	
		US- 7705723	10-04-2007	Kahn et al.	
		US- 7839279	02-01-2007	Kahn et al.	
		US- 8064759		Kahn et al.	
		US- 7982770		Kahn et al.	
		US- 7970586		Kahn et al.	
		US- 7907901		Kahn et al.	
		US- 7881902		Kahn et al.	
		US- 7849184		Kahn et al.	
		US- 7841967		Kahn et al.	
		US- 7800044		Kahn et al.	
		US- 7788059		Kahn et al.	
		US- 7753861		Kahn et al.	
		US- 7747735		Kahn et al.	
		US- 7690556		Kahn et al.	

FOREIGN PATENT DOCUMENTS

Examiner Initials*	Cite No. ¹	Foreign Patent Document	Publication Date MM-DD-YYYY	Name of Patentee or Applicant of Cited Document	Pages, Columns, Lines, Where Relevant Passages Or Relevant Figures Appear	T ³
		Country Code ⁴ Number ⁵ Kind Code ⁶ (if known)				
		PCT/US04/26187	02-24-2005	Teller et al.		
		PCT/US01/20014	01-03-2002	Teller et al.		
		PCT/US02/24562	02-20-2003	Teller et al.		
		PCT/US05/00476	10-06-2005	Teller et al.		
		PCT/US09/06234	06-10-2010	Teller et al.		
		PCT/US03/26261	03-04-2004	Teller et al.		

Examiner Signature		Date Considered	
--------------------	--	-----------------	--

*EXAMINER: Initial if reference considered, whether or not citation is in conformance with MPEP 609. Draw line through citation if not in conformance and not considered. Include copy of this form with next communication to applicant. ¹ Applicant's unique citation designation number (optional). ² See Kinds Codes of USPTO Patent Documents at www.uspto.gov or MPEP 901.04. ³ Enter Office that issued the document, by the two-letter code (WIPO Standard ST.3). ⁴ For Japanese patent documents, the indication of the year of the reign of the Emperor must precede the serial number of the patent document. ⁵ Kind of document by the appropriate symbols as indicated on the document under WIPO Standard ST.16 if possible. ⁶ Applicant is to place a check mark here if English language Translation is attached.

This collection of information is required by 37 CFR 1.97 and 1.98. The information is required to obtain or retain a benefit by the public which is to file (and by the USPTO to process) an application. Confidentiality is governed by 35 U.S.C. 122 and 37 CFR 1.14. This collection is estimated to take 2 hours to complete, including gathering, preparing, and submitting the completed application form to the USPTO. Time will vary depending upon the individual case. Any comments on the amount of time you require to complete this form and/or suggestions for reducing this burden, should be sent to the Chief Information Officer, U.S. Patent and Trademark Office, P.O. Box 1450, Alexandria, VA 22313-1450. DO NOT SEND FEES OR COMPLETED FORMS TO THIS ADDRESS. **SEND TO: Commissioner for Patents, P.O. Box 1450, Alexandria, VA 22313-1450.**

If you need assistance in completing the form, call 1-800-PTO-9199 (1-800-786-9199) and select option 2.

Receipt date: 02/29/2012

13158372 - GAU: 1744

PTO/SB/08a (07-09)

Approved for use through 07/31/2012. OMB 0651-0031

U.S. Patent and Trademark Office; U.S. DEPARTMENT OF COMMERCE

Under the Paperwork Reduction Act of 1995, no persons are required to respond to a collection of information unless it contains a valid OMB control number.

Substitute for form 1449/PTO

**INFORMATION DISCLOSURE
STATEMENT BY APPLICANT**

(Use as many sheets as necessary)

Sheet 2 of 9**Complete if Known**

Application Number	13/158,372
Filing Date	6-10-2011
First Named Inventor	Scott Fullam
Art Unit	1742
Examiner Name	Unassigned
Attorney Docket Number	ALI-001

U. S. PATENT DOCUMENTS

Examiner Initials*	Cite No. ¹	Document Number	Publication Date MM-DD-YYYY	Name of Patentee or Applicant of Cited Document	Pages, Columns, Lines, Where Relevant Passages or Relevant Figures Appear
		Number-Kind Code ² (if known)			
		US- 7662065		Kahn et al.	
		US- 7653508		Kahn et al.	
		US- 7647195		Kahn et al.	
		US- 7457719		Kahn et al.	
		US- 7343260		Kahn et al.	
		US- 6527711		Stivoric et al.	
		US- 6595929	12-05-2002	Stivoric et al.	
		US- 6605038		Teller et al.	
		US- 7020508	08-26-2004	Stivoric et al.	
		US- 7153262	04-03-2003	Stivoric et al.	
		US- 7261690	02-14-2002	Teller et al.	
		US- 7285090	08-05-2004	Stivoric et al.	
		US- 7502643	05-26-2005	Farrington et al.	
		US- 7689437		Teller et al.	
		US- 7959567	11-06-2008	Stivoric et al.	
		US- 8073707	02-09-2005	Teller et al.	
		US- D439981		Kasabach et al.	
		US- D451604		Kasabach et al.	
		US- D460971		Sica et al.	

FOREIGN PATENT DOCUMENTS

Examiner Initials*	Cite No. ¹	Foreign Patent Document	Publication Date MM-DD-YYYY	Name of Patentee or Applicant of Cited Document	Pages, Columns, Lines, Where Relevant Passages Or Relevant Figures Appear	T ³
		Country Code ⁴ Number ⁵ Kind Code ⁶ (if known)				
		PCT/US08/54312	08-21-2008	Stivoric et al.		
		PCT/US02/09972	10-10-2002	Stivoric et al.		
		PCT/US01/40958	12-20-2001	Teller et al.		
		CA-2413220		Teller et al.		
		EP-200194698		Teller et al.		
		IL-153478		Teller et al.		

Examiner Signature		Date Considered	
--------------------	--	-----------------	--

*EXAMINER: Initial if reference considered, whether or not citation is in conformance with MPEP 609. Draw line through citation if not in conformance and not considered. Include copy of this form with next communication to applicant. *Applicant's unique citation designation number (optional). **See Kinds Codes of USPTO Patent Documents at www.uspto.gov or MPEP 901.04. *Enter Office that issued the document, by the two-letter code (WIPO Standard ST.3). *For Japanese patent documents, the indication of the year of the reign of the Emperor must precede the serial number of the patent document. *Kind of document by the appropriate symbols as indicated on the document under WIPO Standard ST.16 if possible. *Applicant is to place a check mark here if English language Translation is attached.

This collection of information is required by 37 CFR 1.97 and 1.98. The information is required to obtain or retain a benefit by the public which is to file (and by the USPTO to process) an application. Confidentiality is governed by 35 U.S.C. 122 and 37 CFR 1.14. This collection is estimated to take 2 hours to complete, including gathering, preparing, and submitting the completed application form to the USPTO. Time will vary depending upon the individual case. Any comments on the amount of time you require to complete this form and/or suggestions for reducing this burden, should be sent to the Chief Information Officer, U.S. Patent and Trademark Office, P.O. Box 1450, Alexandria, VA 22313-1450. DO NOT SEND FEES OR COMPLETED FORMS TO THIS ADDRESS. **SEND TO: Commissioner for Patents, P.O. Box 1450, Alexandria, VA 22313-1450.**

If you need assistance in completing the form, call 1-800-PTO-9199 (1-800-786-9199) and select option 2.

Receipt date: 02/29/2012

13158372 - GAU: 1744

PTO/SB/08a (07-09)

Approved for use through 07/31/2012. OMB 0651-0031

U.S. Patent and Trademark Office; U.S. DEPARTMENT OF COMMERCE

Under the Paperwork Reduction Act of 1995, no persons are required to respond to a collection of information unless it contains a valid OMB control number.

Substitute for form 1449/PTO

**INFORMATION DISCLOSURE
STATEMENT BY APPLICANT**

(Use as many sheets as necessary)

Sheet 3 of 9**Complete if Known**

Application Number	13/158,372
Filing Date	6-10-2011
First Named Inventor	Scott Fullam
Art Unit	1742
Examiner Name	Unassigned
Attorney Docket Number	ALI-001

U. S. PATENT DOCUMENTS					
Examiner Initials*	Cite No. ¹	Document Number Number-Kind Code ² (if known)	Publication Date MM-DD-YYYY	Name of Patentee or Applicant of Cited Document	Pages, Columns, Lines, Where Relevant Passages or Relevant Figures Appear
		US- D631352		Kasabach et al.	
		US- D632396		Kasabach et al.	
		US- 61516479		Fish et al.	
		US- 61404379		Fish et al.	
		US- 61516480		Fish et al.	
		US- 61404381		Ram David Adva Fish	
		US- D645968		Kasabach et al.	
		US- 12684881	07-14-2011	Kahn et al.	
		US- 12472361	12-02-2010	Kahn et al.	
		US- 12247950	04-08-2010	Kahn et al.	
		US- 12202206	03-04-2010	Kahn et al.	
		US- 12469633	11-26-2009	Kahn et al.	
		US- 12113110	11-05-2009	Kahn et al.	
		US- 11871151	04-16-2009	Kahn et al.	
		US- 12490304	12-24-2009	Kahn et al.	
		US- 11582896	05-03-2007	Stivanc et al.	
		US- 10638588	02-19-2004	Teller et al.	
		US- 10682293	07-08-2004	Teller et al.	
		US- 10940214	05-26-2005	Pacione et al.	

FOREIGN PATENT DOCUMENTS						
Examiner Initials*	Cite No. ¹	Foreign Patent Document	Publication Date MM-DD-YYYY	Name of Patentee or Applicant of Cited Document	Pages, Columns, Lines, Where Relevant Passages Or Relevant Figures Appear	T ⁶
		Country Code ³ Number ⁴ Kind Code ⁵ (if known)				
		JP-200251105		Teller et al.		
		KR-1020027017160		Teller et al.		
		CA-2413148		Teller et al.		
		EP-2001948636		Teller et al.		
		IL-153516		Teller et al.		
		JP-2007504897		Teller et al.		

Examiner Signature		Date Considered	
--------------------	--	-----------------	--

*EXAMINER: Initial if reference considered, whether or not citation is in conformance with MPEP 609. Draw line through citation if not in conformance and not considered. Include copy of this form with next communication to applicant. ¹ Applicant's unique citation designation number (optional). ² See Kinds Codes of USPTO Patent Documents at www.uspto.gov or MPEP 901.04. ³ Enter Office that issued the document, by the two-letter code (WIPO Standard ST.3). ⁴ For Japanese patent documents, the indication of the year of the reign of the Emperor must precede the serial number of the patent document. ⁵ Kind of document by the appropriate symbols as indicated on the document under WIPO Standard ST.16 if possible. ⁶ Applicant is to place a check mark here if English language Translation is attached.

This collection of information is required by 37 CFR 1.97 and 1.98. The information is required to obtain or retain a benefit by the public which is to file (and by the USPTO to process) an application. Confidentiality is governed by 35 U.S.C. 122 and 37 CFR 1.14. This collection is estimated to take 2 hours to complete, including gathering, preparing, and submitting the completed application form to the USPTO. Time will vary depending upon the individual case. Any comments on the amount of time you require to complete this form and/or suggestions for reducing this burden, should be sent to the Chief Information Officer, U.S. Patent and Trademark Office, P.O. Box 1450, Alexandria, VA 22313-1450. DO NOT SEND FEES OR COMPLETED FORMS TO THIS ADDRESS. **SEND TO: Commissioner for Patents, P.O. Box 1450, Alexandria, VA 22313-1450.**

If you need assistance in completing the form, call 1-800-PTO-9199 (1-800-786-9199) and select option 2.

Receipt date: 02/29/2012

13158372 - GAU: 1744

PTO/SB/08a (07-09)

Approved for use through 07/31/2012. OMB 0651-0031

U.S. Patent and Trademark Office; U.S. DEPARTMENT OF COMMERCE

Under the Paperwork Reduction Act of 1995, no persons are required to respond to a collection of information unless it contains a valid OMB control number.

Substitute for form 1449/PTO

**INFORMATION DISCLOSURE
STATEMENT BY APPLICANT**

(Use as many sheets as necessary)

Sheet 4 of 9

Complete if Known

Application Number	13/158,372
Filing Date	6-10-2011
First Named Inventor	Scott Fullam
Art Unit	1742
Examiner Name	Unassigned
Attorney Docket Number	ALI-001

U. S. PATENT DOCUMENTS

Examiner Initials*	Cite No. ¹	Document Number	Publication Date MM-DD-YYYY	Name of Patentee or Applicant of Cited Document	Pages, Columns, Lines, Where Relevant Passages or Relevant Figures Appear
		Number-Kind Code ² (if known)			
		US- 11088002	11-03-2005	Slivoric et al.	
		US- 11239748	11-23-2006	Slivoric et al.	
		US- 11322010	06-08-2006	Teller et al.	
		US- 11434949	10-05-2006	Teller et al.	
		US- 11481147	02-15-2007	Slivoric et al.	
		US- 11724373	07-26-2007	Teller et al.	
		US- 11925906	07-31-2008	Teller et al.	
		US- 11925965	07-17-2008	Slivoric et al.	
		US- 11928039	07-10-2008	Slivoric et al.	
		US- 11928302	07-31-2008	Farrington et al.	
		US- 11930036	07-10-2008	Teller et al.	
		US- 11930053	07-10-2008	Teller et al.	
		US- 11930081	07-03-2008	Teller et al.	
		US- 11930091	07-03-2008	Teller et al.	
		US- 11930092	07-17-2008	Teller et al.	
		US- 11930094	07-17-2008	Teller et al.	
		US- 12033728	01-01-2009	Slivoric et al.	
		US- 12033722	01-01-2009	Slivoric et al.	
		US- 12033731	12-25-2008	Slivoric et al.	

FOREIGN PATENT DOCUMENTS

Examiner Initials*	Cite No. ¹	Foreign Patent Document	Publication Date MM-DD-YYYY	Name of Patentee or Applicant of Cited Document	Pages, Columns, Lines, Where Relevant Passages Or Relevant Figures Appear	T ³
		Country Code ⁴ Number ⁵ Kind Code ⁶ (if known)				
		KR-1020027017525		Teller et al.		
		CA-2454655		Teller et al.		
		EP-2002768402		Teller et al.		
		IL-160079		Teller et al.		
		JP-2003519861		Teller et al.		
		KR-102004001744		Teller et al.		

Examiner Signature		Date Considered	
--------------------	--	-----------------	--

*EXAMINER: Initial if reference considered, whether or not citation is in conformance with MPEP 609. Draw line through citation if not in conformance and not considered. Include copy of this form with next communication to applicant. ¹ Applicant's unique citation designation number (optional). ² See Kinds Codes of USPTO Patent Documents at www.uspto.gov or MPEP 901.04. ³ Enter Office that issued the document, by the two-letter code (WIPO Standard ST.3). ⁴ For Japanese patent documents, the indication of the year of the reign of the Emperor must precede the serial number of the patent document. ⁵ Kind of document by the appropriate symbols as indicated on the document under WIPO Standard ST.16 if possible. ⁶ Applicant is to place a check mark here if English language translation is attached.

This collection of information is required by 37 CFR 1.97 and 1.98. The information is required to obtain or retain a benefit by the public which is to file (and by the USPTO to process) an application. Confidentiality is governed by 35 U.S.C. 122 and 37 CFR 1.14. This collection is estimated to take 2 hours to complete, including gathering, preparing, and submitting the completed application form to the USPTO. Time will vary depending upon the individual case. Any comments on the amount of time you require to complete this form and/or suggestions for reducing this burden, should be sent to the Chief Information Officer, U.S. Patent and Trademark Office, P.O. Box 1450, Alexandria, VA 22313-1450. DO NOT SEND FEES OR COMPLETED FORMS TO THIS ADDRESS. **SEND TO: Commissioner for Patents, P.O. Box 1450, Alexandria, VA 22313-1450.**

If you need assistance in completing the form, call 1-800-PTO-9199 (1-800-786-9199) and select option 2.

Receipt date: 02/29/2012

13158372 - GAU: 1744

PTO/SB/08a (07-09)

Approved for use through 07/31/2012. OMB 0651-0031

U.S. Patent and Trademark Office; U.S. DEPARTMENT OF COMMERCE

Under the Paperwork Reduction Act of 1995, no persons are required to respond to a collection of information unless it contains a valid OMB control number.

Substitute for form 1449/PTO

**INFORMATION DISCLOSURE
STATEMENT BY APPLICANT**

(Use as many sheets as necessary)

Sheet 5 of 9

Complete if Known

Application Number	13/158,372
Filing Date	6-10-2011
First Named Inventor	Scott Fullam
Art Unit	1742
Examiner Name	Unassigned
Attorney Docket Number	ALI-001

U. S. PATENT DOCUMENTS

Examiner Initials*	Cite No. ¹	Document Number	Publication Date MM-DD-YYYY	Name of Patentee or Applicant of Cited Document	Pages, Columns, Lines, Where Relevant Passages or Relevant Figures Appear
		Number-Kind Code ² (if known)			
		US- 12033737	12-25-2008	Stivoric et al.	
		US- 12033744	12-25-2008	Stivoric et al.	
		US- 12033746	12-25-2008	Stivoric et al.	
		US- 12033751	12-25-2008	Stivoric et al.	
		US- 12033753	12-25-2008	Stivoric et al.	
		US- 12033760	12-25-2008	Stivoric et al.	
		US- 12033766	12-25-2008	Stivoric et al.	
		US- 12217299	07-09-2009	Stivoric et al.	
		US- 12840109	11-11-2010	Farrington et al.	
		US- 10682293	07-08-2004	Teller et al.	
		US- 60729663		Donald G. Stein	
		US- 60727357		Pacione et al.	
		US- 60555280		Pacione et al.	
		US- 60502746		Bucher et al.	
		US- 60417163		Andre et al.	
		US- 60729683		Stivoric et al.	
		US- 60958516		Andre et al.	
		US- 60510013		Farrington et al.	
		US- 60502764		Stivoric et al.	

FOREIGN PATENT DOCUMENTS

Examiner Initials*	Cite No. ¹	Foreign Patent Document	Publication Date MM-DD-YYYY	Name of Patentee or Applicant of Cited Document	Pages, Columns, Lines, Where Relevant Passages Or Relevant Figures Appear	T ³
		Country Code ⁴ Number ⁵ Kind Code ⁶ (if known)				
		CA-2560323		Stivoric et al.		
		IL-178183		Stivoric et al.		
		JP-200750091		Stivoric et al.		
		EP-2005732135		Stivoric et al.		
		EP-2009870687		Ward et al.		
		CA-2496579		Stivoric et al.		

Examiner Signature		Date Considered	
--------------------	--	-----------------	--

*EXAMINER: Initial if reference considered, whether or not citation is in conformance with MPEP 609. Draw line through citation if not in conformance and not considered. Include copy of this form with next communication to applicant. ¹ Applicant's unique citation designation number (optional). ² See Kinds Codes of USPTO Patent Documents at www.uspto.gov or MPEP 901.04. ³ Enter Office that issued the document, by the two-letter code (WIPO Standard ST.3). ⁴ For Japanese patent documents, the indication of the year of the reign of the Emperor must precede the serial number of the patent document. ⁵ Kind of document by the appropriate symbols as indicated on the document under WIPO Standard ST.16 if possible. ⁶ Applicant is to place a check mark here if English language Translation is attached.

This collection of information is required by 37 CFR 1.97 and 1.98. The information is required to obtain or retain a benefit by the public which is to file (and by the USPTO to process) an application. Confidentiality is governed by 35 U.S.C. 122 and 37 CFR 1.14. This collection is estimated to take 2 hours to complete, including gathering, preparing, and submitting the completed application form to the USPTO. Time will vary depending upon the individual case. Any comments on the amount of time you require to complete this form and/or suggestions for reducing this burden, should be sent to the Chief Information Officer, U.S. Patent and Trademark Office, P.O. Box 1450, Alexandria, VA 22313-1450. DO NOT SEND FEES OR COMPLETED FORMS TO THIS ADDRESS. **SEND TO: Commissioner for Patents, P.O. Box 1450, Alexandria, VA 22313-1450.**

If you need assistance in completing the form, call 1-800-PTO-9199 (1-800-786-9199) and select option 2.

Receipt date: 02/29/2012

13158372 - GAU: 1744

PTO/SB/08a (07-09)

Approved for use through 07/31/2012. OMB 0651-0031
U.S. Patent and Trademark Office; U.S. DEPARTMENT OF COMMERCE

Under the Paperwork Reduction Act of 1995, no persons are required to respond to a collection of information unless it contains a valid OMB control number.

Substitute for form 1449/PTO

**INFORMATION DISCLOSURE
STATEMENT BY APPLICANT**

(Use as many sheets as necessary)

Sheet 6

of 9

Complete if Known

Application Number	13/158,372
Filing Date	6-10-2011
First Named Inventor	Scott Fullam
Art Unit	1742
Examiner Name	Unassigned
Attorney Docket Number	ALI-001

U. S. PATENT DOCUMENTS

Examiner Initials*	Cite No. ¹	Document Number	Publication Date MM-DD-YYYY	Name of Patentee or Applicant of Cited Document	Pages, Columns, Lines, Where Relevant Passages or Relevant Figures Appear
		Number-Kind Code ² (if known)			
		US- 60901952		Stivoric et al.	
		US- 11925900	05-07-2009	Teller et al.	
		US- 11925903	07-31-2008	Teller et al.	
		US- 11925908	07-17-2008	Teller et al.	
		US- 11876601		Stivoric et al.	
		US- 11930405	07-24-2008	Teller et al.	
		US- 11928059	09-04-2008	Stivoric et al.	
		US- 11928027	07-03-2008	Stivoric et al.	
		US- 11928051	07-10-2008	Stivoric et al.	
		US- 11930100	07-17-2008	Teller et al.	
		US- 11930048	07-10-2008	Teller et al.	
		US- 11930101	07-10-2008	Teller et al.	
		US- 11927365	11-20-2008	Stivoric et al.	
		US- 11927276	11-20-2008	Stivoric et al.	
		US- 8047966	09-03-2009	Dorogusker et al.	
		US- 8083643	04-28-2011	Can Ng et al.	
		US- 6356940		Brian Robert Short	
		US- 5974262		Fuller et al.	
		US- 13253000		Ram David Alva Fish	

FOREIGN PATENT DOCUMENTS

Examiner Initials*	Cite No. ¹	Foreign Patent Document	Publication Date MM-DD-YYYY	Name of Patentee or Applicant of Cited Document	Pages, Columns, Lines, Where Relevant Passages Or Relevant Figures Appear	T ³
		Country Code ⁴ Number ⁵ Kind Code ⁶ (if known)				
		EP-2003793253		Stivoric et al.		
		IL-167045		Stivoric et al.		
		JP-2004529815		Stivoric et al.		
		KR-1020057003029		Stivoric et al.		
		MX-PA/a/2005/002024		Teller et al.		
		EP-2005730171		Stivoric et al.		

Examiner Signature		Date Considered	
--------------------	--	-----------------	--

*EXAMINER: Initial if reference considered, whether or not citation is in conformance with MPEP 609. Draw line through citation if not in conformance and not considered. Include copy of this form with next communication to applicant. ¹ Applicant's unique citation designation number (optional). ² See Kinds Codes of USPTO Patent Documents at www.uspto.gov or MPEP 901.04. ³ Enter Office that issued the document, by the two-letter code (WIPO Standard ST.3). ⁴ For Japanese patent documents, the indication of the year of the reign of the Emperor must precede the serial number of the patent document. ⁵ Kind of document by the appropriate symbols as indicated on the document under WIPO Standard ST.16 if possible. ⁶ Applicant is to place a check mark here if English language Translation is attached.

This collection of information is required by 37 CFR 1.97 and 1.98. The information is required to obtain or retain a benefit by the public which is to file (and by the USPTO to process) an application. Confidentiality is governed by 35 U.S.C. 122 and 37 CFR 1.14. This collection is estimated to take 2 hours to complete, including gathering, preparing, and submitting the completed application form to the USPTO. Time will vary depending upon the individual case. Any comments on the amount of time you require to complete this form and/or suggestions for reducing this burden, should be sent to the Chief Information Officer, U.S. Patent and Trademark Office, P.O. Box 1450, Alexandria, VA 22313-1450. DO NOT SEND FEES OR COMPLETED FORMS TO THIS ADDRESS. **SEND TO: Commissioner for Patents, P.O. Box 1450, Alexandria, VA 22313-1450.**

If you need assistance in completing the form, call 1-800-PTO-9199 (1-800-786-9199) and select option 2.

Receipt date: 02/29/2012

13158372 - GAU: 1744

PTO/SB/08a (07-09)

Approved for use through 07/31/2012. OMB 0651-0031

U.S. Patent and Trademark Office; U.S. DEPARTMENT OF COMMERCE

Under the Paperwork Reduction Act of 1995, no persons are required to respond to a collection of information unless it contains a valid OMB control number.

Substitute for form 1449/PTO

**INFORMATION DISCLOSURE
STATEMENT BY APPLICANT**

(Use as many sheets as necessary)

Sheet 7 of 9

Complete if Known

Application Number	13/158,372
Filing Date	6-10-2011
First Named Inventor	Scott Fullam
Art Unit	1742
Examiner Name	Unassigned
Attorney Docket Number	ALI-001

U. S. PATENT DOCUMENTS

Examiner Initials*	Cite No. ¹	Document Number	Publication Date MM-DD-YYYY	Name of Patentee or Applicant of Cited Document	Pages, Columns, Lines, Where Relevant Passages or Relevant Figures Appear
		Number-Kind Code ² (if known)			
		US- 13182352	01-05-2012	Nazarian et al.	
		US- 7993276	04-20-2006	Nazarian et al.	
		US- 12560069	08-26-2010	Nadkarni et al.	
		US- 12621099	09-30-2010	Nadkarni et al.	
		US- 12823280	01-06-2011	Bentley et al.	
		US- 12883304	03-17-2011	Jangle et al.	
		US- 12891108	03-17-2011	Jangle et al.	
		US- 13204658	11-24-2011	Jangle et al.	
		US- 61210821		Ram David Adva Fish	
		US- 61210862		Ram David Adva Fish	
		US- 12730194	09-23-2010	Ram David Adva Fish	
		US- 12730199	09-23-2010	Ram David Adva Fish	
		US- 61630064		Ram David Adva Fish	
		US- 61627891		Ram David Adva Fish	
		US- 61516478		Fish et al.	
		US- 61516477		Ram David Adva Fish	
		US- 6714859		Jones, Marlin Kelly	
		US- 6952645		Jones, Marlin Kelly	
		US- 7030781		Jones, Marlin Kelly	

FOREIGN PATENT DOCUMENTS

Examiner Initials*	Cite No. ¹	Foreign Patent Document	Publication Date MM-DD-YYYY	Name of Patentee or Applicant of Cited Document	Pages, Columns, Lines, Where Relevant Passages Or Relevant Figures Appear	T ³
		Country Code ⁴ Number ⁵ Kind Code ⁶ (if known)				
		CA-2441962		Stivoric et al.		
		EP-2002733920		Stivoric et al.		
		IL-158067		Stivoric et al.		
		JP-2002576812		Stivoric et al.		
		KR-1020037012845		Stivoric et al.		

Examiner Signature		Date Considered	
--------------------	--	-----------------	--

*EXAMINER: Initial if reference considered, whether or not citation is in conformance with MPEP 609. Draw line through citation if not in conformance and not considered. Include copy of this form with next communication to applicant. ¹ Applicant's unique citation designation number (optional). ² See Kinds Codes of USPTO Patent Documents at www.uspto.gov or MPEP 901.04. ³ Enter Office that issued the document, by the two-letter code (WIPO Standard ST.3). ⁴ For Japanese patent documents, the indication of the year of the reign of the Emperor must precede the serial number of the patent document. ⁵ Kind of document by the appropriate symbols as indicated on the document under WIPO Standard ST.16 if possible. ⁶ Applicant is to place a check mark here if English language Translation is attached.

This collection of information is required by 37 CFR 1.97 and 1.98. The information is required to obtain or retain a benefit by the public which is to file (and by the USPTO to process) an application. Confidentiality is governed by 35 U.S.C. 122 and 37 CFR 1.14. This collection is estimated to take 2 hours to complete, including gathering, preparing, and submitting the completed application form to the USPTO. Time will vary depending upon the individual case. Any comments on the amount of time you require to complete this form and/or suggestions for reducing this burden, should be sent to the Chief Information Officer, U.S. Patent and Trademark Office, P.O. Box 1450, Alexandria, VA 22313-1450. DO NOT SEND FEES OR COMPLETED FORMS TO THIS ADDRESS. **SEND TO: Commissioner for Patents, P.O. Box 1450, Alexandria, VA 22313-1450.**

If you need assistance in completing the form, call 1-800-PTO-9199 (1-800-786-9199) and select option 2.

13158372 - GAU: 1744

Approved for use through 07/31/2012. OMB 0661-0001

U.S. Patent and Trademark Office; U.S. DEPARTMENT OF COMMERCE

Under the Paperwork Reduction Act of 1995, no persons are required to respond to a collection of information unless it contains a valid OMB control number.

Complete if Known

(Use as many sheets as necessary)

Sheet 8 of 9

Application Number	13/158,372
Filing Date	6-10-2011
First Named Inventor	Scott Fullam
Art Unit	1742
Examiner Name	Unassigned
Attorney Docket Number	ALI-001

U. S. PATENT DOCUMENTS					
Examiner Initials*	Cite No. ¹	Document Number	Publication Date MM-DD-YYYY	Name of Patentee or Applicant of Cited Document	Pages, Columns, Lines, Where Relevant Passages or Relevant Figures Appear
		Number-Kind Code ^{2 (if known)}			
		US- 7400970		Jones, Martin Kelly	
		US- 6904359		Jones, Martin Kelly	
		US- 6486801		Jones, Martin Kelly	
		US- 13405241		Rahman et al.	
		US- 13158416		Drysdale et al.	
		US- 13135728		Drysdale et al.	
		US- 61495995		Drysdale et al.	
		US- 13180320		Rahman et al.	
		US- 61495994		Drysdale et al.	
		US- 13181512		Rahman et al.	
		US- 61495997		Drysdale et al.	
		US- 61495996		Drysdale et al.	
		US- 61511541		Jerry Miao	
		US- 13247975		Sashittal et al.	
		US- 13180000		Rahman et al.	
		US- 61507091		Rahman et al.	
		US- 61572204		Rahman et al.	
		US- 61572206		Rahman et al.	
		US- 13181495		Rahman et al.	

[illegible]

Examiner
Signature

Date	
Considered	

*EXAMINER: Initial reference considered, whether or not citation is in conformance with MPEP 609. Draw line through citation if not in conformance and not considered. Include copy of this form with next communication to applicant. ¹ Applicant's unique citation designation number (optional). ² See Kinds Codes of USPTO Patent Documents at www.uspto.gov or MPEP 901.04. ³ Enter Office that issued the document, by the two-letter code (WIPO Standard ST.3). ⁴ For Japanese patent documents, the indication of the year of the reign of the Emperor must precede the serial number of the patent document. ⁵ Kind of document by the appropriate symbols as indicated on the document under WIPO Standard ST.16 if possible. ⁶ Applicant is to place a check mark here if English language Translation is attached.

This collection of information is required by 37 CFR 1.97 and 1.98. The information is required to obtain or retain a benefit by the public which is to file (and by the USPTO to process) an application. Confidentiality is governed by 35 U.S.C. 122 and 37 CFR 1.14. This collection is estimated to take 2 hours to complete, including gathering, preparing, and submitting the completed application form to the USPTO. Time will vary depending upon the individual case. Any comments on the amount of time you require to complete this form and/or suggestions for reducing this burden, should be sent to the Chief Information Officer, U.S. Patent and Trademark Office, P.O. Box 1450, Alexandria, VA 22313-1450. DO NOT SEND FEES OR COMPLETED FORMS TO THIS ADDRESS. SEND TO: Commissioner for Patents, P.O. Box 1450, Alexandria, VA 22313-1450.

If you need assistance in completing the form, call 1-800-PTO-9199 (1-800-786-9199) and select option 2.

Receipt date: 02/29/2012

13158372 - GAU: 1744

PTO/SB/08a (07-09)

Approved for use through 07/31/2012. OMB 0651-0031
U.S. Patent and Trademark Office; U.S. DEPARTMENT OF COMMERCE

Under the Paperwork Reduction Act of 1995, no persons are required to respond to a collection of information unless it contains a valid OMB control number.

Substitute for form 1449/PTO

INFORMATION DISCLOSURE STATEMENT BY APPLICANT

(Use as many sheets as necessary)

Sheet 9 of 9

Complete if Known

Application Number	13/158,372
Filing Date	6-10-2011
First Named Inventor	Scott Fullam
Art Unit	1742
Examiner Name	Unassigned
Attorney Docket Number	ALI-001

U. S. PATENT DOCUMENTS

Examiner Initials*	Cite No. ¹	Document Number Number-Kind Code ^{2 (if known)}	Publication Date MM-DD-YYYY	Name of Patentee or Applicant of Cited Document	Pages, Columns, Lines, Where Relevant Passages or Relevant Figures Appear
		US- 13181511		Rahman et al.	
		US- 13181486		Rahman et al.	
		US- 13181500		Rahman et al.	
		US- 13181498		Rahman et al.	
		US- 13181513		Rahman et al.	
		US- 13361919		Rahman et al.	
		US- 13405240	02-25-2012	Drysdale et al.	
		US-			
		US-			
		US-			
		US-			
		US-			
		US-			
		US-			
		US-			
		US-			
		US-			
		US-			
		US-			
		US-			
		US-			
		US-			
		US-			

FOREIGN PATENT DOCUMENTS

Examiner Initials*	Cite No. ¹	Foreign Patent Document Country Code ³ Number ⁴ Kind Code ⁵ (if known)	Publication Date MM-DD-YYYY	Name of Patentee or Applicant of Cited Document	Pages, Columns, Lines, Where Relevant Passages Or Relevant Figures Appear	T ⁶

Examiner Signature		Date Considered	
--------------------	--	-----------------	--

*EXAMINER: Initial if reference considered, whether or not citation is in conformance with MPEP 609. Draw line through citation if not in conformance and not considered. Include copy of this form with next communication to applicant. ¹ Applicant's unique citation designation number (optional). ² See Kinds Codes of USPTO Patent Documents at www.uspto.gov or MPEP 901.04. ³ Enter Office that issued the document, by the two-letter code (WIPO Standard ST.3). ⁴ For Japanese patent documents, the indication of the year of the reign of the Emperor must precede the serial number of the patent document. ⁵ Kind of document by the appropriate symbols as indicated on the document under WIPO Standard ST.16 if possible. ⁶ Applicant is to place a check mark here if English language Translation is attached.

This collection of information is required by 37 CFR 1.97 and 1.98. The information is required to obtain or retain a benefit by the public which is to file (and by the USPTO to process) an application. Confidentiality is governed by 35 U.S.C. 122 and 37 CFR 1.14. This collection is estimated to take 2 hours to complete, including gathering, preparing, and submitting the completed application form to the USPTO. Time will vary depending upon the individual case. Any comments on the amount of time you require to complete this form and/or suggestions for reducing this burden, should be sent to the Chief Information Officer, U.S. Patent and Trademark Office, P.O. Box 1450, Alexandria, VA 22313-1450. DO NOT SEND FEES OR COMPLETED FORMS TO THIS ADDRESS. **SEND TO: Commissioner for Patents, P.O. Box 1450, Alexandria, VA 22313-1450.**

If you need assistance in completing the form, call 1-800-PTO-9199 (1-800-786-9199) and select option 2.




UNITED STATES PATENT AND TRADEMARK OFFICE

UNITED STATES DEPARTMENT OF COMMERCE
 United States Patent and Trademark Office
 Address: COMMISSIONER FOR PATENTS
 P.O. Box 1450
 Alexandria, Virginia 22313-1450
 www.uspto.gov

BIB DATA SHEET

CONFIRMATION NO. 9277

SERIAL NUMBER 13/158,372	FILING or 371(c) DATE 06/10/2011 RULE	CLASS 264	GROUP ART UNIT 1744	ATTORNEY DOCKET NO. ALI-001		
APPLICANTS Scott Fullam, Palo Alto, CA; Skip Thomas Orvis, Sunnyvale, CA; ** CONTINUING DATA ***** ** FOREIGN APPLICATIONS ***** ** IF REQUIRED, FOREIGN FILING LICENSE GRANTED *** SMALL ENTITY ** 06/22/2011						
Foreign Priority claimed <input type="checkbox"/> Yes <input checked="" type="checkbox"/> No 35 USC 119(a-d) conditions met <input type="checkbox"/> Yes <input checked="" type="checkbox"/> No Verified and /EDMUND H LEE/ Acknowledged Examiner's Signature		<input type="checkbox"/> Met after Allowance Initials	STATE OR COUNTRY CA	SHEETS DRAWINGS 10	TOTAL CLAIMS 27	INDEPENDENT CLAIMS 4
ADDRESS Kokka & Backus, PC 703 High Street Palo Alto, CA 94301 UNITED STATES						
TITLE COMPONENT PROTECTIVE OVERMOLDING						
FILING FEE RECEIVED 1804	FEES: Authority has been given in Paper No. _____ to charge/credit DEPOSIT ACCOUNT No. _____ for following:		<input type="checkbox"/> All Fees			
			<input type="checkbox"/> 1.16 Fees (Filing)			
			<input type="checkbox"/> 1.17 Fees (Processing Ext. of time)			
			<input type="checkbox"/> 1.18 Fees (Issue)			
			<input type="checkbox"/> Other _____			
			<input type="checkbox"/> Credit			

Search Notes 	Application/Control No.		Applicant(s)/Patent under Reexamination	
	13/158,372		FULLAM ET AL.	
	Examiner		Art Unit	
	EDMUND LEE		1744	

SEARCHED			
Class	Subclass	Date	Examiner

INTERFERENCE SEARCHED			
Class	Subclass	Date	Examiner

SEARCH NOTES (INCLUDING SEARCH STRATEGY)		
	DATE	EXMR
264/255, 272.14,272.15,272.17,	10/23/2013	EHL
east		
related cases: 13158416,13427839,13135728		
inventor		

IN THE UNITED STATES PATENT AND TRADEMARK OFFICE

In re the Application of:
Fullam et al.

Application Serial No.: 13/158,372

Filing Date: June 10, 2011

For: COMPONENT PROTECTIVE
OVERMOLDING

Examiner: LEE, Edmund H.

Confirmation No.: 9277

Group Art Unit: 1744


Transmission Date: January 22, 2014

Atty. Docket No.: ALI-001

CERTIFICATE OF TRANSMISSION

I hereby certify that this correspondence is being transmitted via the U.S. Patent and Trademark Office electronic filing system (EFS-Web) to the USPTO on **January 22, 2014**.

Signed: _____


Mark C. Cleland

AMENDMENT A

Dear Sir or Madam:

Please find enclosed a complete, updated claim listing and remarks in response to the Office Action mailed October 25, 2013.

CLAIM LISTING

Please amend claims 1, 2, 4, 10, 18 and 19 and cancel claim 3 as indicated below.

1. (Currently amended) A method, comprising:
selectively applying protective material substantially over one or more elements coupled to a framework;

molding a first protective layer over the framework the one or more elements, and the protective material, after the protective material has been selectively applied, the first protective layer being configured to cover the framework and each of the one or more elements; [[and]]

molding a second protective layer over the first protective layer, the first protective layer being configured to cover the framework and to provide a cosmetic surface configured to receive a pattern, ~~the second protective layer being removable if a defect is yielded during an inspection;~~
and

performing an inspection after molding the second protective layer, the second protective layer being configured to be removed if a defect is detected during the inspection, and the first protective layer being configured to be retained if the defect is detected during the inspection.

2. (Currently amended) The method of claim 1, further comprising performing [[an]] another inspection after molding the first protective layer and before molding the second protective layer.

3. (Canceled)

4. (Currently amended) The method of claim 1, wherein the second protective layer is removed if ~~[[an]]~~ the inspection after molding the second protective layer yields ~~[[a]]~~ the defect in the second protective layer.

5. (Original) The method of claim 1, wherein the protective material comprises an ultra violet curable material.

6. (Original) The method of claim 1, wherein the first protective layer comprises a thermoplastic.

7. (Original) The method of claim 1, wherein the first protective layer comprises a polymer.

8. (Original) The method of claim 1, wherein the first protective layer comprises an elastomer.

9. (Original) The method of claim 1, wherein the first protective layer comprises a thermoplastic elastomer.

10. (Currently amended) A method, comprising:

selectively applying protective material substantially over one or more elements coupled to a framework;

forming a first protective layer substantially over the framework, the one or more elements, and the protective material, after the protective material has been selectively applied;

[[and]]

forming a second protective layer substantially over the first protective layer, the first protective layer being configured to protect the framework and to provide a cosmetic surface, ~~the second protective layer being removable if a defect is yielded during an inspection; and~~

performing an inspection after forming the second protective layer, the second protective layer being configured to be removed if a defect is detected during the inspection, and the first protective layer being configured to be retained if the defect is detected during the inspection.

11. (Canceled)

12. (Original) The method of claim 10, wherein the protective material comprises an epoxy.

13. (Original) The method of claim 10, wherein the protective material comprises an ultra violet curable material configured to prevent damage to the one or more elements when the first protective layer or the second protective layer are formed.

14. (Original) The method of claim 10, wherein the one or more elements comprises a structure configured to use electrical power from a battery to generate a vibration.

15. (Original) The method of claim 10, wherein the one or more elements comprises a printed circuit board assembly.
16. (Original) The method of claim 10, wherein the one or more elements comprises a memory configured to store data.
17. (Original) The method of claim 10, wherein the one or more elements comprises a processor.
18. (Currently amended) A method, comprising:
selectively applying a protective material substantially over one or more elements coupled to a framework; [[and]]
forming a molding substantially over the framework, the one or more elements coupled to the framework, and the protective material, an outer surface of the molding being configured to receive a cosmetic design; and
performing an inspection after forming the molding, the molding being configured to be removed if a defect is detected during the inspection, and the protective material being configured to be retained if the defect is detected during the inspection.

19. (Currently amended) A method, comprising:

selectively applying a protective material substantially over one or more elements coupled to a framework;

forming an inner molding substantially over the framework, the one or more elements coupled to the framework, and the protective material, the inner molding being formed after the protective material has been selectively applied; [[and]]

forming an outer molding substantially over the inner molding, the outer molding being configured to protect the framework and to provide a surface configured to receive a pattern, ~~the outer molding being removable if a defect is found during an inspection performed after the outer molding is formed; and~~

performing an inspection after forming the outer molding, the outer molding being configured to be removed if a defect is detected during the inspection, and the inner molding being configured to be retained if the defect is detected during the inspection.

20. (Original) The method of claim 19, wherein the framework comprises a metal.

21. (Original) The method of claim 19, wherein the framework comprises an alloy.

22. (Original) The method of claim 19, wherein at least one of the one or more elements is an accelerometer.

23. (Original) The method of claim 19, wherein at least one of the one or more elements is an analog audio plug.

24. (Original) The method of claim 22, wherein the analog audio plug is a TRRS.
25. (Original) The method of claim 19, further comprising forming another outer molding if the defect is found in the outer molding, the another outer molding being formed after the outer molding is removed.
26. (Original) The method of claim 19, wherein the outer molding is configured to be impermeable.
27. (Original) The method of claim 19, wherein the second protective material is configured to receive a pattern formed on an outer surface of the second protective material.

REMARKS

Claims 1, 2, 4, 10, 18 and 19 have been amended and claim 3 has been canceled. Claims 1-2, 4-10 and 12-27 remain pending.

The Examiner has provisionally rejected claims 1, 10, 18 and 19 on the ground of non-statutory obviousness-type double patenting as being unpatentable over claims 1 and 16 of co-pending Application No. 13/427,839. The Examiner has provisionally rejected claims 1-10 and 12-27 on the ground of non-statutory obviousness-type double patenting as being unpatentable over claims 1, 12 and 21 of co-pending Application No. 13/135,728. The Examiner has provisionally rejected claims 1-10 and 12-27 on the ground of non-statutory obviousness-type double patenting as being unpatentable over claims 28-54 of co-pending Application No. 13/158,416. The Examiner has provisionally rejected claims 1-10, 12-17 and 19-27 as being indefinite. The Examiner has rejected claims 1, 7, 8, 10, 12, 15, 17, 18, 19, 20, 26 and 27 under 35 U.S.C. § 102 as being unpatentable over U.S. Patent No. 5,998,867 to Jensen et al. ("Jensen"). The Examiner has rejected claims 2-6, 9, 13-14, 16 and 21-25 under 35 U.S.C. § 103 as being unpatentable over Jensen.

Regarding the double-patenting rejections, the instant application is the earlier filed application of Application No. 13/427,839 (filed March 22, 2012), Application No. 13/135,728 (filed July 12, 2011) and Application No. 13/158,416 (filed June 11, 2011). A terminal disclaimer was filed on May 30, 2013 in Application No. 13/427,839, now issued as U.S. Patent No. 8,529,811. Pursuant to MPEP § 804, "If a 'provisional' nonstatutory obviousness-type double patenting (ODP) rejection is the only rejection remaining in the earlier filed of the two pending applications, while the later-filed application is rejectable on other grounds, the

examiner should withdraw that rejection and permit the earlier-filed application to issue as a patent without a terminal disclaimer,” and “If ‘provisional’ ODP rejections in two applications are the only rejections remaining in those applications, the examiner should withdraw the ODP rejection in the earlier filed application thereby permitting that application to issue without need of a terminal disclaimer.” Therefore, Applicants believe that a terminal disclaimer is not required in the instant application.

The rejections are respectfully traversed. As amended, claim 1 recites “...performing an inspection after molding the second protective layer, the second protective layer being configured to be removed if a defect is detected during the inspection, and the first protective layer being configured to be retained if the defect is detected during the inspection....” Jensen does not describe, disclose, teach, suggest, or motivate “...performing an inspection after molding the second protective layer, the second protective layer being configured to be removed if a defect is detected during the inspection, and the first protective layer being configured to be retained if the defect is detected during the inspection....” Thus, Applicants submit that claim 1 is allowable for the reasons stated above.

Claims 10, 18 and 19 have been similarly amended and are believed to be allowable for the same reasons described above.

Claims 2 and 4-9 depend from claim 1, 12-17 depend from claim 10, and claims 20-27 depend from claim 19, and are believed to be allowable for the same reasons described above.

Reconsideration of the application and allowance of all claims are respectfully requested based on the preceding remarks. If at any time the Examiner believes that an interview would be helpful, please contact the undersigned.

Respectfully submitted,

A handwritten signature in black ink, appearing to read "Daisy Yau", with a stylized flourish at the end.

Daisy S. Yau
Reg. No. 58,691

KOKKA & BACKUS, PC
703 High Street
Palo Alto, CA 94301-2447
Tel: (650) 566-9916
Fax: (650) 566-9922

Electronic Acknowledgement Receipt	
EFS ID:	17990505
Application Number:	13158372
International Application Number:	
Confirmation Number:	9277
Title of Invention:	COMPONENT PROTECTIVE OVERMOLDING
First Named Inventor/Applicant Name:	Scott Fullam
Customer Number:	15516
Filer:	Daisy S. Yau
Filer Authorized By:	
Attorney Docket Number:	ALI-001
Receipt Date:	22-JAN-2014
Filing Date:	10-JUN-2011
Time Stamp:	19:02:58
Application Type:	Utility under 35 USC 111(a)

Payment information:

Submitted with Payment	no
------------------------	----

File Listing:

Document Number	Document Description	File Name	File Size(Bytes)/ Message Digest	Multi Part /.zip	Pages (if appl.)
1	Amendment/Req. Reconsideration-After Non-Final Reject	ALI-001_Amendment_A_asfile d.pdf	94029 6fb2c87c57669c6143f542944d21713f128c6b00	no	10

Warnings:

Information:

This Acknowledgement Receipt evidences receipt on the noted date by the USPTO of the indicated documents, characterized by the applicant, and including page counts, where applicable. It serves as evidence of receipt similar to a Post Card, as described in MPEP 503.

New Applications Under 35 U.S.C. 111

If a new application is being filed and the application includes the necessary components for a filing date (see 37 CFR 1.53(b)-(d) and MPEP 506), a Filing Receipt (37 CFR 1.54) will be issued in due course and the date shown on this Acknowledgement Receipt will establish the filing date of the application.

National Stage of an International Application under 35 U.S.C. 371

If a timely submission to enter the national stage of an international application is compliant with the conditions of 35 U.S.C. 371 and other applicable requirements a Form PCT/DO/EO/903 indicating acceptance of the application as a national stage submission under 35 U.S.C. 371 will be issued in addition to the Filing Receipt, in due course.

New International Application Filed with the USPTO as a Receiving Office

If a new international application is being filed and the international application includes the necessary components for an international filing date (see PCT Article 11 and MPEP 1810), a Notification of the International Application Number and of the International Filing Date (Form PCT/RO/105) will be issued in due course, subject to prescriptions concerning national security, and the date shown on this Acknowledgement Receipt will establish the international filing date of the application.

Under the Paperwork Reduction Act of 1995, no persons are required to respond to a collection of information unless it displays a valid OMB control number.

PATENT APPLICATION FEE DETERMINATION RECORD Substitute for Form PTO-875				Application or Docket Number 13/158,372		Filing Date 06/10/2011		<input type="checkbox"/> To be Mailed				
ENTITY: <input type="checkbox"/> LARGE <input checked="" type="checkbox"/> SMALL <input type="checkbox"/> MICRO												
APPLICATION AS FILED – PART I												
(Column 1)		(Column 2)										
FOR		NUMBER FILED		NUMBER EXTRA		RATE (\$)		FEE (\$)				
<input type="checkbox"/> BASIC FEE (37 CFR 1.16(a), (b), or (c))		N/A		N/A		N/A						
<input type="checkbox"/> SEARCH FEE (37 CFR 1.16(k), (i), or (m))		N/A		N/A		N/A						
<input type="checkbox"/> EXAMINATION FEE (37 CFR 1.16(o), (p), or (q))		N/A		N/A		N/A						
TOTAL CLAIMS (37 CFR 1.16(i))		minus 20 =		*		X \$		=				
INDEPENDENT CLAIMS (37 CFR 1.16(h))		minus 3 =		*		X \$		=				
<input type="checkbox"/> APPLICATION SIZE FEE (37 CFR 1.16(s))		If the specification and drawings exceed 100 sheets of paper, the application size fee due is \$310 (\$155 for small entity) for each additional 50 sheets or fraction thereof. See 35 U.S.C. 41(a)(1)(G) and 37 CFR 1.16(s).										
<input type="checkbox"/> MULTIPLE DEPENDENT CLAIM PRESENT (37 CFR 1.16(j))												
* If the difference in column 1 is less than zero, enter "0" in column 2.						TOTAL						
APPLICATION AS AMENDED – PART II												
(Column 1)		(Column 2)		(Column 3)								
AMENDMENT	01/22/2014		CLAIMS REMAINING AFTER AMENDMENT		HIGHEST NUMBER PREVIOUSLY PAID FOR		PRESENT EXTRA		RATE (\$)		ADDITIONAL FEE (\$)	
	Total (37 CFR 1.16(i))		* 25		Minus		** 27		= 0		X \$40 =	
	Independent (37 CFR 1.16(h))		* 4		Minus		***4		= 0		X \$210 =	
	<input type="checkbox"/> Application Size Fee (37 CFR 1.16(s))											
	<input type="checkbox"/> FIRST PRESENTATION OF MULTIPLE DEPENDENT CLAIM (37 CFR 1.16(j))											
	TOTAL ADD'L FEE										0	
(Column 1)		(Column 2)		(Column 3)								
AMENDMENT			CLAIMS REMAINING AFTER AMENDMENT		HIGHEST NUMBER PREVIOUSLY PAID FOR		PRESENT EXTRA		RATE (\$)		ADDITIONAL FEE (\$)	
	Total (37 CFR 1.16(i))		*		Minus		**		=		X \$ =	
	Independent (37 CFR 1.16(h))		*		Minus		***		=		X \$ =	
	<input type="checkbox"/> Application Size Fee (37 CFR 1.16(s))											
	<input type="checkbox"/> FIRST PRESENTATION OF MULTIPLE DEPENDENT CLAIM (37 CFR 1.16(j))											
	TOTAL ADD'L FEE											
<p>* If the entry in column 1 is less than the entry in column 2, write "0" in column 3.</p> <p>** If the "Highest Number Previously Paid For" IN THIS SPACE is less than 20, enter "20".</p> <p>*** If the "Highest Number Previously Paid For" IN THIS SPACE is less than 3, enter "3".</p> <p>The "Highest Number Previously Paid For" (Total or Independent) is the highest number found in the appropriate box in column 1.</p> <p style="text-align: right;">LIE /LAMONT MCCLAUCHLIN/</p>												

This collection of information is required by 37 CFR 1.16. The information is required to obtain or retain a benefit by the public which is to file (and by the USPTO to process) an application. Confidentiality is governed by 35 U.S.C. 122 and 37 CFR 1.14. This collection is estimated to take 12 minutes to complete, including gathering, preparing, and submitting the completed application form to the USPTO. Time will vary depending upon the individual case. Any comments on the amount of time you require to complete this form and/or suggestions for reducing this burden, should be sent to the Chief Information Officer, U.S. Patent and Trademark Office, U.S. Department of Commerce, P.O. Box 1450, Alexandria, VA 22313-1450. DO NOT SEND FEES OR COMPLETED FORMS TO THIS ADDRESS. **SEND TO: Commissioner for Patents, P.O. Box 1450, Alexandria, VA 22313-1450.**

If you need assistance in completing the form, call 1-800-PTO-9199 and select option 2.



UNITED STATES PATENT AND TRADEMARK OFFICE

UNITED STATES DEPARTMENT OF COMMERCE
United States Patent and Trademark Office
Address: COMMISSIONER FOR PATENTS
P.O. Box 1450
Alexandria, Virginia 22313-1450
www.uspto.gov

APPLICATION NO.	FILING DATE	FIRST NAMED INVENTOR	ATTORNEY DOCKET NO.	CONFIRMATION NO.
13/158,372	06/10/2011	Scott Fullam	ALI-001	9277
15516	7590	05/29/2014		
Kokka & Backus, PC 703 High Street Palo Alto, CA 94301			EXAMINER LEE, EDMUND H	
			ART UNIT 1744	PAPER NUMBER
			MAIL DATE 05/29/2014	DELIVERY MODE PAPER

Please find below and/or attached an Office communication concerning this application or proceeding.

The time period for reply, if any, is set in the attached communication.

Office Action Summary	Application No. 13/158,372	Applicant(s) FULLAM ET AL.	
	Examiner EDMUND LEE	Art Unit 1744	AIA (First Inventor to File) Status No

-- The MAILING DATE of this communication appears on the cover sheet with the correspondence address --

Period for Reply

A SHORTENED STATUTORY PERIOD FOR REPLY IS SET TO EXPIRE 3 MONTHS FROM THE MAILING DATE OF THIS COMMUNICATION.

- Extensions of time may be available under the provisions of 37 CFR 1.136(a). In no event, however, may a reply be timely filed after SIX (6) MONTHS from the mailing date of this communication.
- If NO period for reply is specified above, the maximum statutory period will apply and will expire SIX (6) MONTHS from the mailing date of this communication.
- Failure to reply within the set or extended period for reply will, by statute, cause the application to become ABANDONED (35 U.S.C. § 133). Any reply received by the Office later than three months after the mailing date of this communication, even if timely filed, may reduce any earned patent term adjustment. See 37 CFR 1.704(b).

Status

- 1) ☒ Responsive to communication(s) filed on 1/22/14.
☐ A declaration(s)/affidavit(s) under **37 CFR 1.130(b)** was/were filed on ____.
- 2a) ☒ This action is **FINAL**. 2b) ☐ This action is non-final.
- 3) ☐ An election was made by the applicant in response to a restriction requirement set forth during the interview on ____; the restriction requirement and election have been incorporated into this action.
- 4) ☐ Since this application is in condition for allowance except for formal matters, prosecution as to the merits is closed in accordance with the practice under *Ex parte Quayle*, 1935 C.D. 11, 453 O.G. 213.

Disposition of Claims*

- 5) ☒ Claim(s) 1,2,4-10 and 12-27 is/are pending in the application.
5a) Of the above claim(s) ____ is/are withdrawn from consideration.
- 6) ☐ Claim(s) ____ is/are allowed.
- 7) ☒ Claim(s) 1,2,4-10 and 12-27 is/are rejected.
- 8) ☐ Claim(s) ____ is/are objected to.
- 9) ☐ Claim(s) ____ are subject to restriction and/or election requirement.

* If any claims have been determined allowable, you may be eligible to benefit from the **Patent Prosecution Highway** program at a participating intellectual property office for the corresponding application. For more information, please see http://www.uspto.gov/patents/init_events/pph/index.jsp or send an inquiry to PPHfeedback@uspto.gov.

Application Papers

- 10) ☐ The specification is objected to by the Examiner.
- 11) ☐ The drawing(s) filed on ____ is/are: a) ☐ accepted or b) ☐ objected to by the Examiner.
Applicant may not request that any objection to the drawing(s) be held in abeyance. See 37 CFR 1.85(a).
Replacement drawing sheet(s) including the correction is required if the drawing(s) is objected to. See 37 CFR 1.121(d).

Priority under 35 U.S.C. § 119

- 12) ☐ Acknowledgment is made of a claim for foreign priority under 35 U.S.C. § 119(a)-(d) or (f).

Certified copies:

- a) ☐ All b) ☐ Some** c) ☐ None of the:
1. ☐ Certified copies of the priority documents have been received.
 2. ☐ Certified copies of the priority documents have been received in Application No. ____.
 3. ☐ Copies of the certified copies of the priority documents have been received in this National Stage application from the International Bureau (PCT Rule 17.2(a)).

** See the attached detailed Office action for a list of the certified copies not received.

Attachment(s)

- 1) ☒ Notice of References Cited (PTO-892)
- 2) ☐ Information Disclosure Statement(s) (PTO/SB/08a and/or PTO/SB/08b)
Paper No(s)/Mail Date ____.
- 3) ☐ Interview Summary (PTO-413)
Paper No(s)/Mail Date. ____.
- 4) ☐ Other: ____.

1. The present application is being examined under the pre-AIA first to invent provisions.

DETAILED ACTION

2. The nonstatutory double patenting rejection is based on a judicially created doctrine grounded in public policy (a policy reflected in the statute) so as to prevent the unjustified or improper timewise extension of the “right to exclude” granted by a patent and to prevent possible harassment by multiple assignees. A nonstatutory obviousness-type double patenting rejection is appropriate where the conflicting claims are not identical, but at least one examined application claim is not patentably distinct from the reference claim(s) because the examined application claim is either anticipated by, or would have been obvious over, the reference claim(s). See, e.g., *In re Berg*, 140 F.3d 1428, 46 USPQ2d 1226 (Fed. Cir. 1998); *In re Goodman*, 11 F.3d 1046, 29 USPQ2d 2010 (Fed. Cir. 1993); *In re Longi*, 759 F.2d 887, 225 USPQ 645 (Fed. Cir. 1985); *In re Van Ornum*, 686 F.2d 937, 214 USPQ 761 (CCPA 1982); *In re Vogel*, 422 F.2d 438, 164 USPQ 619 (CCPA 1970); and *In re Thorington*, 418 F.2d 528, 163 USPQ 644 (CCPA 1969).

A timely filed terminal disclaimer in compliance with 37 CFR 1.321(c) or 1.321(d) may be used to overcome an actual or provisional rejection based on a nonstatutory double patenting ground provided the conflicting application or patent either is shown to

be commonly owned with this application, or claims an invention made as a result of activities undertaken within the scope of a joint research agreement.

Effective January 1, 1994, a registered attorney or agent of record may sign a terminal disclaimer. A terminal disclaimer signed by the assignee must fully comply with 37 CFR 3.73(b).

3. Claims 1,10,18, and 19 remain provisionally rejected on the ground of nonstatutory obviousness-type double patenting as being unpatentable over claims 1 and 16 of copending Application No. 13/427839. Although the conflicting claims are not identical, they are not patentably distinct from each other because the claims of Application No. 13/427839 fully encompass instant claims 1,10,18, and 19.

This is a provisional obviousness-type double patenting rejection because the conflicting claims have not in fact been patented.

4. Claims 1-2, 4-10, and 12-27 remain provisionally rejected on the ground of nonstatutory obviousness-type double patenting as being unpatentable over claims 1,12, and 21 of copending Application No. 13/135728. Although the conflicting claims are not identical, they are not patentably distinct from each other because the claims of Application No. 13/135728 fully encompass instant claims 1-2, 4-10, and 12-27.

This is a provisional obviousness-type double patenting rejection because the conflicting claims have not in fact been patented.

5. Claims 1-2, 4-10, and 12-27 remain rejected on the ground of nonstatutory double patenting as being unpatentable over claims 28-54 of copending Application No. 13/158416. Although the claims at issue are not identical, they are not patentably distinct from each other because the claims of Application No. 13/158416 fully encompass instant claims 1-2, 4-10, and 12-27.

This is a provisional obviousness-type double patenting rejection because the conflicting claims have not in fact been patented.

6. The following is a quotation of pre-AIA 35 U.S.C. 103(a) which forms the basis for all obviousness rejections set forth in this Office action:

(a) A patent may not be obtained though the invention is not identically disclosed or described as set forth in section 102 of this title, if the differences between the subject matter sought to be patented and the prior art are such that the subject matter as a whole would have been obvious at the time the invention was made to a person having ordinary skill in the art to which said subject matter pertains. Patentability shall not be negated by the manner in which the invention was made.

7. Claims 1-2 and 4-9 are rejected under pre-AIA 35 U.S.C. 103(a) as being unpatentable over Jensen et al (USPN 599867) in view of Wurzbacher et al (USPN 7326305). In regard to claim 1, Jensen et al teach the claimed process (col 2, ln 48-col 3, ln 65; and figures 2-2A) except performing the claimed inspection after molding the second protective layer. Wurzbacher et al teach a process for decapsulating semiconductor articles for purposes including visual inspection and/or failure analysis, wherein the amount of encapsulant material removed is easily controlled without disturbing other adjacent or nearby areas (col 1, lns 5-12; col 4, lns 4-11; figs 1-2D). Since Jensen et al and Wurzbacher et al are analogous with respect to encapsulated

semiconductors, it would have been obvious to one of ordinary skill in the art at the time the invention was made to incorporate the inspection step taught by Wurzbacher et al into the process of Jensen et al in order to ensure the production of functional products. It should be noted that the controlled decapsulation taught by Wurzbacher et al makes capable the removal of the second protective layer of Jensen et al while retaining the first protective layer. In regard to claims 2-4, such quality assurance measures are well-known in the molding art in order to ensure high quality products. Thus, it would have been obvious to one of ordinary skill in the art at the time the invention was made to perform the claimed quality assurance measures in the process of Jensen et al in order to ensure the production of high quality products. In regard to claims 5-6 and 9, the use of a specific material is a mere obvious matter of choice dependent on the desired final product and of little patentable consequence to the claimed process since it is not a manipulative feature or step of the claimed process. Further, the claimed materials are well-known in the encapsulant art in order to produce diverse, high-quality encapsulants. Thus, it would have been obvious to one of ordinary skill in the art at the time the invention was made to use the claimed materials in the process of Jensen et al in order to produce diverse products having desired qualities. In regard to claims 7-8, such are taught by Jensen et al (col 2, ln 48-col 3, ln 65; and figures 2-2A).

8. Claims 10 and 12-17 are rejected under pre-AIA 35 U.S.C. 103(a) as being unpatentable over Jensen et al (USPN 599867) in view of Wurzbacher et al (USPN 7326305). In regard to claim 10, Jensen et al teach the claimed process (col 2, ln 48-

col 3, ln 65; and figures 2-2A) except performing the claimed inspection after molding the second protective layer. Wurzbacher et al teach a process for decapsulating semiconductor articles for purposes including visual inspection and/or failure analysis, wherein the amount of encapsulant material removed is easily controlled without disturbing other adjacent or nearby areas (col 1, lns 5-12; col 4, lns 4-11; figs 1-2D). Since Jensen et al and Wurzbacher et al are analogous with respect to encapsulated semiconductors, it would have been obvious to one of ordinary skill in the art at the time the invention was made to incorporate the inspection step taught by Wurzbacher et al into the process of Jensen et al in order to ensure the production of functional products. It should be noted that the controlled decapsulation taught by Wurzbacher et al makes capable the removal of the second protective layer of Jensen et al while retaining the first protective layer. In regard to claim 12, such are taught by Jensen et al (col 2, ln 48- col 3, ln 65; and figures 2-2A). In regard to claim 13, the use of a specific material is a mere obvious matter of choice dependent on the desired final product and of little patentable consequence to the claimed process since it is not a manipulative feature or step of the claimed process. Further, the claimed material is well-known in the encapsulant art in order to produce diverse, high-quality encapsulants. Thus, it would have been obvious to one of ordinary skill in the art at the time the invention was made to use the claimed materials in the process of Jensen et al in order to produce diverse products having desired qualities. In regard to claims 14 and 16, the use of a specific preform is a mere obvious matter of choice dependent on the desired final product and of little patentable consequence to the claimed process since it is not a manipulative

feature or step of the claimed process. Further, the claimed preforms are well-known in the electronic art for its desired function. Thus, it would have been obvious to one of ordinary skill in the art at the time the invention was made to use the claimed preforms in the process of Jensen et al in order to produce diverse products having a desired function. In regard to claim 15 and 17, such are taught by Jensen et al (col 2, ln 48-col 3, ln 65; and figures 2-2A).

9. Claim 18 is rejected under pre-AIA 35 U.S.C. 103(a) as being unpatentable over Jensen et al (USPN 599867) in view of Wurzbacher et al (USPN 7326305). In regard to claim 18, Jensen et al teach the claimed process (col 2, ln 48-col 3, ln 65; and figures 2-2A) except performing the claimed inspection after molding the second protective layer. Wurzbacher et al teach a process for decapsulating semiconductor articles for purposes including visual inspection and/or failure analysis, wherein the amount of encapsulant material removed is easily controlled without disturbing other adjacent or nearby areas (col 1, lns 5-12; col 4, lns 4-11; figs 1-2D). Since Jensen et al and Wurzbacher et al are analogous with respect to encapsulated semiconductors, it would have been obvious to one of ordinary skill in the art at the time the invention was made to incorporate the inspection step taught by Wurzbacher et al into the process of Jensen et al in order to ensure the production of functional products. It should be noted that the controlled decapsulation taught by Wurzbacher et al makes capable the removal of the second protective layer of Jensen et al while retaining the first protective layer.

10. Claims 19-27 are rejected under pre-AIA 35 U.S.C. 103(a) as being unpatentable over Jensen et al (USPN 599867) in view of Wurzbacher et al (USPN 7326305). In regard to claim 19, Jensen et al teach the claimed process (col 2, ln 48-col 3, ln 65; and figures 2-2A) except performing the claimed inspection after molding the second protective layer. Wurzbacher et al teach a process for decapsulating semiconductor articles for purposes including visual inspection and/or failure analysis, wherein the amount of encapsulant material removed is easily controlled without disturbing other adjacent or nearby areas (col 1, lns 5-12; col 4, lns 4-11; figs 1-2D). Since Jensen et al and Wurzbacher et al are analogous with respect to encapsulated semiconductors, it would have been obvious to one of ordinary skill in the art at the time the invention was made to incorporate the inspection step taught by Wurzbacher et al into the process of Jensen et al in order to ensure the production of functional products. It should be noted that the controlled decapsulation taught by Wurzbacher et al makes capable the removal of the second protective layer of Jensen et al while retaining the first protective layer. In regard to claim 20, 26, and 27, such are taught by Jensen et al (col 2, ln 48-col 3, ln 65; and figures 2-2A). In regard to claim 21, the use of a specific material is a mere obvious matter of choice dependent on the desired final product and of little patentable consequence to the claimed process since it is not a manipulative feature or step of the claimed process. Further, the claimed material is well-known in the encapsulant art in order to produce diverse, high-quality encapsulants. Thus, it would have been obvious to one of ordinary skill in the art at the time the invention was made to use the claimed materials in the process of Jensen et al in order to produce diverse

products having desired qualities. In regard to claims 22-24, the use of a specific preform is a mere obvious matter of choice dependent on the desired final product and of little patentable consequence to the claimed process since it is not a manipulative feature or step of the claimed process. Further, the claimed preforms are well-known in the electronic art for its desired function. Thus, it would have been obvious to one of ordinary skill in the art at the time the invention was made to use the claimed preforms in the process of Jensen et al in order to produce diverse products having a desired function. In regard to claim 25, such is well-known in the molding art to re-mold a defective layer in order to produce a high quality product. Thus, it would have been obvious to one of ordinary skill in the art at the time the invention was made to re-mold the outer molding of Jensen et al if the outer molding is found to be defective.

11. Applicant's arguments with respect to claims 1-2,4-10, and 12-27 have been considered but are moot because the arguments do not apply to any of the references being used in the current rejection.

12. Applicant's amendment necessitated the new ground(s) of rejection presented in this Office action. Accordingly, **THIS ACTION IS MADE FINAL**. See MPEP § 706.07(a). Applicant is reminded of the extension of time policy as set forth in 37 CFR 1.136(a).

A shortened statutory period for reply to this final action is set to expire THREE MONTHS from the mailing date of this action. In the event a first reply is filed within

TWO MONTHS of the mailing date of this final action and the advisory action is not mailed until after the end of the THREE-MONTH shortened statutory period, then the shortened statutory period will expire on the date the advisory action is mailed, and any extension fee pursuant to 37 CFR 1.136(a) will be calculated from the mailing date of the advisory action. In no event, however, will the statutory period for reply expire later than SIX MONTHS from the date of this final action.

13. Any inquiry concerning this communication or earlier communications from the examiner should be directed to EDMUND LEE whose telephone number is (571)272-1204. The examiner can normally be reached on MONDAY-THURSDAY FROM 9AM-4PM.

If attempts to reach the examiner by telephone are unsuccessful, the examiner's supervisor, Yogendra Gupta can be reached on 571.272.1316. The fax phone number for the organization where this application or proceeding is assigned is 571-273-8300.

Information regarding the status of an application may be obtained from the Patent Application Information Retrieval (PAIR) system. Status information for published applications may be obtained from either Private PAIR or Public PAIR. Status information for unpublished applications is available through Private PAIR only. For more information about the PAIR system, see <http://pair-direct.uspto.gov>. Should you have questions on access to the Private PAIR system, contact the Electronic Business Center (EBC) at 866-217-9197 (toll-free). If you would like assistance from a USPTO Customer Service Representative or access to the automated information system, call 800-786-9199 (IN USA OR CANADA) or 571-272-1000.

Application/Control Number: 13/158,372
Art Unit: 1744

Page 11

EDMUND H. LEE
Primary Examiner
Art Unit 1744

EHL
/EDMUND LEE/
Primary Examiner, Art Unit 1744

Notice of References Cited	Application/Control No. 13/158,372	Applicant(s)/Patent Under Reexamination FULLAM ET AL.	
	Examiner EDMUND LEE	Art Unit 1744	Page 1 of 1

U.S. PATENT DOCUMENTS

*		Document Number Country Code-Number-Kind Code	Date MM-YYYY	Name	Classification
*	A	US-7,326,305	02-2008	Wurzbacher et al.	134/19
	B	US-			
	C	US-			
	D	US-			
	E	US-			
	F	US-			
	G	US-			
	H	US-			
	I	US-			
	J	US-			
	K	US-			
	L	US-			
	M	US-			


FOREIGN PATENT DOCUMENTS

*		Document Number Country Code-Number-Kind Code	Date MM-YYYY	Country	Name	Classification
	N					
	O					
	P					
	Q					
	R					
	S					
	T					

NON-PATENT DOCUMENTS

*		Include as applicable: Author, Title Date, Publisher, Edition or Volume, Pertinent Pages)
	U	
	V	
	W	
	X	

*A copy of this reference is not being furnished with this Office action. (See MPEP § 707.05(a).)
Dates in MM-YYYY format are publication dates. Classifications may be US or foreign.

Search Notes 	Application/Control No.		Applicant(s)/Patent under Reexamination	
	13/158,372		FULLAM ET AL.	
	Examiner		Art Unit	
	EDMUND LEE		1744	

SEARCHED			
Class	Subclass	Date	Examiner

INTERFERENCE SEARCHED			
Class	Subclass	Date	Examiner

SEARCH NOTES (INCLUDING SEARCH STRATEGY)		
	DATE	EXMR
updated	5/27/2014	EHL
east		
related case 13158416		

Electronic Patent Application Fee Transmittal				
Application Number:		13158372		
Filing Date:		10-Jun-2011		
Title of Invention:		COMPONENT PROTECTIVE OVERMOLDING		
First Named Inventor/Applicant Name:		Scott Fullam		
Filer:		Daisy S. Yau/Scott Kokka		
Attorney Docket Number:		ALI-001		
Filed as Large Entity				
Utility under 35 USC 111(a) Filing Fees				
Description	Fee Code	Quantity	Amount	Sub-Total in USD(\$)
Basic Filing:				
Pages:				
Claims:				
Miscellaneous-Filing:				
Petition:				
Patent-Appeals-and-Interference:				
Post-Allowance-and-Post-Issuance:				
Extension-of-Time:				

Description	Fee Code	Quantity	Amount	Sub-Total in USD(\$)
Miscellaneous:				
Request for Continued Examination	1801	1	1200	1200
Statutory or Terminal Disclaimer	1814	1	160	160
Total in USD (\$)				1360

Electronic Acknowledgement Receipt	
EFS ID:	20012637
Application Number:	13158372
International Application Number:	
Confirmation Number:	9277
Title of Invention:	COMPONENT PROTECTIVE OVERMOLDING
First Named Inventor/Applicant Name:	Scott Fullam
Customer Number:	15516
Filer:	Daisy S. Yau/Scott Kokka
Filer Authorized By:	Daisy S. Yau
Attorney Docket Number:	ALI-001
Receipt Date:	29-AUG-2014
Filing Date:	10-JUN-2011
Time Stamp:	23:44:56
Application Type:	Utility under 35 USC 111(a)

Payment information:

Submitted with Payment	yes
Payment Type	Credit Card
Payment was successfully received in RAM	\$1360
RAM confirmation Number	6721
Deposit Account	
Authorized User	

File Listing:

Document Number	Document Description	File Name	File Size(Bytes)/ Message Digest	Multi Part /.zip	Pages (if appl.)
-----------------	----------------------	-----------	----------------------------------	------------------	------------------

1	Fee Worksheet (SB06)	fee-info.pdf	31775 eb55fcd03480add0b06469aa1765cf4fe660ab	no	2
Warnings:					
Information:					
Total Files Size (in bytes):			31775		
<p>This Acknowledgement Receipt evidences receipt on the noted date by the USPTO of the indicated documents, characterized by the applicant, and including page counts, where applicable. It serves as evidence of receipt similar to a Post Card, as described in MPEP 503.</p> <p><u>New Applications Under 35 U.S.C. 111</u> If a new application is being filed and the application includes the necessary components for a filing date (see 37 CFR 1.53(b)-(d) and MPEP 506), a Filing Receipt (37 CFR 1.54) will be issued in due course and the date shown on this Acknowledgement Receipt will establish the filing date of the application.</p> <p><u>National Stage of an International Application under 35 U.S.C. 371</u> If a timely submission to enter the national stage of an international application is compliant with the conditions of 35 U.S.C. 371 and other applicable requirements a Form PCT/DO/EO/903 indicating acceptance of the application as a national stage submission under 35 U.S.C. 371 will be issued in addition to the Filing Receipt, in due course.</p> <p><u>New International Application Filed with the USPTO as a Receiving Office</u> If a new international application is being filed and the international application includes the necessary components for an international filing date (see PCT Article 11 and MPEP 1810), a Notification of the International Application Number and of the International Filing Date (Form PCT/RO/105) will be issued in due course, subject to prescriptions concerning national security, and the date shown on this Acknowledgement Receipt will establish the international filing date of the application.</p>					

Doc code: RCEX

Doc description: Request for Continued Examination (RCE)

PTO/SB/30EFS (07-09)

Approved for use through 07/31/2012. OMB 0651-0031

U.S. Patent and Trademark Office; U.S. DEPARTMENT OF COMMERCE

Under the Paperwork Reduction Act of 1995, no persons are required to respond to a collection of information unless it contains a valid OMB control number.

REQUEST FOR CONTINUED EXAMINATION(RCE)TRANSMITTAL (Submitted Only via EFS-Web)							
Application Number	13/158,372	Filing Date	2011-06-10	Docket Number (if applicable)	ALI-001	Art Unit	1744
First Named Inventor	Scott Fullam			Examiner Name	LEE, Edmund H.		
<p>This is a Request for Continued Examination (RCE) under 37 CFR 1.114 of the above-identified application. Request for Continued Examination (RCE) practice under 37 CFR 1.114 does not apply to any utility or plant application filed prior to June 8, 1995, or to any design application. The Instruction Sheet for this form is located at WWW.USPTO.GOV</p>							
SUBMISSION REQUIRED UNDER 37 CFR 1.114							
<p>Note: If the RCE is proper, any previously filed unentered amendments and amendments enclosed with the RCE will be entered in the order in which they were filed unless applicant instructs otherwise. If applicant does not wish to have any previously filed unentered amendment(s) entered, applicant must request non-entry of such amendment(s).</p>							
<p><input type="checkbox"/> Previously submitted. If a final Office action is outstanding, any amendments filed after the final Office action may be considered as a submission even if this box is not checked.</p> <p><input type="checkbox"/> Consider the arguments in the Appeal Brief or Reply Brief previously filed on _____</p> <p><input type="checkbox"/> Other _____</p> <p><input checked="" type="checkbox"/> Enclosed</p> <p><input checked="" type="checkbox"/> Amendment/Reply</p> <p><input type="checkbox"/> Information Disclosure Statement (IDS)</p> <p><input type="checkbox"/> Affidavit(s)/ Declaration(s)</p> <p><input type="checkbox"/> Other _____</p>							
MISCELLANEOUS							
<p><input type="checkbox"/> Suspension of action on the above-identified application is requested under 37 CFR 1.103(c) for a period of months _____. (Period of suspension shall not exceed 3 months; Fee under 37 CFR 1.17(i) required)</p> <p><input type="checkbox"/> Other _____</p>							
FEES							
<p>The RCE fee under 37 CFR 1.17(e) is required by 37 CFR 1.114 when the RCE is filed.</p> <p><input type="checkbox"/> The Director is hereby authorized to charge any underpayment of fees, or credit any overpayments, to Deposit Account No _____</p>							
SIGNATURE OF APPLICANT, ATTORNEY, OR AGENT REQUIRED							
<p><input checked="" type="checkbox"/> Patent Practitioner Signature</p> <p><input type="checkbox"/> Applicant Signature</p>							

Doc code: RCEX


Doc description: Request for Continued Examination (RCE)

PTO/SB/30EFS (07-09)

Approved for use through 07/31/2012. OMB 0651-0031

U.S. Patent and Trademark Office; U.S. DEPARTMENT OF COMMERCE

Under the Paperwork Reduction Act of 1995, no persons are required to respond to a collection of information unless it contains a valid OMB control number.

Signature of Registered U.S. Patent Practitioner			
Signature		Date (YYYY-MM-DD)	2014-08-29
Name	Daisy S. Yau	Registration Number	58691

This collection of information is required by 37 CFR 1.114. The information is required to obtain or retain a benefit by the public which is to file (and by the USPTO to process) an application. Confidentiality is governed by 35 U.S.C. 122 and 37 CFR 1.11 and 1.14. This collection is estimated to take 12 minutes to complete, including gathering, preparing, and submitting the completed application form to the USPTO. Time will vary depending upon the individual case. Any comments on the amount of time you require to complete this form and/or suggestions for reducing this burden, should be sent to the Chief Information Officer, U.S. Patent and Trademark Office, U.S. Department of Commerce, P.O. Box 1450, Alexandria, VA 22313-1450.

If you need assistance in completing the form, call 1-800-PTO-9199 and select option 2.

IN THE UNITED STATES PATENT AND TRADEMARK OFFICE

In re the Application of:
Fullam et al.

Application Serial No.: 13/158,372

Filing Date: June 10, 2011

For: COMPONENT PROTECTIVE
OVERMOLDING

Examiner: LEE, Edmund H.

Confirmation No.: 9277

Group Art Unit: 1744

Transmission Date: August 29, 2014

Atty. Docket No.: ALI-001

CERTIFICATE OF TRANSMISSION

I hereby certify that this correspondence is being transmitted via the U.S. Patent and Trademark Office electronic filing system (EFS-Web) to the USPTO on **August 29, 2014**.

Signed: 
Heather N. Erwin

AMENDMENT B

Dear Sir or Madam:

Please find enclosed a complete, updated claim listing and remarks in response to the Office Action mailed May 29, 2014.

INTERVIEW SUMMARY UNDER 37 CFR §1.133 AND MPEP §713.04

A telephonic interview in the above-referenced case was conducted on August 15, 2014 between Examiner Lee and the Applicants' undersigned representative. The Office Action mailed on May 29, 2014 was discussed. Specifically, the rejections of claims 1-2 and 4-9 under 35 U.S.C. § 103 as being unpatentable over U.S. Patent No. 5,998,867 to Jensen et al. ("Jensen") in view of U.S. Patent No. 7,326,305 to Wurzbacher et al. ("Wurzbacher"), the rejections of claims 10 and 12-17 under 35 U.S.C. § 103 as being unpatentable over Jensen in view of Wurzbacher, the rejections of claim 18 under 35 U.S.C. § 103 as being unpatentable over Jensen in view of Wurzbacher, and the rejections of claims 19-27 under 35 U.S.C. § 103 as being unpatentable over Jensen in view of Wurzbacher, and the proposed amendments set forth herein were discussed with the intent to place the claims in better condition for allowance or appeal. The Applicants wish to thank the Examiner for his time and attention in this case.

CLAIM LISTING

Please amend claims 1, 5, 10, 12-13, and 18-19, cancel claims 16 and 27, and add claims 28-29 as indicated below.

1. (Currently Amended) A method, comprising:

selectively applying a protective ~~material~~ coating comprising a curable material substantially over one or more elements coupled to a framework, the protective coating protecting the one or more elements from an environmental condition;

selectively placing a covering comprising a physical structure substantially over one or more other elements coupled to the framework, the covering protecting the one or more other elements from the environmental condition;

molding a first protective layer under the environmental condition over the framework, the one or more elements, [[and]] the protective ~~material~~ coating, the one or more other elements, and the covering after the protective ~~material~~ coating has been selectively applied, the first protective layer being configured to cover the framework and ~~each of~~ the one or more elements and the one or more other elements;

molding a second protective layer over the first protective layer, the ~~first~~ second protective layer being configured to cover the framework and to provide a cosmetic surface configured to receive a pattern; and

performing an inspection after molding the second protective layer, the second protective layer being configured to be removed if a defect is detected during the inspection, and the first protective layer being configured to be retained if the defect is detected during the inspection.

2. (Previously Presented) The method of claim 1, further comprising performing another inspection after molding the first protective layer and before molding the second protective layer.
3. (Canceled)
4. (Previously Presented) The method of claim 1, wherein the second protective layer is removed if the inspection after molding the second protective layer yields the defect in the second protective layer.
5. (Currently Amended) The method of claim 1, wherein the protective ~~material~~ coating comprises an ultra violet curable material.
6. (Original) The method of claim 1, wherein the first protective layer comprises a thermoplastic.
7. (Original) The method of claim 1, wherein the first protective layer comprises a polymer.
8. (Original) The method of claim 1, wherein the first protective layer comprises an elastomer.

9. (Original) The method of claim 1, wherein the first protective layer comprises a thermoplastic elastomer.

10. (Currently Amended) A method, comprising:

selectively applying a protective ~~material~~ coating comprising a curable material substantially over one or more elements coupled to a framework, the protective coating protecting the one or more elements from an environmental condition;

selectively placing a covering comprising a physical structure substantially over one or more other elements coupled to the framework, the covering protecting the one or more other elements from the environmental condition;

forming a first protective layer under the environmental condition substantially over the framework, the one or more elements, ~~and the protective material coating, the one or more other elements, and the covering,~~ after the protective ~~material~~ coating has been selectively applied;

forming a second protective layer substantially over the first protective layer, the ~~first~~ second protective layer being configured to protect the framework and to provide a cosmetic surface; and

performing an inspection after forming the second protective layer, the second protective layer being configured to be removed if a defect is detected during the inspection, and the first protective layer being configured to be retained if the defect is detected during the inspection.

11. (Canceled)

12. (Currently Amended) The method of claim 10, wherein the protective ~~material~~ coating comprises an epoxy.

13. (Currently Amended) The method of claim 10, wherein the protective ~~material~~ coating comprises an ultra violet curable material configured to prevent damage to the one or more elements when the first protective layer or the second protective layer are formed.

14. (Original) The method of claim 10, wherein the one or more elements comprises a structure configured to use electrical power from a battery to generate a vibration.

15. (Original) The method of claim 10, wherein the one or more elements comprises a printed circuit board assembly.

16. (Canceled)

17. (Original) The method of claim 10, wherein the one or more elements comprises a processor.

18. (Currently Amended) A method, comprising:

selectively applying a protective ~~material~~ coating comprising a curable material substantially over one or more elements coupled to a framework, the protective coating protecting the one or more elements from an environmental condition;

selectively placing a covering comprising a physical structure substantially over one or more other elements coupled to the framework, the covering protecting the one or more other elements from the environmental condition;

forming a molding under the environmental condition substantially over the framework, the one or more elements coupled to the framework, ~~and the protective material coating, the one or more other elements coupled to the framework, and the covering,~~ an outer surface of the molding being configured to receive a cosmetic design; and

performing an inspection after forming the molding, the molding being configured to be removed if a defect is detected during the inspection, and the protective material being configured to be retained if the defect is detected during the inspection.

19. (Currently Amended) A method, comprising:

selectively applying a protective ~~material~~ coating comprising a curable material substantially over one or more elements coupled to a framework, the protective coating protecting the one or more elements from an environmental condition;

selectively placing a covering comprising a physical structure substantially over one or more other elements coupled to the framework, the covering protecting the one or more other elements from the environmental condition;

forming an inner molding under the environmental condition substantially over the framework, the one or more elements coupled to the framework, ~~and the protective material coating, the one or more other elements coupled to the framework, and the covering,~~ the inner molding being formed after the protective ~~material~~ coating has been selectively applied;

forming an outer molding substantially over the inner molding, the outer molding being configured to protect the framework and to provide a surface configured to receive a pattern; and

performing an inspection after forming the outer molding, the outer molding being configured to be removed if a defect is detected during the inspection, and the inner molding being configured to be retained if the defect is detected during the inspection.

20. (Original) The method of claim 19, wherein the framework comprises a metal.

21. (Original) The method of claim 19, wherein the framework comprises an alloy.

22. (Original) The method of claim 19, wherein at least one of the one or more elements is an accelerometer.

23. (Original) The method of claim 19, wherein at least one of the one or more elements is an analog audio plug.
24. (Original) The method of claim 22, wherein the analog audio plug is a TRRS.
25. (Original) The method of claim 19, further comprising forming another outer molding if the defect is found in the outer molding, the another outer molding being formed after the outer molding is removed.
26. (Original) The method of claim 19, wherein the outer molding is configured to be impermeable.
27. (Canceled)
28. (New) The method of claim 1, further comprising:
removing the second protective layer if the defect is detected during the inspection; and
molding a third protective layer over the first protective layer after removing the second protective layer.
29. (New) The method of claim 1, further comprising:
forming the pattern on the second protective layer.

REMARKS

Claims 1, 5, 10, 12-13, and 18-19 have been amended to clarify the subject matter regarded as the invention. Claims 16 and 27 have been canceled. Claims 28-29 have been added. Claims 1, 2, 4-10, 12-15, 17-26, and 28-29 remain pending.

The Examiner has provisionally rejected claims 1, 10, 18, and 19 on the ground of nonstatutory obviousness-type double patenting as being unpatentable over claims 1 and 16 of copending U.S. Patent Application No. 13/427,839. The Examiner has provisionally rejected claims 1-2, 4-10, and 12-27 on the ground of nonstatutory obviousness-type double patenting as being unpatentable over claims 1, 12, and 21 of copending U.S. Patent Application No. 13/135,728. The Examiner has provisionally rejected claims 1-2, 4-10, and 12-27 on the ground of nonstatutory obviousness-type double patenting as being unpatentable over claims 28-54 of copending U.S. Patent Application No. 13/158,416.

The Examiner has also rejected claims 1-2 and 4-9 under 35 U.S.C. § 103 as being unpatentable over U.S. Patent No. 5,998,867 to Jensen et al. (“Jensen”) in view of U.S. Patent No. 7,326,305 to Wurzbacher et al. (“Wurzbacher”). The Examiner has rejected claims 10 and 12-17 under 35 U.S.C. § 103 as being unpatentable over Jensen in view of Wurzbacher. The Examiner has rejected claim 18 under 35 U.S.C. § 103 as being unpatentable over Jensen in view of Wurzbacher. The Examiner has rejected claims 19-27 under 35 U.S.C. § 103 as being unpatentable over Jensen in view of Wurzbacher.

Regarding the double-patenting rejections, Applicants have submitted a timely filed terminal disclaimer.

The rejections are respectfully traversed. As amended, claim 1 recites "... selectively applying a protective coating comprising a curable material substantially over one or more elements coupled to a framework, the protective coating protecting the one or more elements from an environmental condition; selectively placing a covering comprising a physical structure substantially over one or more other elements coupled to the framework, the covering protecting the one or more other elements from the environmental condition; molding a first protective layer under the environmental condition over the framework, the one or more elements, the protective coating, the one or more other elements, and the covering after the protective coating has been selectively applied, the first protective layer being configured to cover the framework and the one or more elements and the one or more other elements; molding a second protective layer over the first protective layer, the second protective layer being configured to cover the framework and to provide a cosmetic surface configured to receive a pattern" Neither Jensen nor Wurzbacher describe, disclose, teach, suggest, or motivate "... selectively applying a protective coating comprising a curable material substantially over one or more elements coupled to a framework, the protective coating protecting the one or more elements from an environmental condition; selectively placing a covering comprising a physical structure substantially over one or more other elements coupled to the framework, the covering protecting the one or more other elements from the environmental condition; molding a first protective layer under the environmental condition over the framework, the one or more elements, the protective coating, the one or more other elements, and the covering after the protective coating has been selectively applied, the first protective layer being configured to cover the framework and the one or more elements and the one or more other elements; molding a second protective layer over the first protective layer, the second protective layer being configured to cover the

framework and to provide a cosmetic surface configured to receive a pattern” Thus,
Applicants submit that claim 1 is allowable for the reasons stated above.

Claims 10, 18, and 19 have been similarly amended and are believed to be allowable for
the same reasons described above.

Claims 2, 4-9, and 28-29 depend from claim 1, claims 12-15 and 17 depend from claim
10, and claims 20-26 depend from claim 19, and are believed to be allowable for the same
reasons described above.

Reconsideration of the application and allowance of all claims are respectfully requested
based on the preceding remarks. If at any time the Examiner believes that an interview would be
helpful, please contact the undersigned.

Respectfully submitted,



Daisy S. Yau
Reg. No. 58,691

KOKKA & BACKUS, PC
703 High Street
Palo Alto, CA 94301-2447
Tel: (650) 566-9916
Fax: (650) 566-9922

IN THE UNITED STATES PATENT AND TRADEMARK OFFICE

In re Application of:
Fullam et al.

Application No.: 13/158,372

Filed: June 6, 2011

For: COMPONENT PROTECTIVE
OVERMOLDING

Confirmation No.: 9277

Examiner: LEE, Edmund H.

Group Art Unit: 1744

Date: August 29, 2014

Atty. Docket No.: ALI-001

CERTIFICATE OF MAILING

I hereby certify that this correspondence is being transmitted via the U.S. Patent and Trademark Office electronic filing system (EFS-Web) to the USPTO on **August 29, 2014**.

Signed: _____

Heather N. Erwin

TERMINAL DISCLAIMER UNDER 37 C.F.R. § 1.321
TO OBVIATE A PROVISIONAL OBVIOUSNESS-TYPE DOUBLE
PATENTING REJECTION

Commissioner for Patents
PO Box 1450
Alexandria, VA 22313-1450

Dear Sir or Madam:

The owner(s), AliphCom (Assignee), of the entire interest in the above-identified application hereby disclaims, except as provided below, the terminal part of the statutory term of any patent granted on the above-identified application (hereafter “instant application”), which would extend beyond the expiration date of the full statutory term defined in 35 U.S.C. 154 and 173 of any patent granted on pending reference Application Number 13/427,839, filed on March 22, 2012, Application Number 13/135,728, filed on July 12, 2011, Application Number 13/158,416, filed on June 11, 2011 (hereafter “reference patent application”), as the term of any patent granted on said reference patent application may be shortened by any terminal disclaimer filed prior to the grant of any patent on the reference patent application. The owner(s) hereby agrees that any patent so granted on the instant application shall be enforceable only for and during such period that it and any patent

granted on the reference patent application are commonly owned. This agreement runs with any patent granted on the instant application and is binding upon the grantee, its successors or assigns.

In making the above disclaimer, the owner does not disclaim the terminal part of any patent granted on the above-identified application that would extend to the expiration date of the full statutory term as defined in 35 U.S.C. 154 and 173 of any patent(s) granted on said reference patent application, as the term of any patent(s) granted on said reference patent application may be shortened by any terminal disclaimer filed prior to the grant of any patent(s) on the pending reference application, in the event that it later: expires for failure to pay a maintenance fee, is held unenforceable, is found invalid by a court of competent jurisdiction, is statutorily disclaimed in whole or terminally disclaimed under 37 CFR 1.321, has all claims canceled by a reexamination certificate, is reissued or is in any matter terminated prior to the expiration of its full statutory term as presently shortened by any terminal disclaimer.

We hereby submit the amount of \$160.00 to cover the statutory disclaimer fees for undiscounted entity. If any questions arise regarding this statutory disclaimer, please contact the undersigned attorney or agent of record.

Respectfully submitted,



Daisy S. Yau
Reg. No. 58,691

Date: August 29, 2014

Kokka & Backus, PC
703 High Street
Palo Alto, CA 94301
Tel: (650) 566-9916
Fax: (650) 566-9922

Electronic Patent Application Fee Transmittal				
Application Number:		13158372		
Filing Date:		10-Jun-2011		
Title of Invention:		COMPONENT PROTECTIVE OVERMOLDING		
First Named Inventor/Applicant Name:		Scott Fullam		
Filer:		Daisy S. Yau/Heather Erwin		
Attorney Docket Number:		ALI-001		
Filed as Large Entity				
Utility under 35 USC 111(a) Filing Fees				
Description	Fee Code	Quantity	Amount	Sub-Total in USD(\$)
Basic Filing:				
Pages:				
Claims:				
Miscellaneous-Filing:				
Petition:				
Patent-Appeals-and-Interference:				
Post-Allowance-and-Post-Issuance:				
Extension-of-Time:				

Description	Fee Code	Quantity	Amount	Sub-Total in USD(\$)
Miscellaneous:				
Request for Continued Examination	1801	1	1200	1200
Statutory or Terminal Disclaimer	1814	1	160	160
Total in USD (\$)				1360

Electronic Acknowledgement Receipt	
EFS ID:	20011578
Application Number:	13158372
International Application Number:	
Confirmation Number:	9277
Title of Invention:	COMPONENT PROTECTIVE OVERMOLDING
First Named Inventor/Applicant Name:	Scott Fullam
Customer Number:	15516
Filer:	Daisy S. Yau
Filer Authorized By:	
Attorney Docket Number:	ALI-001
Receipt Date:	29-AUG-2014
Filing Date:	10-JUN-2011
Time Stamp:	23:51:40
Application Type:	Utility under 35 USC 111(a)

Payment information:

Submitted with Payment	no
------------------------	----

File Listing:

Document Number	Document Description	File Name	File Size(Bytes)/ Message Digest	Multi Part /.zip	Pages (if appl.)
1		ALI-001_RCE_Amendment_B_and_Terminal_Disclaimer_asfiled.pdf	193305 f629bbadd669975d3d3d3e3b0330417e0721528a7f1	yes	16

Multipart Description/PDF files in .zip description					
Document Description			Start	End	
Request for Continued Examination (RCE)			1	2	
Amendment Submitted/Entered with Filing of CPA/RCE			3	14	
Terminal Disclaimer Filed			15	16	
Warnings:					
Information:					
2	Fee Worksheet (SB06)	fee-info.pdf	31866	no	2
			828dda57e51e8d387cbbcc65d036364ffbb37389		
Warnings:					
Information:					
Total Files Size (in bytes):			225171		
<p>This Acknowledgement Receipt evidences receipt on the noted date by the USPTO of the indicated documents, characterized by the applicant, and including page counts, where applicable. It serves as evidence of receipt similar to a Post Card, as described in MPEP 503.</p> <p><u>New Applications Under 35 U.S.C. 111</u> If a new application is being filed and the application includes the necessary components for a filing date (see 37 CFR 1.53(b)-(d) and MPEP 506), a Filing Receipt (37 CFR 1.54) will be issued in due course and the date shown on this Acknowledgement Receipt will establish the filing date of the application.</p> <p><u>National Stage of an International Application under 35 U.S.C. 371</u> If a timely submission to enter the national stage of an international application is compliant with the conditions of 35 U.S.C. 371 and other applicable requirements a Form PCT/DO/EO/903 indicating acceptance of the application as a national stage submission under 35 U.S.C. 371 will be issued in addition to the Filing Receipt, in due course.</p> <p><u>New International Application Filed with the USPTO as a Receiving Office</u> If a new international application is being filed and the international application includes the necessary components for an international filing date (see PCT Article 11 and MPEP 1810), a Notification of the International Application Number and of the International Filing Date (Form PCT/RO/105) will be issued in due course, subject to prescriptions concerning national security, and the date shown on this Acknowledgement Receipt will establish the international filing date of the application.</p>					


Under the Paperwork Reduction Act of 1995, no persons are required to respond to a collection of information unless it displays a valid OMB control number.

PATENT APPLICATION FEE DETERMINATION RECORD Substitute for Form PTO-875				Application or Docket Number 13/158,372		Filing Date 06/10/2011		<input type="checkbox"/> To be Mailed	
ENTITY: <input type="checkbox"/> LARGE <input checked="" type="checkbox"/> SMALL <input type="checkbox"/> MICRO									
APPLICATION AS FILED – PART I									
(Column 1)		(Column 2)							
FOR	NUMBER FILED	NUMBER EXTRA		RATE (\$)		FEE (\$)			
<input checked="" type="checkbox"/> BASIC FEE (37 CFR 1.16(a), (b), or (c))	N/A	N/A		N/A		165			
<input type="checkbox"/> SEARCH FEE (37 CFR 1.16(k), (i), or (m))	N/A	N/A		N/A					
<input checked="" type="checkbox"/> EXAMINATION FEE (37 CFR 1.16(o), (p), or (q))	N/A	N/A		N/A		110			
TOTAL CLAIMS (37 CFR 1.16(i))	minus 20 =		*		X \$	=			
INDEPENDENT CLAIMS (37 CFR 1.16(h))	minus 3 =		*		X \$	=			
<input type="checkbox"/> APPLICATION SIZE FEE (37 CFR 1.16(s))				If the specification and drawings exceed 100 sheets of paper, the application size fee due is \$310 (\$155 for small entity) for each additional 50 sheets or fraction thereof. See 35 U.S.C. 41(a)(1)(G) and 37 CFR 1.16(s).					
<input type="checkbox"/> MULTIPLE DEPENDENT CLAIM PRESENT (37 CFR 1.16(j))									
* If the difference in column 1 is less than zero, enter "0" in column 2.						TOTAL		275	
APPLICATION AS AMENDED – PART II									
(Column 1)		(Column 2)		(Column 3)					
AMENDMENT	08/29/2014	CLAIMS REMAINING AFTER AMENDMENT		HIGHEST NUMBER PREVIOUSLY PAID FOR	PRESENT EXTRA	RATE (\$)		ADDITIONAL FEE (\$)	
	Total (37 CFR 1.16(i))	* 25	Minus	** 27	= 0	X \$40 =		0	
	Independent (37 CFR 1.16(h))	* 4	Minus	***4	= 0	X \$210 =		0	
	<input type="checkbox"/> Application Size Fee (37 CFR 1.16(s))								
	<input type="checkbox"/> FIRST PRESENTATION OF MULTIPLE DEPENDENT CLAIM (37 CFR 1.16(j))								
						TOTAL ADD'L FEE		0	
(Column 1)		(Column 2)		(Column 3)					
AMENDMENT		CLAIMS REMAINING AFTER AMENDMENT		HIGHEST NUMBER PREVIOUSLY PAID FOR	PRESENT EXTRA	RATE (\$)		ADDITIONAL FEE (\$)	
	Total (37 CFR 1.16(i))	*	Minus	**	=	X \$		=	
	Independent (37 CFR 1.16(h))	*	Minus	***	=	X \$		=	
	<input type="checkbox"/> Application Size Fee (37 CFR 1.16(s))								
	<input type="checkbox"/> FIRST PRESENTATION OF MULTIPLE DEPENDENT CLAIM (37 CFR 1.16(j))								
						TOTAL ADD'L FEE			
<p>* If the entry in column 1 is less than the entry in column 2, write "0" in column 3.</p> <p>** If the "Highest Number Previously Paid For" IN THIS SPACE is less than 20, enter "20".</p> <p>*** If the "Highest Number Previously Paid For" IN THIS SPACE is less than 3, enter "3".</p> <p>The "Highest Number Previously Paid For" (Total or Independent) is the highest number found in the appropriate box in column 1.</p>									

LIE
/ANGELA JONES/

This collection of information is required by 37 CFR 1.16. The information is required to obtain or retain a benefit by the public which is to file (and by the USPTO to process) an application. Confidentiality is governed by 35 U.S.C. 122 and 37 CFR 1.14. This collection is estimated to take 12 minutes to complete, including gathering, preparing, and submitting the completed application form to the USPTO. Time will vary depending upon the individual case. Any comments on the amount of time you require to complete this form and/or suggestions for reducing this burden, should be sent to the Chief Information Officer, U.S. Patent and Trademark Office, U.S. Department of Commerce, P.O. Box 1450, Alexandria, VA 22313-1450. DO NOT SEND FEES OR COMPLETED FORMS TO THIS ADDRESS. **SEND TO: Commissioner for Patents, P.O. Box 1450, Alexandria, VA 22313-1450.**

If you need assistance in completing the form, call 1-800-PTO-9199 and select option 2.

Application Number 	Application/Control No. 13/158,372	Applicant(s)/Patent under Reexamination FULLAM ET AL.	
Document Code - DISQ		Internal Document – DO NOT MAIL	

TERMINAL DISCLAIMER	<input checked="" type="checkbox"/> APPROVED	<input type="checkbox"/> DISAPPROVED
Date Filed : 08/29/14	This patent is subject to a Terminal Disclaimer	

Approved/Disapproved by:

Angie Walker



UNITED STATES PATENT AND TRADEMARK OFFICE

UNITED STATES DEPARTMENT OF COMMERCE
United States Patent and Trademark Office
Address: COMMISSIONER FOR PATENTS
P.O. Box 1450
Alexandria, Virginia 22313-1450
www.uspto.gov

APPLICATION NO.	FILING DATE	FIRST NAMED INVENTOR	ATTORNEY DOCKET NO.	CONFIRMATION NO.
13/158,372	06/10/2011	Scott Fullam	ALI-001	9277
15516 Kokka & Backus, PC 703 High Street Palo Alto, CA 94301	7590 01/14/2015		EXAMINER LEE, EDMUND H	
			ART UNIT 1744	PAPER NUMBER
			MAIL DATE 01/14/2015	DELIVERY MODE PAPER

Please find below and/or attached an Office communication concerning this application or proceeding.

The time period for reply, if any, is set in the attached communication.

Office Action Summary	Application No. 13/158,372	Applicant(s) FULLAM ET AL.	
	Examiner EDMUND LEE	Art Unit 1744	AIA (First Inventor to File) Status No

-- The MAILING DATE of this communication appears on the cover sheet with the correspondence address --

Period for Reply

A SHORTENED STATUTORY PERIOD FOR REPLY IS SET TO EXPIRE 3 MONTHS FROM THE MAILING DATE OF THIS COMMUNICATION.

- Extensions of time may be available under the provisions of 37 CFR 1.136(a). In no event, however, may a reply be timely filed after SIX (6) MONTHS from the mailing date of this communication.
- If NO period for reply is specified above, the maximum statutory period will apply and will expire SIX (6) MONTHS from the mailing date of this communication.
- Failure to reply within the set or extended period for reply will, by statute, cause the application to become ABANDONED (35 U.S.C. § 133). Any reply received by the Office later than three months after the mailing date of this communication, even if timely filed, may reduce any earned patent term adjustment. See 37 CFR 1.704(b).

Status

- 1) ☒ Responsive to communication(s) filed on 8/29/14.
☐ A declaration(s)/affidavit(s) under **37 CFR 1.130(b)** was/were filed on ____.
- 2a) ☐ This action is **FINAL**. 2b) ☒ This action is non-final.
- 3) ☐ An election was made by the applicant in response to a restriction requirement set forth during the interview on ____; the restriction requirement and election have been incorporated into this action.
- 4) ☐ Since this application is in condition for allowance except for formal matters, prosecution as to the merits is closed in accordance with the practice under *Ex parte Quayle*, 1935 C.D. 11, 453 O.G. 213.

Disposition of Claims*

- 5) ☒ Claim(s) 1,2,4-10,12-15,17-26,28 and 29 is/are pending in the application.
5a) Of the above claim(s) ____ is/are withdrawn from consideration.
- 6) ☐ Claim(s) ____ is/are allowed.
- 7) ☒ Claim(s) 1,2,4-10,12-15,17-26,28 and 29 is/are rejected.
- 8) ☐ Claim(s) ____ is/are objected to.
- 9) ☐ Claim(s) ____ are subject to restriction and/or election requirement.

* If any claims have been determined allowable, you may be eligible to benefit from the **Patent Prosecution Highway** program at a participating intellectual property office for the corresponding application. For more information, please see http://www.uspto.gov/patents/init_events/pph/index.jsp or send an inquiry to PPHfeedback@uspto.gov.

Application Papers

- 10) ☐ The specification is objected to by the Examiner.
- 11) ☐ The drawing(s) filed on ____ is/are: a) ☐ accepted or b) ☐ objected to by the Examiner.
Applicant may not request that any objection to the drawing(s) be held in abeyance. See 37 CFR 1.85(a).
Replacement drawing sheet(s) including the correction is required if the drawing(s) is objected to. See 37 CFR 1.121(d).

Priority under 35 U.S.C. § 119

- 12) ☐ Acknowledgment is made of a claim for foreign priority under 35 U.S.C. § 119(a)-(d) or (f).

Certified copies:

- a) ☐ All b) ☐ Some** c) ☐ None of the:
1. ☐ Certified copies of the priority documents have been received.
 2. ☐ Certified copies of the priority documents have been received in Application No. ____.
 3. ☐ Copies of the certified copies of the priority documents have been received in this National Stage application from the International Bureau (PCT Rule 17.2(a)).

** See the attached detailed Office action for a list of the certified copies not received.

Attachment(s)

- | | |
|--|--|
| 1) <input type="checkbox"/> Notice of References Cited (PTO-892) | 3) <input type="checkbox"/> Interview Summary (PTO-413)
Paper No(s)/Mail Date. ____ |
| 2) <input type="checkbox"/> Information Disclosure Statement(s) (PTO/SB/08a and/or PTO/SB/08b)
Paper No(s)/Mail Date ____ | 4) <input type="checkbox"/> Other: ____ |

1. The present application is being examined under the pre-AIA first to invent provisions.

DETAILED ACTION

2. A request for continued examination under 37 CFR 1.114, including the fee set forth in 37 CFR 1.17(e), was filed in this application after final rejection. Since this application is eligible for continued examination under 37 CFR 1.114, and the fee set forth in 37 CFR 1.17(e) has been timely paid, the finality of the previous Office action has been withdrawn pursuant to 37 CFR 1.114. Applicant's submission filed on 8/29/14 has been entered.

3. The terminal disclaimers filed 8/29/14 have been approved.

4. The following is a quotation of pre-AIA 35 U.S.C. 103(a) which forms the basis for all obviousness rejections set forth in this Office action:

(a) A patent may not be obtained though the invention is not identically disclosed or described as set forth in section 102 of this title, if the differences between the subject matter sought to be patented and the prior art are such that the subject matter as a whole would have been obvious at the time the invention was made to a person having ordinary skill in the art to which said subject matter pertains. Patentability shall not be negatived by the manner in which the invention was made.

5. Claims 1-2, 4-9, 28-29 are rejected under pre-AIA 35 U.S.C. 103(a) as being unpatentable over Jensen et al (USPN 599867) in view of Wurzbacher et al (USPN 7326305). In regard to claim 1, Jensen et al teach the claimed process (col 2, ln 48-col

3, ln 65; and figures 2-2A) except performing the claimed inspection after molding the second protective layer.

It should be noted that the protective coating of Jensen et al is curable and it protects the elements from an environmental condition, which has been defined by the instant specification as including molding conditions (col 2, ln 48-col 3, ln 65; and figures 2-2A); the protective coating of Jensen et al can also constitute the claimed covering since the instant specification explicitly recites a covering can also be the protective coating (see para 0026); and the first protective layer is molded under environmental conditions/molding conditions (col 2, ln 48-col 3, ln 65; and figures 2-2A).

Wurzbacher et al teach a process for decapsulating semiconductor articles for purposes including visual inspection and/or failure analysis, wherein the amount of encapsulant material removed is easily controlled without disturbing other adjacent or nearby areas (col 1, lns 5-12; col 4, lns 4-11; figs 1-2D). Since Jensen et al and Wurzbacher et al are analogous with respect to encapsulated semiconductors, it would have been obvious to one of ordinary skill in the art at the time the invention was made to incorporate the inspection step taught by Wurzbacher et al into the process of Jensen et al in order to ensure the production of functional products. It should be noted that the controlled decapsulation taught by Wurzbacher et al makes capable the removal of the second protective layer of Jensen et al while retaining the first protective layer. In regard to claims 2-4, such quality assurance measures are well-known in the molding art in order to ensure high quality products. Thus, it would have been obvious to one of ordinary skill in the art at the time the invention was made to perform the claimed quality

assurance measures in the process of Jensen et al in order to ensure the production of high quality products. In regard to claims 5-6 and 9, the use of a specific material is a mere obvious matter of choice dependent on the desired final product and of little patentable consequence to the claimed process since it is not a manipulative feature or step of the claimed process. Further, the claimed materials are well-known in the encapsulant art in order to produce diverse, high-quality encapsulants. Thus, it would have been obvious to one of ordinary skill in the art at the time the invention was made to use the claimed materials in the process of Jensen et al in order to produce diverse products having desired qualities. In regard to claims 7-8, such are taught by Jensen et al (col 2, ln 48-col 3, ln 65; and figures 2-2A). In regard to claim 28, such is taught by the above combination of Jensen et al and Wurzbacher et al since Wurzbacher et al teach a process for decapsulating semiconductor articles for purposes including visual inspection and/or failure analysis, wherein the amount of encapsulant material removed is easily controlled without disturbing other adjacent or nearby areas, and then remolding the removed material in order to provide an approved final product (col 1, lns 5-12; col 4, lns 4-11; figs 1-2D).

6. Claims 10, 12-15, and 17 are rejected under pre-AIA 35 U.S.C. 103(a) as being unpatentable over Jensen et al (USPN 599867) in view of Wurzbacher et al (USPN 7326305). In regard to claim 10, Jensen et al teach the claimed process (col 2, ln 48-col 3, ln 65; and figures 2-2A) except performing the claimed inspection after molding the second protective layer.

It should be noted that the protective coating of Jensen et al is curable and it protects the elements from an environmental condition, which has been defined by the instant specification as including molding conditions (col 2, ln 48-col 3, ln 65; and figures 2-2A); the protective coating of Jensen et al can also constitute the claimed covering since the instant specification explicitly recites a covering can also be the protective coating (see para 0026); and the first protective layer is molded under environmental conditions/molding conditions (col 2, ln 48-col 3, ln 65; and figures 2-2A).

Wurzbacher et al teach a process for decapsulating semiconductor articles for purposes including visual inspection and/or failure analysis, wherein the amount of encapsulant material removed is easily controlled without disturbing other adjacent or nearby areas (col 1, lns 5-12; col 4, lns 4-11; figs 1-2D). Since Jensen et al and Wurzbacher et al are analogous with respect to encapsulated semiconductors, it would have been obvious to one of ordinary skill in the art at the time the invention was made to incorporate the inspection step taught by Wurzbacher et al into the process of Jensen et al in order to ensure the production of functional products. It should be noted that the controlled decapsulation taught by Wurzbacher et al makes capable the removal of the second protective layer of Jensen et al while retaining the first protective layer. In regard to claim 12, such are taught by Jensen et al (col 2, ln 48-col 3, ln 65; and figures 2-2A). In regard to claim 13, the use of a specific material is a mere obvious matter of choice dependent on the desired final product and of little patentable consequence to the claimed process since it is not a manipulative feature or step of the claimed process. Further, the claimed material is well-known in the encapsulant art in order to produce

diverse, high-quality encapsulants. Thus, it would have been obvious to one of ordinary skill in the art at the time the invention was made to use the claimed materials in the process of Jensen et al in order to produce diverse products having desired qualities. In regard to claim 14, the use of a specific preform is a mere obvious matter of choice dependent on the desired final product and of little patentable consequence to the claimed process since it is not a manipulative feature or step of the claimed process. Further, the claimed preforms are well-known in the electronic art for its desired function. Thus, it would have been obvious to one of ordinary skill in the art at the time the invention was made to use the claimed preforms in the process of Jensen et al in order to produce diverse products having a desired function. In regard to claim 15 and 17, such are taught by Jensen et al (col 2, ln 48-col 3, ln 65; and figures 2-2A).

7. Claim 18 is rejected under pre-AIA 35 U.S.C. 103(a) as being unpatentable over Jensen et al (USPN 599867) in view of Wurzbacher et al (USPN 7326305). In regard to claim 18, Jensen et al teach the claimed process (col 2, ln 48-col 3, ln 65; and figures 2-2A) except performing the claimed inspection after molding the second protective layer.

It should be noted that the protective coating of Jensen et al is curable and it protects the elements from an environmental condition, which has been defined by the instant specification as including molding conditions (col 2, ln 48-col 3, ln 65; and figures 2-2A); the protective coating of Jensen et al can also constitute the claimed covering since the instant specification explicitly recites a covering can also be the protective

coating (see para 0026); and the first protective layer is molded under environmental conditions/molding conditions (col 2, ln 48-col 3, ln 65; and figures 2-2A).

Wurzbacher et al teach a process for decapsulating semiconductor articles for purposes including visual inspection and/or failure analysis, wherein the amount of encapsulant material removed is easily controlled without disturbing other adjacent or nearby areas (col 1, lns 5-12; col 4, lns 4-11; figs 1-2D). Since Jensen et al and Wurzbacher et al are analogous with respect to encapsulated semiconductors, it would have been obvious to one of ordinary skill in the art at the time the invention was made to incorporate the inspection step taught by Wurzbacher et al into the process of Jensen et al in order to ensure the production of functional products. It should be noted that the controlled decapsulation taught by Wurzbacher et al makes capable the removal of the second protective layer of Jensen et al while retaining the first protective layer.

8. Claims 19-26 are rejected under pre-AIA 35 U.S.C. 103(a) as being unpatentable over Jensen et al (USPN 599867) in view of Wurzbacher et al (USPN 7326305). In regard to claim 19, Jensen et al teach the claimed process (col 2, ln 48-col 3, ln 65; and figures 2-2A) except performing the claimed inspection after molding the second protective layer.

It should be noted that the protective coating of Jensen et al is curable and it protects the elements from an environmental condition, which has been defined by the instant specification as including molding conditions (col 2, ln 48-col 3, ln 65; and figures 2-2A); the protective coating of Jensen et al can also constitute the claimed covering

since the instant specification explicitly recites a covering can also be the protective coating (see para 0026); and the first protective layer is molded under environmental conditions/molding conditions (col 2, ln 48-col 3, ln 65; and figures 2-2A).

Wurzbacher et al teach a process for decapsulating semiconductor articles for purposes including visual inspection and/or failure analysis, wherein the amount of encapsulant material removed is easily controlled without disturbing other adjacent or nearby areas (col 1, lns 5-12; col 4, lns 4-11; figs 1-2D). Since Jensen et al and Wurzbacher et al are analogous with respect to encapsulated semiconductors, it would have been obvious to one of ordinary skill in the art at the time the invention was made to incorporate the inspection step taught by Wurzbacher et al into the process of Jensen et al in order to ensure the production of functional products. It should be noted that the controlled decapsulation taught by Wurzbacher et al makes capable the removal of the second protective layer of Jensen et al while retaining the first protective layer. In regard to claim 20, and 26, such are taught by Jensen et al (col 2, ln 48-col 3, ln 65; and figures 2-2A). In regard to claim 21, the use of a specific material is a mere obvious matter of choice dependent on the desired final product and of little patentable consequence to the claimed process since it is not a manipulative feature or step of the claimed process. Further, the claimed material is well-known in the encapsulant art in order to produce diverse, high-quality encapsulants. Thus, it would have been obvious to one of ordinary skill in the art at the time the invention was made to use the claimed materials in the process of Jensen et al in order to produce diverse products having desired qualities. In regard to claims 22-24, the use of a specific preform is a mere

obvious matter of choice dependent on the desired final product and of little patentable consequence to the claimed process since it is not a manipulative feature or step of the claimed process. Further, the claimed preforms are well-known in the electronic art for its desired function. Thus, it would have been obvious to one of ordinary skill in the art at the time the invention was made to use the claimed preforms in the process of Jensen et al in order to produce diverse products having a desired function. In regard to claim 25, such is well-known in the molding art to re-mold a defective layer in order to produce a high quality product. Thus, it would have been obvious to one of ordinary skill in the art at the time the invention was made to re-mold the outer molding of Jensen et al if the outer molding is found to be defective.

9. Applicant's arguments filed 8/29/14 have been fully considered but they are not persuasive. Without detailed reasoning, applicant has merely argued the prior art of record does not teach the claimed invention.

Applicant should note that the protective coating of Jensen et al is curable and it protects the elements from an environmental condition, which has been defined by the instant specification as including molding conditions (col 2, ln 48-col 3, ln 65; and figures 2-2A); the protective coating of Jensen et al can also constitute the claimed covering since the instant specification explicitly recites a covering can also be the protective coating (see para 0026); and the first protective layer is molded under environmental conditions/molding conditions (col 2, ln 48-col 3, ln 65; and figures 2-2A).

10. Any inquiry concerning this communication or earlier communications from the examiner should be directed to EDMUND LEE whose telephone number is (571)272-1204. The examiner can normally be reached on MONDAY-THURSDAY FROM 9AM-4PM.

If attempts to reach the examiner by telephone are unsuccessful, the examiner's supervisor, Yogendra Gupta can be reached on 571.272.1316. The fax phone number for the organization where this application or proceeding is assigned is 571-273-8300.

Information regarding the status of an application may be obtained from the Patent Application Information Retrieval (PAIR) system. Status information for published applications may be obtained from either Private PAIR or Public PAIR. Status information for unpublished applications is available through Private PAIR only. For more information about the PAIR system, see <http://pair-direct.uspto.gov>. Should you have questions on access to the Private PAIR system, contact the Electronic Business Center (EBC) at 866-217-9197 (toll-free). If you would like assistance from a USPTO Customer Service Representative or access to the automated information system, call 800-786-9199 (IN USA OR CANADA) or 571-272-1000.


EDMUND H. LEE
Primary Examiner
Art Unit 1744

EHL
/EDMUND LEE/
Primary Examiner, Art Unit 1744

EAST Search History**EAST Search History (Prior Art)**

Ref #	Hits	Search Query	DBs	Default Operator	Plurals	Time Stamp
L1	3	((("5999867") or ("5998867") or ("7326305")).PN.	USPAT	OR	OFF	2015/01/07 13:54
L2	2	((("20110061150") or ("20110213225")).PN.	US-PGPUB; USPAT	OR	OFF	2015/01/07 14:34
L3	2	((("5998867") or ("7326305")).PN.	USPAT	OR	OFF	2015/01/07 14:37
L4	3	((("8529811") or ("5998867") or ("7326305")).PN.	USPAT	OR	OFF	2015/01/07 14:40
L5	1	("20120313296").PN.	US-PGPUB; USPAT	OR	OFF	2015/01/07 14:57
L6	1	("20120313272").PN.	US-PGPUB; USPAT	OR	OFF	2015/01/07 15:02
L7	1	("8529811").PN.	US-PGPUB; USPAT	OR	OFF	2015/01/07 15:13

1/ 7/ 2015 3:14:33 PM**C:\ Users\ elee1\ Desktop\ default.wsp**

Search Notes 	Application/Control No. 13/158,372 Examiner EDMUND LEE	Applicant(s)/Patent under Reexamination FULLAM ET AL. Art Unit 1744
--	---	--

SEARCHED			
Class	Subclass	Date	Examiner

INTERFERENCE SEARCHED			
Class	Subclass	Date	Examiner

SEARCH NOTES (INCLUDING SEARCH STRATEGY)		
	DATE	EXMR
updated	1/12/2015	EHL

IN THE UNITED STATES PATENT AND TRADEMARK OFFICE

In re the Application of:

Fullam et al.

Application Serial No.: 13/158,372

Filing Date: June 10, 2011

For: COMPONENT PROTECTIVE
OVERMOLDING

Examiner: LEE, Edmund H

Confirmation No.: 9277

Group Art Unit: 1744

Transmission Date: July 14, 2015

Atty. Docket No.: ALI-001

CERTIFICATE OF EFS-WEB TRANSMISSION

I hereby certify that this correspondence is being transmitted via the U.S. Patent and Trademark Office electronic filing system (EFS-Web) to the USPTO on **July 14, 2015**.



Signed: _____
Scott S. Kokka

RESPONSE TO OFFICE ACTION

Dear Sir or Madam:

Please find enclosed a complete, updated claim listing and remarks in response to the Office Action mailed January 14, 2015.

CLAIM LISTING

Please amend claims 1, 10, 18, and 19 as indicated below.

1. (Currently amended) A method, comprising:
 - selectively applying a protective coating comprising a curable material substantially over one or more elements coupled to a framework, the protective coating protecting the one or more elements from an environmental condition;
 - selectively placing a covering comprising a physical structure substantially over one or more other elements coupled to the framework, the covering protecting the one or more other elements from the environmental condition;
 - molding a first protective layer under the environmental condition over the framework, the one or more elements, the protective coating, the one or more other elements, and the covering after the protective coating has been selectively applied, the first protective layer being configured to cover the framework and the one or more elements and the one or more other elements;
 - performing an inspection, the inspection including at least a function test to determine whether the first protective layer has sufficiently coated one or more electronic items to protect the one or more electronic items from damage, after molding the first protective layer, the first protective layer being configured to be removed if a defect is detected during the inspection;
 - molding a second protective layer over the first protective layer, the second protective layer being configured to cover the framework and to provide a cosmetic surface configured to receive a pattern; and
 - performing another inspection, the another inspection including at least another function test to determine whether the second protective layer has sufficiently coated one or more electronic items to protect the one or more electronic items from damage, after molding the second protective layer, the second protective layer being configured to be removed if another defect is detected during the another inspection, and the first protective layer being configured to be retained if the another defect is detected during the another inspection.

2. (Previously Presented) The method of claim 1, further comprising performing another inspection after molding the first protective layer and before molding the second protective layer.
3. (Canceled)
4. (Previously Presented) The method of claim 1, wherein the second protective layer is removed if the inspection after molding the second protective layer yields the defect in the second protective layer.
5. (Previously Presented) The method of claim 1, wherein the protective coating comprises an ultra violet curable material.
6. (Original) The method of claim 1, wherein the first protective layer comprises a thermoplastic.
7. (Original) The method of claim 1, wherein the first protective layer comprises a polymer.
8. (Original) The method of claim 1, wherein the first protective layer comprises an elastomer.
9. (Original) The method of claim 1, wherein the first protective layer comprises a thermoplastic elastomer.

10. (Currently amended) A method, comprising:

selectively applying a protective coating comprising a curable material substantially over one or more elements coupled to a framework, the protective coating protecting the one or more elements from an environmental condition;

selectively placing a covering comprising a physical structure substantially over one or more other elements coupled to the framework, the covering protecting the one or more other elements from the environmental condition;

forming a first protective layer under the environmental condition substantially over the framework, the one or more elements, the protective coating, the one or more other elements, and the covering, after the protective coating has been selectively applied;

performing an inspection, the inspection including at least a function test to determine whether the first protective layer has sufficiently coated one or more electronic items to protect the one or more electronic items from damage, after molding the first protective layer, the first protective layer being configured to be removed if a defect is detected during the inspection;

forming a second protective layer substantially over the first protective layer, the second protective layer being configured to protect the framework and to provide a cosmetic surface;
and

performing another inspection, the another inspection including at least another function test to determine whether the second protective layer has sufficiently coated one or more electronic items to protect the one or more electronic items from damage, after forming the second protective layer, the second protective layer being configured to be removed if another defect is detected during the another inspection, and the first protective layer being configured to be retained if the another defect is detected during the another inspection.

11. (Canceled)

12. (Previously Presented) The method of claim 10, wherein the protective coating comprises an epoxy.

13. (Previously Presented) The method of claim 10, wherein the protective coating comprises an ultra violet curable material configured to prevent damage to the one or more elements when the first protective layer or the second protective layer are formed.
14. (Original) The method of claim 10, wherein the one or more elements comprises a structure configured to use electrical power from a battery to generate a vibration.
15. (Original) The method of claim 10, wherein the one or more elements comprises a printed circuit board assembly.
16. (Canceled)
17. (Original) The method of claim 10, wherein the one or more elements comprises a processor.
18. (Currently amended) A method, comprising:
 - selectively applying a protective coating comprising a curable material substantially over one or more elements coupled to a framework, the protective coating protecting the one or more elements from an environmental condition;
 - selectively placing a covering comprising a physical structure substantially over one or more other elements coupled to the framework, the covering protecting the one or more other elements from the environmental condition;
 - forming a molding under the environmental condition substantially over the framework, the one or more elements coupled to the framework, the protective coating, the one or more other elements coupled to the framework, and the covering, an outer surface of the molding being configured to receive a cosmetic design; and
 - performing an inspection, the inspection including at least a function test to determine whether the molding has sufficiently coated one or more electronic items to protect the one or more electronic items from damage, after forming the molding, the molding being configured to be removed if a defect is detected during the inspection, and the protective material being configured to be retained if the defect is detected during the inspection.

19. (Currently amended) A method, comprising:
- selectively applying a protective coating comprising a curable material substantially over one or more elements coupled to a framework, the protective coating protecting the one or more elements from an environmental condition;
 - selectively placing a covering comprising a physical structure substantially over one or more other elements coupled to the framework, the covering protecting the one or more other elements from the environmental condition;
 - forming an inner molding under the environmental condition substantially over the framework, the one or more elements coupled to the framework, the protective coating, the one or more other elements coupled to the framework, and the covering, the inner molding being formed after the protective coating has been selectively applied;
 - performing an inspection, the inspection including at least a function test to determine whether the inner molding has sufficiently coated one or more electronic items to protect the one or more electronic items from damage, after forming the inner molding, the inner molding being configured to be removed if a defect is detected during the inspection;
 - forming an outer molding substantially over the inner molding, the outer molding being configured to protect the framework and to provide a surface configured to receive a pattern; and
 - performing another inspection, the another inspection including at least another function test to determine whether the outer molding has sufficiently coated one or more electronic items to protect the one or more electronic items from damage, after forming the outer molding, the outer molding being configured to be removed if another defect is detected during the another inspection, and the inner molding being configured to be retained if the another defect is detected during the another inspection.
20. (Original) The method of claim 19, wherein the framework comprises a metal.
21. (Original) The method of claim 19, wherein the framework comprises an alloy.
22. (Original) The method of claim 19, wherein at least one of the one or more elements is an accelerometer.

23. (Original) The method of claim 19, wherein at least one of the one or more elements is an analog audio plug.
24. (Original) The method of claim 22, wherein the analog audio plug is a TRRS.
25. (Original) The method of claim 19, further comprising forming another outer molding if the defect is found in the outer molding, the another outer molding being formed after the outer molding is removed.
26. (Original) The method of claim 19, wherein the outer molding is configured to be impermeable.
27. (Canceled)
28. (Previously Presented) The method of claim 1, further comprising:
removing the second protective layer if the defect is detected during the inspection; and
molding a third protective layer over the first protective layer after removing the second protective layer.
29. (Previously Presented) The method of claim 1, further comprising:
forming the pattern on the second protective layer.

REMARKS

Claims 1, 10, 18, and 19 have been amended to clarify the subject matter regarded as the invention. Claims 3, 11, 16, and 27 have been cancelled. Claims 1-2, 4-10, 12-15, 17-26, and 28-29 remain pending.

The Examiner has rejected claims 1-2, 4-10, 12-15, 17-26, and 28-29 under pre-AIA 35 U.S.C. §103(a) as being unpatentable over U.S. Patent No. 5,998,867 to Jensen et al. (“Jensen”) in view of U.S. Patent No. 7,326,305 to Wurzbacher et al. (“Wurzbacher”).

The rejections are respectfully traversed. As amended, claim 1 recites “...performing an inspection, the inspection including at least a function test to determine whether the first protective layer has sufficiently coated one or more electronic items to protect the one or more electronic items from damage, after molding the first protective layer, the first protective layer being configured to be removed if a defect is detected during the inspection; molding a second protective layer over the first protective layer, the second protective layer being configured to cover the framework and to provide a cosmetic surface configured to receive a pattern; and performing another inspection, the another inspection including at least another function test to determine whether the second protective layer has sufficiently coated one or more electronic items to protect the one or more electronic items from damage, after molding the second protective layer, the second protective layer being configured to be removed if another defect is detected during the another inspection, and the first protective layer being configured to be retained if the another defect is detected during the another inspection.” Neither Jensen nor Wurzbacher disclose, teach, suggest, motivate, or otherwise describe the claimed invention as amended above. For example, Jensen and Wurzbacher are completely silent on the implementation of a function test, as described and supported by Applicant’s specification, following the formation or molding of protective layers. Wurzbacher is, in fact, completely silent on electronic items altogether and Jensen describes the use of a physical structure (e.g., radiation shield) to protect electronic items, which teaches away from the use of a function test to determine if electronic items remain functional (i.e., produce voltages and currents that indicate operational status) after moldings are applied over them. Thus, Applicants submit that claim 1 is allowable for the reasons stated above.

Claims 2, 4-9, 28, and 29 depend from claim 1 and are believed to be allowable for the same reasons described above. Independent claims 10, 18, and 19 were amended similarly to claim 1 and are also believed to be allowable for the same reasons as those set forth above for claim 1. Further, claims 12-15 and 17 depend from claim 10 and claims 20-26 depend from claim 19 and are also believed to be allowable for similar reasons.

Reconsideration of the application and allowance of all claims are respectfully requested based on the preceding remarks. If at any time the Examiner believes that an interview would be helpful, please contact the undersigned.

Respectfully submitted,

A handwritten signature in black ink, appearing to read 'S. Kokka', with a stylized flourish at the end.

Scott S. Kokka
Reg. No. 51,893

KOKKA & BACKUS, PC
703 High Street
Palo Alto, CA 94301-2447
Tel: (650) 566-9921
Fax: (650) 566-9922

Electronic Patent Application Fee Transmittal				
Application Number:		13158372		
Filing Date:		10-Jun-2011		
Title of Invention:		COMPONENT PROTECTIVE OVERMOLDING		
First Named Inventor/Applicant Name:		Scott Fullam		
Filer:		Scott Susumu Kokka		
Attorney Docket Number:		ALI-001		
Filed as Large Entity				
Filing Fees for Utility under 35 USC 111(a)				
Description	Fee Code	Quantity	Amount	Sub-Total in USD(\$)
Basic Filing:				
Pages:				
Claims:				
Miscellaneous-Filing:				
Petition:				
Patent-Appeals-and-Interference:				
Post-Allowance-and-Post-Issuance:				
Extension-of-Time:				

Description	Fee Code	Quantity	Amount	Sub-Total in USD(\$)
Extension - 3 months with \$0 paid	1253	1	1400	1400
Miscellaneous:				
Total in USD (\$)				1400

Electronic Acknowledgement Receipt	
EFS ID:	22918984
Application Number:	13158372
International Application Number:	
Confirmation Number:	9277
Title of Invention:	COMPONENT PROTECTIVE OVERMOLDING
First Named Inventor/Applicant Name:	Scott Fullam
Customer Number:	15516
Filer:	Scott Susumu Kokka
Filer Authorized By:	
Attorney Docket Number:	ALI-001
Receipt Date:	14-JUL-2015
Filing Date:	10-JUN-2011
Time Stamp:	22:50:32
Application Type:	Utility under 35 USC 111(a)

Payment information:

Submitted with Payment	yes
Payment Type	Credit Card
Payment was successfully received in RAM	\$1400
RAM confirmation Number	6148
Deposit Account	
Authorized User	
The Director of the USPTO is hereby authorized to charge indicated fees and credit any overpayment as follows:	

File Listing:					
Document Number	Document Description	File Name	File Size(Bytes)/ Message Digest	Multi Part /.zip	Pages (if appl.)
1	Amendment/Req. Reconsideration-After Non-Final Reject	ALI-001Response.pdf	135946 aea996cbebb88fc9f0874dffa1a4163a8cc4d11	no	9
Warnings:					
Information:					
2	Fee Worksheet (SB06)	fee-info.pdf	30546 e5a9e65e8d32916c30d09c630e46deb16daf65aa	no	2
Warnings:					
Information:					
Total Files Size (in bytes):			166492		
<p>This Acknowledgement Receipt evidences receipt on the noted date by the USPTO of the indicated documents, characterized by the applicant, and including page counts, where applicable. It serves as evidence of receipt similar to a Post Card, as described in MPEP 503.</p> <p><u>New Applications Under 35 U.S.C. 111</u> If a new application is being filed and the application includes the necessary components for a filing date (see 37 CFR 1.53(b)-(d) and MPEP 506), a Filing Receipt (37 CFR 1.54) will be issued in due course and the date shown on this Acknowledgement Receipt will establish the filing date of the application.</p> <p><u>National Stage of an International Application under 35 U.S.C. 371</u> If a timely submission to enter the national stage of an international application is compliant with the conditions of 35 U.S.C. 371 and other applicable requirements a Form PCT/DO/EO/903 indicating acceptance of the application as a national stage submission under 35 U.S.C. 371 will be issued in addition to the Filing Receipt, in due course.</p> <p><u>New International Application Filed with the USPTO as a Receiving Office</u> If a new international application is being filed and the international application includes the necessary components for an international filing date (see PCT Article 11 and MPEP 1810), a Notification of the International Application Number and of the International Filing Date (Form PCT/RO/105) will be issued in due course, subject to prescriptions concerning national security, and the date shown on this Acknowledgement Receipt will establish the international filing date of the application.</p>					

Under the Paperwork Reduction Act of 1995, no persons are required to respond to a collection of information unless it displays a valid OMB control number.

PATENT APPLICATION FEE DETERMINATION RECORD Substitute for Form PTO-875				Application or Docket Number 13/158,372		Filing Date 06/10/2011		<input type="checkbox"/> To be Mailed	
ENTITY: <input type="checkbox"/> LARGE <input checked="" type="checkbox"/> SMALL <input type="checkbox"/> MICRO									
APPLICATION AS FILED – PART I									
		(Column 1)		(Column 2)					
FOR		NUMBER FILED		NUMBER EXTRA		RATE (\$)		FEE (\$)	
<input type="checkbox"/> BASIC FEE (37 CFR 1.16(a), (b), or (c))		N/A		N/A		N/A			
<input type="checkbox"/> SEARCH FEE (37 CFR 1.16(k), (i), or (m))		N/A		N/A		N/A			
<input type="checkbox"/> EXAMINATION FEE (37 CFR 1.16(o), (p), or (q))		N/A		N/A		N/A			
TOTAL CLAIMS (37 CFR 1.16(i))		minus 20 =		*		X \$ =			
INDEPENDENT CLAIMS (37 CFR 1.16(h))		minus 3 =		*		X \$ =			
<input type="checkbox"/> APPLICATION SIZE FEE (37 CFR 1.16(s))		If the specification and drawings exceed 100 sheets of paper, the application size fee due is \$310 (\$155 for small entity) for each additional 50 sheets or fraction thereof. See 35 U.S.C. 41(a)(1)(G) and 37 CFR 1.16(s).							
<input type="checkbox"/> MULTIPLE DEPENDENT CLAIM PRESENT (37 CFR 1.16(j))									
* If the difference in column 1 is less than zero, enter "0" in column 2.						TOTAL			
APPLICATION AS AMENDED – PART II									
		(Column 1)		(Column 2)		(Column 3)			
AMENDMENT	07/14/2015		CLAIMS REMAINING AFTER AMENDMENT			HIGHEST NUMBER PREVIOUSLY PAID FOR	PRESENT EXTRA	RATE (\$)	ADDITIONAL FEE (\$)
	Total (37 CFR 1.16(i))		* 25		Minus	** 27	= 0	X \$40 =	0
	Independent (37 CFR 1.16(h))		* 4		Minus	***4	= 0	X \$210 =	0
	<input type="checkbox"/> Application Size Fee (37 CFR 1.16(s))								
	<input type="checkbox"/> FIRST PRESENTATION OF MULTIPLE DEPENDENT CLAIM (37 CFR 1.16(j))								
	TOTAL ADD'L FEE								0
		(Column 1)		(Column 2)		(Column 3)			
AMENDMENT			CLAIMS REMAINING AFTER AMENDMENT			HIGHEST NUMBER PREVIOUSLY PAID FOR	PRESENT EXTRA	RATE (\$)	ADDITIONAL FEE (\$)
	Total (37 CFR 1.16(i))		*		Minus	**	=	X \$ =	
	Independent (37 CFR 1.16(h))		*		Minus	***	=	X \$ =	
	<input type="checkbox"/> Application Size Fee (37 CFR 1.16(s))								
	<input type="checkbox"/> FIRST PRESENTATION OF MULTIPLE DEPENDENT CLAIM (37 CFR 1.16(j))								
	TOTAL ADD'L FEE								
<p>* If the entry in column 1 is less than the entry in column 2, write "0" in column 3.</p> <p>** If the "Highest Number Previously Paid For" IN THIS SPACE is less than 20, enter "20".</p> <p>*** If the "Highest Number Previously Paid For" IN THIS SPACE is less than 3, enter "3".</p> <p>The "Highest Number Previously Paid For" (Total or Independent) is the highest number found in the appropriate box in column 1.</p>									

LIE
/STELLA LITTLE/

This collection of information is required by 37 CFR 1.16. The information is required to obtain or retain a benefit by the public which is to file (and by the USPTO to process) an application. Confidentiality is governed by 35 U.S.C. 122 and 37 CFR 1.14. This collection is estimated to take 12 minutes to complete, including gathering, preparing, and submitting the completed application form to the USPTO. Time will vary depending upon the individual case. Any comments on the amount of time you require to complete this form and/or suggestions for reducing this burden, should be sent to the Chief Information Officer, U.S. Patent and Trademark Office, U.S. Department of Commerce, P.O. Box 1450, Alexandria, VA 22313-1450. DO NOT SEND FEES OR COMPLETED FORMS TO THIS ADDRESS. **SEND TO: Commissioner for Patents, P.O. Box 1450, Alexandria, VA 22313-1450.**

If you need assistance in completing the form, call 1-800-PTO-9199 and select option 2.

PATENT ASSIGNMENT COVER SHEET

Electronic Version v1.1
Stylesheet Version v1.2

EPAS ID: PAT3502102

SUBMISSION TYPE:	NEW ASSIGNMENT
NATURE OF CONVEYANCE:	SECURITY INTEREST
CONVEYING PARTY DATA	
Name	Execution Date
ALIPHCOM	08/26/2015
MACGYVER ACQUISITION LLC	08/26/2015
ALIPH, INC.	08/26/2015
BODYMEDIA, INC.	08/26/2015
PROJECT PARIS ACQUISITION LLC	08/26/2015
RECEIVING PARTY DATA	
Name:	BLACKROCK ADVISORS, LLC
Street Address:	1 UNIVERSITY SQUARE DRIVE
Internal Address:	C/O GLOBAL ALLOCATION GROUP
City:	PRINCETON
State/Country:	NEW JERSEY
Postal Code:	08540
PROPERTY NUMBERS Total: 604	
Property Type	Number
Application Number:	10159770
Application Number:	13069244
Application Number:	13069264
Application Number:	13069275
Application Number:	13753441
Application Number:	29333427
Application Number:	29333428
Application Number:	29333430
Application Number:	29333431
Application Number:	29333432
Application Number:	10400292
Application Number:	10667207
Application Number:	10769302
Application Number:	11199856
Application Number:	11704552

Property Type	Number
Application Number:	11859460
Application Number:	11860004
Application Number:	11969737
Application Number:	11982956
Application Number:	12006607
Application Number:	12039718
Application Number:	12123364
Application Number:	12139333
Application Number:	12139344
Application Number:	12139355
Application Number:	12139361
Application Number:	12163592
Application Number:	12163617
Application Number:	12163647
Application Number:	12163675
Application Number:	12243718
Application Number:	12244670
Application Number:	12354689
Application Number:	12606140
Application Number:	12606146
Application Number:	12756051
Application Number:	12772947
Application Number:	12772963
Application Number:	12772975
Application Number:	12826643
Application Number:	12826658
Application Number:	12882482
Application Number:	12886919
Application Number:	13037057
Application Number:	13109839
Application Number:	13117539
Application Number:	13135728
Application Number:	13158372
Application Number:	13158416
Application Number:	13180000
Application Number:	13180320
Application Number:	13181486
Application Number:	13181500

Property Type	Number
Application Number:	13181511
Application Number:	13181512
Application Number:	13181513
Application Number:	13184422
Application Number:	13209047
Application Number:	13246617
Application Number:	13247975
Application Number:	13270976
Application Number:	13346719
Application Number:	13361919
Application Number:	13374746
Application Number:	13405240
Application Number:	13405241
Application Number:	13420568
Application Number:	13421576
Application Number:	13427839
Application Number:	13431725
Application Number:	13433204
Application Number:	13433208
Application Number:	13433213
Application Number:	13436765
Application Number:	13454040
Application Number:	13491345
Application Number:	13491524
Application Number:	13492770
Application Number:	13492776
Application Number:	13492857
Application Number:	13528830
Application Number:	13552462
Application Number:	13561033
Application Number:	13627997
Application Number:	13666932
Application Number:	13669356
Application Number:	13669369
Application Number:	13669375
Application Number:	13670419
Application Number:	13672392
Application Number:	13672398

Property Type	Number
Application Number:	13672451
Application Number:	13672671
Application Number:	13673846
Application Number:	13673857
Application Number:	13674080
Application Number:	13802266
Application Number:	13802283
Application Number:	13802305
Application Number:	13802319
Application Number:	13802409
Application Number:	13802425
Application Number:	13802442
Application Number:	13802528
Application Number:	13802646
Application Number:	13802674
Application Number:	13802689
Application Number:	13827683
Application Number:	13827754
Application Number:	13830770
Application Number:	13830860
Application Number:	13830927
Application Number:	13831139
Application Number:	13831260
Application Number:	13831301
Application Number:	13831447
Application Number:	13831485
Application Number:	13831689
Application Number:	13831698
Application Number:	13870843
Application Number:	13886173
Application Number:	13886254
Application Number:	13890143
Application Number:	13894850
Application Number:	13898451
Application Number:	13898465
Application Number:	13898472
Application Number:	13898474
Application Number:	13900943

Property Type	Number
Application Number:	13906109
Application Number:	13906244
Application Number:	13917225
Application Number:	13919307
Application Number:	13919339
Application Number:	13919919
Application Number:	13929718
Application Number:	13942503
Application Number:	13942623
Application Number:	13942674
Application Number:	13948160
Application Number:	13952532
Application Number:	13952552
Application Number:	13954331
Application Number:	13954367
Application Number:	13957383
Application Number:	13959707
Application Number:	13959708
Application Number:	13959709
Application Number:	13967317
Application Number:	14029300
Application Number:	14058125
Application Number:	14064189
Application Number:	14065393
Application Number:	14065400
Application Number:	14065415
Application Number:	14065419
Application Number:	14067444
Application Number:	14068551
Application Number:	14069008
Application Number:	14069031
Application Number:	14070437
Application Number:	14070443
Application Number:	14070446
Application Number:	14070452
Application Number:	14071531
Application Number:	14071546
Application Number:	14073550

Property Type	Number
Application Number:	14073696
Application Number:	14075523
Application Number:	14076014
Application Number:	14079632
Application Number:	14105119
Application Number:	14105127
Application Number:	14105146
Application Number:	14105157
Application Number:	14105159
Application Number:	14105172
Application Number:	14105173
Application Number:	14144494
Application Number:	14144499
Application Number:	14144505
Application Number:	14144512
Application Number:	14144513
Application Number:	14144514
Application Number:	14144516
Application Number:	14144517
Application Number:	14144518
Application Number:	14144519
Application Number:	14144521
Application Number:	14144524
Application Number:	14145849
Application Number:	14145852
Application Number:	14145856
Application Number:	14145879
Application Number:	14145887
Application Number:	14145894
Application Number:	14149805
Application Number:	14181589
Application Number:	14181595
Application Number:	14183425
Application Number:	14183463
Application Number:	14183472
Application Number:	14183490
Application Number:	14183491
Application Number:	14183493

Property Type	Number
Application Number:	14187317
Application Number:	14188602
Application Number:	14191284
Application Number:	14192432
Application Number:	14192463
Application Number:	14192610
Application Number:	14192620
Application Number:	14194424
Application Number:	14194495
Application Number:	14203464
Application Number:	14203467
Application Number:	14205138
Application Number:	14205151
Application Number:	14205215
Application Number:	14205263
Application Number:	14207183
Application Number:	14207203
Application Number:	14207221
Application Number:	14207235
Application Number:	14207243
Application Number:	14207263
Application Number:	14207420
Application Number:	14207429
Application Number:	14209329
Application Number:	14209690
Application Number:	14209959
Application Number:	14210201
Application Number:	14210234
Application Number:	14212832
Application Number:	14213439
Application Number:	14214065
Application Number:	14214086
Application Number:	14214254
Application Number:	14215038
Application Number:	14215047
Application Number:	14215051
Application Number:	14219648
Application Number:	14224868

Property Type	Number
Application Number:	14225339
Application Number:	14243747
Application Number:	14244677
Application Number:	14244759
Application Number:	14246971
Application Number:	14260221
Application Number:	14266697
Application Number:	14270242
Application Number:	14270249
Application Number:	14272464
Application Number:	14279253
Application Number:	14281856
Application Number:	14289617
Application Number:	14301220
Application Number:	14301227
Application Number:	14313895
Application Number:	14328665
Application Number:	14389766
Application Number:	14421815
Application Number:	14445051
Application Number:	14452496
Application Number:	14457051
Application Number:	14463556
Application Number:	14468327
Application Number:	29299133
Application Number:	29299134
Application Number:	29299135
Application Number:	29299139
Application Number:	29353843
Application Number:	29353844
Application Number:	29353846
Application Number:	29353847
Application Number:	29354212
Application Number:	29377627
Application Number:	29377628
Application Number:	29378325
Application Number:	29378327
Application Number:	29378328

Property Type	Number
Application Number:	29378329
Application Number:	29383495
Application Number:	29383712
Application Number:	29383714
Application Number:	29393916
Application Number:	29405617
Application Number:	29405623
Application Number:	29405625
Application Number:	29405626
Application Number:	29405627
Application Number:	29405628
Application Number:	29405630
Application Number:	29405631
Application Number:	29405633
Application Number:	29405634
Application Number:	29405635
Application Number:	29405636
Application Number:	29405637
Application Number:	29405638
Application Number:	29405639
Application Number:	29405640
Application Number:	29405641
Application Number:	29405642
Application Number:	29405643
Application Number:	29405644
Application Number:	29405645
Application Number:	29405646
Application Number:	29413571
Application Number:	29413572
Application Number:	29413573
Application Number:	29445283
Application Number:	29445286
Application Number:	29445287
Application Number:	29459899
Application Number:	29459900
Application Number:	62019327
Application Number:	62067428
Application Number:	62107411

Property Type	Number
Application Number:	14121355
Application Number:	14121463
Application Number:	14121465
Application Number:	14121938
Application Number:	14121939
Application Number:	14121940
Application Number:	14121941
Application Number:	14121942
Application Number:	14121943
Application Number:	14121944
Application Number:	14121947
Application Number:	14121948
Application Number:	14313901
Application Number:	14480048
Application Number:	14480070
Application Number:	14480427
Application Number:	14480446
Application Number:	14480452
Application Number:	14480462
Application Number:	14480628
Application Number:	14486978
Application Number:	14486997
Application Number:	14488042
Application Number:	14493298
Application Number:	14519116
Application Number:	14526503
Application Number:	14532789
Application Number:	14541064
Application Number:	14541134
Application Number:	14541135
Application Number:	14578297
Application Number:	14596127
Application Number:	14606995
Application Number:	14637387
Application Number:	14640013
Application Number:	14656683
Application Number:	14659521
Application Number:	09419600

Property Type	Number
Application Number:	09595660
Application Number:	09602537
Application Number:	09620579
Application Number:	09822890
Application Number:	09923181
Application Number:	10227575
Application Number:	10313255
Application Number:	10612894
Application Number:	10682293
Application Number:	10682759
Application Number:	10940214
Application Number:	10940889
Application Number:	11088002
Application Number:	11239748
Application Number:	11247049
Application Number:	11434949
Application Number:	11481147
Application Number:	11582896
Application Number:	11724373
Application Number:	11876623
Application Number:	11925906
Application Number:	11925965
Application Number:	11928039
Application Number:	11930036
Application Number:	11930053
Application Number:	11930081
Application Number:	11930091
Application Number:	11930092
Application Number:	11930094
Application Number:	12033722
Application Number:	12033731
Application Number:	12033741
Application Number:	12033746
Application Number:	12033751
Application Number:	12033753
Application Number:	12033760
Application Number:	12033766
Application Number:	12352911

Property Type	Number
Application Number:	12840109
Application Number:	13130282
Application Number:	13291879
Application Number:	13291982
Application Number:	13734433
Application Number:	13761409
Application Number:	13761557
Application Number:	14058485
Application Number:	14058493
Application Number:	14058501
Application Number:	14058563
Application Number:	14059054
Application Number:	14059072
Application Number:	14059117
Application Number:	14060004
Application Number:	14060010
Application Number:	14060029
Application Number:	14060047
Application Number:	14060072
Application Number:	14060082
Application Number:	14060092
Application Number:	14060122
Application Number:	14081369
Application Number:	14081406
Application Number:	14081880
Application Number:	14081889
Application Number:	14081901
Application Number:	14081928
Application Number:	14081935
Application Number:	14081942
Application Number:	14081951
Application Number:	14081956
Application Number:	14081967
Application Number:	14081972
Application Number:	14081979
Application Number:	14082070
Application Number:	14082176
Application Number:	14082178

Property Type	Number
Application Number:	14082179
Application Number:	14082180
Application Number:	14082183
Application Number:	14082185
Application Number:	14082186
Application Number:	14082188
Application Number:	14082189
Application Number:	14082190
Application Number:	14082192
Application Number:	14083372
Application Number:	14083382
Application Number:	14083389
Application Number:	14083397
Application Number:	14083401
Application Number:	14083404
Application Number:	14083407
Application Number:	14133607
Application Number:	14133610
Application Number:	14133612
Application Number:	14133615
Application Number:	14133619
Application Number:	14133620
Application Number:	14133622
Application Number:	14133625
Application Number:	14133626
Application Number:	14133634
Application Number:	14133638
Application Number:	14133640
Application Number:	14133641
Application Number:	14136750
Application Number:	14137027
Application Number:	14137087
Application Number:	14137126
Application Number:	14137233
Application Number:	14138030
Application Number:	14138033
Application Number:	14138024
Application Number:	14138043

Property Type	Number
Application Number:	14138046
Application Number:	14139871
Application Number:	14139872
Application Number:	14139873
Application Number:	14139875
Application Number:	14221506
Application Number:	14248576
Application Number:	14248776
Application Number:	14248830
Application Number:	14248853
Application Number:	14248885
Application Number:	14249135
Application Number:	14249211
Application Number:	14249235
Application Number:	14249262
Application Number:	14249290
Application Number:	14249314
Application Number:	14249318
Application Number:	14249328
Application Number:	14252090
Application Number:	14284947
Application Number:	14285018
Application Number:	14285036
Application Number:	14285092
Application Number:	14285159
Application Number:	14285194
Application Number:	14285232
Application Number:	14292105
Application Number:	14292368
Application Number:	14292735
Application Number:	14292831
Application Number:	14292833
Application Number:	14336413
Application Number:	14336448
Application Number:	14336539
Application Number:	14336571
Application Number:	14336598
Application Number:	14336625

Property Type	Number
Application Number:	29127587
Application Number:	29129931
Application Number:	29143975
Application Number:	29256362
Application Number:	29256753
Application Number:	29383860
Application Number:	29434003
Application Number:	14509034
Application Number:	14526499
Application Number:	14630618
Application Number:	14636157
Application Number:	14636158
Application Number:	95002354
Application Number:	95002360
Application Number:	95002366
Application Number:	95002367
Application Number:	95002371
Application Number:	95002376
Application Number:	95002382
Application Number:	14039258
Application Number:	09622910
Application Number:	09986989
Application Number:	29445284
Application Number:	29466527
Application Number:	29466531
Application Number:	29466534
Application Number:	29466536
Application Number:	29466539
Application Number:	29470963
Application Number:	29470964
Application Number:	29470965
Application Number:	29470966
Application Number:	29470967
Application Number:	29470968
Application Number:	29477005
Application Number:	29477006
Application Number:	29478533
Application Number:	29479052

Property Type	Number
Application Number:	29479055
Application Number:	29479058
Application Number:	29479060
Application Number:	29479064
Application Number:	29479066
Application Number:	29479069
Application Number:	29479071
Application Number:	29479074
Application Number:	29479077
Application Number:	29479078
Application Number:	29479079
Application Number:	29482849
Application Number:	29482850
Application Number:	29482851
Application Number:	29482852
Application Number:	29482854
Application Number:	29482855
Application Number:	29482856
Application Number:	29485103
Application Number:	29485118
Application Number:	29495368
Application Number:	29495369
Application Number:	29495373
Application Number:	29495376
Application Number:	29495380
Application Number:	29495384
Application Number:	29495387
Application Number:	29495389
Application Number:	29495390
Application Number:	29495394
Application Number:	29495395
Application Number:	29495397
Application Number:	29495399
Application Number:	29495400
Application Number:	29495404
Application Number:	29495405
Application Number:	29495406
Application Number:	29495407

Property Type	Number
Application Number:	29495669
Application Number:	29495670
Application Number:	29495674
Application Number:	29508180
Application Number:	29508184
Application Number:	29508185
Application Number:	29508187
Application Number:	29508193
Application Number:	29508196
Application Number:	29508200
Application Number:	29508205
Application Number:	29508207
Application Number:	29516012
Application Number:	29516014
Application Number:	29516015
Application Number:	29516016
Application Number:	29516017
Application Number:	29517054
Application Number:	29517056

CORRESPONDENCE DATA

Fax Number: (617)235-9802

Correspondence will be sent to the e-mail address first; if that is unsuccessful, it will be sent using a fax number, if provided; if that is unsuccessful, it will be sent via US Mail.

Phone: 6179517860

Email: ronald.duvernay@ropesgray.com

Correspondent Name: JOSHUA S. JACKSON

Address Line 1: PRUDENTIAL TOWER, 800 BOYLSTON STREET

Address Line 2: ROPES & GRAY LLP

Address Line 4: BOSTON, MASSACHUSETTS 02199-3600

ATTORNEY DOCKET NUMBER:	MFOG-652
NAME OF SUBMITTER:	JOSHUA S. JACKSON
SIGNATURE:	/j jackson/
DATE SIGNED:	08/27/2015
	This document serves as an Oath/Declaration (37 CFR 1.63).

Total Attachments: 32

source=MFOG Amended PAT Sec Int#page1.tif

source=MFOG Amended PAT Sec Int#page2.tif

source=MFOG Amended PAT Sec Int#page3.tif

source=MFOG Amended PAT Sec Int#page4.tif

source=MFOG Amended PAT Sec Int#page5.tif
source=MFOG Amended PAT Sec Int#page6.tif
source=MFOG Amended PAT Sec Int#page7.tif
source=MFOG Amended PAT Sec Int#page8.tif
source=MFOG Amended PAT Sec Int#page9.tif
source=MFOG Amended PAT Sec Int#page10.tif
source=MFOG Amended PAT Sec Int#page11.tif
source=MFOG Amended PAT Sec Int#page12.tif
source=MFOG Amended PAT Sec Int#page13.tif
source=MFOG Amended PAT Sec Int#page14.tif
source=MFOG Amended PAT Sec Int#page15.tif
source=MFOG Amended PAT Sec Int#page16.tif
source=MFOG Amended PAT Sec Int#page17.tif
source=MFOG Amended PAT Sec Int#page18.tif
source=MFOG Amended PAT Sec Int#page19.tif
source=MFOG Amended PAT Sec Int#page20.tif
source=MFOG Amended PAT Sec Int#page21.tif
source=MFOG Amended PAT Sec Int#page22.tif
source=MFOG Amended PAT Sec Int#page23.tif
source=MFOG Amended PAT Sec Int#page24.tif
source=MFOG Amended PAT Sec Int#page25.tif
source=MFOG Amended PAT Sec Int#page26.tif
source=MFOG Amended PAT Sec Int#page27.tif
source=MFOG Amended PAT Sec Int#page28.tif
source=MFOG Amended PAT Sec Int#page29.tif
source=MFOG Amended PAT Sec Int#page30.tif
source=MFOG Amended PAT Sec Int#page31.tif
source=MFOG Amended PAT Sec Int#page32.tif

AMENDED AND RESTATED PATENT SECURITY AGREEMENT

THIS AMENDED AND RESTATED PATENT SECURITY AGREEMENT (as it may be amended, restated or otherwise modified from time to time, the “Patent Security Agreement”) is entered into as of August 26, 2015 by and among (i) AliphCom, a California corporation (the “Company”), MacGyver Acquisition LLC, a Delaware limited liability company, Aliph, Inc., a Delaware Corporation, BodyMedia, Inc., a Delaware corporation, and Project Paris Acquisition LLC, a Delaware limited liability company (each, a “Grantor”, and collectively, the “Grantors”), and (ii) BlackRock Advisors, LLC, a Delaware limited liability company (the “Agent”).

W I T N E S S E T H:

WHEREAS, each of the Grantors, the Purchasers identified therein and the Agent are entering into the Note Purchase Agreement, dated as of April 28, 2015, as amended by the First Amendment to Note Purchase Agreement; Omnibus Amendment to Secured Convertible Promissory Notes and Limited Consent, dated as of July 22, 2015 (as amended, restated, supplemented, or otherwise modified from time to time, the “Existing Note Purchase Agreement”), pursuant to which the Company issued certain secured convertible promissory notes (the “Notes”) and the other Grantors agreed to Guarantee the Obligations;

WHEREAS, each of the Grantors and the Agent entered into the original Security Agreement, dated as of April 28, 2015 (as amended, restated, supplemented, or otherwise modified from time to time, the “Original Security Agreement”), in order to induce the Purchasers to purchase the Notes and to secure the Secured Obligations; and

WHEREAS, pursuant to the Original Security Agreement, each of the Grantors is required to execute and deliver to Agent the original Patent Security Agreement, dated as of April 28, 2015 (the “Original Patent Security Agreement”);

WHEREAS, each of the Grantors, the Purchasers identified therein and the Agent entered into the Note Purchase Agreement, dated as of July 21, 2015 (as amended, restated, supplemented, or otherwise modified from time to time, the “July 2015 Note Purchase Agreement”), pursuant to which the Company issued certain additional Notes and the other Grantors agreed to Guarantee the Secured Obligations;

WHEREAS, each of the Grantors and the Agent entered into the Amended and Restated Security Agreement, dated as of July 22, 2015 (as amended, restated, supplemented, or otherwise modified from time to time, the “Security Agreement”), in order to induce the Purchasers to purchase the additional Notes and to secure the Secured Obligations; and

WHEREAS, the parties to the Original Patent Security Agreement wish to amend and restate the Original Patent Security Agreement in its entirety;

NOW, THEREFORE, in consideration of the premises and mutual covenants herein contained and for other good and valuable consideration, the receipt and sufficiency of which are hereby acknowledged, each Grantor hereby agrees as follows:

1. **DEFINED TERMS.** All initially capitalized terms used but not otherwise defined herein have the meanings given to them in the Security Agreement, and this Patent Security Agreement shall be subject to the rules of construction set forth in the Security Agreement, which rules of construction are incorporated herein by this reference, *mutatis mutandis*.

2. GRANT OF SECURITY INTEREST IN PATENT COLLATERAL. Each Grantor does hereby unconditionally grant, assign, and pledge to Agent, and agrees to unconditionally grant, assign, and pledge to Agent, for its benefit and the benefit of each of the Noteholders, to secure the Secured Obligations, as applicable, a continuing security interest (referred to in this Patent Security Agreement as the “Security Interest”) in all of such Grantor’s entire right, title and interest in and to the following, whether now owned or hereafter acquired or arising (collectively, the “Patent Collateral”):

(a) all of such Grantor’s Patents and Patent Intellectual Property Licenses to which it is a party including those referred to on Schedule I;

(b) all applications, improvements, divisionals, continuations, continuations-in-part, reissues, reexaminations, or extensions of the foregoing, foreign counterparts, and the inventions covered thereby;

(c) all files and records relating to the prosecution, exploitation, and defense of any of the foregoing, and all rights of action pertaining to the Grantor’s Patents; and

(d) all products and proceeds of the foregoing, including any claim by such Grantor against third parties for past, present or future infringement of any Patent or any Patent exclusively licensed under any Intellectual Property License, including the right to receive damages, or right to receive license fees, royalties, and other compensation under any Patent Intellectual Property License.

3. SECURITY FOR SECURED OBLIGATIONS. This Patent Security Agreement and the Security Interest created hereby secures the payment and performance of the Secured Obligations, whether now existing or arising hereafter. Without limiting the generality of the foregoing, this Patent Security Agreement secures the payment of all amounts which constitute part of the Secured Obligations and would be owed by Grantors, or any of them, to Agent, or the Noteholders, whether or not they are unenforceable or not allowable due to the existence of an Insolvency Proceeding involving any Grantor.

4. SECURITY AGREEMENT. The Security Interest granted pursuant to this Patent Security Agreement is granted in conjunction with the security interests granted to Agent, for its benefit and the benefit of the Noteholders, pursuant to the Security Agreement. Each Grantor hereby acknowledges and affirms that the rights and remedies of Agent with respect to the Security Interest in the Patent Collateral made and granted hereby are more fully set forth in the Security Agreement, the terms and provisions of which are incorporated by reference herein as if fully set forth herein. To the extent there is any inconsistency between this Patent Security Agreement and the Security Agreement, the Security Agreement shall control.

5. AUTHORIZATION TO SUPPLEMENT. If any Grantor shall obtain rights to any new patent application or issued patent or become entitled to the benefit of any patent application or patent for any improvement, divisional, continuation, continuation-in-part, reissue, or reexamination of any existing patent or patent application, or any inventions covered thereby, the provisions of this Patent Security Agreement shall automatically apply thereto. Grantors hereby authorize Agent unilaterally to modify this Patent Security Agreement by amending Schedule I to include any such new patent rights of each Grantor. Notwithstanding the foregoing, no failure to so modify this Patent Security Agreement or amend Schedule I shall in any way affect, invalidate or detract from Agent’s continuing security interest in all Collateral, whether or not listed on Schedule I.

6. COUNTERPARTS. This Patent Security Agreement is a Note Document. This Patent Security Agreement may be executed in any number of counterparts and by different parties on separate counterparts, each of which, when executed and delivered, shall be deemed to be an original, and all of which, when taken together, shall constitute but one and the same Patent Security Agreement. Delivery

of an executed counterpart of this Patent Security Agreement by telefacsimile or other electronic method of transmission shall be equally as effective as delivery of an original executed counterpart of this Patent Security Agreement. Any party delivering an executed counterpart of this Patent Security Agreement by telefacsimile or other electronic method of transmission also shall deliver an original executed counterpart of this Patent Security Agreement but the failure to deliver an original executed counterpart shall not affect the validity, enforceability, and binding effect of this Patent Security Agreement.

7. CHOICE OF LAW AND VENUE, JURY TRIAL WAIVER. THIS PATENT SECURITY AGREEMENT SHALL BE SUBJECT TO THE PROVISIONS REGARDING CHOICE OF LAW AND VENUE AND JURY TRIAL WAIVER SET FORTH IN SECTIONS 8.16, 8.17 AND 8.18 OF THE SECURITY AGREEMENT, AND SUCH PROVISIONS ARE INCORPORATED HEREIN BY THIS REFERENCE, *MUTATIS MUTANDIS*.

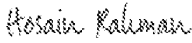
8. ORIGINAL PATENT SECURITY AGREEMENT AMENDED AND RESTATED. This Patent Security Agreement is an amendment and restatement of the Original Patent Security Agreement. This Patent Security Agreement is in no way intended to constitute a novation of the Original Patent Security Agreement or the "Obligations" (as defined in the Existing Note Purchase Agreement and the July 2015 Note Purchase Agreement). Any security granted pursuant to or in connection with the Original Patent Security Agreement and the other documents executed in connection therewith shall continue to secure the Secured Obligations.

[signature page follows]

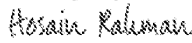
IN WITNESS WHEREOF, the parties hereto have caused this Patent Security Agreement to be executed and delivered as of the day and year first above written.

GRANTORS:

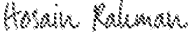
ALIPHCOM,
a California corporation

DocuSigned by:

By: 0E4D8FA187D24C0...
Name: Hosain Rahman
Title: Chief Executive Officer


ALIPH, INC.,
a Delaware corporation

DocuSigned by:

By: 0E4D8FA187D24C0...
Name: Hosain Rahman
Title: Chief Executive Officer

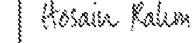
MACGYVER ACQUISITION, LLC,
a Delaware limited liability company
by **ALIPHCOM**, as sole member

DocuSigned by:

By: 0E4D8FA187D24C0...
Name: Hosain Rahman
Title: Chief Executive Officer

BODYMEDIA, INC.,
a Delaware corporation

DocuSigned by:

By: 0E4D8FA187D24C0...
Name: Hosain Rahman
Title: Chief Executive Officer

PROJECT PARIS ACQUISITION LLC, a
Delaware limited liability company
by **ALIPHCOM**, as sole member


DocuSigned by:

By: 0E4D8FA187D24C0...
Name: Hosain Rahman
Title: Chief Executive Officer

[SIGNATURE PAGE TO AMENDED AND RESTATED PATENT SECURITY AGREEMENT]

AGENT:

ACCEPTED AND ACKNOWLEDGED BY:

BLACKROCK ADVISORS, LLC

By: 
Name: Lisa D'Donnell
Title: Managing Director, Authorized Signatory

[SIGNATURE PAGE TO AMENDED AND RESTATED PATENT SECURITY AGREEMENT]

SCHEDULE I
to
PATENT SECURITY AGREEMENT

Patents

Current Owner	Country	Patent No.	Application No.	Filed
Aliph, Inc.	U.S.	7246058B2	10159770	5/30/2002
Aliph, Inc.	U.S.		13069244	3/22/2011
Aliph, Inc.	U.S.		13069264	3/22/2011
Aliph, Inc.	U.S.		13069275	3/22/2011
Aliph, Inc.	U.S.	8,942,383	13753441	1/29/2013
Aliph, Inc.	U.S.	D0609901S	29333427	3/9/2009
Aliph, Inc.	U.S.	D0610579S	29333428	3/9/2009
Aliph, Inc.	U.S.	D0614179S	29333430	3/9/2009
Aliph, Inc.	U.S.	D0609900S	29333431	3/9/2009
Aliph, Inc.	U.S.	D0620247S	29333432	3/9/2009
Aliphcom, Inc.	U.S.	8467543B2	10400282	3/27/2003
Aliphcom, Inc.	U.S.	8019091B2	10667207	9/18/2003
Aliphcom, Inc.	U.S.	7433484B2	10769302	1/30/2004
Aliphcom, Inc.	U.S.	8340309B2	11199856	8/8/2005

Aliphcom	U.S.	8810732B1	11704552	2/9/2007
Aliphcom	U.S.	8839342B2	11859460	9/21/2007
Aliphcom	U.S.	8320824B2	11860004	9/24/2007
Aliphcom	U.S.	7929446	11969737	1/4/2008
Aliphcom	U.S.		11982956	11/5/2007
Aliphcom	U.S.	8489136B2	12006607	1/3/2008
AliphCom, Inc.	U.S.	8055307	12039718	2/18/2008
Aliphcom, Inc.	U.S.	8625816B2	12123364	5/19/2008
Aliphcom, Inc.	U.S.	8503691B2	12139333	6/13/2008
Aliphcom, Inc.	U.S.	8837746B2	12139344	6/13/2008
Aliphcom, Inc.	U.S.	8494177B2	12139355	6/13/2008
Aliphcom, Inc.	U.S.	8503692B2	12139361	6/13/2008

Aliphcom, Inc.	U.S.	8254617B2	12163592	6/27/2008
Aliphcom, Inc.	U.S.	8280072B2	12163617	6/27/2008
Aliphcom, Inc.	U.S.		12163647	6/27/2008
Aliphcom, Inc.	U.S.	8477961B2	12163675	6/27/2008
Aliphcom, Inc.	U.S.	8130984B2	12243718	10/1/2008
Aliphcom, Inc.	U.S.	8503596B2	12244670	10/2/2008
Aliphcom, Inc.	U.S.	8452347B2	12354689	1/15/2009
Aliphcom, Inc.	U.S.	8326611B2	12606140	10/26/2009
Aliphcom, Inc.	U.S.	8321213B2	12606146	10/26/2009
Aliphcom, Inc.	U.S.		12756051	4/7/2010
Aliphcom, Inc.	U.S.	8503686B2	12772947	5/3/2010
Aliphcom, Inc.	U.S.	8452023B2	12772963	5/3/2010
Aliphcom, Inc.	U.S.	8488803B2	12772975	5/3/2010

Aliphcom, Inc.	U.S.	8699721B2	12826643	6/29/2010
Aliphcom, Inc.	U.S.	8731211B2	12826658	6/29/2010
Aliphcom, Inc.	U.S.	8842848B2	12882482	9/15/2010
Aliphcom, Inc.	U.S.	9003429	12886919	9/21/2010
Aliphcom, Inc.	U.S.		13037057	2/28/2011
AliphCom	U.S.		13109839	5/17/2011
Aliphcom, Inc.	U.S.	8817642B2	13117539	5/27/2011
Aliphcom, Inc.	U.S.		13135728	7/12/2011
Aliphcom, Inc.	U.S.		13158372	6/10/2011
Aliphcom, Inc.	U.S.		13158416	6/11/2011
Aliphcom	U.S.		13180000	7/11/2011
Aliphcom	U.S.	8793522B2	13180320	7/11/2011
Aliphcom	U.S.		13181486	7/12/2011

Aliphcom	U.S.		13181500	7/12/2011
Aliphcom	U.S.		13181511	7/12/2011
Aliphcom	U.S.		13181512	7/12/2011
Aliphcom	U.S.		13181513	7/12/2011
Aliphcom	U.S.	8838184B2	13184422	7/15/2011
Aliphcom	U.S.		13209047	8/12/2011
AliphCom, Inc.	U.S.	8509690B2	13246617	9/27/2011
Aliphcom	U.S.		13247975	9/28/2011
Aliphcom	U.S.	8804986B2	13270976	10/11/2011
Aliphcom	U.S.		13346719	1/9/2012
Aliphcom	U.S.		13361919	1/30/2012
Aliphcom	U.S.		13374746	1/9/2012

Aliphcom	U.S.		13405240	2/25/2012
Aliphcom	U.S.		13405241	2/25/2012
Aliphcom	U.S.		13420568	3/14/2012
Aliphcom	U.S.		13421576	3/15/2012
Aliphcom	U.S.	8529811B2	13427839	3/22/2012
Aliphcom, Inc.	U.S.		13431725	3/27/2012
Aliphcom	U.S.		13433204	3/28/2012
Aliphcom	U.S.		13433208	3/28/2012
Aliphcom	U.S.		13433213	3/28/2012
Aliphcom, Inc.	U.S.	8682018B2	13436765	3/30/2012
Aliphcom, Inc.	U.S.	8446275B2	13454040	4/23/2012
Aliphcom	U.S.		13491345	6/7/2012

Aliphcom	U.S.		13491524	6/7/2012
Aliphcom	U.S.		13492770	6/8/2012
Aliphcom	U.S.		13492776	6/8/2012
Aliphcom	U.S.		13492857	6/9/2012
Aliphcom	U.S.		13528830	6/20/2012
AliphCom	U.S.		13552462	7/18/2012
Aliphcom	U.S.		13561033	7/28/2012
AliphCom	U.S.		13627997	9/26/2012
AliphCom, Inc.	U.S.		13666932	11/1/2012
AliphCom, Inc.	U.S.		13669356	11/5/2012
AliphCom, Inc.	U.S.		13669369	11/5/2012
AliphCom, Inc.	U.S.		13669375	11/5/2012
AliphCom	U.S.		13670419	11/6/2012
AliphCom	U.S.		13672392	11/8/2012
Aliphcom	U.S.		13672398	11/8/2012
AliphCom	U.S.		13672451	11/8/2012

Aliphcom	U.S.		13672671	11/8/2012
AliphCom	U.S.		13673846	11/9/2012
AliphCom	U.S.		13673857	11/9/2012
AliphCom	U.S.		13674080	11/11/2012
AliphCom	U.S.	8934654B2	13802266	3/13/2013
AliphCom	U.S.		13802283	3/13/2013
AliphCom	U.S.		13802305	3/13/2013
AliphCom	U.S.		13802319	3/13/2013
AliphCom	U.S.		13802409	3/13/2013
AliphCom	U.S.		13802425	3/13/2013
AliphCom	U.S.		13802442	3/13/2013
Aliphcom, Inc.	U.S.		13802528	3/13/2013
AliphCom	U.S.		13802646	3/13/2013
Aliphcom	U.S.		13802674	3/13/2013
Aliphcom	U.S.		13802689	3/13/2013
Aliphcom	U.S.		13827683	3/14/2013
AliphCom	U.S.		13827754	3/14/2013
AliphCom	U.S.		13830770	3/14/2013
Aliphcom	U.S.		13830860	3/14/2013
Aliphcom	U.S.		13830927	3/14/2013
Aliphcom	U.S.		13831139	3/14/2013

AliphCom	U.S.		13831260	3/14/2013
AliphCom	U.S.		13831301	3/14/2013
AliphCom	U.S.		13831447	3/14/2013
Aliphcom	U.S.		13831485	3/14/2013
AliphCom	U.S.		13831689	3/15/2013
AliphCom	U.S.		13831698	3/15/2013
Aliphcom	U.S.		13871843	4/26/2013
AliphCom	U.S.		13886173	5/2/2013
Aliphcom	U.S.		13886254	5/2/2013
AliphCom	U.S.		13890143	5/8/2013
AliphCom	U.S.		13894850	5/15/2013
Aliphcom	U.S.		13898451	5/20/2013
AliphCom	U.S.		13898465	5/20/2013
AliphCom	U.S.		13898472	5/21/2013
AliphCom	U.S.		13898474	5/21/2013
AliphCom	U.S.		13900943	5/23/2013
AliphCom	U.S.		13906109	5/30/2013
AliphCom	U.S.		13906244	5/30/2013
AliphCom	U.S.		13917225	6/13/2013
Aliphcom	U.S.		13919307	6/17/2013
Aliphcom	U.S.		13919339	6/17/2013
AliphCom	U.S.		13919919	6/17/2013

AliphCom	U.S.		13929718	6/27/2013
Aliphcom	U.S.		13942503	7/15/2013
Aliphcom	U.S.		13942623	7/15/2013
Aliphcom	U.S.		13942674	7/15/2013
Aliphcom, Inc.	U.S.		13948160	7/22/2013
AliphCom	U.S.		13952532	7/26/2013
AliphCom	U.S.		13952552	7/26/2013
AliphCom	U.S.		13954331	7/30/2013
AliphCom	U.S.		13954367	7/30/2013
AliphCom	U.S.		13957383	8/1/2013
Aliphcom	U.S.		13959707	8/5/2013
Aliphcom, Inc.	U.S.		13959708	8/5/2013
Aliphcom	U.S.		13959709	8/5/2013
AliphCom	U.S.		13967317	8/14/2013
AliphCom	U.S.		14029300	9/17/2013
AliphCom	U.S.		14058125	10/18/2013
AliphCom	U.S.		14064189	10/27/2013
AliphCom	U.S.		14065393	10/28/2013
AliphCom	U.S.		14065400	10/28/2013
AliphCom	U.S.		14065415	10/28/2013
AliphCom	U.S.		14065419	10/29/2013
AliphCom	U.S.		14067444	10/30/2013
AliphCom	U.S.		14068551	10/31/2013
AliphCom	U.S.		14069008	10/31/2013
AliphCom	U.S.		14069031	10/31/2013

AliphCom	U.S.		14070437	11/1/2013
Aliphcom	U.S.		14070443	11/1/2013
AliphCom	U.S.		14070446	11/1/2013
AliphCom	U.S.		14070452	11/1/2013
AliphCom	U.S.		14071531	11/4/2013
AliphCom	U.S.		14071546	11/4/2013
AliphCom	U.S.		14073550	11/6/2013
AliphCom	U.S.		14073696	11/6/2013
AliphCom	U.S.		14075523	11/8/2013
AliphCom	U.S.		14076014	11/8/2013
AliphCom	U.S.		14079632	11/13/2013
AliphCom	U.S.		14105119	12/12/2013
AliphCom	U.S.		14105127	12/12/2013
AliphCom	U.S.		14105146	12/12/2013
AliphCom	U.S.		14105157	12/12/2013
AliphCom	U.S.		14105159	12/12/2013
AliphCom	U.S.		14105172	12/12/2013
AliphCom	U.S.		14105173	12/12/2013
AliphCom	U.S.		14144494	12/30/2013
AliphCom	U.S.		14144499	12/30/2013
AliphCom	U.S.		14144505	12/30/2013
AliphCom	U.S.		14144512	12/30/2013
AliphCom	U.S.		14144513	12/30/2013
AliphCom	U.S.		14144514	12/30/2013
AliphCom	U.S.		14144516	12/30/2013
AliphCom	U.S.		14144517	12/30/2013
AliphCom	U.S.		14144518	12/30/2013
AliphCom	U.S.		14144519	12/30/2013
AliphCom	U.S.		14144521	12/30/2013
AliphCom	U.S.		14144524	12/30/2013

AliphCom	U.S.		14145849	12/31/2013
AliphCom	U.S.		14145852	12/31/2013
AliphCom	U.S.		14145856	12/31/2013
Aliphcom	U.S.		14145879	12/31/2013
AliphCom	U.S.		14145887	12/31/2013
AliphCom	U.S.		14145894	12/31/2013
AliphCom	U.S.		14149805	1/7/2014
AliphCom	U.S.		14181589	2/14/2014
AliphCom	U.S.		14181595	2/18/2014
AliphCom	U.S.		14183425	2/18/2014
AliphCom	U.S.		14183463	2/18/2014
AliphCom	U.S.		14183472	2/18/2014
AliphCom	U.S.		14183490	2/18/2014
AliphCom	U.S.		14183491	2/18/2014
AliphCom	U.S.		14183493	2/18/2014
AliphCom	U.S.		14187317	2/23/2014
AliphCom	U.S.		14188602	2/24/2014
AliphCom	U.S.		14191284	2/26/2014
AliphCom	U.S.		14192432	2/27/2014
AliphCom	U.S.		14192463	2/27/2014
AliphCom	U.S.		14192610	2/27/2014
AliphCom	U.S.		14192620	2/27/2014
AliphCom	U.S.		14194424	2/28/2014
AliphCom	U.S.		14194495	2/28/2014
AliphCom	U.S.		14203464	3/10/2014
AliphCom	U.S.		14203467	3/10/2014
AliphCom	U.S.		14205138	3/11/2014
AliphCom	U.S.		14205151	3/11/2014
AliphCom	U.S.		14205215	3/11/2014
AliphCom	U.S.		14205263	3/11/2014

AliphCom	U.S.		14207183	3/12/2014
AliphCom	U.S.		14207203	3/12/2014
AliphCom	U.S.		14207221	3/12/2014
AliphCom	U.S.		14207235	3/12/2014
AliphCom	U.S.		14207243	3/12/2014
AliphCom	U.S.		14207263	3/12/2014
AliphCom	U.S.		14207420	3/12/2014
AliphCom	U.S.		14207429	3/12/2014
AliphCom	U.S.		14209329	3/13/2014
AliphCom	U.S.		14209690	3/13/2014
AliphCom	U.S.		14209959	3/13/2014
AliphCom	U.S.		14210201	3/13/2014
AliphCom	U.S.		14210234	3/13/2014
AliphCom	U.S.		14212832	3/14/2014
AliphCom	U.S.		14213439	3/14/2014
AliphCom	U.S.		14214065	3/14/2014
AliphCom	U.S.		14214086	3/14/2014
AliphCom	U.S.		14214254	3/14/2014
AliphCom	U.S.		14215038	3/16/2014
AliphCom	U.S.		14215047	3/16/2014
AliphCom	U.S.		14215051	3/16/2014
AliphCom	U.S.		14219648	3/19/2014
Aliphcom, Inc.	U.S.		14224868	3/25/2014
AliphCom	U.S.		14225339	3/25/2014
AliphCom	U.S.		14243747	4/2/2014
AliphCom	U.S.		14244677	4/3/2014
AliphCom	U.S.		14244759	4/3/2014
AliphCom	U.S.		14246971	4/7/2014
AliphCom	U.S.		14260221	4/23/2014
AliphCom	U.S.		14266697	4/30/2014
AliphCom	U.S.		14270242	5/5/2014
AliphCom	U.S.		14270249	5/5/2014

AliphCom	U.S.		14272464	5/7/2014
AliphCom	U.S.		14279253	5/15/2014
AliphCom	U.S.		14281856	5/19/2014
AliphCom	U.S.		14289617	5/28/2014
AliphCom	U.S.		14301220	6/10/2014
AliphCom	U.S.		14301227	6/10/2014
AliphCom	U.S.		14313895	6/24/2014
AliphCom	U.S.		14328665	7/10/2014
AliphCom	U.S.		14389766	9/30/2014
AliphCom	U.S.		14421815	2/13/2015
AliphCom	U.S.		14445051	7/28/2014
AliphCom	U.S.		14452496	8/5/2014
AliphCom	U.S.		14457051	8/11/2014
AliphCom	U.S.		14463556	8/19/2014
AliphCom	U.S.		14468327	8/25/2014
AliphCom, Inc.	U.S.	D0582398S	29299133	12/19/2007
AliphCom, Inc.	U.S.	D0584294S	29299134	12/19/2007
AliphCom, Inc.	U.S.	D0582898S	29299135	12/19/2007
AliphCom, Inc.	U.S.	D0585881S	29299139	12/19/2007
Aliphcom	U.S.	D0632674S	29353843	1/14/2010
Aliphcom	U.S.	D0632675S	29353844	1/14/2010
Aliphcom	U.S.	D0645026S	29353846	1/14/2010
Aliphcom	U.S.	D0632676S	29353847	1/14/2010

Aliphcom	U.S.	D0633480S	29354212	1/20/2010
Aliphcom	U.S.	D0648709S	29377627	10/22/2010
Aliphcom	U.S.	D0648726S	29377628	10/22/2010
Aliphcom	U.S.	D0645024S	29378325	11/2/2010
AliphCom	U.S.	D0655689S	29378327	11/2/2010
AliphCom	U.S.	D0652019S	29378328	11/2/2010
AliphCom	U.S.	D0652020S	29378329	11/2/2010
AliphCom	U.S.	D0641341S	29383495	1/18/2011
AliphCom	U.S.	D0664948S	29383712	1/20/2011
AliphCom	U.S.	D0664949S	29383714	1/20/2011
AliphCom	U.S.	D0653149S	29393916	6/10/2011
AliphCom	U.S.	D0695758S	29405617	11/3/2011
AliphCom	U.S.	D0696272S	29405623	11/3/2011
AliphCom	U.S.	D0695759S	29405625	11/3/2011
AliphCom	U.S.	D0695760S	29405626	11/3/2011
AliphCom	U.S.	D0695761S	29405627	11/3/2011
AliphCom	U.S.	D0696273S	29405628	11/3/2011
AliphCom	U.S.	D0696274S	29405630	11/3/2011

AliphCom	U.S.	D0695762S	29405631	11/3/2011
AliphCom	U.S.	D0699252S	29405633	11/3/2011
AliphCom	U.S.	D0695763S	29405634	11/3/2011
AliphCom	U.S.	D0696275S	29405635	11/3/2011
AliphCom	U.S.	D0695764S	29405636	11/3/2011
AliphCom	U.S.	D0695765S	29405637	11/3/2011
AliphCom	U.S.	D0695766S	29405638	11/3/2011
AliphCom	U.S.	D0695767S	29405639	11/3/2011
AliphCom	U.S.	D0695768S	29405640	11/3/2011
AliphCom	U.S.	D0695769S	29405641	11/3/2011
AliphCom	U.S.	D0695770S	29405642	11/3/2011
AliphCom	U.S.	D0695771S	29405643	11/3/2011
AliphCom	U.S.	D0695772S	29405644	11/3/2011
AliphCom	U.S.	D0695773S	29405645	11/3/2011
AliphCom	U.S.	D0696276S	29405646	11/3/2011
AliphCom	U.S.	D0678864S	29413571	2/16/2012
AliphCom	U.S.	D0678865S	29413572	2/16/2012

AliphCom	U.S.	D0678244S	29413573	2/16/2012
AliphCom	U.S.	D0698757S	29445283	2/8/2013
AliphCom	U.S.	D0698758S	29445286	2/8/2013
AliphCom	U.S.	D0698759S	29445287	2/8/2013
AliphCom	U.S.	D0710325S	29459899	7/3/2013
AliphCom	U.S.	D0713389S	29459900	7/3/2013
AliphCom	U.S.		62019327	6/30/2014
AliphCom	U.S.		62067428	10/22/2014
AliphCom	U.S.		62107411	1/25/2015
AliphCom	U.S.		14/121,355	8/22/2014
AliphCom	U.S.		14/121,463	9/8/2014
AliphCom	U.S.		14/121,465	9/8/2014
AliphCom	U.S.		14/121,938	11/4/2014
AliphCom	U.S.		14/121,939	11/4/2014
AliphCom	U.S.		14/121,940	11/4/2014
AliphCom	U.S.		14/121,941	11/4/2014
AliphCom	U.S.		14/121,942	11/4/2014
AliphCom	U.S.		14/121,943	11/4/2014
AliphCom	U.S.		14/121,944	11/4/2014
AliphCom	U.S.		14/121,947	11/4/2014
AliphCom	U.S.		14/121,948	11/4/2014
AliphCom	U.S.		14/313901	6/24/2014
AliphCom	U.S.		14/480,048	9/8/2014
AliphCom	U.S.		14/480,070	9/8/2014
AliphCom	U.S.		14/480,427	9/8/2014
AliphCom	U.S.		14/480,446	9/8/2014
AliphCom	U.S.		14/480,452	9/8/2014
AliphCom	U.S.		14/480,462	9/8/2014
AliphCom	U.S.		14/480,628	9/8/2014
AliphCom	U.S.		14/486,978	9/15/2014
AliphCom	U.S.		14/486,997	9/15/2014

AliphCom	U.S.		14/488,042	9/16/2014
AliphCom	U.S.		14/493,298	9/22/2014
AliphCom	U.S.		14/519,116	10/20/2014
AliphCom	U.S.		14/526,503	10/28/2014
AliphCom	U.S.		14/532,789	11/4/2014
AliphCom	U.S.		14/541,064	11/13/2014
AliphCom	U.S.		14/541,134	11/13/2014
AliphCom	U.S.		14/541,135	11/13/2014
AliphCom	U.S.		14/578,297	12/19/2014
AliphCom	U.S.		14/596,127	1/13/2015
AliphCom	U.S.		14/606,995	1/27/2015
AliphCom	U.S.		14/637,387	3/3/2015
AliphCom	U.S.		14/640,013	3/5/2015
AliphCom	U.S.		14/656,683	3/12/2015
AliphCom	U.S.		14/659,521	3/16/2015
BodyMedia, Inc.	U.S.	6,527,711	9419600	10/18/1999
BodyMedia, Inc.	U.S.	7,689,437	9595660	6/16/2000
BodyMedia, Inc.	U.S.	6605038B1	9602537	6/23/2000
BodyMedia, Inc.	U.S.		9620579	7/20/2000
BodyMedia, Inc.	U.S.	6595929B2	9822890	3/30/2001
BodyMedia, Inc.	U.S.	7261690B2	9923181	8/6/2001
BodyMedia, Inc.	U.S.	7020508B2	10227575	8/22/2002
Bodymedia, Inc.	U.S.	7153262B2	10313255	12/6/2002
BodyMedia	U.S.		10612894	7/7/2003
BodyMedia, Inc.	U.S.	8157731B2	10682293	10/9/2003
BodyMedia, Inc.	U.S.	7285090B2	10682759	10/9/2003
BodyMedia, Inc.	U.S.	8398546B2	10940214	9/13/2004
BodyMedia, Inc.	U.S.	7502643B2	10940889	9/13/2004
BodyMedia, Inc.	U.S.	8663106B2	11088002	3/22/2005

Bodymedia, Inc.	U.S.		11239748	9/30/2005
Bodymedia, Inc.	U.S.	8073707	11247049	10/11/2005
Bodymedia, Inc.	U.S.	8961413	11434949	5/16/2006
Bodymedia, Inc.	U.S.	8403845	11481147	7/5/2006
BodyMedia, Inc.	U.S.		11582896	10/17/2006
Bodymedia, Inc.	U.S.	8961414B2	11724373	3/15/2007
Bodymedia, Inc.	U.S.	7,959,567	11876623	10/22/2007
Bodymedia, Inc.	U.S.		11925906	10/27/2007
BodyMedia, Inc.	U.S.	8708904B2	11925965	10/28/2007
Bodymedia, Inc.	U.S.		11928039	10/30/2007
Bodymedia, Inc.	U.S.		11930036	10/30/2007
Bodymedia, Inc.	U.S.		11930053	10/30/2007
Bodymedia, Inc.	U.S.		11930081	10/30/2007
Bodymedia, Inc.	U.S.	8641612B2	11930091	10/31/2007
Bodymedia, Inc.	U.S.	8,968,196	11930092	10/31/2007
Bodymedia, Inc.	U.S.	8852098B2	11930094	10/31/2007

BodyMedia, Inc.	U.S.		12033722	2/19/2008
BodyMedia, Inc.	U.S.		12033731	2/19/2008
BodyMedia, Inc.	U.S.		12033741	2/19/2008
BodyMedia, Inc.	U.S.		12033746	2/19/2008
BodyMedia, Inc.	U.S.		12033751	2/19/2008
BodyMedia, Inc.	U.S.	8382590B2	12033753	2/19/2008
BodyMedia, Inc.	U.S.	8275635B2	12033760	2/19/2008
BodyMedia, Inc.	U.S.		12033766	2/19/2008
BodyMedia	U.S.		12352911	1/13/2009
BodyMedia, Inc.	U.S.	8369936B2	12840109	7/20/2010
BodyMedia, Inc.	U.S.		13130282	6/18/2012
Virginia Commonwealth University				
Bodymedia, Inc.	U.S.	8870766	13291879	11/8/2011
Bodymedia, Inc.	U.S.		13291982	11/8/2011
BodyMedia, Inc.	U.S.		13734433	1/4/2013
BodyMedia, Inc.	U.S.		13761409	2/7/2013
BODYMEDIA, INC.	U.S.		13761557	2/7/2013

BodyMedia, Inc.	U.S.		14058485	10/21/2013
BodyMedia, Inc.	U.S.		14058493	10/21/2013
BodyMedia, Inc.	U.S.	8979763	14058501	10/21/2013
BodyMedia, Inc.	U.S.		14058563	10/21/2013
BodyMedia, Inc.	U.S.		14059054	10/21/2013
BodyMedia, Inc.	U.S.		14059072	10/21/2013
BodyMedia, Inc.	U.S.		14059117	10/21/2013
BODYMEDIA, INC.	U.S.		14060004	10/22/2013
BodyMedia, Inc.	U.S.		14060010	10/22/2013
BodyMedia, Inc.	U.S.		14060029	10/22/2013
BodyMedia, Inc.	U.S.		14060047	10/22/2013
BodyMedia, Inc.	U.S.		14060072	10/22/2013
BodyMedia, Inc.	U.S.		14060082	10/22/2013
BodyMedia, Inc.	U.S.		14060092	10/22/2013
BODYMEDIA, INC.	U.S.		14060122	10/22/2013
BodyMedia, Inc.	U.S.		14081369	11/15/2013
BodyMedia, Inc.	U.S.		14081406	11/15/2013
BodyMedia, Inc.	U.S.		14081880	11/15/2013
BodyMedia, Inc.	U.S.		14081889	11/15/2013
BodyMedia, Inc.	U.S.		14081901	11/15/2013
BodyMedia, Inc.	U.S.		14081928	11/15/2013
BodyMedia, Inc.	U.S.		14081935	11/15/2013
BodyMedia, Inc.	U.S.		14081942	11/15/2013
BodyMedia, Inc.	U.S.		14081951	11/15/2013
BodyMedia, Inc.	U.S.		14081956	11/15/2013
BodyMedia, Inc.	U.S.		14081967	11/15/2013
BodyMedia, Inc.	U.S.		14081972	11/15/2013
BodyMedia, Inc.	U.S.		14081979	11/15/2013
BodyMedia, Inc.	U.S.		14082070	11/15/2013
BodyMedia, Inc.	U.S.		14082176	11/17/2013
BodyMedia, Inc.	U.S.		14082178	11/17/2013
BodyMedia, Inc.	U.S.		14082179	11/17/2013
BODYMEDIA, INC.	U.S.		14082180	11/17/2013
BodyMedia, Inc.	U.S.		14082183	11/17/2013
BODYMEDIA, INC.	U.S.		14082185	11/17/2013
BodyMedia, Inc.	U.S.		14082186	11/17/2013
BodyMedia, Inc.	U.S.		14082188	11/17/2013
BodyMedia, Inc.	U.S.		14082189	11/17/2013
BodyMedia, Inc.	U.S.		14082190	11/17/2013
BodyMedia, Inc.	U.S.		14082192	11/17/2013
BodyMedia, Inc.	U.S.		14083372	11/18/2013

BodyMedia, Inc.	U.S.		14083382	11/18/2013
BodyMedia, Inc.	U.S.		14083389	11/18/2013
BodyMedia, Inc.	U.S.		14083397	11/18/2013
BodyMedia, Inc.	U.S.		14083401	11/18/2013
BodyMedia, Inc.	U.S.		14083404	11/18/2013
BodyMedia, Inc.	U.S.		14083407	11/18/2013
BodyMedia, Inc.	U.S.		14133607	12/18/2013
BodyMedia, Inc.	U.S.		14133610	12/18/2013
BodyMedia, Inc.	U.S.		14133612	12/18/2013
BodyMedia, Inc.	U.S.		14133615	12/18/2013
BodyMedia, Inc.	U.S.		14133619	12/18/2013
BodyMedia, Inc.	U.S.		14133620	12/18/2013
BodyMedia, Inc.	U.S.		14133622	12/18/2013
BodyMedia, Inc.	U.S.		14133625	12/18/2013
BodyMedia, Inc.	U.S.		14133626	12/18/2013
BodyMedia, Inc.	U.S.		14133634	12/18/2013
BodyMedia, Inc.	U.S.		14133638	12/19/2013
BodyMedia, Inc.	U.S.		14133640	12/19/2013
BodyMedia, Inc.	U.S.		14133641	12/19/2013
BodyMedia, Inc.	U.S.		14136750	12/20/2013
BodyMedia, Inc.	U.S.		14137027	12/20/2013
BodyMedia, Inc.	U.S.		14137087	12/20/2013
BodyMedia, Inc.	U.S.		14137126	12/20/2013
BodyMedia, Inc.	U.S.		14137233	12/20/2013
BodyMedia, Inc.	U.S.		14138030	12/21/2013
BodyMedia, Inc.	U.S.		14138033	12/21/2013
BodyMedia, Inc.	U.S.		14138042	12/21/2013
BodyMedia, Inc.	U.S.		14138043	12/21/2013
BodyMedia, Inc.	U.S.		14138046	12/21/2013
BodyMedia, Inc.	U.S.		14139871	12/24/2013
BodyMedia, Inc.	U.S.		14139872	12/24/2013
BodyMedia, Inc.	U.S.		14139873	12/24/2013
Bodymedia, Inc.	U.S.		14139875	12/24/2013
BodyMedia, Inc.	U.S.		14221506	3/21/2014
BODYMEDIA, INC.	U.S.		14248576	4/9/2014
BodyMedia, Inc.	U.S.		14248776	4/9/2014
BodyMedia	U.S.		14248830	4/9/2014
BodyMedia	U.S.		14248853	4/9/2014
BodyMedia	U.S.		14248885	4/9/2014
BodyMedia, Inc.	U.S.		14249135	4/9/2014

BodyMedia, Inc.	U.S.		14249211	4/9/2014
BodyMedia	U.S.		14249235	4/9/2014
BodyMedia, Inc.	U.S.		14249262	4/9/2014
BodyMedia, Inc.	U.S.		14249290	4/9/2014
BodyMedia, Inc.	U.S.		14249314	4/9/2014
BodyMedia	U.S.		14249318	4/9/2014
BodyMedia	U.S.		14249328	4/9/2014
BodyMedia	U.S.		14252090	4/14/2014
BodyMedia	U.S.		14284947	5/22/2014
BodyMedia	U.S.		14285018	5/22/2014
BodyMedia	U.S.		14285036	5/22/2014
BodyMedia	U.S.		14285092	5/22/2014
BodyMedia, Inc.	U.S.		14285159	5/22/2014
BodyMedia, Inc.	U.S.		14285194	5/22/2014
BodyMedia	U.S.		14285232	5/22/2014
BodyMedia, Inc.	U.S.		14292105	5/30/2014
BodyMedia, Inc.	U.S.		14292368	5/30/2014
BodyMedia, Inc.	U.S.		14292735	5/30/2014
BodyMedia	U.S.		14292831	5/31/2014
BodyMedia	U.S.		14292833	5/31/2014
BodyMedia	U.S.		14336413	7/21/2014
BodyMedia	U.S.		14336448	7/21/2014
BodyMedia	U.S.		14336539	7/21/2014
BodyMedia	U.S.		14336571	7/21/2014
BodyMedia	U.S.		14336598	7/21/2014
BodyMedia	U.S.		14336625	7/21/2014
BodyMedia, Inc.	U.S.	D0439981S	29127587	8/9/2000
BodyMedia, Inc.	U.S.	D0451604S	29129931	9/25/2000
BodyMedia, Inc.	U.S.	D0460971S	29143975	6/21/2001
BodyMedia, Inc.	U.S.	D632396	29256362	3/20/2006
BodyMedia, Inc.	U.S.	D631552	29256753	3/24/2006

BodyMedia, Inc.	U.S.	D0645968S	29383860	1/24/2011
BodyMedia, Inc.	U.S.	D0698028S	29434003	10/9/2012
BodyMedia	U.S.		14/509,034	10/7/2014
BodyMedia	U.S.		14/526,499	10/28/2014
BodyMedia	U.S.		14/630,618	2/24/2015
BodyMedia	U.S.		14/630,618	2/24/2015
BodyMedia	U.S.		14/636,157	3/2/2015
BodyMedia	U.S.		14/636,158	3/2/2015
BodyMedia, Inc.	U.S.		95/002,354	9/14/2012
BodyMedia, Inc.	U.S.		95/002,360	9/14/2012
BodyMedia, Inc.	U.S.		95/002,366	9/14/2012
BodyMedia, Inc.	U.S.		95/002,367	9/14/2012
BodyMedia, Inc.	U.S.		95/002,371	9/14/2014
Bodymedia, Inc.	U.S.		95/002,376	9/14/2012
BodyMedia, Inc.	U.S.		95/002,382	9/14/2012
Project Paris Acquisition LLC	U.S.		14039258	9/27/2013
University of Maryland, College park Office of Technology Commercialization	U.S.	6,399,306	9622910	9/5/2000
University of Maryland, College park Office of Technology Commercialization	U.S.	6743587	9986989	11/13/2001
	U.S.		29445284	2/8/2013

	U.S.		29466527	9/9/2013
	U.S.		29466531	9/9/2013
	U.S.		29466534	9/9/2013
	U.S.		29466536	
	U.S.		29466539	
	U.S.		29470963	10/25/2013
	U.S.		29470964	10/25/2013
	U.S.		29470965	10/25/2013
	U.S.		29470966	
	U.S.		29470967	
	U.S.		29470968	
	U.S.		29477005	
	U.S.		29477006	
	U.S.		29/478,533	1/6/2014
	U.S.		29/479,052	1/10/2014
	U.S.		29/479,055	1/10/2014
	U.S.		29/479,058	1/10/2014
	U.S.		29/479,060	1/10/2014
	U.S.		29/479,064	1/10/2014
	U.S.		29/479,066	1/10/2014
	U.S.		29/479,069	1/10/2014
	U.S.		29/479,071	1/10/2014
	U.S.		29/479,074	1/10/2014
	U.S.		29/479,077	1/10/2014
	U.S.		29/479,078	1/10/2014
	U.S.		29/479,079	1/10/2014
	U.S.		29/482,849	2/21/2014
	U.S.		29/482,850	2/21/2014
	U.S.		29/482,851	2/21/2014
	U.S.		29/482,852	2/21/2014
	U.S.		29/482,854	2/21/2014
	U.S.		29/482,855	2/21/2014
	U.S.		29/482,856	2/21/2014
	U.S.		29/485,103	3/14/2014
	U.S.		29/485,118	3/16/2014
	U.S.		29/495,368	6/30/2014
	U.S.		29/495,369	6/30/2014
	U.S.		29/495,373	6/30/2014
	U.S.		29/495,376	6/30/2014
	U.S.		29/495,380	6/30/2014
	U.S.		29/495,384	6/30/2014

	U.S.		29/495,387	6/30/2014
	U.S.		29/495,389	6/30/2014
	U.S.		29/495,390	6/30/2014
	U.S.		29/495,394	6/30/2014
	U.S.		29/495,395	6/30/2014
	U.S.		29/495,397	6/30/2014
	U.S.		29/495,399	6/30/2014
	U.S.		29/495,400	6/30/2014
	U.S.		29/495,404	6/30/2014
	U.S.		29/495,405	6/30/2014
	U.S.		29/495,406	6/30/2014
	U.S.		29/495,407	6/30/2014
	U.S.		29/495,669	7/2/2014
	U.S.		29/495,670	7/2/2014
	U.S.		29/495,674	7/2/2014
	U.S.		29/508,180	11/4/2014
	U.S.		29/508,184	11/4/2014
	U.S.		29/508,185	11/4/2014
	U.S.		29/508,187	11/4/2014
	U.S.		29/508,193	11/4/2014
	U.S.		29/508,196	11/4/2014
	U.S.		29/508,200	11/4/2014
	U.S.		29/508,205	11/4/2014
	U.S.		29/508,207	11/4/2014
	U.S.		29/516,012	1/28/2015
	U.S.		29/516,014	1/28/2015
	U.S.		29/516,015	1/28/2015
	U.S.		29/516,016	1/28/2015
	U.S.		29/516,017	1/28/2015
	U.S.		29/517,054	2/9/2015
	U.S.		29/517,056	2/9/2015

Patent License



UNITED STATES PATENT AND TRADEMARK OFFICE

UNITED STATES DEPARTMENT OF COMMERCE
United States Patent and Trademark Office
Address: COMMISSIONER FOR PATENTS
P.O. Box 1450
Alexandria, Virginia 22313-1450
www.uspto.gov

APPLICATION NO.	FILING DATE	FIRST NAMED INVENTOR	ATTORNEY DOCKET NO.	CONFIRMATION NO.
13/158,372	06/10/2011	Scott Fullam	ALI-001	9277
15516	7590	10/13/2015		
Kokka & Backus, PC 703 High Street Palo Alto, CA 94301			EXAMINER LEE, EDMUND H	
			ART UNIT 1744	PAPER NUMBER
			MAIL DATE 10/13/2015	DELIVERY MODE PAPER

Please find below and/or attached an Office communication concerning this application or proceeding.

The time period for reply, if any, is set in the attached communication.

Office Action Summary	Application No. 13/158,372	Applicant(s) FULLAM ET AL.	
	Examiner EDMUND LEE	Art Unit 1744	AIA (First Inventor to File) Status No

-- The MAILING DATE of this communication appears on the cover sheet with the correspondence address --

Period for Reply

A SHORTENED STATUTORY PERIOD FOR REPLY IS SET TO EXPIRE 3 MONTHS FROM THE MAILING DATE OF THIS COMMUNICATION.

- Extensions of time may be available under the provisions of 37 CFR 1.136(a). In no event, however, may a reply be timely filed after SIX (6) MONTHS from the mailing date of this communication.
- If NO period for reply is specified above, the maximum statutory period will apply and will expire SIX (6) MONTHS from the mailing date of this communication.
- Failure to reply within the set or extended period for reply will, by statute, cause the application to become ABANDONED (35 U.S.C. § 133). Any reply received by the Office later than three months after the mailing date of this communication, even if timely filed, may reduce any earned patent term adjustment. See 37 CFR 1.704(b).

Status

- 1) ☒ Responsive to communication(s) filed on 7/14/15.
☐ A declaration(s)/affidavit(s) under **37 CFR 1.130(b)** was/were filed on ____.
- 2a) ☒ This action is **FINAL**. 2b) ☐ This action is non-final.
- 3) ☐ An election was made by the applicant in response to a restriction requirement set forth during the interview on ____; the restriction requirement and election have been incorporated into this action.
- 4) ☐ Since this application is in condition for allowance except for formal matters, prosecution as to the merits is closed in accordance with the practice under *Ex parte Quayle*, 1935 C.D. 11, 453 O.G. 213.

Disposition of Claims*

- 5) ☒ Claim(s) 1,2,4-10,12-15,17-26,28 and 29 is/are pending in the application.
5a) Of the above claim(s) ____ is/are withdrawn from consideration.
- 6) ☐ Claim(s) ____ is/are allowed.
- 7) ☒ Claim(s) 1,2,4-10,12-15,17-26,28 and 29 is/are rejected.
- 8) ☐ Claim(s) ____ is/are objected to.
- 9) ☐ Claim(s) ____ are subject to restriction and/or election requirement.

* If any claims have been determined allowable, you may be eligible to benefit from the **Patent Prosecution Highway** program at a participating intellectual property office for the corresponding application. For more information, please see http://www.uspto.gov/patents/init_events/pph/index.jsp or send an inquiry to PPHfeedback@uspto.gov.

Application Papers

- 10) ☐ The specification is objected to by the Examiner.
- 11) ☐ The drawing(s) filed on ____ is/are: a) ☐ accepted or b) ☐ objected to by the Examiner.
Applicant may not request that any objection to the drawing(s) be held in abeyance. See 37 CFR 1.85(a).
Replacement drawing sheet(s) including the correction is required if the drawing(s) is objected to. See 37 CFR 1.121(d).

Priority under 35 U.S.C. § 119

- 12) ☐ Acknowledgment is made of a claim for foreign priority under 35 U.S.C. § 119(a)-(d) or (f).

Certified copies:

- a) ☐ All b) ☐ Some** c) ☐ None of the:
1. ☐ Certified copies of the priority documents have been received.
 2. ☐ Certified copies of the priority documents have been received in Application No. ____.
 3. ☐ Copies of the certified copies of the priority documents have been received in this National Stage application from the International Bureau (PCT Rule 17.2(a)).

** See the attached detailed Office action for a list of the certified copies not received.

Attachment(s)

- | | |
|--|---|
| 1) <input type="checkbox"/> Notice of References Cited (PTO-892) | 3) <input type="checkbox"/> Interview Summary (PTO-413) |
| 2) <input type="checkbox"/> Information Disclosure Statement(s) (PTO/SB/08a and/or PTO/SB/08b) | Paper No(s)/Mail Date. ____. |
| Paper No(s)/Mail Date ____. | 4) <input type="checkbox"/> Other: ____. |

1. The present application is being examined under the pre-AIA first to invent provisions.

DETAILED ACTION

2. The following is a quotation of pre-AIA 35 U.S.C. 103(a) which forms the basis for all obviousness rejections set forth in this Office action:

(a) A patent may not be obtained though the invention is not identically disclosed or described as set forth in section 102 of this title, if the differences between the subject matter sought to be patented and the prior art are such that the subject matter as a whole would have been obvious at the time the invention was made to a person having ordinary skill in the art to which said subject matter pertains. Patentability shall not be negated by the manner in which the invention was made.

3. Claims 1-2, 4-9, 28-29 are rejected under pre-AIA 35 U.S.C. 103(a) as being unpatentable over Jensen et al (USPN 599867) in view of Wurzbacher et al (USPN 7326305). In regard to claim 1, Jensen et al teach the claimed process (col 2, ln 48-col 3, ln 65; and figures 2-2A) except performing the claimed inspection after molding the second protective layer.

It should be noted that the protective coating of Jensen et al is curable and it protects the elements from an environmental condition, which has been defined by the instant specification as including molding conditions (col 2, ln 48-col 3, ln 65; and figures 2-2A); the protective coating of Jensen et al can also constitute the claimed covering since the instant specification explicitly recites a covering can also be the protective coating (see para 0026); and the first protective layer is molded under environmental conditions/molding conditions (col 2, ln 48-col 3, ln 65; and figures 2-2A).

Wurzbacher et al teach a process for decapsulating semiconductor articles for purposes including visual inspection and/or failure analysis, wherein the amount of encapsulant material removed is easily controlled without disturbing other adjacent or nearby areas (col 1, lns 5-12; col 4, lns 4-11; figs 1-2D). Since Jensen et al and Wurzbacher et al are analogous with respect to encapsulated semiconductors, it would have been obvious to one of ordinary skill in the art at the time the invention was made to incorporate the inspection step taught by Wurzbacher et al into the process of Jensen et al after each molding step in order to ensure the production of functional products. It should be noted that the controlled decapsulation taught by Wurzbacher et al makes capable the removal of the first and/or second protective layers of Jensen et al while retaining any underlying protective layer. In regard to claims 2-4, such quality assurance measures are well-known in the molding art in order to ensure high quality products. Thus, it would have been obvious to one of ordinary skill in the art at the time the invention was made to perform the claimed quality assurance measures in the process of Jensen et al in order to ensure the production of high quality products. In regard to claims 5-6 and 9, the use of a specific material is a mere obvious matter of choice dependent on the desired final product and of little patentable consequence to the claimed process since it is not a manipulative feature or step of the claimed process. Further, the claimed materials are well-known in the encapsulant art in order to produce diverse, high-quality encapsulants. Thus, it would have been obvious to one of ordinary skill in the art at the time the invention was made to use the claimed materials in the process of Jensen et al in order to produce diverse products having desired qualities. In

regard to claims 7-8, such are taught by Jensen et al (col 2, ln 48-col 3, ln 65; and figures 2-2A). In regard to claim 28, such is taught by the above combination of Jensen et al and Wurzbacher et al since Wurzbacher et al teach a process for decapsulating semiconductor articles for purposes including visual inspection and/or failure analysis, wherein the amount of encapsulant material removed is easily controlled without disturbing other adjacent or nearby areas, and then remolding the removed material in order to provide an approved final product (col 1, lns 5-12; col 4, lns 4-11; figs 1-2D).

4. Claims 10, 12-15, and 17 are rejected under pre-AIA 35 U.S.C. 103(a) as being unpatentable over Jensen et al (USPN 599867) in view of Wurzbacher et al (USPN 7326305). In regard to claim 10, Jensen et al teach the claimed process (col 2, ln 48-col 3, ln 65; and figures 2-2A) except performing the claimed inspection after molding the second protective layer.

It should be noted that the protective coating of Jensen et al is curable and it protects the elements from an environmental condition, which has been defined by the instant specification as including molding conditions (col 2, ln 48-col 3, ln 65; and figures 2-2A); the protective coating of Jensen et al can also constitute the claimed covering since the instant specification explicitly recites a covering can also be the protective coating (see para 0026); and the first protective layer is molded under environmental conditions/molding conditions (col 2, ln 48-col 3, ln 65; and figures 2-2A).

Wurzbacher et al teach a process for decapsulating semiconductor articles for purposes including visual inspection and/or failure analysis, wherein the amount of

encapsulant material removed is easily controlled without disturbing other adjacent or nearby areas (col 1, lns 5-12; col 4, lns 4-11; figs 1-2D). Since Jensen et al and Wurzbacher et al are analogous with respect to encapsulated semiconductors, it would have been obvious to one of ordinary skill in the art at the time the invention was made to incorporate the inspection step taught by Wurzbacher et al into the process of Jensen et al after each molding step in order to ensure the production of functional products. It should be noted that the controlled decapsulation taught by Wurzbacher et al makes capable the removal of the first and/or second protective layers of Jensen et al while retaining any underlying protective layer. In regard to claim 12, such are taught by Jensen et al (col 2, ln 48-col 3, ln 65; and figures 2-2A). In regard to claim 13, the use of a specific material is a mere obvious matter of choice dependent on the desired final product and of little patentable consequence to the claimed process since it is not a manipulative feature or step of the claimed process. Further, the claimed material is well-known in the encapsulant art in order to produce diverse, high-quality encapsulants. Thus, it would have been obvious to one of ordinary skill in the art at the time the invention was made to use the claimed materials in the process of Jensen et al in order to produce diverse products having desired qualities. In regard to claim 14, the use of a specific preform is a mere obvious matter of choice dependent on the desired final product and of little patentable consequence to the claimed process since it is not a manipulative feature or step of the claimed process. Further, the claimed preforms are well-known in the electronic art for its desired function. Thus, it would have been obvious to one of ordinary skill in the art at the time the invention was made to use the

claimed preforms in the process of Jensen et al in order to produce diverse products having a desired function. In regard to claim 15 and 17, such are taught by Jensen et al (col 2, ln 48-col 3, ln 65; and figures 2-2A).

5. Claim 18 is rejected under pre-AIA 35 U.S.C. 103(a) as being unpatentable over Jensen et al (USPN 599867) in view of Wurzbacher et al (USPN 7326305). In regard to claim 18, Jensen et al teach the claimed process (col 2, ln 48-col 3, ln 65; and figures 2-2A) except performing the claimed inspection after molding the second protective layer.

It should be noted that the protective coating of Jensen et al is curable and it protects the elements from an environmental condition, which has been defined by the instant specification as including molding conditions (col 2, ln 48-col 3, ln 65; and figures 2-2A); the protective coating of Jensen et al can also constitute the claimed covering since the instant specification explicitly recites a covering can also be the protective coating (see para 0026); and the first protective layer is molded under environmental conditions/molding conditions (col 2, ln 48-col 3, ln 65; and figures 2-2A).

Wurzbacher et al teach a process for decapsulating semiconductor articles for purposes including visual inspection and/or failure analysis, wherein the amount of encapsulant material removed is easily controlled without disturbing other adjacent or nearby areas (col 1, lns 5-12; col 4, lns 4-11; figs 1-2D). Since Jensen et al and Wurzbacher et al are analogous with respect to encapsulated semiconductors, it would have been obvious to one of ordinary skill in the art at the time the invention was made to incorporate the inspection step taught by Wurzbacher et al into the process of Jensen

et al after each molding step in order to ensure the production of functional products. It should be noted that the controlled decapsulation taught by Wurzbacher et al makes capable the removal of the first and/or second protective layers of Jensen et al while retaining any underlying protective layer.

6. Claims 19-26 are rejected under pre-AIA 35 U.S.C. 103(a) as being unpatentable over Jensen et al (USPN 599867) in view of Wurzbacher et al (USPN 7326305). In regard to claim 19, Jensen et al teach the claimed process (col 2, ln 48-col 3, ln 65; and figures 2-2A) except performing the claimed inspection after molding the second protective layer.

It should be noted that the protective coating of Jensen et al is curable and it protects the elements from an environmental condition, which has been defined by the instant specification as including molding conditions (col 2, ln 48-col 3, ln 65; and figures 2-2A); the protective coating of Jensen et al can also constitute the claimed covering since the instant specification explicitly recites a covering can also be the protective coating (see para 0026); and the first protective layer is molded under environmental conditions/molding conditions (col 2, ln 48-col 3, ln 65; and figures 2-2A).

Wurzbacher et al teach a process for decapsulating semiconductor articles for purposes including visual inspection and/or failure analysis, wherein the amount of encapsulant material removed is easily controlled without disturbing other adjacent or nearby areas (col 1, lns 5-12; col 4, lns 4-11; figs 1-2D). Since Jensen et al and Wurzbacher et al are analogous with respect to encapsulated semiconductors, it would

have been obvious to one of ordinary skill in the art at the time the invention was made to incorporate the inspection step taught by Wurzbacher et al into the process of Jensen et al after each molding step in order to ensure the production of functional products. It should be noted that the controlled decapsulation taught by Wurzbacher et al makes capable the removal of the first and/or second protective layers of Jensen et al while retaining any underlying protective layer. In regard to claim 20, and 26, such are taught by Jensen et al (col 2, ln 48-col 3, ln 65; and figures 2-2A). In regard to claim 21, the use of a specific material is a mere obvious matter of choice dependent on the desired final product and of little patentable consequence to the claimed process since it is not a manipulative feature or step of the claimed process. Further, the claimed material is well-known in the encapsulant art in order to produce diverse, high-quality encapsulants. Thus, it would have been obvious to one of ordinary skill in the art at the time the invention was made to use the claimed materials in the process of Jensen et al in order to produce diverse products having desired qualities. In regard to claims 22-24, the use of a specific preform is a mere obvious matter of choice dependent on the desired final product and of little patentable consequence to the claimed process since it is not a manipulative feature or step of the claimed process. Further, the claimed preforms are well-known in the electronic art for its desired function. Thus, it would have been obvious to one of ordinary skill in the art at the time the invention was made to use the claimed preforms in the process of Jensen et al in order to produce diverse products having a desired function. In regard to claim 25, such is well-known in the molding art to re-mold a defective layer in order to produce a high quality product.

Thus, it would have been obvious to one of ordinary skill in the art at the time the invention was made to re-mold the outer molding of Jensen et al if the outer molding is found to be defective.

7. Applicant's arguments filed 7/14/15 have been fully considered but they are not persuasive. Without detailed reasoning, applicant has merely argued the prior art of record does not teach the claimed invention. As apparent from the above rejections, the claimed inventions are obvious over the prior art of record. It should be noted that secondary reference Wurzbacher et al teach a process for decapsulating semiconductor articles for purposes including visual inspection and/or failure analysis, wherein the amount of encapsulant material removed is easily controlled without disturbing other adjacent or nearby areas, and then remolding the removed material in order to provide an approved final product (col 1, lns 5-12; col 4, lns 4-11; figs 1-2D).

8. Applicant's amendment necessitated the new ground(s) of rejection presented in this Office action. Accordingly, **THIS ACTION IS MADE FINAL**. See MPEP § 706.07(a). Applicant is reminded of the extension of time policy as set forth in 37 CFR 1.136(a).

A shortened statutory period for reply to this final action is set to expire THREE MONTHS from the mailing date of this action. In the event a first reply is filed within TWO MONTHS of the mailing date of this final action and the advisory action is not mailed until after the end of the THREE-MONTH shortened statutory period, then the

shortened statutory period will expire on the date the advisory action is mailed, and any extension fee pursuant to 37 CFR 1.136(a) will be calculated from the mailing date of the advisory action. In no event, however, will the statutory period for reply expire later than SIX MONTHS from the date of this final action.

9. Any inquiry concerning this communication or earlier communications from the examiner should be directed to EDMUND LEE whose telephone number is (571)272-1204. The examiner can normally be reached on MONDAY-THURSDAY FROM 9AM-4PM.

If attempts to reach the examiner by telephone are unsuccessful, the examiner's supervisor, Yogendra Gupta can be reached on 571.272.1316. The fax phone number for the organization where this application or proceeding is assigned is 571-273-8300.

Information regarding the status of an application may be obtained from the Patent Application Information Retrieval (PAIR) system. Status information for published applications may be obtained from either Private PAIR or Public PAIR. Status information for unpublished applications is available through Private PAIR only. For more information about the PAIR system, see <http://pair-direct.uspto.gov>. Should you have questions on access to the Private PAIR system, contact the Electronic Business Center (EBC) at 866-217-9197 (toll-free). If you would like assistance from a USPTO Customer Service Representative or access to the automated information system, call 800-786-9199 (IN USA OR CANADA) or 571-272-1000.


EDMUND H. LEE

Application/Control Number: 13/158,372
Art Unit: 1744

Page 11

Primary Examiner
Art Unit 1744

EHL
/EDMUND LEE/
Primary Examiner, Art Unit 1744

<i>Search Notes</i> 	Application/Control No. 13158372	Applicant(s)/Patent Under Reexamination FULLAM ET AL.
	Examiner EDMUND LEE	Art Unit 1744

CPC- SEARCHED		
Symbol	Date	Examiner

CPC COMBINATION SETS - SEARCHED		
Symbol	Date	Examiner

US CLASSIFICATION SEARCHED			
Class	Subclass	Date	Examiner

SEARCH NOTES		
Search Notes	Date	Examiner
updated	10/8/15	ehl

INTERFERENCE SEARCH			
US Class/ CPC Symbol	US Subclass / CPC Group	Date	Examiner

--	--