

IN THE UNITED STATES PATENT AND TRADEMARK OFFICE

Applicants: Lik Hon	Confirmation No.: 4464
U. S. Patent Application No: 12/226,819	Art Unit: 1747
Filed: October 29, 2008	Examiner: Dionne Walls Mayes
Title: EMULATION AEROSOL SUCKER	Attorney Docket No.: JANLEA-002-US

AMENDMENT

Commissioner for Patents
P.O. Box 1450
Alexandria, VA 22313-1450

March 7, 2011

Dear Sir:

In response to the Office Action mailed October 5, 2010 please amend the following:

Amendments to the Drawings begin on page 2.

Amendments to the Claims begin on page 3.

Remarks follow the above-mentioned amendments.

Amendments to the Drawings:

The attached sheets include replacement drawing sheets.

Attachment: Replacement Sheets

Amendment to the Claims:

This listing of the claims will replace all prior versions, and listings, of claims in the application:

1-32. (canceled).

33. (new) An emulation aerosol sucker comprising:

a battery assembly including a battery, a Metallic Oxide Semiconductor Field Effect Tube (MOSTET) electric circuit board, a sensor located on the MOSFET electric circuit board, a primary screwthread electrode, a primary negative pressure cavity, and a primary shell with an external thread electrode on a first end and the battery and MOSFET electric circuit board connected successively on a second end;

an atomizer assembly including an atomizer; and

a cigarette bottle assembly including a cigarette liquid bottle,

wherein the cigarette bottle assembly is inserted into one end of the atomizer assembly, thus forming a cigarette or cigar body.

34. (new) The emulation aerosol sucker of Claim 33, wherein an external thread electrode is located in one end of the battery assembly, and an internal thread electrode is located in one end of the atomizer assembly and wherein the battery assembly and atomizer assembly are connected through a screwthread electrode.

35. (new) The emulation aerosol sucker of Claim 33, wherein the battery assembly further includes a silica gel corrugated membrane located between the primary screwthread electrode and the sensor, the silica gel corrugated membrane having a primary negative pressure cavity and connected with the sensor through a switch spring.

36. (new) The emulation aerosol sucker of Claim 33, wherein the battery assembly further includes:

a plurality of indicators, at least one indicator on the second end of the primary shell;

an indicator cap with a fine hole;

a microcontroller unit (MCU) between the MOSFET electric circuit board and the sensor; and

a screen located on a surface of the primary shell.

37. (new) The emulation aerosol sucker of Claim 36, wherein the MCU scans the sensor in a power-saving mode of pulse, and according to the signal parameters of the sensor, restricts an atomizing capacity with an integral function of frequency to single operation time, wherein the MCU accomplishes a pulse width modulation and over discharging protection for at least one of a constant power output, automatic cleansing for thousands of times per operation, step lighting or dying down control of the indicator, display of operation times and battery capacity, and automatic recovery after sensor malfunction shutdown, and wherein the indicators include two red light emitting diodes (LEDs).

38. (new) The emulation aerosol sucker of Claim 33, wherein the sensor is a switch sensor made of at least one of an elastic alloy slice, Hall element of linear output, semiconductor force-sensitive chip, semiconductor matrix thermoelectric bridge chip, capacitance or inductance sensor.

39. (new) The emulation aerosol sucker of Claim 35, wherein the silica gel corrugated membrane is made of at least one of a fluorinated rubber, butyronitrile rubber, or elastic alloy film.

40. (new) The emulation aerosol sucker of Claim 34, wherein the external thread electrode is a gold-coated stainless steel or brass part with a hole drilled in the center and the battery is at least one of a rechargeable polymer lithium ion battery or a rechargeable lithium ion battery.

41. (new) The emulation aerosol sucker of Claim 33, wherein the atomizer assembly includes a secondary shell, wherein a first end of the secondary shell is inserted into the cigarette bottle assembly, while a second end has an internal thread electrode with a secondary negative pressure cavity.

42. (new) The emulation aerosol sucker of Claim 38, wherein the atomizer assembly includes a secondary shell, wherein a first end of the secondary shell is inserted

into the cigarette bottle assembly, while a second end has an internal thread electrode with a secondary negative pressure cavity.

43. (new) The emulation aerosol sucker of Claim 38, wherein the atomizer assembly includes a secondary shell, wherein a first end of the secondary shell is inserted into the cigarette bottle assembly, while a second end has an internal thread electrode with a secondary negative pressure cavity.

44. (new) The emulation aerosol sucker of Claim 41, wherein the atomizer assembly includes an air-liquid separator, the air-liquid separator and the atomizer connected successively with the internal thread electrode; and wherein the secondary shell has an air intake hole.

45. (new) The emulation aerosol sucker of Claim 44, wherein the internal thread electrode is one of a gold-coated stainless steel or brass part with a hole drilled in the center, and the air-liquid separator is made of stainless steel or plastic with a hole drilled.

46. (new) The emulation aerosol sucker of Claim 41, wherein the atomizer is at least one of a capillary impregnation atomizer or spray atomizer with a heating body therein and a spray hole thereon.

47. (new) The emulsion aerosol sucker of Claim 45, wherein the atomizer is at least one of a capillary impregnation atomizer or spray atomizer with a heating body therein and a spray hole thereon.

48. (new) The emulsion aerosol sucker of Claim 46, wherein the spray hole is made of at least one of foamed ceramics, micro-porous ceramics, foamed metal, stainless steel fiber felt, or chemical fiber molding, which are drilled for holes.

49. (new) The emulsion aerosol sucker of Claim 46, wherein the heating body is made of at least one of a micro-porous ceramics on which nickel-chromium alloy wire, iron-chromium alloy wire, platinum wire or other electrothermal materials are wound, or a porous component made of electrically conductive ceramics or Positive Temperature Coefficient (PTC) ceramics associated with a sintered electrode, and wherein a surface of the heating body is sintered into a high-temperature glaze to fix a plurality of zeolite grains, the zeolite grains being made of natural zeolite, artificial non-organic micro-porous ceramics or aluminum oxide grains.

50. (new) The emulsion aerosol sucker of Claim 33, wherein the cigarette bottle assembly further includes a fiber and a suction nozzle, wherein the fiber contains cigarette liquid and is located on a first end of the cigarette liquid bottle, wherein the first end is inserted into a secondary shell of the atomizer assembly and lies against the atomizer, wherein the suction nozzle is located on a second end of the cigarette liquid

bottle, and an air intake hole is located between the fiber and an interior wall of the cigarette liquid bottle.

51. (new) The emulation aerosol sucker of Claim 41, wherein the cigarette bottle assembly further includes a fiber and a suction nozzle, wherein the fiber contains cigarette liquid and is located on a first end of the cigarette liquid bottle, wherein the first end is inserted into a secondary shell of the atomizer assembly and lies against the atomizer, wherein the suction nozzle is located on a second end of the cigarette liquid bottle, and an air intake hole is located between the fiber and an interior wall of the cigarette liquid bottle.

52. (new) The emulation aerosol sucker of Claim 51, wherein the cigarette liquid bottle and suction nozzle are made of a non-toxic plastic, and the fiber is made of polypropylene or nylon.

53. (new) The emulation aerosol sucker of Claim 52, wherein the cigarette liquid in the fiber contains 0.1-3.5% nicotine, 0.05-5% tobacco flavor, 0.1-3% organic acid, 0.1-0.5% stabilizer, and propanediol.

54. (new) The emulation aerosol sucker of Claim 42, wherein the atomizer assembly further includes an air-liquid separator, the air-liquid separator and the atomizer connected successively with the internal thread electrode successively, and wherein there is an air intake hole on the secondary shell.

55. (new) The emulation aerosol sucker of Claim 43, wherein the atomizer assembly further includes an air-liquid separator, the air-liquid separator and the atomizer connected successively with the internal thread electrode successively, and wherein there is an air intake hole on the secondary shell.

56. (new) The emulation aerosol sucker of Claim 44, wherein the atomizer assembly further includes an air-liquid separator, the air-liquid separator and the atomizer connected successively with the internal thread electrode successively, and wherein there is an air intake hole on the secondary shell.

57. (new) The emulation aerosol sucker of Claim 42, wherein the atomizer is at least one of a capillary impregnation atomizer or spray atomizer with a heating body therein and a spray hole thereon.

58. (new) The emulation aerosol sucker of Claim 43, wherein the atomizer is at least one of a capillary impregnation atomizer or spray atomizer with a heating body therein and a spray hole thereon.

59. (new) The emulation aerosol sucker of Claim 44, wherein the atomizer is at least one of a capillary impregnation atomizer or spray atomizer with a heating body therein and a spray hole thereon.

60. (new) The emulation aerosol sucker of Claim 42, wherein the cigarette bottle assembly further includes a fiber and a suction nozzle, wherein the fiber contains cigarette liquid and is located on a first end of the cigarette liquid bottle, wherein the first end is inserted into a secondary shell of the atomizer assembly and lies against the atomizer, wherein the suction nozzle is located on a second end of the cigarette liquid bottle, and an air intake hole is located between the fiber and an interior wall of the cigarette liquid bottle.

61. (new) The emulation aerosol sucker of Claim 43, wherein the cigarette bottle assembly further includes a fiber and a suction nozzle, wherein the fiber contains cigarette liquid and is located on a first end of the cigarette liquid bottle, wherein the first end is inserted into a secondary shell of the atomizer assembly and lies against the atomizer, wherein the suction nozzle is located on a second end of the cigarette liquid bottle, and an air intake hole is located between the fiber and an interior wall of the cigarette liquid bottle.

62. (new) The emulation aerosol sucker of Claim 44, wherein the cigarette bottle assembly further includes a fiber and a suction nozzle, wherein the fiber contains cigarette liquid and is located on a first end of the cigarette liquid bottle, wherein the first end is inserted into a secondary shell of the atomizer assembly and lies against the atomizer, wherein the suction nozzle is located on a second end of the cigarette liquid bottle, and an air intake hole is located between the fiber and an interior wall of the cigarette liquid bottle.

REMARKS

The Office Action mailed on October 5, 2010 has been received and its contents carefully considered. Favorable reconsideration of this application, in light of the following discussion, is respectfully requested. Claims 1-32 are pending in the present application. Claims 1-32 stand rejected. Claims 1-32 are canceled without prejudice or disclaimer. Claims 33-62 are newly added. Applicant submits that upon entry of the present Reply, claims 33-62 are in condition for allowance. Moreover, the Applicant submits that no new matter has been introduced by the foregoing amendments.

Drawings Objections

The drawings stand objected to as allegedly unclear and difficult to discern. Specifically, the Examiner alleges the numbers on the Figures are blurry and illegible and the Figure numbers are upside down.

In response, and as noted above, Applicants have submitted replacement drawings that directly address the Examiner's objections. Applicants submit that no new matter has been introduced by way of the replacement figures.

As a result, for at least the reasons set forth above, Applicant respectfully requests that the drawing objections be withdrawn.

General Claim Observations

The Examiner alleges that a general review of the claims and particularly claims 2-4, 6, 9-13, 15-17, 19-21 and 27-32 are written in improper format. Specifically the Examiner alleges that the claims are not written in double-spaced fashion, are narrative in form and are more than one sentence long.

In response, Applicant has thoroughly reviewed the claims and has canceled the aforementioned claims. Applicant submits that the claim objections are now moot. However, Applicant has submitted a new set of claims that directly address the Examiner's prior objections.

As a result, for at least the reasons set forth above, Applicant respectfully requests that the claim objections be withdrawn.

Rejections under 35 U.S.C. §112 Second Paragraph

In the outstanding Action, claims 1-32 stand rejected under 35 U.S.C. § 112, second paragraph, as allegedly failing to particularly point out and distinctly claim the subject matter which applicant regards as his invention. Specifically, the Examiner requests that Applicant review all the claims to ensure the invention is distinctly claims in accordance with U.S. Patent practice.

In response, Applicant has thoroughly reviewed the claims and has canceled the aforementioned claims. Applicant submits that the claim objections are now moot. However, Applicant has submitted a new set of claims that directly address the Examiner's prior rejections.

As a result, for at least the reasons set forth above, Applicant respectfully requests that the rejections under §112 Second Paragraph be withdrawn.

Rejections under 35 U.S.C. §102(b)

Claim 1 stands rejected under 35 U.S.C. §102(b) as allegedly anticipated by CN 2719043 (as disclosed in equivalent publication CA 2,562,581) to Hon (hereinafter "Hon").

As noted above, Applicant has canceled claim 1 without prejudice or disclaimer. As a result, Applicant submits that this rejection is now moot. However, Applicant has submitted new claims that are similar in scope, and in the interest of promoting the prosecution of the present application, Applicant address the present rejection below.

Applicant respectfully traverses this rejection for at least the following reasons. Claim 33 is the sole independent claim presently under consideration. Hon does not teach, suggest or disclose each and every limitation of claim 33.

Claim 33 recites:

An emulation aerosol sucker comprising, a battery assembly including a battery, a Metallic Oxide Semiconductor Field Effect Tube (MOSTET) electric circuit board, a sensor located on the MOSFET electric circuit board, a primary screwthread electrode, a primary negative pressure cavity, and a primary shell with an external thread electrode on a first end and the battery and MOSFET electric circuit board connected successively on a second end; an atomizer assembly including an atomizer; and a cigarette bottle assembly including a cigarette liquid bottle, wherein the cigarette bottle assembly is inserted into one end of the atomizer assembly, thus forming a cigarette or cigar body.

Hon does not teach, suggest, or disclose each and every limitation of claim 33. To the contrary, Hon merely discloses an electronic atomization cigarette including a LED 1, a cell 2, an electronic circuit board 3, a normal pressure cavity 5, a sensor 6, a vapor-liquid bottle 11 and a mouth piece 15 sequentially provided within shell 14.

Notably, Hon does not disclose “a battery assembly including a battery, a Metallic Oxide Semiconductor Field Effect Tube (MOSTET) electric circuit board, a sensor located on the MOSFET electric circuit board, a primary screwthread electrode, a primary negative pressure cavity, and a primary shell with an external thread electrode on

a first end and the battery and MOSFET electric circuit board connected successively on a second end,” as disclosed by the present invention. Nowhere does Hon disclose the battery assembly of the present invention, in particular the unique components of the MOSFET electric circuit board and primary screwthreads.

As a result, Hon does not teach, suggest, or disclose each and every limitation of independent claim 33. For at least the aforementioned reasons, Applicant submits that Claim 33 is patentable over Hon.

Accordingly, for at least the reasons set forth above, Applicant respectfully requests that the §102(b) rejection be withdrawn.

Rejections under 35 U.S.C. §103(a)

Claims 2-32 stand rejected under 35 U.S.C. §103(a) as allegedly unpatentable over Hon.

As noted above, Applicant has canceled claims 2-32 without prejudice or disclaimer. As a result, Applicant submits that this rejection is now moot. However, Applicant has submitted new claims that are similar in scope, and in the interest of promoting the prosecution of the present application, Applicant will address the present rejection.

As noted above Hon fails to teach, suggest or disclose each and every limitation of independent claim 33. As a result Applicant respectfully submits that claim 33 is patentable over Hon. Because dependent claims 34-62 depend directly or indirectly from independent claim 33, Applicant respectfully submits that claims 34-62 like wise are patentable over Hon.

Accordingly, for at least the reasons set forth above, Applicant respectfully requests that the §103(a) rejections be withdrawn.

CONCLUSION

Consequently, in view of the present amendment and in light of the above discussions, the outstanding grounds of rejection are believed to have been overcome. The application, as amended, is believed to be in condition of allowance. An early and favorable action to that effect is respectfully requested.

Respectfully submitted,
Maier & Maier, PLLC

Maier & Maier, PLLC
1000 Duke Street
Alexandria, VA 22314
Customer No. 62008

/Timothy J. Maier/
Timothy J. Maier
Attorney of Record
Reg. No. 51,986

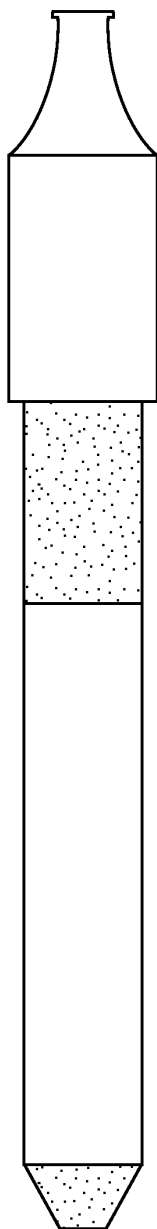


Figure 1



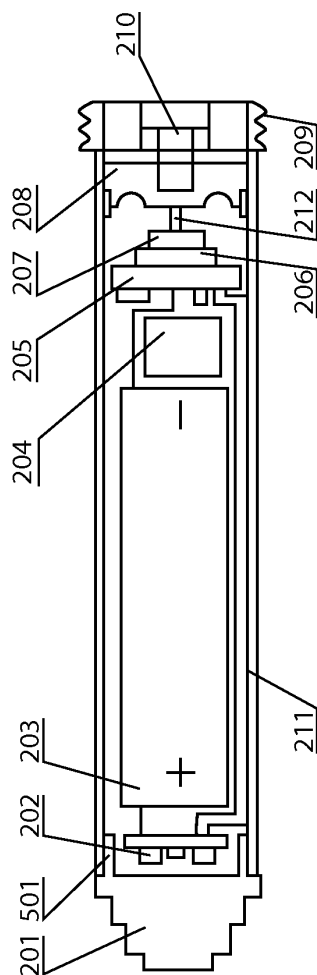


Figure 2B



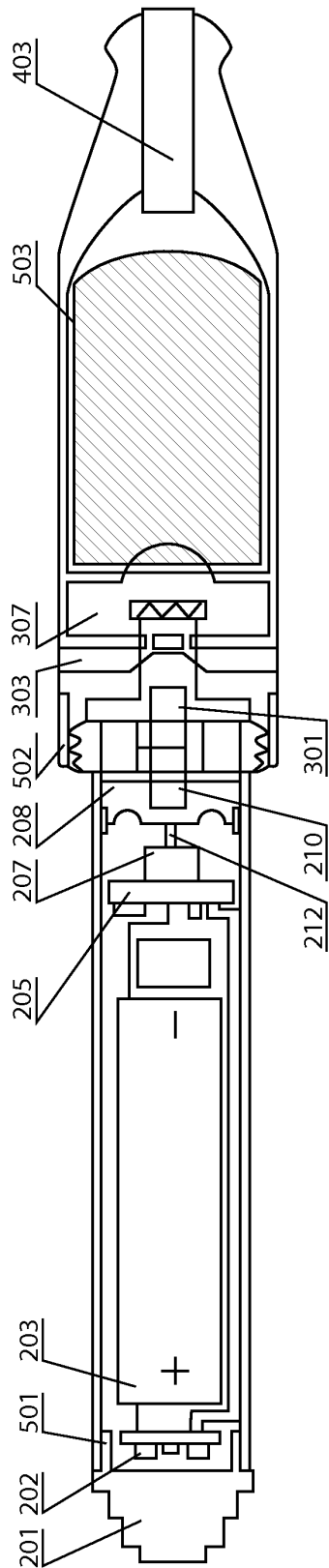


Figure 5A

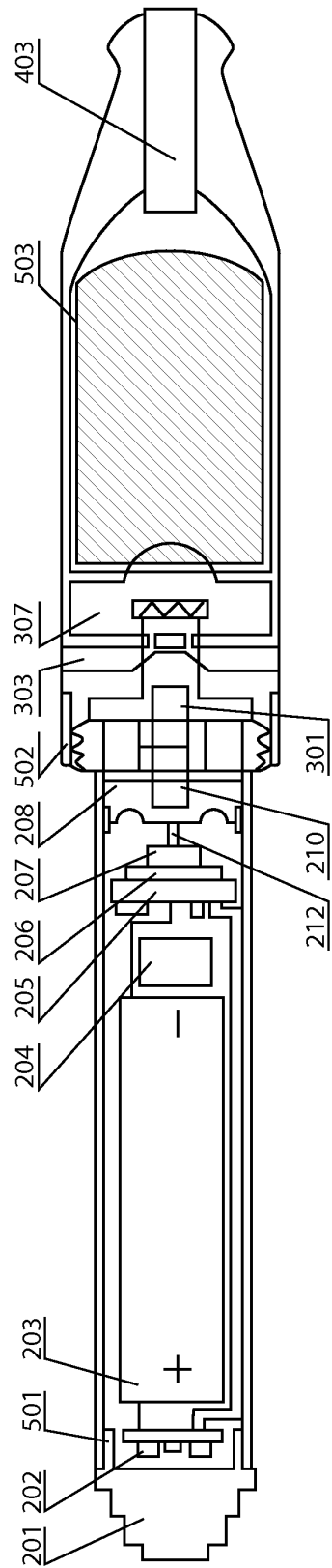


Figure 5B

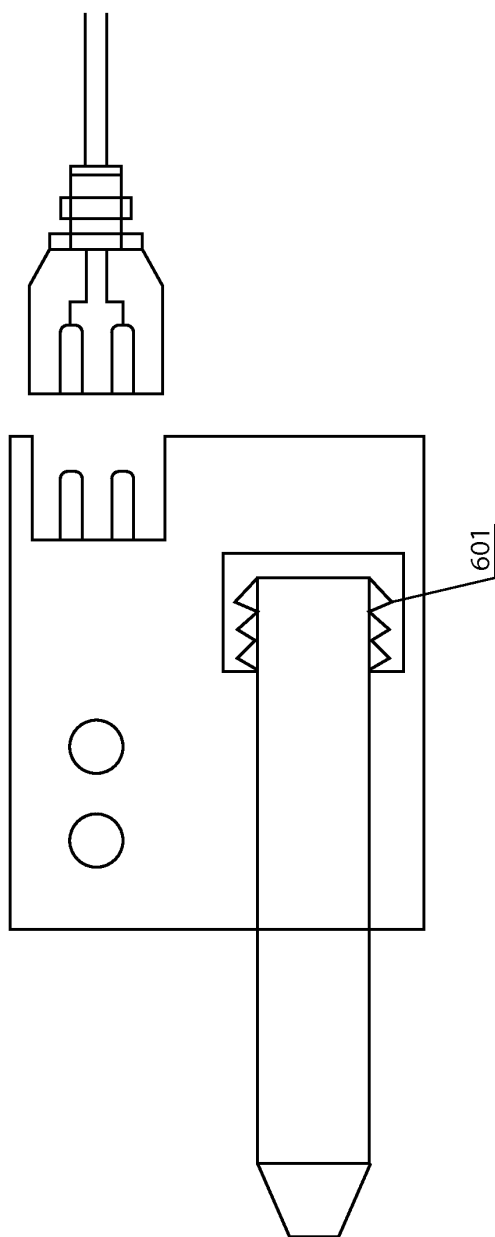


Figure 6

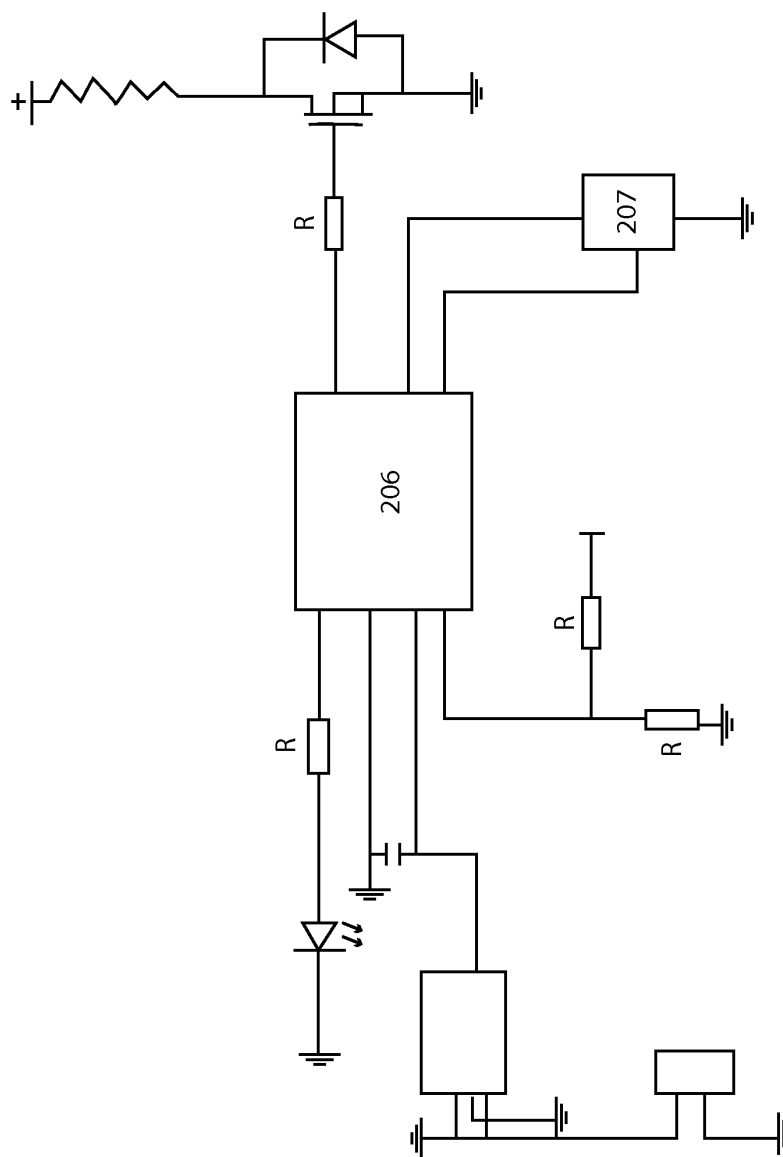


Figure 7

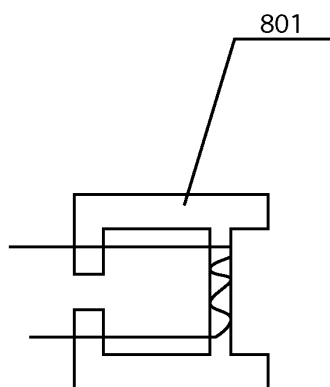


Figure 8

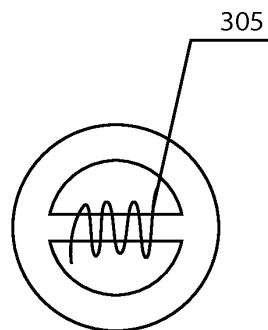


Figure 9

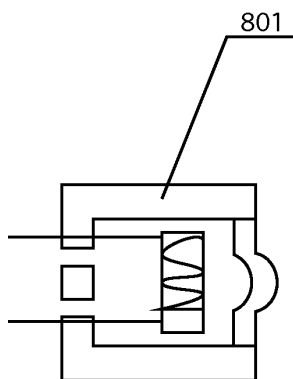


Figure 10

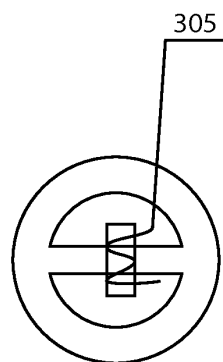


Figure 11

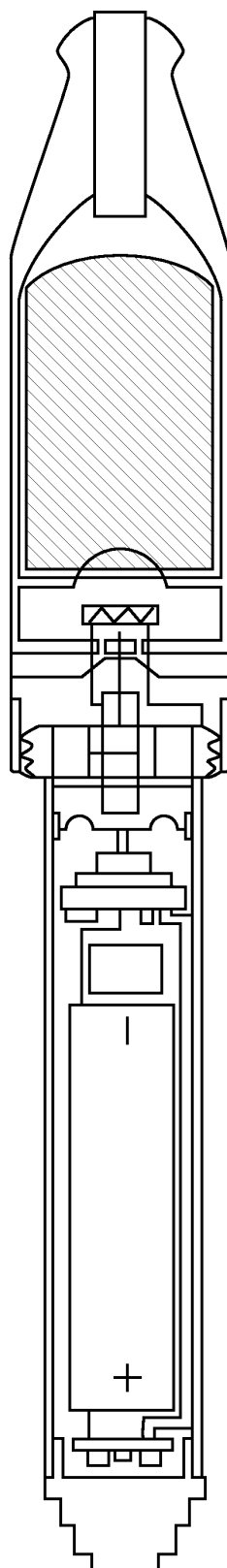


Figure 12



UNITED STATES PATENT AND TRADEMARK OFFICE

UNITED STATES DEPARTMENT OF COMMERCE
United States Patent and Trademark Office
Address: COMMISSIONER FOR PATENTS
P.O. Box 1450
Alexandria, Virginia 22313-1450
www.uspto.gov

U.S. APPLICATION NUMBER NO.	FIRST NAMED APPLICANT	ATTY. DOCKET NO.
12/226,819	Lik Hon	JANLEA-002-US

62008
MAIER & MAIER, PLLC
1000 DUKE STREET
ALEXANDRIA, VA 22314

INTERNATIONAL APPLICATION NO.	
PCT/CN2007/001576	

I.A. FILING DATE	PRIORITY DATE
05/15/2007	05/16/2006

CONFIRMATION NO. 4464
371 ACCEPTANCE LETTER



Date Mailed: 02/06/2009

NOTICE OF ACCEPTANCE OF APPLICATION UNDER 35 U.S.C 371 AND 37 CFR 1.495

The applicant is hereby advised that the United States Patent and Trademark Office in its capacity as a Designated / Elected Office (37 CFR 1.495), has determined that the above identified international application has met the requirements of 35 U.S.C. 371, and is ACCEPTED for national patentability examination in the United States Patent and Trademark Office.

The United States Application Number assigned to the application is shown above and the relevant dates are:

01/15/2009
DATE OF RECEIPT OF 35 U.S.C. 371(c)(1),
(c)(2) and (c)(4) REQUIREMENTS

01/15/2009
DATE OF COMPLETION OF ALL
35 U.S.C. 371 REQUIREMENTS

A Filing Receipt (PTO-103X) will be issued for the present application in due course. **THE DATE APPEARING ON THE FILING RECEIPT AS THE " FILING DATE" IS THE DATE ON WHICH THE LAST OF THE 35 U.S.C. 371 (c)(1), (c)(2) and (c)(4) REQUIREMENTS HAS BEEN RECEIVED IN THE OFFICE. THIS DATE IS SHOWN ABOVE.** The filing date of the above identified application is the international filing date of the international application (Article 11(3) and 35 U.S.C. 363). Once the Filing Receipt has been received, send all correspondence to the Group Art Unit designated thereon.

The following items have been received:

- Indication of Small Entity Status
- Copy of the International Application filed on 10/29/2008
- English Translation of the IA filed on 10/29/2008
- Copy of the International Search Report filed on 10/29/2008
- Preliminary Amendments filed on 10/29/2008
- Oath or Declaration filed on 01/15/2009
- U.S. Basic National Fees filed on 10/29/2008
- Priority Documents filed on 10/29/2008
- Non-English Language Application filed on 10/29/2008

Applicant is reminded that any communications to the United States Patent and Trademark Office must be mailed to the address given in the heading and include the U.S. application no. shown above (37 CFR 1.5)

DONNA S GREENE

Telephone: (703) 308-9140 EXT 222