

7th International CTi Symposium

# **Innovative Automotive Transmissions**

**Volume 2** (3 December 2008)

**Gear up for the Transmission Business!**



## **Documentation**

**2 and 3 December 2008  
Maritim Hotel Berlin, Germany**

**[www.transmission-symposium.com](http://www.transmission-symposium.com)**

**Herausgeber /  
Publisher**

Car Training Institute (CTI)  
Informa Deutschland SE  
Westhafen Tower  
Westhafenplatz 1  
D - 60327 Frankfurt am Main.  
Tel.: +49 (0)69 / 244 327-0  
Fax: +49 (0)69 / 244 327-1000  
Web: [www.iir.de](http://www.iir.de)

**In Zusammenarbeit mit /  
In cooperation with**

Institut für Fahrzeugtechnik (IfF)  
Technische Universität Braunschweig /  
Institute of Automotive Engineering  
Technical University of Braunschweig  
Hans-Sommer-Straße 4  
D - 38106 Braunschweig  
Tel.: +49 (0)531 / 391-2610  
Fax: +49 (0)531 / 391-2601  
Email: [IfFzg@tu-bs.de](mailto:IfFzg@tu-bs.de)  
Web: [www.iff.tu-bs.de](http://www.iff.tu-bs.de)

**Vertrieb /  
Distribution**

Car Training Institute (CTI)  
Informa Deutschland SE  
Westhafen Tower  
Westhafenplatz 1  
D - 60327 Frankfurt am Main.  
Tel.: +49 (0)69 / 244 327-0  
Fax: +49 (0)69 / 244 327-1000  
Web: [www.iir.de](http://www.iir.de)

© CTI Einzelreferate: Autoren  
Single presentations: authors  
Alle Rechte vorbehalten / All rights reserved

**Grußwort**

Sehr geehrte Damen und Herren,

in den letzten zehn Jahren wurden im Bereich der Fahrzeuggetriebe vom Kunden wahrnehmbare und messbare Fortschritte erzielt, die bedeutend größer sind als in den 50 Jahren zuvor. Sind Gespräche über sieben, acht und mehr Gänge heute völlig selbstverständlich, waren diese für Pkw-Stufengetriebe noch vor zehn Jahren so gut wie indiskutabel. Das Getriebe leistet damit einen signifikanten Beitrag zur besseren Ökologie und Ökonomie sowie zum Fahrspaß und zur Sicherheit unserer Fahrzeuge.

Die Elektrifizierung des Getriebes hat im Kontext der Diskussion über nachhaltige Mobilität längst begonnen. Sowohl Fahrzeuge mit Hybrid- oder Elektroantrieb, also auch solche mit konventionellem Antriebsstrang, benötigen Getriebe mit idealen Eigenschaften. Wichtig sind hierbei Wirkungsgrad, Leistungsgewicht, Bauraum, Komfort, Qualität, Bedienung und Kosten. Die effiziente und effektive Entwicklung und Produktion dieser Getriebe erfordert optimale Werkzeuge und Prozesse. Diese Themen bilden den Kern des diesjährigen Symposiums.

Erstmals werden im Rahmen des Symposiums einen Einblick in die wichtigen Zukunftsmärkte Asiens gegeben.

Die Podiumsdiskussion wird sich wieder mit den Aussichten auf die künftige Getriebeentwicklung beschäftigen. Diesmal vor dem Hintergrund steigender Energie- und Ölpreise, der unterschiedlichen Fahrzeug- und Antriebskonzepte sowie der Kaufkraftentwicklung in den verschiedenen Märkten.

Mit seinem umfangreichen Programm und der angeschlossenen Transmission Expo bietet das 7. Internationale Getriebesymposium erneut ein wichtiges Forum zum Meinungs- und Erfahrungsaustausch für internationale Getriebe- und Antriebsfachleute.

Ich freue mich über Ihre Teilnahme und wünsche Ihnen viele nutzbringende Gespräche und zahlreiche lohnende Anregungen.

Mit freundlichen Grüßen

**Prof. Dr.-Ing. Ferit Küçükay**  
Geschäftsführender Leiter  
Institut für Fahrzeugtechnik  
Technische Universität Braunschweig

**Welcome Address**

Dear Sir or Madam,

Measurable progress has been achieved in the last ten years in the field of automotive transmissions which can be perceived by the customers and which is much more significant than in the 50 years before. Talks about seven, eight or even more gears are possible today, but could not be considered for stepped transmissions in passenger cars ten years ago. The transmissions thus contribute considerably to better ecology and economy as well as to driving fun and automotive safety.

The electrification of the transmission has already begun with regard to the discussion about sustained mobility. Vehicles with hybrid or electric drive as well as those with conventional drive trains need ideal transmissions. Efficiency, weight-to-power ratio, space requirements, comfort, quality, control and costs are important here. The efficient and effective development and production of these transmissions require optimal tools and processes. This year's symposium focuses on these topics.

The Symposium furthermore will give an insight into the important Asian future markets for the first time.

The panel discussion will again deal with the chances of future transmission developments, this time against the background of increasing energy and oil prices, diverse vehicle and drive concepts and the development of purchasing power in different markets.

With the extensive programme and the accompanying Transmission Expo, the 7th International Transmission Symposium is again an important forum for international transmission and drive train experts to exchange opinions and experiences.

I am looking forward to your participation and I wish you a lot of fruitful talks and beneficial motivations.

Best regards

**Prof. Dr.-Ing. Ferit Küçükay**  
Managing Director  
Institute of Automotive Engineering  
Technical University of Braunschweig



### Forum H: Hybrid

<b>H1</b> .....	377
<b>Powersplit-(Hybrid)-DCT</b>	
Prof. Dr. Peter Tenberge, Director of Machine Elements, TU Chemnitz, Germany	
<b>H2</b> .....	383
<b>Axle Split – A scalable hybrid system for various vehicle applications of the GETRAG-Bosch cooperation</b>	
Christian Köhler, Project Director, Robert Bosch GmbH and Dr. Ulrich Knödel, Vice President Research, GETRAG Innovations GmbH, Germany	
<b>Solution Forum SH</b> .....	399
<b>A parallel mild hybrid configuration with small diesel engine and ultraefficient dry clutch powershift transmission</b>	
Dr. ir. Roëll van Druten, CEO, Drivetrain Innovations b.v., The Netherlands	
<b>H3</b> .....	403
<b>Anti-jerk control in the hybrid drive trains</b>	
Dr. Wei-Lung Lee, Development Engineer, Continental Automotive GmbH, Germany	
<b>H4</b> .....	419
<b>Full-toroidal variable drive transmission systems in mechanical hybrid systems – from Formula 1 to road vehicles</b>	
Chris Brockbank, Business Manager, Torotrak (Development) Ltd., United Kingdom	
<b>H5</b> .....	437
<b>Calibration strategies for a parallel-hybrid power train</b>	
Peter Janssen, Department Manager Powertrain Application, FEV Motorentechnik GmbH, Germany	
<b>H6</b> .....	465
<b>Driveline and energy management strategy of the Touareg Hybrid SUV</b>	
Dr. Kai Philipp, Project Leader Function Development Hybrid and Norbert Scholz, Design Engineer, Volkswagen AG, Germany	

### Forum I: Transmission Components: Commercial Vehicles

<b>I1</b> .....	497
<b>The pendulum absorber calms the driveline</b>	
Dr. Wolfgang Reik, Executive Vice President LuK Group R&D, LuK GmbH & Co. oHG, Germany	
<b>I2</b> .....	517
<b>Efficiency-, cost- and weight-potential through reduced line pressure in DCT's with servo synchronizers</b>	
Thomas Hackl, Chief Technical Officer, Hofer Powertrain GmbH, Austria	
<b>Solution Forum SI</b> .....	529
<b>Analysis of the thermal and mechanical behaviour of multi-cone synchronisations</b>	
Knut Erdmann, Development of Synchronising Systems, DIEHL Metall Stiftung & Co. KG, Germany	
<b>I3</b> .....	543
<b>Whining noise reduction in final drive of hub reduction axle</b>	
Vaseem Momin, Design & Development of Axles, TATA Motors, India	
<b>I4</b> .....	561
<b>Volvo Trucks and Hybrids today and in the future</b>	
Prof. Mats Alaküla, Senior Scientific Advisor Hybrid Technology, Volvo Powertrain, Sweden	
<b>I5</b> .....	567
<b>Clutch concepts for high engine torques in commercial vehicles</b>	
Wolfgang Ziegler, Department Manager Development Power Train Gearbox, MAN Nutzfahrzeuge AG and Klaus Steinel, Chief Engineer R&D Unit Powertrain Components CV, ZF Sachs, Germany	
<b>I6</b> .....	595
<b>VIAB® – An innovative system for automated manual transmissions combining wear-free start-up and wear-free braking in one single component</b>	
Martin Becke, Team Leader Development Starting Devices, Voith Turbo GmbH & Co. KG, Germany	

11

**Das Fliehkraftpendel, die Beruhigung für den Antriebsstrang**

**The pendulum absorber calms the driveline**

by

**Dr. Wolfgang Reik**  
**Executive Vice President LuK Group R&D**  
**LuK GmbH & Co. oHG**  
**Germany**



## Career biography

7th International CTI Symposium  
„Innovative Automotive Transmissions“  
1 – 4 December 2008

Presenter's Name	Dr.-Ing. Wolfgang Reik
Company	LuK GmbH & Co. oHG
Professional Career	<p>1968 Studies of physics at the University of Karlsruhe</p> <p>1979 Engineering degree from the Institut für Werkstoffkunde I (Materials Engineering Institute 1) at the University of Karlsruhe</p> <p>1979 Dr. Reik joined LuK in Bühl, a supplier to the automotive industry and a specialist for clutches and passenger car drivetrain solutions. Dr. Reik held various entry-level positions at LuK and was later appointed manager of the testing department.</p> <p>1989 Executive Vice President for Research &amp; Development</p> <p>2004 Dr. Reik has also been responsible for managing the Automotive Advanced Development department for the Schaeffler Group which consists of INA, LuK and FAG</p>
Current position; Responsibilities	<p>Executive Vice President LuK Group Research &amp; Development</p> <p>Executive Vice President Advanced Development Schaeffler Group Automotive</p>

## **The centrifugal pendulum absorber**

### **Calming down the drivetrain**

Dr.-Ing. Wolfgang Reik  
LuK GmbH & Co.OHG  
Bertrand Pennec  
LuK GmbH & C.OHG

#### **Introduction**

Rising oil prices, the increasing shortage of crude oil resources and the harmful effects of CO<sub>2</sub> on climate warming are forcing vehicle manufacturers to develop drivetrains with significantly better fuel consumption. The conventional drivetrain based on an internal combustion engine is coming under additional pressure by the possibilities of electric-only running that have now come within tangible reach. It is only the fact that battery capacity remains limited that is delaying the introduction of electric cars.

In order to give the internal combustion engine a chance of survival in the long term, the poor efficiency of current drivetrains must be drastically improved.

The fact that barely more than 20% of the inherent fuel energy reaches the wheel and can therefore be used for driving will be unacceptable in future.

Engines and transmissions must therefore be refined to achieve maximum efficiency.

Almost all the measures that are being discussed in this context and are conceivable increase the irregularities in torque and speed affecting the crankshaft.

- Higher power/torque per unit of cylinder capacity
- Higher average pressures
- New, fuel-efficient combustion processes
- Fewer cylinders with identical power
- Generous torque curves, allowing operation at the lowest possible speed

The only way of holding the irregularity at its current level is through considerably greater mass moments of inertia of the flywheel masses. This would, however, come in conflict with the requirements for lightweight construction.

While the greatest potential lies in the engine with its efficiency of barely more than 20%, improvements are also necessary in transmissions, whose efficiency is of the order of 90% depending on the type. The causes of power loss must be optimized or completely removed.

- Low friction in bearings and tooth meshes
- Reduced splashing losses
- Optimized hydraulic components such as pumps
- Replacement of hydraulic actuators by optimum efficiency, electromechanical components

These measures, however, make it more difficult for the drivetrain to damp out the vibrations generated by the engine irregularity and thus avoid rattle and boom noise. Current torsion dampers would no longer appear adequate to this task.

Drivetrain developers are therefore confronted with the situation where urgently required measures to reduce consumption cannot be effectively implemented because the drivetrain vibrations can no longer be overcome.

Many vehicle manufacturers who have clearly recognised this problem have therefore set themselves the task of developing new isolation and damping concepts since the conventional torsion dampers currently used in the dual mass flywheel and converter lockup clutches, are reaching their physical limitations.



## Requirements for vibration isolation in modern drivetrains.

Engine development can look back on considerable progress in the last decade [1]. Engine torque relative to engine capacity has significantly increased and the curves have become more generous, i.e. such high torques are available at speeds of barely more than 1000 rpm that fuel-efficient driving is possible and even promoted in these ranges (Figure 1).

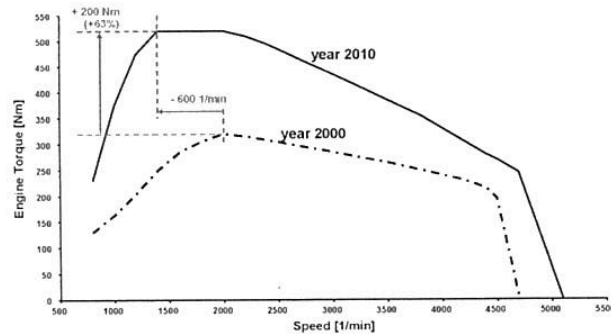


Fig. 1: Increase in Engine Torque from year 2000 to 2010  
Based on the Example of a 4 Cylinder, 2.0 litre Diesel Engine

This leads, unfortunately, to correspondingly higher irregularity at the crankshaft (Figure 2).

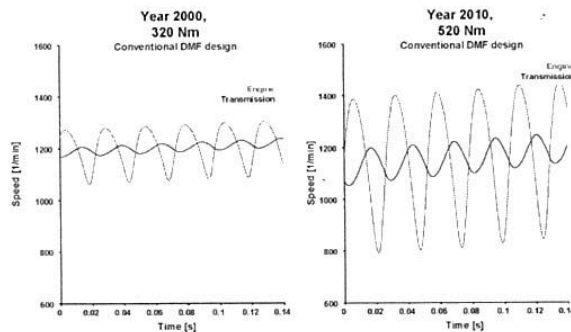


Fig. 2: Increase in Engine Excitation and Resulting Transmission torsional vibration  
Based on the Example of a 4 Cylinder, 2.0 litre Diesel Engine

Since transmissions have been "optimized" over the same period, i.e. designed for lower friction, there is now a situation where even better isolation is required under higher excitation levels in order to fulfil the increased comfort requirements (Figure 3).

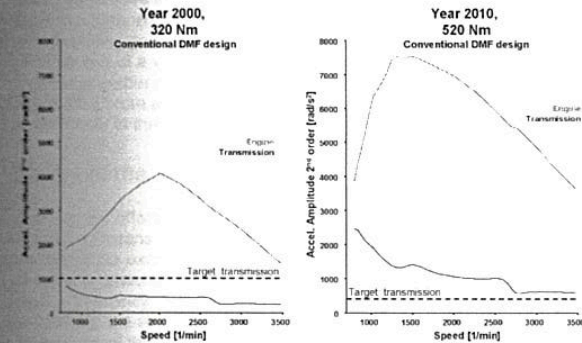


Fig. 3: Increase in Engine Excitation and Resulting Transmission torsional vibrations  
Based on the Example of a 4 Cylinder, 2.0 litre Diesel Engine

If this is to be solved with the existing damper technology, which uses torsional elasticity to give decoupling, considerably larger torsion angles must be achieved in order to simultaneously give better isolation at lower speeds.

Figure 4 shows in a qualitative manner how the damper capacity must be increased in order to meet these challenges [2]. This would require considerably greater spring volumes, for which no space is available. As a completely separate issue, it would hardly be possible to achieve comfortable driving with such enormously long curves, since the torsional damper would extremely wind up under full load.

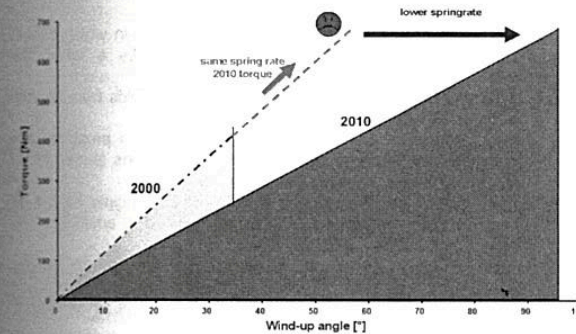


Fig. 4: New Requirements for Damper Design for modern engine

## Physical possibilities for vibration isolation

Apart from torsional elasticity-based decoupling using a torsional damper, there are other possibilities for vibration isolation. The fundamental principles are shown in Figure 5.

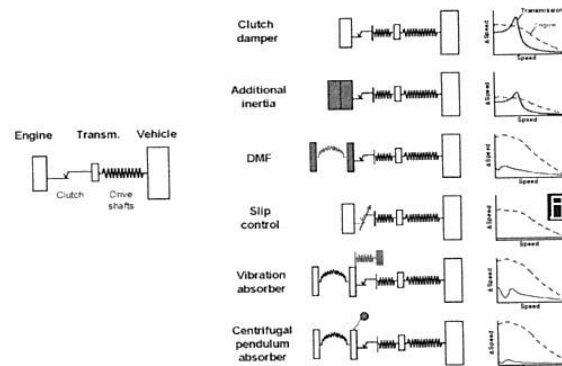


Fig. 5: Different ways to achieve vibration isolation

Prior to the introduction of the dual mass flywheel, only torsional dampers were used in clutch discs and were completely adequate in terms of isolation effect at higher speeds. Since the resonance speed of drivetrain thus equipped is in the range between 1500 and 2000 rpm, isolation cannot be achieved below about 2000 rpm, a speed that is now particularly important for fuel-efficient driving.

Improvements can be achieved by providing an additional mass moment of inertia on the primary side. The irregularity of the engine is reduced in line with this additional mass in order to fulfill current isolation requirements, however, unrealistically high additional masses would be required.

About 20 years ago, the problem was solved by the dual mass flywheel, in which a well-dimensioned torsional damper was arranged between two masses. As a result, the resonance speed was pushed below the idling speed.

Good isolation of the torsional vibrations was thus possible at lower speeds from approx. 1000 rpm.

Over two decades, the dual mass flywheel was the panacea for vibration problems and drivetrain noise and was successfully implemented in manual transmissions across whole classes of vehicles.

In automated transmissions with converters, in which the dual mass principle cannot be implemented so easily, the specific slip in the lockup clutch was utilised in addition to the conventional torsional dampers in the converter lockup clutches.

According to Coulomb's Law of Friction, the frictional force is not dependent on the slip speed. A slipping transmission element does not transmit any torque variations. The slippage required is directly dependent on the magnitude of the torsional vibrations which lead to relatively high losses at low speeds.

Slip is therefore generally used in conjunction with a torsional damper in order to improve its isolation effect. However, losses due to slip can reach several percent and will presumably no longer be accepted in future.

Vibration absorbers can be considered as a further measure. They are elastically coupled additional masses that lie outside the torque flow path. This type of absorber can, at its own resonance frequency, generate oscillations that directly counteract and thus cancel out the vibration being generated. This effect only occurs, unfortunately, at the absorber frequency and thus only at a very specific speed. In addition, two new resonance points are created, so a simple absorber can only be applied in a very limited way to remove torsional vibrations. There is therefore a need for a speed-adaptive absorber whose resonance frequency adapts automatically to the speed and thus the excitation frequency.

## Theory of the centrifugal pendulum absorber

A particularly effective method of reducing vibrations is an absorber that comprises a mass coupled by means of springs. When correctly adjusted, this mass generates vibrations that counteract the excitation and thus act to cancel out the vibrations at the point to which the absorber is attached. However, the absorber only acts at a certain frequency, namely its natural frequency, which is determined by  $\omega = \sqrt{k/m}$ . At lower or higher excitation frequencies, the absorber does not act as desired and can even act to amplify the problem.

An absorber of this type with a resonance frequency proportional to the speed is very difficult to achieve by means of springs and masses. The example in Figure 6 shows how this can nevertheless be achieved by replacing the springs.

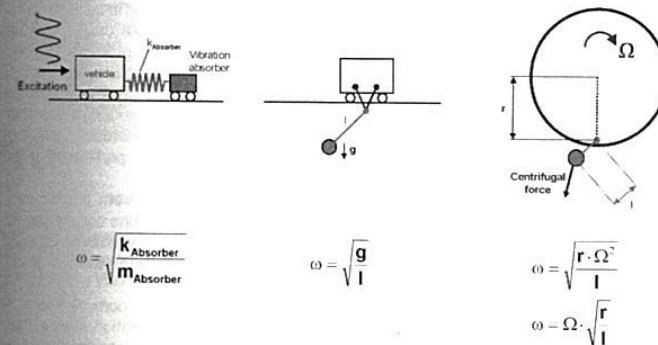


Fig. 6: From Damper to pendulum absorber

The model of such an absorber arrangement is shown on the left of the picture. The alternating excitation would excite the vehicle to horizontal vibrations. If the absorber is precisely matched to the excitation frequency, it generates vibrations that are precisely in opposition to the excitation frequency. The vehicle itself is brought to rest. Such absorbers are used in many mechanical installations where the requirement is to eliminate a very specific disruptive frequency.



A mechanically equivalent system can be achieved by converting the spring absorber into a pendulum (Figure 6, centre). In both cases, there is an exchange of kinetic energy and potential energy during the vibrations.

In the normal absorber, the potential energy is held in the springs of the absorber, while in the pendulum it is held in the mass which was raised by a certain amount in the gravitational field of the Earth. The pendulum does not therefore require springs.

However, the pendulum initially has a very defined natural frequency and is therefore equally unsuitable for broadband absorption.

The formula for the natural frequency  $\omega = \sqrt{g/l}$  shows that this is dependent only on the length of the pendulum and the force of gravity, better described as the gravitational field of the Earth. On the Moon, the same pendulum would vibrate much more slowly. All mathematical and physical relationships still apply if the gravitational field of the Earth is replaced by any other field. It would be possible to use, for example, electrical or magnetic fields, with which absorbers could be created whose frequency could be adjusted by adjusting the strength of the field.

In drivetrains where the excitation frequency is always proportional to the speed of the internal combustion engine, there is another possibility whose principles were laid down about 80 years ago.

If the pendulum is mounted on a rotating disc, the acceleration due to gravity  $g$  is replaced by centrifugal acceleration  $a = r \Omega^2$  (Figure 6, right).

The natural frequency of such a pendulum is then directly proportional to the speed. It is thus possible to achieve broadband absorbers that can cancel out, or at least significantly attenuate the effect of whole excitation orders over a wide speed range.

This is the simpler part of the theory of the centrifugal pendulum absorber, that is only valid for small pendulum angles, for which  $\sin \alpha = \alpha$  is fulfilled. In general, this precondition is not met.

According to the theory behind the absorbers, the amplitude of the absorber increases until a force curve opposing the excitation is established. In the least favourable case, absorber components may be destroyed if the amplitudes become too great. In order to limit the amplitudes, various measures must be implemented.

First, the pendulum mass selected must be large enough that sufficiently large counterexcitations can be created at all. The effect of the centrifugal pendulum absorber becomes smaller and smaller at low speeds since the centrifugal acceleration becomes smaller. At low speeds, the pendulum tries to compensate this through particularly large oscillation amplitudes.

Normally, path curves are therefore selected in preference that deviate from the arc at a larger angle. The aim here is to ensure that the pendulum frequency remains constant up to amplitudes of  $45^\circ$ . If even higher amplitudes occur, the natural frequency is then specifically detuned such that the amplitudes remain limited. This prevents striking noise or even destruction.

In a closer mathematical analysis, further forces must be taken into consideration. In particular, the Coriolis force induces additional forces that, under large vibration angles, lead to deviations in the absorption force curve and, for example, prevent complete absorption or elimination.

Actual centrifugal pendulum absorbers can therefore only be designed by means of simulations taking account of all the forces acting on the pendulum.

## History of the centrifugal pendulum absorber

The mathematical principles of the centrifugal pendulum absorber were established around 1930. Even the first design proposals [3] were made at that time. Salomon (1932) envisaged a system of rollers oscillating in circular recesses (Figure 7).

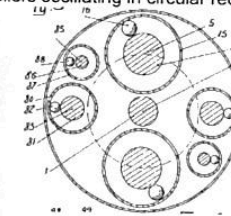


Fig. 7: Centrifugal pendulum absorber with oscillating rollers in a patent by Salomon, 1932

Where pendulum masses must also rotate during oscillation, however, this does not give optimum conditions, as will be shown later.

Sarazin (1937) proposed a bifilar suspension arrangement [4] in which each point of mass describes the same (desired) path (Figure 8).

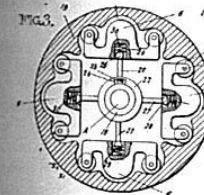


Fig. 8: Bifilar suspension arrangement by Sarazin (1937)

Modern designs of the centrifugal pendulum absorber are a further development of this suspension arrangement. Such centrifugal pendulum absorbers were used in aircraft engines during World War 2 (Figure 9).




Fig. 9: Centrifugal pendulum absorber with bifilar suspension on the crankshaft of an aircraft engine (R1820 Cyclone) from Pratt & Whitney [6]

In car engines (Figure 10), these pendulums were also generally installed on a crankshaft web.




Fig. 10: Crankshaft used in the engine with two pendulum attached (left) and one of the pendulum absorbers used on the crankshaft (right), Ford Motor Co [6]

Following this, no further developments took place on the centrifugal pendulum absorber for a long period. For a time, it was possible to overcome the vibration problem using other simpler solutions. It is only in recent years that the centrifugal pendulum absorber has come back on the scene, as the performance and thus the irregularity of internal combustion engines has increased while at the same time the requirements for comfort levels have grown. Several attempts have been made in recent years to revive the centrifugal pendulum absorber. An absorber based on the Salomon rollers was offered under the name "Rattler" by TCI Automotive (Figure 11).




Fig. 11: Absorber with rollers as a centrifugal pendulum absorber [8]

Freudenberg made attempts, by means of pendulums with bifilar suspension in a flywheel, to directly reduce the irregularity of the crankshaft (Figure 12). However, pendulum masses of several kilograms were required since the pendulums had to counteract the total maximum torque peaks during ignition. While this system was effective in principle, it could not be successfully implemented. Based on this experience, it became clear that future requirements for vibration isolation cannot be fulfilled with an acceptable outlay by means of centrifugal pendulum absorbers on their own. Efforts were therefore made to achieve a suitable combination with conventional torsional dampers.

Figure 13 shows, on the left, the model of a centrifugal pendulum absorber linked directly to the flywheel and thus also to the crankshaft. Large pendulum masses are required in order to allow compensation of ignition shocks. On the right of the picture, a dual mass flywheel is used as a basis and the pendulum is arranged on the secondary flywheel mass. This allows a division of labour.



Fig. 12: Centrifugal pendulum absorber with bifilar suspension in the flywheel [7]

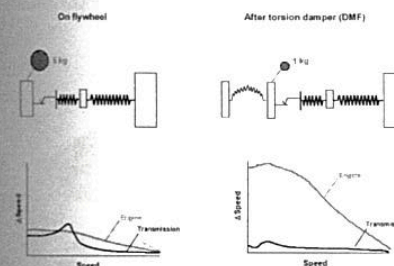


Fig. 13: Essential possibilities for locating a centrifugal pendulum absorber

The dual mass flywheel with its spring coupling gives the first stage of isolation. The secondary flywheel mass is typically subjected only to torque amplitudes below 50 Nm, while the torque acting directly on the crankshaft is many times the mean engine torque and, in diesel engines in particular, may be well over 1000 Nm. A centrifugal pendulum absorber arranged on the secondary flywheel mass must, in contrast, only compensate the residual irregularity and only requires much smaller masses.

### Design features

Since it has been clarified at which point, namely after a torsional damper, the centrifugal pendulum absorber should usefully be arranged, the precise design must now be defined.



At first, it appears easiest to use rollers in accordance with the design by Salomon (Figure 7). A more precise analysis shows, however, that this is not the most effective way since the rollers rotate during oscillation and part of the kinetic energy is therefore stored as rotational energy (Figure 14).

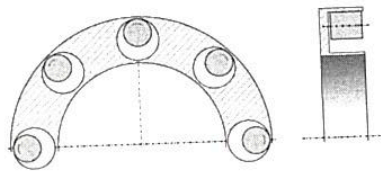


Fig. 14: Centrifugal Pendulum Absorbers with Salomon Rollers.

and the energy for translational motion is thus lacking. It is only the speed along the path of the pendulum that generates centrifugal force and thus contributes to an absorption effect.

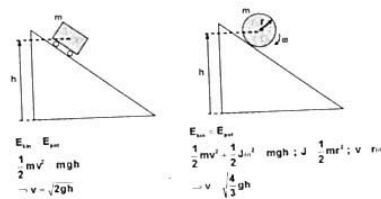


Fig. 15: A carriage acquires a greater speed on an inclined plane than a roller.

In Figure 15 this is shown using the example of an inclined plane. From the same initial height on the ramp, the carriage acquires a greater speed than the roller. All pendulum arrangements in which rotation of the pendulum itself occurs are therefore not an optimum solution. This also applies to the physical pendulum (Figure 16),

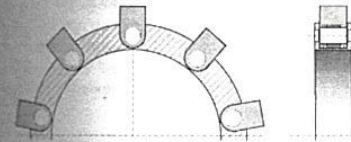


Fig. 16: Physical pendulum

in which it is also significant that relatively large elements of the mass are arranged around the suspension system (bolt) and thus do not contribute to the pendulum effect. The aim must be to allow effective oscillation of the total available mass. The best way of achieving this, after the mathematical pendulum that cannot be realised in practice, is a bifilar suspension arrangement. In the simplest design, the oscillating mass can oscillate over two bolts that are arranged in kidney-shaped recesses in the mass and in the carrier. The shape of the holes is selected to give an appropriate pendulum path.

Figure 17

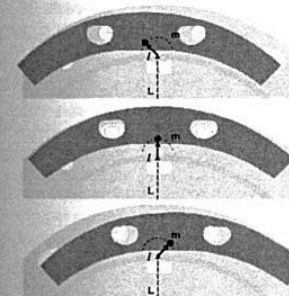


Fig. 17: Movement of bifilar pendulum

shows how the total mass moves without rotation. Each point describes the same path, so the pendulum can be presented as a point type mass at the centre of gravity moving along the curve. This indirectly imitates the mathematical pendulum and allows the greatest effect for a given mass. The pendulum masses are advantageously arranged on both sides of a carrier flange and are linked to each other by 2 or 3 rivets such that sufficient axial clearance is present and the pendulums can move without external friction and damping.

With 4 pendulums each comprising stamped sheet metal parts approx. 5 mm thick a pendulum mass of approx. 1 kg can be achieved, which should be located on the largest possible diameters. In the dual mass flywheel, the large diameter area is reserved as before for the bow springs. The pendulums are located on the flange inboard of these springs and thus act on the secondary flywheel mass (Figure 18).

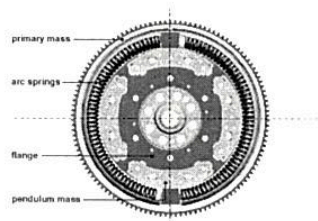


Fig. 18: Dual mass flywheel with pendulum absorbers

In the converter, the centrifugal pendulum absorber can be integrated with the torsional damper in the lockup clutch. Effort is made here too to locate the pendulums with bifur suspension on the largest possible diameter. Based on the torque flow path, at least 1 torsional damper must be arranged in front of the centrifugal pendulum absorber (Figure 19).

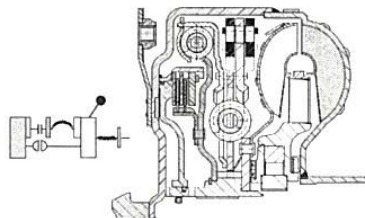


Fig. 19: Torque Converter with Lockup-Clutch with pendulum absorber

## Measurements

With a centrifugal pendulum absorber on the secondary flywheel mass of a dual mass flywheel, a further improvement in vibration isolation can be achieved. Figure 20 shows, using the example of a 4 cylinder diesel engine with 400 Nm, the speed fluctuations of the engine and transmission input for various dual mass flywheel types. A zoom of the smaller speed variations is shown on the right.

Compared with the basic design only containing arc springs and the improved variant with inner damper, the centrifugal pendulum absorber replacing the inner damper gives a further significant improvement in isolation. Compared with a normal dual mass flywheel, the irregularity can be further reduced by more than half. It can be seen directly from the curves that for a specific maximum permissible variation range of the transmission input speed required for running free from rattle and boom noise, the minimum engine speed can be reduced by several hundred revolutions per minute. Even greater benefits apply to the converter and its torsional damper in the lockup clutch, since the conventional dampers do not yet include the dual mass flywheel effect.

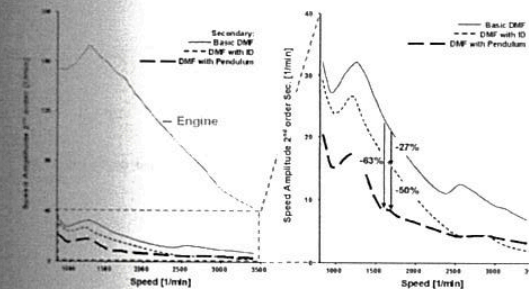


Fig. 20: Full Load Simulation — 4 Cyl. Diesel 400Nm  
System comparison basic DMF, DMF with innerdamper and with Pendulum

Figure 21 shows not only the speed amplitude of the engine but also of the transmission input, which is decisive for boom noise. Even a conventional double torsional damper cannot eliminate the turbine natural mode, at least at speeds around 1300 rpm. A turbine torsional damper, in which the torsional elasticity lies within the torque flow path of the turbine (hence the name) gives a significant improvement that is, nevertheless, not sufficient in various vehicles. The centrifugal pendulum absorber gives the major benefit here and allows boom-free driving even at speeds down to 1000 rpm.



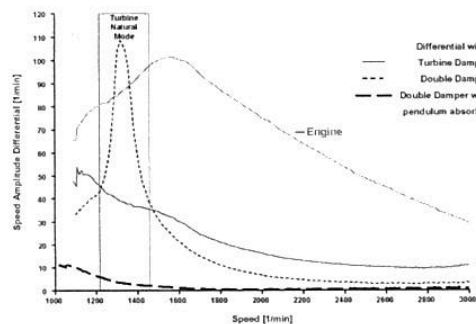


Fig. 21: Full load simulation - 4 cyl diesel 450 Nm  
System comparison basic torque converter, turbine damper, double damper and double damper with pendulum absorber

## Conclusion

The requirements for fuel-efficient drivetrains are continually increasing as a result of discussions about climate warming and scarcity of resources. Many of the fuel-efficient drive concepts increase the irregularity of the engine and the sensitivity of transmissions to these periodical variations of speed and torque. Improved torsional dampers are therefore required. The centrifugal pendulum absorber is an absorber whose resonance speed increases in proportion to the speed. In order to keep the pendulum size within acceptable boundaries, the centrifugal pendulum absorber should be located on the secondary mass of the dual mass flywheel. The effect of such pendulums in dual mass flywheels and also in converters is described. Significantly improved isolation effects can thus be achieved.

## Literature

- [1] Reik, W.: Kupplung, Wandler + Schwingungsdämpfer – Die Bindeglieder zwischen Motor und Getriebe bei neuen Antriebsstrangkzepten, cti-Symposium 2007
- [2] Müller, B.: LuK Drehmomentwandler – Strategiefähige Wandler für neue Automatikgetriebe, VDI 2008, Friedrichshafen
- [3] Salomon, UK-Patent 401,962 - 1932
- [4] Sarazin, UK-Patent 2,079,226 - 1987
- [5] McCutcheon, Kimble D.: The Struggle to Develop the R-2800 – „Double Wasp“ Crankshaft

- [6] McCutcheon, Kimble D.: The Struggle to Develop the R-2800 – „Double Wasp“ Crankshaft.
- [7] Jörg B., Werner K., Eckel, H.-G., Der drehzahladaptive Tilger DAT, der Technologiesprung im Antriebsstrang, 2001, ATZ N. 9, 758-764
- [8] [www.tciauto.com](http://www.tciauto.com)

## DELEGATE LIST

7th International CTI Symposium  
**Innovative Automotive Transmissions**  
2 December and 3 December 2008, Berlin, Germany

Dr. Jürgen Ackermann	HOERBIGER Antriebstechnik GmbH
Hellmut Adler	Schaeffler KG
Dr. Jörg Adolf	Deutsche Shell GmbH
Dieter Aichert	Freudenberg Dichtungs- und Schwingungstechnik GmbH & Co. KG
Koji Akutagawa	AWTC Europe S.A.
Prof. Albert Albers	Universität Karlsruhe Institut für Produktentwicklung (IPEK)
Günther Alberter	Continental Engineering Services GmbH
Dieter Albrecht	FormFlo Ltd.
Jumana Al-Sibai	Robert Bosch GmbH
Gunther Alvermann	Technische Universität Braunschweig Institut für Fahrzeugtechnik
Martin Amthor	hofer getriebetechnik GmbH
Raimonds Aploks	Recro SIA
Dieter Apold	GIF Gesellschaft für Industrieforschung mbH
Frank Arnold	SHW Automotive GmbH & Co. KG
Bernd Astner	GGB Kunststoff- Technologie GmbH
Dr. Salvatore Aucelli	Fiat Powertrain Technologies S.p.A.
Knut Auffahrt	Schaeffler KG
Sebastian Augustin	Sulzer Friction Systems (Germany) GmbH
Uta Bach	BorgWarner Drivetrain Engineering GmbH
Ottmar Back	HOERBIGER Antriebstechnik GmbH
Marcus Bäckmann	Kongsberg Automotive AB
Reinhold Bals	IAV GmbH
Wolfgang Banhardt	Daimler AG
Fabrizio Banizzolo	Dana
Heinrich Bärhausen	Electricfil Automotive
Leif Barje	GETRAG Ford Transmissions Sweden AB



## DELEGATE LIST

7th International CTI Symposium  
**Innovative Automotive Transmissions**  
2 December and 3 December 2008, Berlin, Germany

Katrin Bartberger	Reinz-Dichtungs GmbH
Karsten Bartsch	Seissenschmidt AG
Dr. Michael Bauer	Daimler AG
Alexander Bawidamann	Robert Bosch GmbH
Daniella Baxter	Infineum UK Ltd.
Wolfgang Beck	HOERBIGER Antriebstechnik GmbH
Martin Becke	Voith Turbo GmbH & Co. KG
Georg Bednarek	GM Powertrain Germany GmbH
Hans Jörg Beeck	Georg Fischer GmbH
Joern Behrenroth	Ricardo Deutschland GmbH
Manfred Bek	ZF Getriebe GmbH
Gianni Bellina	Praxair Surface Technologies S.R.L.
Kevin Bennett	SAIC Motor Technical Centre, Ltd.
Dr. Klaus Benninger	Robert Bosch GmbH
Philipp Bentzinger	Rollax GmbH & Co. KG
Steffen Berendt	Daimler AG
Torsten Berger	Robert Bosch GmbH
Dr. Martin Berger	hofer-pdc GmbH
Hannes Bergmann	Kongsberg Automotive AB
Peter Bergmann	Du Pont de Nemours (Deutschland) GmbH
Dr. Jost Bernasch	Kompetenzzentrum - Das Virtuelle Fahrzeug Forschungsgesellschaft mbH
Gary Bryan Berndt	Barloworld CVT Technologies
Erwin Bernhof	Daimler AG
Dr. Steffen Berns	Robert Bosch GmbH
Henning Beuscher	AIMT Holding GmbH
Hemant R. Bhatkar	Mahindra & Mahindra Ltd Mahindra Towers
Simon Bickerstaffe	Automotive Engineer

## DELEGATE LIST

7th International CTI Symposium  
**Innovative Automotive Transmissions**  
2 December and 3 December 2008, Berlin, Germany

Dr. Thomas Blen	Fuchs Europe Schmierstoffe GmbH
Johan Billiet	Solvay Automotive
Peter Bilz	Tedrive Germany GmbH
Wilhelm Binder	AUDI AG
Heiko Binder	Thomas Magnete GmbH
Dr. Christian Birkner	IAV GmbH
Roger Bishop	European Automotive Design
Ing. Franz Blaimschein	Miba Sinter Austria GmbH
Axel Blaschke	LuK-Aftermarket Service OHG
Robert Bliersch	Reinz-Dichtungs GmbH
Bernhard Blohm	BorgWarner Transmission Systems GmbH
Dr. Thomas Bobke	SKF GmbH
Gerd Bofinger	Dr.-Ing. h.c. F. Porsche AG
Dr. Tobias Böhm	Volkswagen AG
Michael Böhm	Dichtungstechnik G. Bruss GmbH & Co. KG
Markus Bolliger	Bomatec Automotive AG
Martin Bomber	Continental AG
Tatiana Bondyрева	hofer powertrain GmbH
Baptist Bonnet	Ricardo Deutschland GmbH
Werner Born	Johann Hay GmbH & Co. KG Automobiltechnik
Matthias Bosse	Volkswagen AG
Ralf Bössner	Schaeffler KG
Alain Bouffet	TOTAL
Helmut Braun	LuK GmbH & Co. oHG
Gunnar Bregler	Miba Deutschland GmbH
Heiko Breitbeck	ThyssenKrupp EGM GmbH
Chris Brockbank	Torotrak PLC

## DELEGATE LIST

7th International CTI Symposium  
**Innovative Automotive Transmissions**  
 2 December and 3 December 2008, Berlin, Germany

Dr. Johannes Bruckner	Voith Turbo GmbH & Co. KG
Dr. Lothar Brückner	Christian Bauer GmbH & Co. KG
Klaus Brühne	ContiTech Schlauch GmbH
Olivier Brunel	Electricfil Automotive
Dr. Hubert P. Büchs	JOPP GmbH
Ralf Buck	A.T. Süd GmbH
Chris Buiting	TEIJIN Aramid GmbH
Hans-Gerhard Burg	Daimler AG
Matthias Burmeister	BorgWarner Drivetrain Engineering GmbH
Thomas Buschjohann	KSM Castings GmbH
Prof. Michael Butsch	Hochschule Konstanz
Donato Carnevale	Cattini & Figlio s.r.l.
Frank Casimir	GETRAG FORD Transmissions GmbH
Lorenzo Cattini	Cattini & Figlio s.r.l.
Carlo Cavallino	OERLIKON GRAZIANO SpA
Bruno Chapoutot	Dana Corporation
Edmund Chew	Supplier Business
Yuko Chiara	KYOWA Synchro Technology Europe S.A.S.
Saeid Chitsaz Dehkharghani	Charkheshgar Co.
Vikas Chopra	Maruti Suzuki India Ltd. Gurgaon
Ulf Christoffer	Sulzer Friction Systems (Germany) GmbH
Elisabetta Ciacclarelli	Fiat Powertrain Technologies S.p.A.
Andrew Close	Global Insight Limited
Lin Collier	Torotrak PLC
Ettore Cosoli	Dana
Mike Croft	Afton Chemical Ltd.
Martin Csermak	Bühler Motor GmbH

## DELEGATE LIST

7th International CTI Symposium  
**Innovative Automotive Transmissions**  
 2 December and 3 December 2008, Berlin, Germany

Marten Dahlbäck	Scania CV AB
Dr. Ansgar Damm	Daimler AG
Toshiaki Date	Mitsubishi Electric Europe B.V.
Thorsten David	BP Lubes Marketing GmbH
Michele De Gruttola	OERLIKON GRAZIANO SpA
Joeri de Haas	NTZ Nederland B.V.
Elisa de la Torre	Infineon Technologies Austria AG
Michael Dederling	IBS-Filtran GmbH
Brigitte Degoulet	Electricfil Automotive
Detlev Dehne	E. Winkemann GmbH & Co. KG
Wolf Denzinger	Daimler AG
Daniel Dériaz	ERNST GROB AG
Frank Dietze	KOKI TECHNIK Transmission System GmbH
Dr. Ulrich Dilling	GETRAG ALL WHEEL DRIVE
Jan Dobrinski	GETRAG FORD Transmissions GmbH
Oliver Doerfel	Daimler AG
Dr. Reiner Doerfler	Continental Powertrain VDO Automotive AG
Dr. Hans-Jörg Domian	ZF Friedrichshafen AG
Dr. Rolland Donin	Ricardo Deutschland GmbH
Dipl.-Ing. Franz Dorfer	MAGNA Powertrain Engineering Center Steyr GmbH & Co. KG
Martin Dornhöfer	Diehl Metall Stiftung & Co. KG
Dr. Christoph Dörr	Daimler AG
Kay Drubel	Daimler AG
Volker Drumm	HERZING+SCHROTH GmbH u. Co. KG
Claudia Dühring	Schenck RoTec GmbH
Stephan D'Urso	Ballard Material Products, Inc.
David E. Earhart	Allison Transmission, Inc.



## DELEGATE LIST

7th International CTI Symposium  
**Innovative Automotive Transmissions**  
 2 December and 3 December 2008, Berlin, Germany

John Eastwood	Croda
Dr. Günter Ebinger	BorgWamer Drivetrain Engineering GmbH
Peter Echter	HOERBIGER Antriebstechnik GmbH
Christian Eckert	Volkswagen AG
Bernd Eckl	GETRAG Getriebe- und Zahnradfabrik Hermann Hagenmeyer GmbH & Cie KG InnovationsCenter
Ulrich Eggert	GETRAG FORD Transmissions GmbH
Dr. Markus Eglinger	Continental Automotive Systems
Gerhard Eibler	MAGNA Powertrain AG & Co. KG
Otto Eichler	Renk Aktiengesellschaft
Dr. Christian Einertshofer	Lubrizol Deutschland GmbH
Gregor Elpert	GETRAG FORD Transmissions GmbH
Michael Eisenschmid	HOERBIGER Antriebstechnik GmbH
Thomas Elting	Continental Powertrain VDO Automotive AG
Dipl.-Ing. Wolfgang Ekam	MAGNA Powertrain AG
Thomas Elies	Continental Automotive Systems
Hans Eil	E. Ernst GmbH Umformtechnik
Dr. Raimund Ellinger	AVL List GmbH
Bernhard Elsner	Robert Bosch GmbH
Dr. Naser Emamdjomeh	NSK Deutschland GmbH
Florian Emsters	Hirschvogel Umformtechnik GmbH
Christian Enderle	Daimler AG
Hiroki Endo	Honda R&D Europe (Deutschland) GmbH
Bernhard Engelmann	HOERBIGER Antriebstechnik GmbH
Andreas Engling	Daimler AG
Andreas Englisch	LuK GmbH & Co. KG
Hans Engström	Haldex Traction AB
Knut Erdmann	Diehl Metall Stiftung & Co. KG

## DELEGATE LIST

7th International CTI Symposium  
**Innovative Automotive Transmissions**  
 2 December and 3 December 2008, Berlin, Germany

Walter Erke	ZF Sachs AG
Roman Esterl	Konzelmann GmbH
Jürgen Evans	Shell Deutschland Schmierstoff GmbH
Mike Everitt	Vocis Driveline Controls
Robert Fabian	Bühler Motor GmbH
Thomas Fackel	Sander Umformtechnik GmbH & Co. KG
Alfred Faschian	Daimler AG
Lutz Faubel	APL Automobil-Prüftechnik Landau GmbH
Dr. Hartmut Faust	GETRAG Getriebe- und Zahnradfabrik Hermann Hagenmeyer GmbH & Cie KG InnovationsCenter
Christian Feil	HOERBIGER Antriebstechnik GmbH
Torsten Feldhaus	CDP Bharat Forge GmbH
Mark Fellmann	ElringKlinger AG
Andreas Felske	Volkswagen AG
Tangl Ferdinand	MAGNA Powertrain AG & Co. KG
Frédéric Ferrandon	DEFONTAINE
Bernhard Fessler	ZF Friedrichshafen AG
Reno Filla	Volvo Construction Equipment AB
Mark Findlay	Drive System Design
Franz Fink	LS Kunststofftechnologie GmbH
Armin Fischer	TU Graz
Dr. Robert Fischer	AVL List GmbH
Laurent Flacelière	Ascometal Creas
Dr. Armin Flaig	GETRAG Getriebe- und Zahnradfabrik Hermann Hagenmeyer GmbH & Cie KG InnovationsCenter
Arthur Fleischer	Continental AG
Anders Flodin	Hoganas AB
Jürgen Flörchinger	TRW Automotive GmbH

## DELEGATE LIST

7th International CTI Symposium  
**Innovative Automotive Transmissions**  
2 December and 3 December 2008, Berlin, Germany

DI Volker Föge	Miba Frictec GmbH
Filip Forier	Punch Powertrain N.V.
Uwe Förster	Cognis GmbH
Werner Franz	SGL Technologies GmbH
Holger Fraustein	Newco Autoline GmbH
Ralf Frede	Sulzer Friction Systems (Germany) GmbH
Rasmus Frei	Robert Bosch GmbH
Dieter Frey	Robert Bosch GmbH
Roger Friedl	Croda GmbH
Maria Friedrich	MAGNA STEYR Fahrzeugtechnik AG & Co. KG
Katrin Friedrich	Schaeffler KG
Eric Froböse	Shell Global Solutions (Deutschland) GmbH
Tobias Frommer	SONA BLW Präzisionsschmiede GmbH
Bernd Früh	Daimler AG
Ludger Fuchs	Schondelmaier GmbH Presswerk
Dr. Henning Fuchs	ae light metal casting gmbh & co kg
Franz Fuchshumer	Hydac Elektronik GmbH
Markus Fugel	Technische Universität Braunschweig
Hironori Fujita	Honda R&D Co. Ltd.
Yuichi Fukuhara	AISIN AI CO., Ltd
Joseph Funyak	Infineon Technologies
Werner Fürguth	HOERBIGER Antriebstechnik GmbH
Stefan Gaigg	STIWA Fertigungstechnik Sticht Gesellschaft mbH
Lars Gamasin	IAV GmbH
Joachim Gansloser	Daimler AG
Romana Gartlehner	Miba AG
Roberto Gay	Graziano Trasmissioni SpA

## DELEGATE LIST

7th International CTI Symposium  
**Innovative Automotive Transmissions**  
2 December and 3 December 2008, Berlin, Germany

Friedrich Gebhard	Diehl Metall Stiftung & Co. KG
Stev Gerson	IAV GmbH
David Giannelli	Ballard Material Products, Inc.
Gernot Goppelt	heise Autos
Phillip G. Gott	Global Insight, Inc.
Armin Gottschaller	Continental AG
Peter Götz	Volkswagen AG
Emmanuel Goyat	Valeo GmbH
Andreas Graf	ZF Friedrichshafen AG
Dr. Jürgen Greiner	ZF Getriebe GmbH
Kajetan Gressler	ixetic GmbH
Willi Grimm	Feintool Technologie AG
Dr. Hubert Gröhlich	Volkswagen Kraftwerk GmbH
Dr. Mirco Gronitzki	LS Kunststofftechnologie GmbH
Hans-Jürgen Groß	GETRAG Getriebe- und Zahnradfabrik Hermann Hagenmeyer GmbH & Cie KG InnovationsCenter
Holger Gross	Global Insight (Deutschland) GmbH
Rainer Grossmann	Daimler AG
Michael Grothues	Volkswagen AG
Karsten Grunert	Diehl Metall Stiftung & Co. KG
Torsten Grüninger	Daimler AG
Philipp Grupp	Felss GmbH
Fabrizio Guderzo	Sila Holding Industriale Srl
Prof. Clemens Gühmann	Technische Universität Berlin
Francois Guigo	Renault SAS
Chris Guile	CSM Worldwide
Raul Gülsen	SONA BLW Präzisionsschmiede GmbH
Dr. Hermann-Joachim Gummert	Otto Fuchs KG



## DELEGATE LIST

7th International CTI Symposium  
**Innovative Automotive Transmissions**  
 2 December and 3 December 2008, Berlin, Germany

Dr. Gerhard Gumpoltsberger	ZF Friedrichshafen AG
Morten B. Gunnerud	Kongsberg Automotive ASA
Dr. Frank Günter	BorgWamer Transmission Systems GmbH
Siegfried Güsmer	
Bernd Gussmann	Robert Bosch GmbH
Peter Gutmiedl	AAM Europe GmbH
Thomas Hackl	hofer powertrain GmbH
Ingo Haeussermann	HÄUSSERMANN LAMELLEN GmbH
Thomas Hafen	ZF Friedrichshafen AG
Magnus Hagberg	Scania CV AB
Andreas Hagedorn	Daimler AG
Dr. Stefan Halfmeier	Daimler AG
Scott Halley	The Lubrizol Corporation
Hans-Jörg Hänelt	Feintool Technologie AG
Andreas Harbauer	Bühler Motor GmbH
Karl Härle	ZF Friedrichshafen AG
Jochen Härle	AUDI AG
Dr. Matthias Hartmann	ThyssenKrupp Krause GmbH
Michael J. Hartmann	NSK Deutschland GmbH
Gabriele Hartmann	Hirschvogel Umformtechnik GmbH
Mathias Hartmann	Präzisionsteile Franz Schulz GmbH
Elke Hartwig	pro-beam AG & Co. KGaA
Dr. Wolfram Hasewend	MAGNA Powertrain AG & Co. KG
Marcel Hassler	Daimler AG
Tetsuya Hatakeyama	Nissan Motor Manufacturing Ltd
Andreas Hatz	Daimler AG
Hans Hauschild	BP Lubes Marketing GmbH

## DELEGATE LIST

7th International CTI Symposium  
**Innovative Automotive Transmissions**  
 2 December and 3 December 2008, Berlin, Germany

Peter Hauschild	Seissenschmidt AG
Yasuhiro Hayakawa	O-OKA Europe GmbH
Dr. Ray Heath	Zeroshift Ltd
Roland Hebe	ae light metal casting gmbh & co kg
Klaus Heber	Volkswagen AG
Stefan Heering	IAV GmbH
Oliver Hegmann	ElringKlinger AG
Thomas Heiber	SONA BLW Präzisionsschmiede GmbH
Torsten Heidrich	Robert Bosch GmbH
Dr. Dirk Heilenkötter	Volkswagen AG
Volker Heinz	BorgWamer Vertriebs- und Verwaltungs GmbH
Peter Heinzmann	Continental Automotive France SAS
Thomas Helfrich	SKF GmbH
Georg Helms	GETRAG Getriebe- und Zahnradfabrik Hermann Hagenmeyer GmbH & Cie KG InnovationsCenter
Matthias Hendel	KOKI TECHNIK Transmission System GmbH
Stefan Henschel	CDP Bharat Forge GmbH
Ulf Herlin	Haldex Traction AB
Pascal Hervet	Valeo Transmissions - Centre Technique
Christophe Hery	Shell Deutschland Schmierstoff GmbH
Joachim Hesse	RWTH Aachen Werkzeugmaschinenlabor
Peter Hetterich	SKF GmbH
Jim Hey	Ricardo Deutschland GmbH
Wolfgang Hielscher	Volkswagen AG
Günter Hintenlang	Freudenberg Simmerringe GmbH & Co. KG
Kazuyoshi Hiraiwa	Kyowa Metal Works Co., Ltd.
Dr. Ryozo Hiraku	Nissan Motor Co., Ltd.
Günter Hirt	Schaeffler AG

## DELEGATE LIST

7th International CTI Symposium  
**Innovative Automotive Transmissions**  
 2 December and 3 December 2008, Berlin, Germany

Markus Hochmayr	BRP-Rotax GmbH & Co. KG
Dirk Hochstein	Knorr-Bremse Systeme für Nutzfahrzeuge GmbH
Ing. Franz Hofer	GFM GmbH
Markus Hofer	hofer powertrain GmbH
Johann Paul Hofer	hofer powertrain GmbH
Thilo Hofmann	Robert Bosch GmbH
Meinrad Holderied	Diehl Metall Stiftung & Co. KG
Albrecht Hör	Hör Technologie GmbH
Axel Horner	AUDI AG
Takashi Hotta	Honda R&D Co.
Reinhardt Huber	MAGNA Powertrain AG & Co. KG
Uwe Hugle	E. Ernst GmbH Umformtechnik
Norbert Huhn	SKF GmbH
Rolf Hummel	Robert Bosch GmbH
Stefan Hüpkes	Ford Aus- und Weiterbildung e.V.
Susie Hurley	Lubrizol Ltd.
Ulrich Huth	Freudenberg Dichtungs- und Schwingungstechnik GmbH & Co. KG
Fabio Iacona	Robert Bosch GmbH
Masaya Ichikawa	AISIN AI EUROPE GmbH
Jürgen Idler	Daimler AG
Akira Ikeda	Kanematsu Corporations
Michael Ilg	ElingKlinger AG
Dipl.-Ing. Ferry Illmeier	AVL List GmbH
Matthias Illy	Daimler AG
Yasuo Imai	AWTC Europe S.A.
Dr. Takashi Imanishi	NSK Ltd.
Norbert Indlekofer	LuK GmbH & Co. oHG

## DELEGATE LIST

7th International CTI Symposium  
**Innovative Automotive Transmissions**  
 2 December and 3 December 2008, Berlin, Germany

Hideaki Inoue	Nissan Motor Co., Ltd.
Henrik Isernhagen	Technische Universität Berlin
Toshinori Ishii	Jatco France SAS
Akira Ishii	Jatco Ltd.
Kelichi Ishikawa	F.C.C. Co. Ltd.
Shizuo Ishikura	Honda R&D Co. Ltd.
Yoshinori Ishimori	Jatco Ltd.
Stefanie Iula	IBS-Filtran GmbH
Michael Jacob	IBS-Filtran GmbH
Thomas Jakob	ARNOLD Umformtechnik GmbH & Co. KG
Steven F. James	Allison Transmission, Inc.
Patrick Janin	Robert Bosch GmbH
Peter Janssen	FEV Motorentechnik GmbH
Frank Jauch	ZF Friedrichshafen AG
Diethard Jeitler	MAGNA Powertrain AG & Co. KG
Manfred Jerzembek	freier Motorjournalist
Axel Jochim	Hofer Mechatronik GmbH
Mark Jones	Afton Chemical Ltd.
Lee Joon-Kyu	HORIBA Europe GmbH
Willi Jünger	Seissenschmidt AG
Dr. Andreas Junghans	Qtronic GmbH
Konrad Jungwirth	Daimler AG
Willi Jürgensmeyer	finova Feinschneidtechnik GmbH
Volker Just	Reinz-Dichtungs GmbH
Markus Kaestner	Universität Hannover
Prof. Ahmet Kahraman	The Ohio State University College of Engineering
Rudolf Kaiser	Bühler Motor GmbH



## DELEGATE LIST

7th International CTI Symposium  
**Innovative Automotive Transmissions**  
 2 December and 3 December 2008, Berlin, Germany

Dr. Klaus Kalmbach	hofer-pdc GmbH
Lars Kalninsch	Romax Technology Ltd.
Heinz Hermann Kamping	NRB BEARINGS Ltd.
Thomas Karais	Schaeffler KG
Christoph Karger	Honda R&D Europe (Deutschland) GmbH
Raimund Karl	Diehl Metall Stiftung & Co. KG
Tobias Kassel	Technische Universität Braunschweig Institut für Fahrzeugtechnik
Nobuyuki Katayama	F.C.C. Co. Ltd. Hosoe-Cho, Hamamatsu-City
Bernd Katthöfer	FEV Motorentechnik GmbH
Markus Katzler	BorgWamer TorqTransfer Systems GmbH
Günter Kayran	Daimler AG
Dr. Uwe Keller	Daimler AG
Prof. Patrick Kelly	Ford Werke AG
David Kelly	Drive System Design
Phil Kerry	Lubrizol Ltd.
Franz-Josef Kessler	Continental Automotive GmbH
Markus Kleninger	ETO MAGNETIC GmbH
Benno Kilzer	MB-technology GmbH
Prof. Eckhard Kirchner	GM Powertrain Europe
Holger Kirsch	ZF Friedrichshafen AG
Raine Kivela	KISSsoft AG
Armin Klauß	Präzisionsteile Franz Schulz GmbH
Jochen Klee	Raybestos Industrie-Produkte GmbH
Stephan Klein	finova Feinschneidtechnik GmbH
Marco Kleinhans	GGB Germany GmbH & Co. KG
Jürgen Klimke	SGL Technologies GmbH
Andreas Klumpp	ZF Friedrichshafen AG

## DELEGATE LIST

7th International CTI Symposium  
**Innovative Automotive Transmissions**  
 2 December and 3 December 2008, Berlin, Germany

Matthias Knebel	BorgWamer Vertriebs- und Verwaltungs GmbH
Thomas Knetsch	OSK Kiefer GmbH
Dr. Ulrich Knödel	GETRAG Getriebe- und Zahnradfabrik Hermann Hagenmeyer GmbH & Cie KG InnovationsCenter
Daniela Knott	Continental Automotive GmbH
Katsuhide Kobayashi	AWTC Europe S.A.
Yuji Kobayashi	Nissan Motor Manufacturing Ltd
Uwe Kober	Diehl Metall Stiftung & Co. KG
Dr. Norbert Koch	Selzer Fertigungstechnik GmbH
Torsten Koch	Sulzer EUROFLAMM Germany GmbH
Uwe Koch-Reuss	Victrix Europe GmbH
Christian Köhler	Robert Bosch GmbH
Peter Kohlwig	ThyssenKrupp EGM GmbH
Peter Kohn	Schaeffler KG
Albrecht Köllermeyer	Daimler AG
Dr. Ralph Kolling	Raybestos Industrie-Produkte GmbH
Mieko Konzelmann	Konzelmann GmbH
Jorma Koppala	Scania AB
Gerd Korherr	Daimler AG
Dietmar Köster	Sulzer Friction Systems (Germany) GmbH
Karl Heinz Krajewski	Daimler AG
Dr. Peter Kraneburg	Castrol Lubricants International GmbH
Thorsten Krause	LuK GmbH & Co. oHG
Christian Krauß	GETRAG FORD Transmissions GmbH
Markus Krauss	Hofer Mechatronik GmbH
Dieter Kraxner	Dr.-Ing. h.c. F. Porsche AG
Burkhard Kremmling	Thomas Magnete GmbH
Volker Krenn	Deutsche Infineum GmbH

## DELEGATE LIST

7th International CTI Symposium  
**Innovative Automotive Transmissions**  
2 December and 3 December 2008, Berlin, Germany

Burkhard Krüger	Electricfil Automotive
Dr. Martin Krüßmann	Robert Bosch GmbH
Tetsuya Kubo	KYOWA Synchro Technology Europe S.A.S.
Prof. Dr.-Ing. Ferit Küçükay	Technische Universität Braunschweig
Yorinori Kumagai	Honda R&D Co. Ltd.
Shuba Kumar	Natesan Synchrocones Pvt Ltd
Tomoaki Kurata	Nissan Motor Co., Ltd.
Konstantin Kutzer	IAV GmbH
Bastl Kvanka	Daimler AG
Franz Lacher	Continental AG
Fabian Lamla	Dr. Ing. h. c. F. Porsche AG
Christian Lammers	Robert Bosch GmbH
Katharina Landorff	SONA BLW Präzisionsschmiede GmbH
Dr. Andreas Lange	Voith Turbo GmbH & Co. KG
Malk Lange	Daimler AG
Rolf Laufs	GIF Gesellschaft für Industrieforschung mbH
Jost E. Laumeyer	Du Pont de Nemours (Deutschland) GmbH
Dr. Wei-Lung Lee	Continental Automotive GmbH
Mirko Leesch	IAV GmbH
Norbert Lehmann	Schenck RoTec GmbH
Danny Leibiger	Daimler AG
Dieter Leichenich	Konzelmann GmbH
Lutz Leimbach	ZF Sachs AG
Stefan Leist	Ricardo Deutschland GmbH
Josef Leitner	MAGNA Powertrain Engineering Center Steyr GmbH & Co. KG
Harald Leitner	Miba Sinter Austria GmbH
Prof. Dietrich Lemke	Max-Planck-Institut für Astronomie

## DELEGATE LIST

7th International CTI Symposium  
**Innovative Automotive Transmissions**  
2 December and 3 December 2008, Berlin, Germany

Robert D. Leopold	Allison Transmission
Werner Leufgen	FEV Motorentechnik GmbH
Tony Lewin	Automotive News Europe
Didier Lexa	Valeo Transmissions
Markus Liebig	HERZING+SCHROTH GmbH u. Co. KG
Hans Ling	ABB Automation Technologies AB
Horst Linzbach	HERZING+SCHROTH GmbH u. Co. KG
Klaus Lippitsch	MAGNA Powertrain AG
Uwe Liskow	Robert Bosch GmbH
Anna Ljungholm	SONA BLW Präzisionsschmiede GmbH
Arthur Locher	Feintool International Management AG
Ulrich Lodek	Daimler AG
Josef Loibl	Continental Automotive GmbH
Karsten Looek	hofer getriebetechnik GmbH
Reynand Loris	Graziano Trasmissioni SpA
Harald Lösch	Siemens Product Lifecycle Management Software (DE) GmbH
Franz Loskant	Integral Accumulator GmbH & Co. KG
Dr. Xintian Lu	FAW Group
Jan G. Lu	SAIC Motor Technical Centre Ltd.
Wolfgang Lücke	Ford Aus- und Weiterbildung e.V.
Michael Ludwig	Tyco Electronics AMP GmbH
Dr. Georg Lührs	Volkswagen AG
Andreas Luiken	GETRAG FORD Transmissions GmbH
Bo Lundström	Haldex Traction AB
Thomas Lunow	DSM Deutschland GmbH
Rüdiger Lutz	AWTC Europe S.A.
Thomas Lütz	Thomas Magnete GmbH



## DELEGATE LIST

7th International CTI Symposium  
**Innovative Automotive Transmissions**  
2 December and 3 December 2008, Berlin, Germany

Jeffrey P. Lux	General Motors-Powertrain
Harald Maelger	Afton Chemical GmbH
Johannes Maier	Robert Bosch GmbH
Markus Maler	Schaeffler KG
Deepak Malaviya	NRB BEARINGS Ltd.
Reinhart Malik	Schaeffler KG
Alireza Mangouri	Charkheshgar Co.
Paolo Mantelli	Graziano Trasmissioni SpA
Gerhard Manz	WEBO Werkzeugbau Oberschwaben GmbH
Jochen Markant	GIF Gesellschaft für Industrieforschung mbH
Frank Martin	ZF Sachs AG
Nestor Martinez	PMG Asturias S.A.U.
Volker Marx	Daimler AG
Hermann Maser	Daimler AG
Stanislav Massini	Schaeffler KG
Dr. Harald Maßmann	ZF Getriebe GmbH
Yasunari Matsui	Toyota Motor Corporation
Per Mattsson	Volvo Powertrain
Dr. Jakob Mauss	Qtronic GmbH
Simon May	Lubrizol Ltd.
Karlheinz Mayer	Daimler AG
Christian A. Mayer	MBtech Powertrain GmbH
Oliver Mayer	Kolbenschmidt Pierburg AG
Michael McCabe	BorgWarner Morse TEC
Phillip F. McCauley	Allison Transmission, Inc.
James McMicking	Ricardo Deutschland GmbH
Stefan Mederer	Daimler AG

## DELEGATE LIST

7th International CTI Symposium  
**Innovative Automotive Transmissions**  
2 December and 3 December 2008, Berlin, Germany

Klaus Meier	HBM Hottinger Baldwin Messtechnik GmbH
Dr. Uwe Meinig	SHW Automotive GmbH & Co. KG
Julia Merkulow	Afton Chemical GmbH
Dr. Günther Meßmer	Metallwarenfabrik Hermann Winker GmbH & Co. KG
Norbert Metten	Schaeffler KG
Herbert Meuter	GIF Gesellschaft für Industrieforschung mbH
Jörg Meyer	ZF Lemförder Schaltungssysteme GmbH
Jan Michaelson	Daimler AG
Jutta Michel	HOERBIGER SynchronTechnik GmbH & Co KG
Francas Michel	Romax Technology Ltd.
Franziska Michl	HOERBIGER Antriebstechnik GmbH
Siegfried Micko	Daimler AG
Holger Mildnerberger	KACO GmbH & Co. Dichtungswerke
Sacha Minnie	BorgWarner Transmission Systems GmbH
Dipl. Ing. Franz Peter Mitterbauer	Miba Friction Holding GmbH
Jun Miyajima	Kyowa Metal Works Co., Ltd.
Hirokuni Miyano	AISIN AI CO., Ltd
Sönke Möhr	Lubrizol Deutschland GmbH
Vaseem Momin	TATA Motors Ltd.
John Moore	Antonov Plc
Shinji Morihito	Jatco Ltd.
Alexander Moser	BorgWarner Drivetrain Engineering GmbH
David Moser	MAGNA STEYR Fahrzeugtechnik AG & Co. KG
Jim Muenzenberger	BorgWarner Transmission Systems GmbH
Andreas Muggli	ERNST GROB AG
Manuel Muhr	Technische Universität Graz

## DELEGATE LIST

7th International CTI Symposium  
**Innovative Automotive Transmissions**  
 2 December and 3 December 2008, Berlin, Germany

Michael Müller	Evonik RohMax Additives GmbH
Bernhard Müller	Ford-Werke GmbH
Bruno Müller	LuK GmbH & Co. oHG
Dr. Thilo Müller	Robert Bosch GmbH
Dr.-Ing. Alexander Müller	Miba Sinter Austria GmbH
Thomas Müller	Robert Bosch GmbH
Henning Müller	Seissenschmidt AG
Jens Müller	HOERBIGER Antriebstechnik GmbH
Jörg Müller	IAV Industrie-Automation Vertriebs GmbH
Markus Müller	Schaeffler KG
Oliver Müllerschön	Trumpf-Laser GmbH & Co. KG
Ingo Müller-Vogt	Robert Bosch GmbH
Dr. Ralf Müllmann	Deutsche Castrol Vertriebsgesellschaft mbH
Friedrich Munk	BMW AG
Jürgen Münster	Otto Fuchs KG
Yasuhiro Murakami	Afton Chemical Japan Corp. Sumitomo Fudousan Sanbacho Bldg. 5 F
Torsten Murr	Shell Global Solutions (Deutschland) GmbH
Martin Muskatzel	hofer powertrain GmbH
Joachim Naas	Ricardo Deutschland GmbH
Rolf Najork	GETRAG FORD Transmissions GmbH
Toshiyuki Nakasone	Jatco Ltd.
Stewart Napier	AW Europe SA
Kai Naske	KISSsoft AG
Johannes Jacobus Naude	Barloworld CVT Technologies
Corlien Naude	Barloworld CVT Technologies
Steve Nesbitt	SAIC Motor Technical Centre, Ltd.
Hans-Jürgen Neubauer	Daimler AG

## DELEGATE LIST

7th International CTI Symposium  
**Innovative Automotive Transmissions**  
 2 December and 3 December 2008, Berlin, Germany

Sascha Neudörfer	Volkswagen AG
Theo Neunzig	JOPP GmbH
Mag. Michael Niedersüss	Miba Sinter Holding GmbH & Co. KG
Thomas Niewelt	AUDI AG
Jan Nilsson	ABB Automation Technologies AB
Yukio Nishide	F.C.C. Co. Ltd.
Shuichi Nishimura	Nissan Motor Co., Ltd
Kenji Nishino	Nissan Motor Co., LTD.
Jörg Nitsche	BorgWarner Drivetrain Engineering GmbH
Stephan Nohe	Continental AG
Anouska Norman	Lubrizol Ltd.
Matthias Noske	Daimler AG
Zeno Nöthig	GIF Gesellschaft für Industrieforschung mbH
Robert Notz	HOERBIGER Antriebstechnik GmbH
Takao Obara	NSK Deutschland GmbH
Oliver Oehler	Schondelmaier GmbH Presswerk
Salvatore Oliveri	tedrive Holding B.V.
Andreas Oswald	Schaeffler KG
Emi Oto	KYOWA Synchro Technology Europe S.A.S.
Joachim Pagel	Schondelmaier GmbH
Guido Panizza	Sila Holding Industriale Srl
Michael Pape	HBM Hottinger Baldwin Messtechnik GmbH
Paolo Parenti	Praxair Surface Technologies S.R.L.
Saekyung Park	GM Daewoo Auto & Technology Co.
Yonsu Park	Romax Technology Ltd.
Wim Pasterkamp	Bosch Van Doorne's Transmissie BV
Siegfried Paukstat	AUDI AG



## DELEGATE LIST

7th International CTI Symposium  
**Innovative Automotive Transmissions**  
2 December and 3 December 2008, Berlin, Germany

Rick Pecceu	Hoerbiger Drivetrain Mechatronics
Hendrik Pecceu	Hoerbiger Drivetrain Mechatronics
Hermann Pecnik	MAGNA STEYR Fahrzeugtechnik AG & Co. KG
Ing. Eugen Perisutti	EJOT GmbH & Co. KG
Claus Peroutka	HOERBIGER SynchronTechnik GmbH & Co KG
Marc Peters	Exxon Mobil Lubricants
Rainer Petersen	Volkswagen AG
Dr. Klaus Pfeiffer	AVL Deutschland GmbH
Heiko Pfeil	BorgWarner Drivetrain Engineering GmbH
Markus Pförtner	Daimler AG
Werner Philipp	Robert Bosch GmbH
Dr. Kai Philipp	Volkswagen AG
Stefan Pichler	MAGNA STEYR Fahrzeugtechnik AG & Co. KG
Fabian Pingel	Seissenschmidt AG
Bernhard Pins	AVL Deutschland GmbH
Paul Pirozzola	The Lubrizol Corporation
Dr. Robert Plank	Schaeffler KG
Volker Ploetz	Schaeffler KG
Jörg Plogmann	Volkswagen AG
Dr. Burkhard Pollak	AVL List GmbH
Manfred Pongratz	hofer powertrain GmbH
Rolf Popelka	ixetic GmbH
Robert Pracher	MAGNA Powertrain AG & Co. KG
Russell Proctor	Bühler Motor, Inc.
Steffen Pult	ARNOLD Umformtechnik GmbH & Co. KG
Damien Py	PSA Peugeot Citroen Automobiles SA
Neil Quinn	Zeroshift Ltd

## DELEGATE LIST

7th International CTI Symposium  
**Innovative Automotive Transmissions**  
2 December and 3 December 2008, Berlin, Germany

Gisela Quintenz	Hirschvogel Umformtechnik GmbH
Edwin Raad	teamtechnik Maschinen und Anlagen GmbH
Thomas Rabenstein	Daimler AG
Peter Rademacher	C. D. Wälzholz GmbH & Co. KG
Kai Rademacher	SKF GmbH
Johann Raidl	SIEMENS AG Österreich
Ludger Rake	ZF Lemförder Schaltungssysteme GmbH
Dr. Robert Rank	HOERBIGER Antriebstechnik GmbH
Srinivas Rao	Mahindra & Mahindra Ltd Mahindra Towers
Walter Rau	Voith Turbo GmbH & Co. KG
Dr. Eberhard Rauschnabel	IFUTEC Ingenieurbüro für Umformtechnik GmbH
Stephan Rebhan	Knorr-Bremse Systeme für Nutzfahrzeuge GmbH
Robert Rech	GGB Germany GmbH & Co. KG
Michael Rechenbach	Felss GmbH
Astrid Rediger	Tedrive Holding B.V.
Mark Reese	BorgWarner Morse TEC
Reinhard Reich	Afton Chemical GmbH
Michael Reichenbach	ATZ / MTZ
Helmut Reicht	MAGNA Powertrain AG & Co. KG
Dr. Wolfgang Reik	LuK GmbH & Co. oHG
Franz Reinbacher	Schaeffler KG
Jürgen Reinert	Victrex Europe GmbH
Marco Reinhardt	Technische Universität Braunschweig
Dr. Ulrich Remmlinger	ZF Getriebe GmbH
Thomas Renkawitz	Global Insight (Deutschland) GmbH
Stefan Renker	ROS GmbH & Co. KG
Dirk Ressin	AAM Europe GmbH

## DELEGATE LIST

7th International CTI Symposium  
**Innovative Automotive Transmissions**  
2 December and 3 December 2008, Berlin, Germany

Dr. Jürgen Reusch	Honsel GmbH & Co.KG
Sina Reusch	ZF Friedrichshafen AG
Nils Richardt	Shell Global Solutions (Deutschland) GmbH
Jens Riese	IAV GmbH
Dr. Stephan Rinderknecht	GETRAG Getriebe- und Zahnradfabrik Hermann Hagenmeyer GmbH & Cie KG InnovationsCenter
Andreas Rippe	Georg Fischer Automotive
Michael Ritschel	BorgWarner Drivetrain Engineering GmbH
Simon Roberts	Antonov Plc
Jürgen Röhler	Shell Deutschland Schmierstoff GmbH
Bernhard Romanski	TEG mbH
Antonio Rondinelli	EL.P. di A. Rondinelli
Volker Rosenburg	FEV Motorentechnik GmbH
Jan Rosenow	Kfz-betrieb
Günter Rühle	GETRAG Getriebe- und Zahnradfabrik Hermann Hagenmeyer GmbH & Cie KG InnovationsCenter
Helmuth Sachsenmaier	MAGNA Powertrain AG & Co. KG
Dietmar Sahm	IBS-Filtran GmbH
Noriaki Saito	Honda R&D Co.
Dr. Michael Salecker	Daimler AG
Stefan Sänger	Drive System Design Ltd.
Hari Sankaran	Natesan Synchrocones Pvt Ltd
Dr. Christoph Sasse	ZF Sachs AG
Martin Sattler	ZF Sachs AG
Axel Sauer	Hofer Mechatronik GmbH
Uwe Sauerland	Seissenschmidt AG
Bernd Sauerwein	Global Insight (Deutschland) GmbH
Nils Sauvlet	Dr.-Ing. h.c. F. Porsche AG

## DELEGATE LIST

7th International CTI Symposium  
**Innovative Automotive Transmissions**  
2 December and 3 December 2008, Berlin, Germany

Gerald Schachinger	Miba Frictec GmbH
Willy Schaerlaeckens	Gear Chain Industrial B.V.
Jörg Schäfer	BorgWarner Drivetrain Engineering GmbH
Dr. Heinz Schäfer	hofer powertrain GmbH
Holger Schalla	ISE Industries GmbH
Dr. Till Scharf	Schaeffler KG
Peter Scharnberger	SKF GmbH
Armin Schenk	Castrol Lubricants International GmbH
Mario Schenker	AUDI AG
Andrea Schenone	Intertec s.n.c.
Heribert Scherer	ZF Getriebe GmbH
Martin Schetter	Daimler AG
Angela Scheufler	KEM / AutomobilKonstruktion
Andreas Schick	Schaeffler KG
Dietmar Schlayer	WEBO Werkzeugbau Oberschwaben GmbH
Matthias Schlesies	Fräger GmbH
Dr. Thomas Schlick	Verband der Automobilindustrie e.V. (VDA)
Dr. Jan Schlipf	GIF Gesellschaft für Industrieforschung mbH
Frank Schlosser	EJOT GmbH & Co. KG
Ottmar Schmid	Daimler AG
Manfred Schmid	HOERBIGER Antriebstechnik GmbH
Dr. Andreas Schmidt	Volkswagen AG
Christoph Schmidt	Schaeffler KG
Henrik Schmidt	Du Pont de Nemours (Deutschland) GmbH
Erik Schneider	IAV GmbH
Peter Schneider	Daimler AG
Hans-Jürgen Schneider	ZF Sachs AG



## DELEGATE LIST

7th International CTI Symposium  
**Innovative Automotive Transmissions**  
 2 December and 3 December 2008, Berlin, Germany

Dr. Heinz-Dieter Schneider	GIF Gesellschaft für Industrieforschung mbH
Dr. Klaus-Peter Schnelle	Robert Bosch GmbH
Ulf Schniering	Johann Hay GmbH & Co. KG Automobiltechnik
Andreas Schochlow	HORIBA Europe GmbH
Carolin Scholler	Robert Bosch GmbH
Jochen Schöllhammer	ElringKlinger AG
Norbert Scholz	Volkswagen AG
Frank Schönstein	Schaeffler KG
Tobias Schröder	Reishauer AG
Bernhard Schropp	Daimler AG
Eric Schüler	Sulzer EUROFLAMM US Inc.
Christian Schultze	Mazda Motor Europe GmbH
Winfried Schulz	Ford Aus- und Weiterbildung e.V.
Steffen Schumacher	Robert Bosch GmbH
Sandor Schumann	Benteler Stahl/Rohr GmbH
Stefan Schütz	Bühler Motor GmbH
Rolf Schwarze	GKN Sinter Metals GmbH
Roland Seebacher	LuK GmbH & Co. oHG
Dr. Paul Seibold	Hydac International GmbH
Kenichiro Seki	F.C.C. Co. Ltd
Jindrich Senekl	Timken Ceska republika s.r.o.
Ralf Senz	GIF Gesellschaft für Industrieforschung mbH
Frederic Servais	Jatco France SAS
Roland Serway	IAV GmbH
Ing. Josef Seyrkammer	Miba Sinter Austria GmbH
Meera Shankar	Botschaft der Republik Indien
Takashi Shibayama	Jatco Ltd.

## DELEGATE LIST

7th International CTI Symposium  
**Innovative Automotive Transmissions**  
 2 December and 3 December 2008, Berlin, Germany

Andreas Siebinger	MAGNA Powertrain AG & Co. KG
Oliver Sieverling	Robert Bosch GmbH
Roger Simpson	BorgWarner Morse TEC
Gary Skipper	BorgWarner Drivetrain Engineering GmbH
Dieter Slapak	Scania CV AB
Dr. Tomas Smetana	Schaeffler KG
Anthony Smith	Driveline News
Franz Soffa	HOERBIGER Antriebstechnik GmbH
Andreas Sommer	Rollax GmbH & Co. KG
Juho Song	Hyundai Motor Company & Kia Motors Corporation
Alexandr Sorokin	Avtotor Technology & Development
Jörg Spielvogel	Daimler AG
Simon Spitko	SGL Technologies GmbH
Peter Sprafke	Robert Bosch GmbH
Dr. Marcus Spreckels	Sulzer Friction Systems (Germany) GmbH
Chadchai Srisurangkul	Technische Universität Braunschweig
Pramod Srivas	SKF Sealing Solutions GmbH
Wolfgang Stausberg	IBS-Filtran GmbH
Frank Steffens	Daimler AG
Dr. Edgar Stelgerwald	Deutsche Pentosin-Werke GmbH
Dr. Ingo Steinberg <i>CX VW</i>	GETRAG FORD Transmissions GmbH
Klaus Steinel	ZF Sachs AG
Nicula Steinrisser	ERNST GROB AG
Sven Steinwascher	GIF Gesellschaft für Industrieforschung mbH
Wolfgang Stephan	Hofer Mechatronik GmbH
Brian Alexander Stern	Solvay Advanced Polymers
Ernst Stiermann	Europäisches Patentamt

## DELEGATE LIST

7th International CTI Symposium  
**Innovative Automotive Transmissions**  
2 December and 3 December 2008, Berlin, Germany

Bernd Stockmann	Continental AG
Thomas Storch	Kolbenschmidt Pierburg AG
Dr. Martin Stork	Castrol Lubricants International GmbH
Kevin Streck	The Lubrizol Corporation
Günther Stützel	SHW Automotive GmbH & Co. KG
Beau Styles	European Truck and Bus Technology
Jörg Sudau	ZF Sachs AG
Dr. Armin Sue	Volkswagen AG
Jan Suhr	Dichtungstechnik G. Bruns GmbH & Co. KG
Suneel G. Sutar	Tatar Motors Ltd.
Lee M. Sykes	Ricardo Shanghai Company Limited
Christoph Szasz	Technische Universität Graz
Shoichi Taga	Jatco Ltd.
Masumi Takashima	Kyowa Metal Works Co Ltd.
Kohichi Takemoto	Jatco France SAS
Amit Talwar	Maruti Suzuki India Ltd. Gurgaon
Daisuke Tamaru	Aisin Europe S.A
Ferdinand Tangl	MAGNA STEYR Fahrzeugtechnik AG & Co. KG
Claudio Tarantini-Grimmeisen	HOERBIGER SynchronTechnik GmbH & Co KG
Safak Tas	Fräger GmbH
Dr. Tsutomu Tashiro	DENSO Automotive Deutschland GmbH
Dr. Mugur Tatar	Qtronic GmbH
Richard Taylor	Vocis Driveline Controls
Prof. Dr.-Ing. Peter Tenberge	TU Chemnitz
Martin Teutschländer	Daimler AG
Martin Theil	Shell Deutschland Schmierstoff GmbH
Pascal Théry	Théry Ingénierie

## DELEGATE LIST

7th International CTI Symposium  
**Innovative Automotive Transmissions**  
2 December and 3 December 2008, Berlin, Germany

Dietrich Thomas	Thomas Magnete GmbH
Lee Thompson	Croda
Diane Thomson	AAM Europe GmbH
Detlef Tiedtke	Dülmeyer Konstruktion, Werkzeug- und Formenbau GmbH
Thomas Tiefenbach	ElringKlinger AG
Andreas Tissot	Ford-Werke GmbH
Nalin Tiwari	Mahindra & Mahindra Ltd
Arnd Tiwisina	Morse Teleflex GmbH
Tomislav Topolovec	Hyundai Motor Europe Technical Center GmbH
Reinold Torge	Tedrive Germany GmbH
Jens Trabert	Freudenberg Dichtungs- und Schwingungstechnik GmbH & Co. KG
Matthias Trick	Daimler AG
Konrad Trump	finova Feinschneidtechnik GmbH
Joachim Trumpff	GIF Gesellschaft für Industrieforschung mbH
Michael Tschirschwitz	SKF GmbH
Hideobu Tsuchiya	KYOWA Synchro Technology Europe S.A.S.
Shigeo Tsuzuki	AISIN AW Co., Ltd.
Alex Tylee-Birdsall	Drive System Design Ltd.
Masaaki Uchida	Nissan Motor Co. Ltd.
Harald Ücker	Daimler AG
Klaus Ullrich	Volkswagen AG
Ralph Ulmer	GETRAG Getriebe- und Zahnradfabrik Hermann Hagenmeyer GmbH & Cie KG InnovationsCenter
Georg Unger	Daimler AG
Swen Unruh	Hofer Mechatronik GmbH
Kathrin Urban	Neumayer Tekfor GmbH
Katsutoshi Usuki	Jatco Ltd.



## DELEGATE LIST

7th International CTI Symposium  
**Innovative Automotive Transmissions**  
2 December and 3 December 2008, Berlin, Germany

Dr. Richard van Basshuysen	ATZ / MTZ
Pieter van de Looveren	Robert Bosch GmbH
Nijls van der Mei	SKF A.B.
Arie van der Meulen	Drivetrain Innovations B.V.
Erik van der Noll	Bosch Van Doorne's Transmissie b.v.
Frank van der Seylberg	TU Chemnitz
Francis van der Sluis	Bosch Van Doorne's Transmissie BV
Dr. Roëll van Druten	Drivetrain Innovations B.V.
Cor Van Otterloo	Punch Powertrain N.V.
Jippe van Ruiten	DSM Engineering Plastics
Franck Vangraefschep	IFP
Bertrand Vaysse	Continental Automotive France SAS
Johan Verheij	Allison Transmission Europe BV
Richard Vickerman	The Lubrizol Corporation
Patrick Vikari	hofer driveline GmbH
Peter Vincon	ETO MAGNETIC GmbH
Wolfgang Vöge	Volkswagen AG
Wolfgang Vogel	ZF Friedrichshafen AG
Gert-Jan Vogelaar	Punch Powertrain N.V.
Johannes Vogl	HOERBIGER SynchronTechnik GmbH & Co KG
Gerhard Voigt	Allison Transmission Europe B. V.
Leonora Volpe	Graziano Trasmissioni SpA
Ralf von Dahlen	GIF Gesellschaft für Industrieforschung mbH
Kira von Eynern	TEIJIN Aramid GmbH
Georg von Petery	Schaeffler KG
Dr. Burghard Voß	IAV GmbH
Dr. Bas Vroemen	Drivetrain Innovations B.V.

## DELEGATE LIST

7th International CTI Symposium  
**Innovative Automotive Transmissions**  
2 December and 3 December 2008, Berlin, Germany

Andreas Wachsmuth	Daimler AG
Olaf Wachsmuth	IAV GmbH
Roland Wagendorfer	MAGNA Powertrain AG & Co. KG
Sabine Wagner	Continental Automotive GmbH
Marcus Wagner	Continental AG
Uwe Wagner	LuK GmbH & Co. oHG
Dagobert Wagner	HOERBIGER Antriebstechnik GmbH
Frank Wallner	Kratzer-Automation AG
Ulrich Walter	Moderator
Michael Walter	AIMT Holding GmbH
Richard Walz	Daimler AG
Dr. Jian Wang	Jilin University China
Yvonne Wansart	Trumpf Laser- und Systemtechnik GmbH
Kazusa Watanabe	Jatco France SAS
Tetsuro Watanabe	Jatco Ltd.
Nico Weel	Drivetrain Innovations B.V.
Volker Wehren	Bugatti Engineering GmbH
Michael Weickhmann	Vacuumschmelze GmbH & Co. KG
Martin Weidlich	GETRAG FORD Transmissions GmbH
Holger Weikum	Volkswagen AG
Matthias Weiner	Daimler AG
Andreas Weinmann	DSM Deutschland GmbH
Jürgen Weiß	Schaeffler KG
Dr. Tobias Wesnigk	Johann Hay GmbH & Co. KG Automobiltechnik
Andreas Westa	Castrol Lubricants International GmbH
Robert Wexenberger	HOERBIGER Automotive Komfortsysteme GmbH
Kurt Widmer	Fässler AG

## DELEGATE LIST

7th International CTI Symposium  
**Innovative Automotive Transmissions**  
2 December and 3 December 2008, Berlin, Germany

Helmut Wieland	Valeo GmbH
Dr. Hans-Wilhelm Wienholt	Voith Turbo GmbH & Co. KG
Robert Wiktoren	SKF France S.A.
Ralf Wilczynski	Solvay Advanced Polymers GmbH
Andreas Wild	Hofer Mechatronik GmbH
Simon Willard	Transmission Technology International
Tim Willers	GIF Gesellschaft für Industrieforschung mbH
Gabriel Williams	Parker Hannifin GmbH & Co. KG
Richard Williams	LS Polymer Technology
Manfred Winkler	Schaeffler KG
Oliver Wipfler	MBS Prof. Dr. Bichler, Schwarz und Partner GmbH
Thomas Wittmers	C. D. Wälzholz GmbH & Co. KG
Thomas Wolf	SKF GmbH
Klaus Wolk	Wolk Fahrzeugtechnik GmbH
Dr. Thiess-Magnus Wolter	IAV GmbH
Chris Woolley	SAIC Motor Technical Centre, Ltd.
Dr. Ralf Wörner	Daimler AG
Roland Worsley	SKF Sealing Solutions GmbH
Tianshu Xin	Global Insight Ltd.
Masahiko Yamada	Aichi Machine Industry Co. Ltd.
Tomoshiro Yamashita	AWTC Europe S.A.
Masato Yanagimoto	Torotrak PLC
Cem-Mehmet Yoldjou	SKF GmbH
Hideji Yoshioaka	Aichi Machine Industry Co. Ltd.
Ahmad Zareh	Infineum International Ltd.
Frank Zerling	SONA BLW Präzisionsschmiede GmbH
Oliver Ziegler	Continental AG

## DELEGATE LIST

7th International CTI Symposium  
**Innovative Automotive Transmissions**  
2 December and 3 December 2008, Berlin, Germany

Wolfgang Zieglmaier	MAN Nutzfahrzeuge AG
Matthias Zink	LuK GmbH & Co. oHG
Erich Zinkan	ixetic GmbH
Eduard Zweifel	ERNST GROB AG