

**IN THE UNITED STATES DISTRICT COURT  
FOR THE EASTERN DISTRICT OF TEXAS  
MARSHALL DIVISION**

**ALLERGAN, INC.,**

**Plaintiff,**

**v.**

**TEVA PHARMACEUTICALS USA, INC.,  
TEVA PHARMACEUTICAL INDUSTRIES  
LTD., APOTEX, INC., APOTEX CORP.,  
AKORN, INC., MYLAN  
PHARMACEUTICALS, INC., and MYLAN,  
INC.,**

**Defendants.**

**Civil Action No. 2:15-cv-1455**

**JURY TRIAL DEMANDED**

**ALLERGAN, INC.’S COMPLAINT FOR PATENT INFRINGEMENT**

Plaintiff Allergan, Inc. (“Allergan” or “Plaintiff”), for its Complaint against Defendants Teva Pharmaceuticals USA, Inc. and Teva Pharmaceutical Industries Ltd. (collectively “Teva”); Apotex, Inc. and Apotex Corp. (collectively “Apotex”); Akorn, Inc. (“Akorn”); and Mylan Pharmaceuticals, Inc. and Mylan, Inc. (collectively “Mylan”), by its attorneys, alleges as follows:

**The Nature of the Action**

1. This is an action for infringement of United States Patent Nos. 8,629,111 (“the ‘111 Patent”), 8,633,162 (“the ‘162 Patent”), 8,642,556 (“the ‘556 Patent”), 8,648,048 (“the ‘048 Patent”), and 8,685,930 (“the ‘930 Patent”) under the Patent Laws of the United States, 35 U.S.C. § 1 *et seq.*, relating to Allergan’s treatment for chronic dry eye, Restasis®.
2. This is also an action under 35 U.S.C. §§ 2201-02 for a declaratory judgment of infringement of the ‘111, ‘556, and ‘930 Patents under 35 U.S.C. § 271 (a), (b), and (c), and for a

declaratory judgment of infringement of the '162 and '048 Patents under 35 U.S.C. § 271 (b) and (c).

**The Parties**

3. Allergan is a corporation organized and existing under the laws of the State of Delaware with a principal place of business at 2525 Dupont Drive, Irvine, California 92612.

4. Allergan operates a facility in Waco, Texas where it manufactures and distributes numerous pharmaceutical products, including RESTASIS® (cyclosporine ophthalmic emulsion, 0.05%). Allergan coordinates the nationwide distribution of RESTASIS® from Texas. Allergan employs over 800 individuals in Texas, more than in any other state except California.

5. On information and belief, defendant Teva Pharmaceuticals USA, Inc. ("Teva USA") is a corporation organized and existing under the laws of the State of Delaware with its principal place of business located at 1090 Horsham Road, North Wales, Pennsylvania, 19454-1090.

6. On information and belief, Teva USA is a wholly owned subsidiary of Teva Pharmaceutical Industries Ltd.

7. On information and belief, Teva Pharmaceutical Industries Ltd. ("Teva Pharmaceutical") is a corporation organized and existing under the laws of Israel, with a place of business at 5 Basel St., Petach Tikva Israel, 49131.

8. On information and belief, Teva USA and Teva Pharmaceutical are agents of each other and/or work in active concert with respect to the development, regulatory approval, marketing, sale, and distribution of pharmaceutical products.

9. On information and belief, Apotex, Inc. is a corporation organized and existing under the laws of Canada with its principal place of business located at 150 Signet Drive, Toronto, Ontario, Canada M9L 1T9.

10. On information and belief, Apotex Corp. is a corporation organized and existing under the laws of the State of Delaware with its principal place of business located at 2400 North Commerce Parkway, Suite 400, Weston, Florida, 33326.

11. On information and belief, Apotex, Corp. is a wholly-owned subsidiary of Apotex Inc.

12. On information and belief, Apotex, Inc. and Apotex Corp. are agents of each other and/or work in active concert with respect to the development, regulatory approval, marketing, sale, and distribution of pharmaceutical products.

13. On information and belief, Akorn is a corporation organized and existing under the laws of the State of Louisiana with its principal place of business located at 1925 West Field Court, Suite 300, Lake Forest, Illinois 60045, and a registered agent located at 211 East 7th Street, Suite 620, Austin, Texas 78701-3218.

14. On information and belief, Mylan Pharmaceuticals, Inc. is a corporation organized and existing under the laws of the State of West Virginia with its principal place of business located at 781 Chestnut Ridge Road, Morgantown, West Virginia 26505, and a registered agent located at 211 East 7th Street, Suite 620, Austin, Texas 78701-3218.

15. On information and belief, Mylan, Inc. is a corporation organized and existing under the laws of the Commonwealth of Pennsylvania, having its principal place of business located at 1500 Corporate Drive, Canonsburg, Pennsylvania 15317.

16. On information and belief, Mylan Pharmaceuticals, Inc. is a wholly-owned subsidiary of Mylan, Inc.

17. On information and belief, Mylan Pharmaceuticals, Inc. and Mylan, Inc. are agents of each other and/or work in active concert with respect to the development, regulatory approval, marketing, sale and distribution of pharmaceutical products.

### **Venue and Jurisdiction**

18. This action arises under the patent laws of the United States of America, 35 U.S.C. § 1, *et seq.* This Court has subject matter jurisdiction over the action under 28 U.S.C. §§ 1331 and 1338.

19. This Court has personal jurisdiction over each of the Defendants by virtue of the fact that, *inter alia*, each Defendant has committed, or aided, abetted, induced, contributed to, and/or participated in the commission of, a tortious act of patent infringement that has led to foreseeable harm and injury to Plaintiffs in Texas. This Court has personal jurisdiction over each of the Defendants for the additional reasons set forth below and for other reasons that will be presented to the Court if such personal jurisdiction is challenged.

#### **A. Personal Jurisdiction over Teva USA and Teva Pharmaceutical**

20. This Court has personal jurisdiction over Teva USA and Teva Pharmaceutical by virtue of their systematic and continuous contact with this jurisdiction, as alleged herein, and because of the injury to Allergan in this forum arising from Teva's ANDA filing and the causes of action Allergan alleges. *See Allergan, Inc. v. Actavis, Inc. et al.*, No 2:14-cv-0063, 2014 WL 7336692, at \*5-8 (E.D. Tex. December 23, 2014).

21. On information and belief, Teva submitted ANDA No. 203880 under section 505(j) of the FDCA, 21 U.S.C. § 355(j), seeking FDA approval to engage in the commercial



manufacture, use, importation, sale, or offer for sale of Cyclosporine Ophthalmic Emulsion, 0.05%, a generic version of Allergan's RESTASIS® product.

22. On information and belief, Teva USA and Teva Pharmaceutical are agents of each other and/or work in active concert with respect to the development, regulatory approval, marketing, sale and distribution of pharmaceutical products, including the generic Cyclosporine Ophthalmic Emulsion, 0.05% described in ANDA No. 203880.

23. On information and belief, Teva USA is a licensed drug distributor of prescription drugs sold in the State of Texas.

24. On information and belief, Teva USA is actively registered with the Texas Secretary of State to conduct business in Texas.

25. On information and belief, various Teva drug products appear in the Texas prescription drug formulary.

26. On information and belief, Teva Pharmaceutical markets and sells numerous generic drugs, manufactured and supplied by Teva USA. On information and belief, since 2014 Teva Pharmaceutical has sold nearly \$1.8 billion worth of Teva USA's products in Texas, over \$330 million of which were sold in this judicial district.

27. Teva has previously been sued in this judicial district without objecting on the basis of lack of personal jurisdiction. *Pozen, Inc. v. Teva Pharmaceuticals USA, Inc.*, 6:08-cv-437, D.I. 83 at 2 (E.D. Tex.); *Aventis Pharmaceuticals, Inc. v. Teva Pharmaceuticals USA, Inc. et al.*, 2:06-cv-469, D.I. 27 at 2 (E.D. Tex.). Teva has also availed itself to this judicial district through the assertion of counterclaims. *Pozen, Inc. v. Teva Pharmaceuticals USA, Inc.*, 6:09-cv-182, D.I. 11 at 2 (E.D. Tex.).

28. On information and belief, Teva knows and intends that its proposed Cyclosporine Ophthalmic Emulsion, 0.05% product described in ANDA No. 203880 will be distributed and sold in Texas.

29. On information and belief, Teva knows and intends that sales of its proposed Cyclosporine Ophthalmic Emulsion, 0.05% product described in ANDA No. 203880 will displace sales of Allergan's RESTASIS® product causing injury to Allergan in Texas.

30. On information and belief, Teva intends to take advantage of its established channels of distribution in Texas for the sale of its proposed Cyclosporine Ophthalmic Emulsion, 0.05% product described in ANDA No. 203880. On information and belief, Teva arranged these distribution channels to take advantage of the second largest market for prescription drugs in the United States.

31. Venue is proper in this Court under 28 U.S.C. §§ 1391(c) and 1400(b).

**B. Personal Jurisdiction over Apotex, Inc. and Apotex Corp.**

32. This Court has personal jurisdiction over Apotex, Inc. and Apotex Corp. by virtue of their systematic and continuous contact with this jurisdiction, as alleged herein, and because of the injury to Allergan in this forum arising from Apotex's ANDA filing and the causes of action Allergan raises here, as alleged herein. *See Allergan, Inc. v. Actavis, Inc. et al.*, No 2:14-cv-0063, 2014 WL 7336692, at \*5-8 (E.D. Tex. December 23, 2014).

33. On information and belief, Apotex, Inc. submitted ANDA No. 207606 under section 505(j) of the FDCA, 21 U.S.C. § 355(j), seeking FDA approval to engage in the commercial manufacture, use, importation, sale, or offer for sale of Cyclosporine Ophthalmic Emulsion, 0.05%, a generic version of Allergan's RESTASIS® product.

34. On information and belief, Apotex, Inc. and Apotex Corp. are agents of each other and/or work in active concert with respect to the development, regulatory approval, marketing, sale and distribution of pharmaceutical products, including the generic Cyclosporine Ophthalmic Emulsion, 0.05% product described in ANDA No. 207606.

35. On information and belief, Apotex Corp. is a licensed drug distributor of prescription drugs sold in the State of Texas.

36. On information and belief, Apotex, Inc. is actively registered with the Texas Secretary of State to conduct business in Texas.

37. On information and belief, Apotex, Inc.'s drug products are listed on the Texas prescription drug formulary.

38. On information and belief, Apotex Corp. markets and sells numerous generic drugs, manufactured and supplied by Apotex, Inc. On information and belief, since 2014 Apotex Corp. has sold nearly \$420 million worth of Apotex, Inc.'s products in Texas, over \$98 million of which were sold in this judicial district.

39. Apotex, Inc. and Apotex Corp. have previously been sued in this judicial district without objecting on the basis of lack of personal jurisdiction. *Allergan, Inc. v. Sandoz, Inc. et al.*, 2:12-cv-207, D.I. 28 at 4 (E.D. Tex.); *Allergan, Inc. v. Apotex, Inc. and Apotex Corp.*, 2:12-cv-530, D.I. 64 at 4 (E.D. Tex.). Apotex, Inc. and Apotex Corp. have also availed themselves to this judicial district through the assertion of counterclaims. *Allergan Sales, LLC v. Apotex, Inc. and Apotex Corp.*, 2:12-cv-178, D.I. 17 at 4 (E.D. Tex.); *Allergan, Inc. v. Apotex, Inc. and Apotex Corp.*, 2:10-cv-200, D.I. 11 at 2 (E.D. Tex.).

40. Apotex Inc. and Apotex Corp. have also previously availed themselves to this judicial district by filing a lawsuit in this judicial district. *Apotex, Inc. et al. v. Lupin, Ltd. and Lupin Pharmaceuticals, Inc.*, 2:15-cv-599, D.I. 1 (E.D. Tex.).

41. On information and belief, Apotex, Inc. and Apotex Corp. know and intend that its proposed Cyclosporine Ophthalmic Emulsion, 0.05% product described in ANDA No. 207606 will be distributed and sold in Texas.

42. On information and belief, Apotex knows and intends that sales of its proposed Cyclosporine Ophthalmic Emulsion, 0.05% product described in ANDA No. 207606 will displace sales of Allergan's RESTASIS® product causing injury to Allergan in Texas.

43. On information and belief, Apotex intends to take advantage of its established channels of distribution in Texas for the sale of its proposed Cyclosporine Ophthalmic Emulsion, 0.05% product described in ANDA No. 207606. On information and belief, Apotex arranged these distribution channels to take advantage of the Texas market, the second largest market for prescription drugs in the United States.

44. Venue is proper in this Court under 28 U.S.C. §§ 1391(c) and 1400(b).

**C. Personal Jurisdiction over Akorn**

45. This Court has personal jurisdiction over Akorn by virtue of its systematic and continuous contact with this jurisdiction, as alleged herein, and because of the injury to Allergan in this forum arising from Akorn's ANDA filing and the causes of action Allergan alleges. *See Allergan, Inc. v. Actavis, Inc. et al.*, No 2:14-cv-0063, 2014 WL 7336692, at \*5-8 (E.D. Tex. December 23, 2014).

46. On information and belief, Akorn submitted ANDA No. 204561 under section 505(j) of the Federal Food, Drug, and Cosmetic Act, 21 U.S.C. § 355(j) ("FDCA"), seeking

approval from the United States Food and Drug Administration (“FDA”) to engage in the commercial manufacture, use, importation, sale, or offer for sale of Cyclosporine Ophthalmic Emulsion, 0.05%, a generic version of Allergan’s RESTASIS® product.

47. On information and belief, Akorn is in the business of developing, manufacturing, distributing, and selling generic drug products throughout the United States, including for distribution and sale in this judicial district.

48. On information and belief, Akorn is a licensed drug distributor of prescription drugs sold in the State of Texas.

49. On information and belief, Akorn is actively registered with the Texas Secretary of State to conduct business in Texas.

50. On information and belief, since 2014, Akorn has sold nearly \$50 million worth of Akorn’s products in Texas, over \$5 million of which were sold in this judicial district.

51. Akorn has previously been sued in this judicial district without objecting on the basis of lack of personal jurisdiction. *Allergan, Inc. v. Lupin Ltd. et al.*, 2:11-cv-00530, D.I. 61 at 3 (E.D. Tex.).

52. On information and belief, Akorn has a registered agent in Texas located at 211 East 7th Street, Suite 620, Austin, Texas 78701-3218.

53. On information and belief, various Akorn drug products appear on the Formulary Index of the Texas CHIP/Medicaid Vendor Drug Program, which provides services for over 4,000 Texas pharmacies.

54. On information and belief, Akorn has entered into arrangements with Texas entities to have its products appear on the formulary list of Blue Cross Blue Shield Texas, a major managed care and health plan.

55. On information and belief, Akorn has authorized numerous customers in Texas to distribute Akorn generic products, including AmerisourceBergen Drug Corp., Cardinal Health, Inc., McKesson Corp., and Walgreen Co.

56. On information and belief, Akorn knows and intends that its proposed Cyclosporine Ophthalmic Emulsion, 0.05% described in ANDA No. 204561 will be distributed and sold in Texas.

57. On information and belief, Akorn knows and intends that sales of its proposed Cyclosporine Ophthalmic Emulsion, 0.05% % described in ANDA No. 204561 will displace sales of Allergan's RESTASIS® product causing injury to Allergan in Texas.

58. On information and belief, Akorn intends to take advantage of its established channels of distribution in Texas for the sale of its proposed Cyclosporine Ophthalmic Emulsion, 0.05% described in ANDA No. 204561. On information and belief, Akorn arranged these distribution channels to take advantage of the Texas market, the second largest market for prescription drugs in the United States.

59. Venue is proper in this Court under 28 U.S.C. §§ 1391(c) and 1400(b).

**D. Personal Jurisdiction over Mylan Pharmaceuticals and Mylan, Inc.**

60. This Court has personal jurisdiction over Mylan Pharmaceuticals, Inc. ("Mylan Pharmaceuticals") and Mylan, Inc. by virtue of their systematic and continuous contact with this jurisdiction, as alleged herein, and because of the injury to Allergan in this forum arising from Mylan's ANDA filing and the causes of action Allergan alleges. *See Allergan, Inc. v. Actavis, Inc. et al.*, No 2:14-cv-0063, 2014 WL 7336692, at \*5-8 (E.D. Tex. December 23, 2014).

61. On information and belief, Mylan submitted ANDA No. 205894 under section 505(j) of the FDCA, 21 U.S.C. § 355(j), seeking FDA approval to engage in the commercial

manufacture, use, importation, sale, or offer for sale of Cyclosporine Ophthalmic Emulsion, 0.05%, a generic version of Allergan's RESTASIS® product.

62. On information and belief, Mylan Pharmaceuticals and Mylan, Inc. are agents of each other and/or work in active concert with respect to the development, regulatory approval, marketing, sale and distribution of pharmaceutical products, including the generic Cyclosporine Ophthalmic Emulsion, 0.05% product described in ANDA No. 205894.

63. On information and belief, Mylan Pharmaceuticals is a licensed drug distributor of prescription drugs sold in the State of Texas.

64. On information and belief, Mylan Pharmaceuticals is actively registered with the Texas Secretary of State to conduct business in Texas.

65. On information and belief, various Mylan Pharmaceuticals drug products appear in the Texas prescription drug formulary.

66. On information and belief, Mylan, Inc. markets and sells numerous generic drugs, manufactured and supplied by Mylan Pharmaceuticals. On information and belief, since 2014 Mylan, Inc. has sold over \$1.3 billion worth of Mylan Pharmaceuticals' products in Texas, over \$460 million of which were sold in this judicial district.

67. On information and belief, Mylan Pharmaceuticals has a registered agent in Texas located at 211 East 7th Street, Suite 620, Austin, Texas 78701-3218.

68. On information and belief, Mylan, Inc. has further availed itself to the laws of Texas through its subsidiary, Mylan Institutional, Inc., which is located at 12720 Dairy Ashford Road, Sugar Land, Texas 77478.

69. On information and belief, Mylan knows and intends that its proposed Cyclosporine Ophthalmic Emulsion, 0.05% product described in ANDA No. 205894 will be distributed and sold in Texas.

70. On information and belief, Mylan knows and intends that sales of its proposed Cyclosporine Ophthalmic Emulsion, 0.05% product described in ANDA No. 205894 will displace sales of Allergan's RESTASIS® product causing injury to Allergan in Texas.

71. On information and belief, Mylan intends to take advantage of its established channels of distribution in Texas for the sale of its proposed Cyclosporine Ophthalmic Emulsion, 0.05% product described in ANDA No. 205894. On information and belief, Mylan arranged these distribution channels to take advantage of the Texas market, the second largest market for prescription drugs in the United States.

72. Venue is proper in this Court under 28 U.S.C. §§ 1391(c) and 1400(b).

### **Factual Background**

#### **A. Patents-In-Suit**

##### **1. U.S. Patent No. 8,629,111**

73. On January 14, 2014, the '111 Patent, titled "Methods of Providing Therapeutic Effects Using Cyclosporin Components," was duly and legally issued by the United States Patent and Trademark Office ("USPTO") to inventors Andrew Acheampong, Diane D. Tang-Liu, James N. Chang, and David F. Power. A true and correct copy of the '111 Patent is attached to this complaint as Exhibit 1.

74. Allergan, as assignee, owns the entire right, title, and interest in the '111 Patent.

75. Allergan is the holder of approved New Drug Application ("NDA") No. 50-790 for Cyclosporine Ophthalmic Emulsion, 0.05%, sold under the RESTASIS® trademark.



76. The '111 Patent is listed in *Approved Drug Products with Therapeutic Equivalence Evaluations* (the "Orange Book") for RESTASIS®.

77. RESTASIS® and/or methods of using RESTASIS® are covered by at least one claim of the '111 Patent.

**2. U.S. Patent No. 8,633,162**

78. On January 21, 2014, the '162 Patent, titled "Methods of Providing Therapeutic Effects Using Cyclosporin Components," was duly and legally issued by the USPTO to inventors Andrew Acheampong, Diane D. Tang-Liu, James N. Chang, and David F. Power. A true and correct copy of the '162 Patent is attached to this complaint as Exhibit 2.

79. Allergan, as assignee, owns the entire right, title, and interest in the '162 Patent.

80. Allergan is the holder of approved New Drug Application ("NDA") No. 50-790 for Cyclosporine Ophthalmic Emulsion, 0.05%, sold under the RESTASIS® trademark.

81. The '162 Patent is listed in the Orange Book for RESTASIS®.

82. RESTASIS® and/or methods of using RESTASIS® are covered by at least one claim of the '162 Patent.

**3. U.S. Patent No. 8,642,556**

83. On February 4, 2014, the '556 Patent, titled "Methods of Providing Therapeutic Effects Using Cyclosporin Components," was duly and legally issued by the USPTO to inventors Andrew Acheampong, Diane D. Tang-Liu, James N. Chang, and David F. Power. A true and correct copy of the '556 Patent is attached to this complaint as Exhibit 3.

84. Allergan, as assignee, owns the entire right, title, and interest in the '556 Patent.

85. Allergan is the holder of approved New Drug Application ("NDA") No. 50-790 for Cyclosporine Ophthalmic Emulsion, 0.05%, sold under the RESTASIS® trademark.

86. The '556 Patent is listed in the Orange Book for RESTASIS®.

87. RESTASIS® and/or methods of using RESTASIS® are covered by at least one claim of the '556 Patent.

**4. U.S. Patent No. 8,648,048**

88. On February 11, 2014, the '048 Patent, titled "Methods of Providing Therapeutic Effects Using Cyclosporin Components," was duly and legally issued by the USPTO to inventors Andrew Acheampong, Diane D. Tang-Liu, James N. Chang, and David F. Power. A true and correct copy of the '048 Patent is attached to this complaint as Exhibit 4.

89. Allergan, as assignee, owns the entire right, title, and interest in the '048 Patent.

90. Allergan is the holder of approved New Drug Application ("NDA") No. 50-790 for Cyclosporine Ophthalmic Emulsion, 0.05%, sold under the RESTASIS® trademark.

91. The '048 Patent is listed in the Orange Book for RESTASIS®.

92. RESTASIS® and/or methods of using RESTASIS® are covered by at least one claim of the '048 Patent.

**5. U.S. Patent No. 8,685,930**

93. On April 1, 2014, the '930 Patent, titled "Methods of Providing Therapeutic Effects Using Cyclosporin Components," was duly and legally issued by the USPTO to inventors Andrew Acheampong, Diane D. Tang-Liu, James N. Chang, and David F. Power. A true and correct copy of the '930 Patent is attached to this complaint as Exhibit 5.

94. Allergan, as assignee, owns the entire right, title, and interest in the '930 Patent.

95. Allergan is the holder of approved New Drug Application ("NDA") No. 50-790 for Cyclosporine Ophthalmic Emulsion, 0.05%, sold under the RESTASIS® trademark.

96. The '930 Patent is listed in the Orange Book for RESTASIS®.

97. RESTASIS® and/or methods of using RESTASIS® are covered by at least one claim of the '930 Patent.

**B. Acts Giving Rise to This Action**

**1. Acts Giving Rise to this Action Against Teva**

98. On information and belief, Teva submitted ANDA No. 203880 to the FDA under section 505(j) of the FDCA, seeking FDA approval to engage in the commercial manufacture, use, importation, sale, or offer for sale of Cyclosporine Ophthalmic Emulsion, 0.05%, a generic version of Allergan's RESTASIS® product.

99. On information and belief, pursuant to § 505(j)(2)(A)(vii)(IV) of the FDCA, Teva included with its ANDA No. 203880 a Paragraph IV certification alleging that the claims of patents listed in the Orange Book as covering RESTASIS® are invalid, unenforceable, and/or will not be infringed by the manufacture, use, or sale of Teva's Cyclosporine Ophthalmic Emulsion, 0.05% product described in ANDA No. 203880. Plaintiff received written notification of ANDA No. 203880 and its § 505(j)(2)(A)(vii)(IV) allegations with respect to the '111, '162, '556, '048, and '930 patents on or about July 23, 2015.

100. On information and belief, the FDA has not yet approved Teva's ANDA No. 203880.

101. On information and belief, Teva has made, and continues to make, substantial preparation in the United States to manufacture, offer to sell, sell, and/or import a generic version of Allergan's RESTASIS® product before expiration of the patents-in-suit.

102. On information and belief, Teva continues to seek approval of ANDA No. 203880 from the FDA and intends to continue in the commercial manufacture, marketing, and sale of its proposed generic version of Allergan's RESTASIS® product.

103. On information and belief, following FDA approval of its ANDA No. 203880, Teva will sell the approved generic version of Allergan's RESTASIS® product throughout the United States, including in Texas and this judicial district.

**2. Acts Giving Rise to this Action Against Apotex**

104. On information and belief, Apotex submitted ANDA No. 207606 to the FDA under section 505(j) of the FDCA, seeking FDA approval to engage in the commercial manufacture, use, importation, sale, or offer for sale of Cyclosporine Ophthalmic Emulsion, 0.05%, a generic version of Allergan's RESTASIS® product.

105. On information and belief, pursuant to § 505(j)(2)(A)(vii)(IV) of the FDCA, Apotex included with its ANDA No. 207606 a Paragraph IV certification alleging that the claims of patents listed in the Orange Book as covering RESTASIS® are invalid, unenforceable, and/or will not be infringed by the manufacture, use, or sale of Apotex's Cyclosporine Ophthalmic Emulsion, 0.05% product. Plaintiff received written notification of ANDA No. 207606 and its § 505(j)(2)(A)(vii)(IV) allegations with respect to the '111, '162, '556, '048, and '930 patents on or about July 24, 2015.

106. On information and belief, the FDA has not yet approved Apotex's ANDA No. 207606.

107. On information and belief, Apotex has made, and continues to make, substantial preparation in the United States to manufacture, offer to sell, sell, and/or import a generic version of Allergan's RESTASIS® product before expiration of the patents-in-suit.

108. On information and belief, Apotex continues to seek approval of ANDA No. 207606 from the FDA and intends to continue in the commercial manufacture, marketing, and

sale of a generic version of Allergan's RESTASIS® product before expiration of the patents-in-suit.

109. On information and belief, following FDA approval of its ANDA No. 207606, Apotex will sell the approved generic version of Allergan's RESTASIS® product throughout the United States, including in Texas and this judicial district.

**3. Acts Giving Rise to this Action Against Akorn**

110. On information and belief, Akorn submitted ANDA No. 204561 to the FDA under section 505(j) of the FDCA, seeking FDA approval to engage in the commercial manufacture, use, importation, sale, or offer for sale of Cyclosporine Ophthalmic Emulsion, 0.05%, a generic version of Allergan's RESTASIS® product.

111. On information and belief, pursuant to § 505(j)(2)(A)(vii)(IV) of the FDCA, Akorn included with its ANDA No. 204561 a Paragraph IV certification alleging that the claims of patents listed in the Orange Book as covering RESTASIS® are invalid, unenforceable, and/or will not be infringed by the manufacture, use, or sale of Akorn's Cyclosporine Ophthalmic Emulsion, 0.05% product described in ANDA No. 204561. Plaintiff received written notification of ANDA No. 204561 and its § 505(j)(2)(A)(vii)(IV) allegations with respect to the '111, '162, '556, '048, and '930 patents on or about July 13, 2015.

112. On information and belief, the FDA has not yet approved Akorn's ANDA No. 204561.

113. On information and belief, Akorn has made, and continues to make, substantial preparation in the United States to manufacture, offer to sell, sell, and/or import a generic version of Allergan's RESTASIS® product before expiration of the patents-in-suit.

114. On information and belief, Akorn continues to seek approval of ANDA No. 204561 from the FDA and intends to continue in the commercial manufacture, marketing, and sale of its generic version of Allergan's RESTASIS® product before expiration of the patents-in-suit.

115. On information and belief, following FDA approval of its ANDA No. 204561, Akorn will sell the approved generic version of Allergan's RESTASIS® product throughout the United States, including in Texas and this judicial district.

#### **4. Acts Giving Rise to this Action Against Mylan**

116. On information and belief, Mylan submitted ANDA No. 205894 to the FDA under section 505(j) of the FDCA, seeking FDA approval to engage in the commercial manufacture, use, importation, sale, or offer for sale of Cyclosporine Ophthalmic Emulsion, 0.05%, a generic version of Allergan's RESTASIS® product.

117. On information and belief, pursuant to § 505(j)(2)(A)(vii)(IV) of the FDCA, Mylan included with its ANDA No. 205894 a Paragraph IV certification alleging that the claims of patents listed in the Orange Book as covering RESTASIS® are invalid, unenforceable, and/or will not be infringed by the manufacture, use, or sale of Mylan's Cyclosporine Ophthalmic Emulsion, 0.05% product described in ANDA No. 205894. Plaintiff received written notification of ANDA No. 205894 and its § 505(j)(2)(A)(vii)(IV) allegations with respect to the '111, '162, '556, '048, and '930 patents on or about July 21, 2015.

118. On information and belief, the FDA has not yet approved Mylan's ANDA No. 205894.

119. On information and belief, Mylan has made, and continues to make, substantial preparation in the United States to manufacture, offer to sell, sell, and/or import a generic version of Allergan's RESTASIS® product before expiration of the patents-in-suit.

120. On information and belief, Mylan continues to seek approval of ANDA No. 205894 from the FDA and intends to continue in the commercial manufacture, marketing, and sale of its proposed generic version of Allergan's RESTASIS® product.

121. On information and belief, following FDA approval of its ANDA No. 205894, Mylan will sell the approved generic version of Allergan's RESTASIS® product throughout the United States, including in Texas and this judicial district.

**Count I**  
**(Infringement of the '111 Patent Under 35 U.S.C. § 271(e)(2) by Teva's Proposed Generic Cyclosporine Ophthalmic Emulsion, 0.05%)**

122. Allergan incorporates each of the preceding paragraphs as if fully set forth herein.

123. Teva submitted ANDA No. 203880 to the FDA under section 505(j) of the FDCA to obtain approval to engage in the commercial manufacture, use, offer for sale, sale, or importation of its proposed generic Cyclosporine Ophthalmic Emulsion, 0.05% product throughout the United States. By submitting this application, Teva has committed an act of infringement of the '111 Patent under 35 U.S.C. § 271(e)(2)(A).

124. The commercial manufacture, use, offer for sale, sale, and/or importation of Teva's proposed Cyclosporine Ophthalmic Emulsion, 0.05% product described in ANDA No. 203880 will constitute an act of direct infringement of the '111 Patent.

125. On information and belief, Teva became aware of the '111 Patent no later than the date on which that patent was listed in the Orange Book.

126. On information and belief, Teva knows or should know that the commercial offer for sale and sale of Teva's proposed Cyclosporine Ophthalmic Emulsion, 0.05% product described in ANDA No. 203880, will constitute an act of induced infringement and will contribute to actual infringement of the '111 Patent.

127. On information and belief, Teva knows or should know that its proposed generic Cyclosporine Ophthalmic Emulsion, 0.05% product described in ANDA No. 203880 will be especially made for or especially adapted for an infringement of the '111 Patent, and is not a staple article or commodity of commerce suitable for substantial non-infringing use, and that its commercial manufacture, use, offer for sale, sale, and/or importation of its proposed generic Cyclosporine Ophthalmic Emulsion, 0.05% product described in ANDA No. 203880 will actively contribute to the actual infringement of the '111 Patent.

128. The commercial manufacture, use, offer for sale, sale, and/or importation of Teva's proposed generic Cyclosporine Ophthalmic Emulsion, 0.05% product described in ANDA No. 203880 in violation of Allergan's patent rights will cause harm to Allergan for which damages are inadequate.

**Count II**  
**(Declaratory Judgment of Infringement of the '111 Patent Under 35 U.S.C. § 271(a) by Teva)**

129. Allergan incorporates each of the preceding paragraphs as if fully set forth herein.

130. These claims arise under the Declaratory Judgment Act, 28 U.S.C. §§ 2201 and 2202.

131. There is an actual case or controversy such that the Court may entertain Allergan's request for declaratory relief consistent with Article III of the United States Constitution, and that actual case or controversy requires a declaration of rights by this Court.



132. The commercial manufacture, use, offer for sale, sale, and/or importation of Teva's proposed generic Cyclosporine Ophthalmic Emulsion, 0.05% product described in ANDA No. 203880 will constitute an act of direct infringement of one or more claims of the '111 Patent.

133. On information and belief, Teva will engage in the commercial manufacture, use, offer for sale, sale, and/or importation of Teva's proposed generic Cyclosporine Ophthalmic Emulsion, 0.05% product described in ANDA No. 203880 immediately and imminently upon approval of ANDA No. 203880.

134. The foregoing actions by Teva will constitute infringement of the '111 Patent.

135. Teva will commit those acts of infringement without license or authorization.

136. Allergan is entitled to a declaratory judgment that future commercial manufacture, use, offer for sale, sale, and/or importation of Teva's proposed generic Cyclosporine Ophthalmic Emulsion, 0.05% product described in ANDA No. 203880 by Teva will infringe the '111 Patent.

137. Unless Teva is enjoined from infringing the '111 Patent, Allergan will suffer irreparable injury for which damages are an inadequate remedy.

**Count III**

**(Declaratory Judgment of Infringement of the '111 Patent Under 35 U.S.C. § 271(b) and (c) by Teva's Proposed Generic Cyclosporine Ophthalmic Emulsion, 0.05%)**

138. Allergan incorporates each of the preceding paragraphs as if fully set forth herein.

139. These claims arise under the Declaratory Judgment Act, 28 U.S.C. §§ 2201 and 2202.

140. There is an actual case or controversy such that the Court may entertain Allergan's request for declaratory relief consistent with Article III of the United States Constitution, and that actual case or controversy requires a declaration of rights by this Court.

141. Teva has actual knowledge of the '111 Patent.

142. On information and belief, Teva became aware of the '111 Patent no later than the date on which that patent was listed in the Orange Book.

143. On information and belief, Teva has acted with full knowledge of the '111 Patent and without a reasonable basis for believing that it would not be liable for actively inducing or contributing to the infringement of the '111 Patent.

144. The commercial manufacture, use, sale, offer for sale, and/or importation of Teva's proposed generic Cyclosporine Ophthalmic Emulsion, 0.05% product described in ANDA No. 203880 will induce the actual infringement of the '111 Patent.

145. On information and belief, Teva knows or should know that its commercial manufacture, use, sale, offer for sale, and/or importation of its proposed generic Cyclosporine Ophthalmic Emulsion, 0.05% product described in ANDA No. 203880 will actively induce the actual infringement of the '111 Patent.

146. On information and belief, Teva will encourage another's infringement of the '111 Patent by and through the commercial manufacture, use, sale, offer for sale, and/or importation of its proposed generic Cyclosporine Ophthalmic Emulsion, 0.05% product described in ANDA No. 203880, which is covered by certain claims of the '111 Patent.

147. Teva's acts of infringement will be done with knowledge of the '111 Patent and with the intent to encourage infringement.

148. The foregoing actions by Teva will constitute active inducement of infringement of the '111 Patent.

149. On information and belief, Teva knows or should know that its proposed generic Cyclosporine Ophthalmic Emulsion, 0.05% product described in ANDA No. 203880 will be especially made or especially adapted for use in an infringement of the '111 Patent, and is not a staple article or commodity of commerce suitable for substantial non-infringing use.

150. The commercial manufacture, use, sale, offer for sale, and/or importation of Teva's proposed generic Cyclosporine Ophthalmic Emulsion, 0.05% product described in ANDA No. 203880 will contribute to the actual infringement of the '111 Patent.

151. On information and belief, Teva knows or should know that its offer for sale, sale, and/or importation of its proposed generic Cyclosporine Ophthalmic Emulsion, 0.05% described in ANDA No. 203880 will contribute to the actual infringement of the '111 Patent.

152. The foregoing actions by Teva will constitute contributory infringement of the '111 Patent.

153. On information and belief, Teva intends to, and will, actively induce and contribute to the infringement of the '111 Patent when ANDA No. 203880 is approved, and plan and intend to, and will, do so immediately and imminently upon approval.

154. Allergan is entitled to a declaratory judgment that future commercial manufacture, use, offer for sale, sale, and/or importation of Teva's proposed generic Cyclosporine Ophthalmic Emulsion, 0.05% product described in ANDA No. 203880 by Teva will induce and/or contribute to the infringement of the '111 Patent.

155. The commercial manufacture, use, offer for sale, sale and/or importation of Teva's proposed generic Cyclosporine Ophthalmic Emulsion, 0.05% product described in

ANDA No. 203880, which will actively induce and/or contribute to infringement of the '111 Patent, in violation of Allergan's patent rights, will cause harm to Allergan for which damages are inadequate.

156. Unless Teva is enjoined from actively inducing and contributing to the infringement of the '111 Patent, Allergan will suffer irreparable injury for which damages are an inadequate remedy.

157. On information and belief, despite having actual notice of the '111 Patent, Teva continues to willfully, wantonly, and deliberately prepare to actively induce and/or contribute to infringement of the '111 Patent in disregard of Allergan's rights, making this case exceptional and entitling Allergan to reasonable attorneys' fees pursuant to 35 U.S.C. § 285.

**Count IV**  
**(Infringement of the '111 Patent Under 35 U.S.C. § 271(e)(2) by Apotex's Proposed Generic Cyclosporine Ophthalmic Emulsion, 0.05%)**

158. Allergan incorporates each of the preceding paragraphs as if fully set forth herein.

159. Apotex submitted ANDA No. 207606 to the FDA under section 505(j) of the FDCA to obtain approval to engage in the commercial manufacture, use, offer for sale, sale, or importation of its proposed generic Cyclosporine Ophthalmic Emulsion, 0.05% product throughout the United States. By submitting this application, Apotex has committed an act of infringement of the '111 Patent under 35 U.S.C. § 271(e)(2)(A).

160. The commercial manufacture, use, offer for sale, sale, and/or importation of Apotex proposed Cyclosporine Ophthalmic Emulsion, 0.05% product described in ANDA No. 207606 will constitute an act of direct infringement of the '111 Patent.

161. On information and belief, Apotex became aware of the '111 Patent no later than the date on which that patent was listed in the Orange Book.

162. On information and belief, Apotex knows or should know that the commercial offer for sale and sale of Apotex's proposed Cyclosporine Ophthalmic Emulsion, 0.05% product described in ANDA No. 207606, will constitute an act of induced infringement and will contribute to actual infringement of the '111 Patent.

163. On information and belief, Apotex knows or should know that its proposed generic Cyclosporine Ophthalmic Emulsion, 0.05% product described in ANDA No. 207606 will be especially made for or especially adapted for an infringement of the '111 Patent, and is not a staple article or commodity of commerce suitable for substantial non-infringing use, and that its commercial manufacture, use, offer for sale, sale, and/or importation of its proposed generic Cyclosporine Ophthalmic Emulsion, 0.05% product described in ANDA No. 207606 will actively contribute to the actual infringement of the '111 Patent.

164. The commercial manufacture, use, offer for sale, sale, and/or importation of Apotex proposed generic Cyclosporine Ophthalmic Emulsion, 0.05% product described in ANDA No. 207606 in violation of Allergan's patent rights will cause harm to Allergan for which damages are inadequate.

**Count V**  
**(Declaratory Judgment of Infringement of the '111 Patent Under 35 U.S.C. § 271(a) by Apotex)**

165. Allergan incorporates each of the preceding paragraphs as if fully set forth herein.

166. These claims arise under the Declaratory Judgment Act, 28 U.S.C. §§ 2201 and 2202.

167. There is an actual case or controversy such that the Court may entertain Allergan's request for declaratory relief consistent with Article III of the United States Constitution, and that actual case or controversy requires a declaration of rights by this Court.

168. The commercial manufacture, use, offer for sale, sale, and/or importation of Apotex's proposed generic Cyclosporine Ophthalmic Emulsion, 0.05% product described in ANDA No. 207606 will constitute an act of direct infringement of one or more claims of the '111 Patent.

169. On information and belief, Apotex will engage in the commercial manufacture, use, offer for sale, sale, and/or importation of Apotex's proposed generic Cyclosporine Ophthalmic Emulsion, 0.05% product described in ANDA No. 207606 immediately and imminently upon approval of ANDA No. 207606.

170. The foregoing actions by Apotex will constitute infringement of the '111 Patent.

171. Apotex will commit those acts of infringement without license or authorization.

172. Allergan is entitled to a declaratory judgment that future commercial manufacture, use, offer for sale, sale, and/or importation of Apotex's proposed generic Cyclosporine Ophthalmic Emulsion, 0.05% product described in ANDA No. 207606 by Apotex will infringe the '111 Patent.

173. Unless Apotex is enjoined from infringing the '111 Patent, Allergan will suffer irreparable injury for which damages are an inadequate remedy.

**Count VI**

**(Declaratory Judgment of Infringement of the '111 Patent Under 35 U.S.C. § 271(b) and (c) by Apotex's Proposed Generic Cyclosporine Ophthalmic Emulsion, 0.05%)**

174. Allergan incorporates each of the preceding paragraphs as if fully set forth herein.

175. These claims arise under the Declaratory Judgment Act, 28 U.S.C. §§ 2201 and 2202.

176. There is an actual case or controversy such that the Court may entertain Allergan's request for declaratory relief consistent with Article III of the United States Constitution, and that actual case or controversy requires a declaration of rights by this Court.

177. Apotex has actual knowledge of the '111 Patent.

178. On information and belief, Apotex became aware of the '111 Patent no later than the date on which that patent was listed in the Orange Book.

179. On information and belief, Apotex has acted with full knowledge of the '111 Patent and without a reasonable basis for believing that it would not be liable for actively inducing or contributing to the infringement of the '111 Patent.

180. The commercial manufacture, use, sale, offer for sale, and/or importation of Apotex's proposed generic Cyclosporine Ophthalmic Emulsion, 0.05% product described in ANDA No. 207606 will induce the actual infringement of the '111 Patent.

181. On information and belief, Apotex knows or should know that its commercial manufacture, use, sale, offer for sale, and/or importation of its proposed generic Cyclosporine Ophthalmic Emulsion, 0.05% product described in ANDA No. 207606 will actively induce the actual infringement of the '111 Patent.

182. On information and belief, Apotex will encourage another's infringement of the '111 Patent by and through the commercial manufacture, use, sale, offer for sale, and/or importation of its proposed generic Cyclosporine Ophthalmic Emulsion, 0.05% product described in ANDA No. 207606, which is covered by certain claims of the '111 Patent.

183. Apotex's acts of infringement will be done with knowledge of the '111 Patent and with the intent to encourage infringement.

184. The foregoing actions by Apotex will constitute active inducement of infringement of the '111 Patent.

185. On information and belief, Apotex knows or should know that its proposed generic Cyclosporine Ophthalmic Emulsion, 0.05% product described in ANDA No. 207606 will be especially made or especially adapted for use in an infringement of the '111 Patent, and is not a staple article or commodity of commerce suitable for substantial non-infringing use.

186. The commercial manufacture, use, sale, offer for sale, and/or importation of Apotex's proposed generic Cyclosporine Ophthalmic Emulsion, 0.05% product described in ANDA No. 207606 will contribute to the actual infringement of the '111 Patent.

187. On information and belief, Apotex knows or should know that its offer for sale, sale, and/or importation of its proposed generic Cyclosporine Ophthalmic Emulsion, 0.05% will contribute to the actual infringement of the '111 Patent.

188. The foregoing actions by Apotex will constitute contributory infringement of the '111 Patent.

189. On information and belief, Apotex intends to, and will, actively induce and contribute to the infringement of the '111 Patent when ANDA No. 207606 is approved, and plan and intend to, and will, do so immediately and imminently upon approval.

190. Allergan is entitled to a declaratory judgment that future commercial manufacture, use, offer for sale, sale, and/or importation of Apotex's proposed generic Cyclosporine Ophthalmic Emulsion, 0.05% product described in ANDA No. 207606 by Apotex will induce and/or contribute to the infringement of the '111 Patent.

191. The commercial manufacture, use, offer for sale, sale and/or importation of Apotex's proposed generic Cyclosporine Ophthalmic Emulsion, 0.05% product described in



ANDA No. 207606, which will actively induce and/or contribute to infringement of the '111 Patent, in violation of Allergan's patent rights, will cause harm to Allergan for which damages are inadequate.

192. Unless Apotex is enjoined from actively inducing and contributing to the infringement of the '111 Patent, Allergan will suffer irreparable injury for which damages are an inadequate remedy.

193. On information and belief, despite having actual notice of the '111 Patent, Apotex continues to willfully, wantonly, and deliberately prepare to actively induce and/or contribute to infringement of the '111 Patent in disregard of Allergan's rights, making this case exceptional and entitling Allergan to reasonable attorneys' fees pursuant to 35 U.S.C. § 285.

**Count VII**  
**(Infringement of the '111 Patent Under 35 U.S.C. § 271(e)(2) by Akorn's Proposed Generic Cyclosporine Ophthalmic Emulsion, 0.05%)**

194. Allergan incorporates each of the preceding paragraphs as if fully set forth herein.

195. Akorn submitted ANDA No. 204561 to the FDA under section 505(j) of the FDCA to obtain approval to engage in the commercial manufacture, use, offer for sale, sale, or importation of its proposed generic Cyclosporine Ophthalmic Emulsion, 0.05% product throughout the United States. By submitting this application, Akorn has committed an act of infringement of the '111 Patent under 35 U.S.C. § 271(e)(2)(A).

196. The commercial manufacture, use, offer for sale, sale, and/or importation of Akorn's proposed Cyclosporine Ophthalmic Emulsion, 0.05% product described in ANDA No. 204561 will constitute an act of direct infringement of the '111 Patent.

197. On information and belief, Akorn became aware of the '111 Patent no later than the date on which that patent was listed in the Orange Book.

198. On information and belief, Akorn knows or should know that the commercial offer for sale and sale of Akorn's proposed Cyclosporine Ophthalmic Emulsion, 0.05% product described in ANDA No. 204561, will constitute an act of induced infringement and will contribute to actual infringement of the '111 Patent.

199. On information and belief, Akorn knows or should know that its proposed generic Cyclosporine Ophthalmic Emulsion, 0.05% product described in ANDA No. 204561 will be especially made for or especially adapted for an infringement of the '111 Patent, and is not a staple article or commodity of commerce suitable for substantial non-infringing use, and that its commercial manufacture, use, offer for sale, sale, and/or importation of its proposed generic Cyclosporine Ophthalmic Emulsion, 0.05% product described in ANDA No. 204561 will actively contribute to the actual infringement of the '111 Patent.

200. The commercial manufacture, use, offer for sale, sale, and/or importation of Akorn's proposed generic Cyclosporine Ophthalmic Emulsion, 0.05% product described in ANDA No. 204561 in violation of Allergan's patent rights will cause harm to Allergan for which damages are inadequate.

**Count VIII**  
**(Declaratory Judgment of Infringement of the '111 Patent Under 35 U.S.C. § 271(a) by Akorn)**

201. Allergan incorporates each of the preceding paragraphs as if fully set forth herein.

202. These claims arise under the Declaratory Judgment Act, 28 U.S.C. §§ 2201 and 2202.

203. There is an actual case or controversy such that the Court may entertain Allergan's request for declaratory relief consistent with Article III of the United States Constitution, and that actual case or controversy requires a declaration of rights by this Court.

204. The commercial manufacture, use, offer for sale, sale, and/or importation of Akorn's proposed generic Cyclosporine Ophthalmic Emulsion, 0.05% product described in ANDA No. 204561 will constitute an act of direct infringement of one or more claims of the '111 Patent.

205. On information and belief, Akorn will engage in the commercial manufacture, use, offer for sale, sale, and/or importation of Akorn's proposed generic Cyclosporine Ophthalmic Emulsion, 0.05% product described in ANDA No. 204561 immediately and imminently upon approval of ANDA No. 204561.

206. The foregoing actions by Akorn will constitute infringement of the '111 Patent.

207. Akorn will commit those acts of infringement without license or authorization.

208. Allergan is entitled to a declaratory judgment that future commercial manufacture, use, offer for sale, sale, and/or importation of Akorn's proposed generic Cyclosporine Ophthalmic Emulsion, 0.05% product described in ANDA No. 204561 by Akorn will infringe the '111 Patent.

209. Unless Akorn is enjoined from infringing the '111 Patent, Allergan will suffer irreparable injury for which damages are an inadequate remedy.

**Count IX**

**(Declaratory Judgment of Infringement of the '111 Patent Under 35 U.S.C. § 271(b) and (c) by Akorn's Proposed Generic Cyclosporine Ophthalmic Emulsion, 0.05%)**

210. Allergan incorporates each of the preceding paragraphs as if fully set forth herein.

211. These claims arise under the Declaratory Judgment Act, 28 U.S.C. §§ 2201 and 2202.

212. There is an actual case or controversy such that the Court may entertain Allergan's request for declaratory relief consistent with Article III of the United States Constitution, and that actual case or controversy requires a declaration of rights by this Court.

213. Akorn has actual knowledge of the '111 Patent.

214. On information and belief, Akorn became aware of the '111 Patent no later than the date on which that patent was listed in the Orange Book.

215. On information and belief, Akorn has acted with full knowledge of the '111 Patent and without a reasonable basis for believing that it would not be liable for actively inducing or contributing to the infringement of the '111 Patent.

216. The commercial manufacture, use, sale, offer for sale, and/or importation of Akorn's proposed generic Cyclosporine Ophthalmic Emulsion, 0.05% product described in ANDA No. 204561 will induce the actual infringement of the '111 Patent.

217. On information and belief, Akorn knows or should know that its commercial manufacture, use, sale, offer for sale, and/or importation of its proposed generic Cyclosporine Ophthalmic Emulsion, 0.05% product described in ANDA No. 204561 will actively induce the actual infringement of the '111 Patent.

218. On information and belief, Akorn will encourage another's infringement of the '111 Patent by and through the commercial manufacture, use, sale, offer for sale, and/or importation of its proposed generic Cyclosporine Ophthalmic Emulsion, 0.05% product described in ANDA No. 204561, which is covered by certain claims of the '111 Patent.

219. Akorn's acts of infringement will be done with knowledge of the '111 Patent and with the intent to encourage infringement.

220. The foregoing actions by Akorn will constitute active inducement of infringement of the '111 Patent.

221. On information and belief, Akorn knows or should know that its proposed generic Cyclosporine Ophthalmic Emulsion, 0.05% product described in ANDA No. 204561 will be especially made or especially adapted for use in an infringement of the '111 Patent, and is not a staple article or commodity of commerce suitable for substantial non-infringing use.

222. The commercial manufacture, use, sale, offer for sale, and/or importation of Akorn's proposed generic Cyclosporine Ophthalmic Emulsion, 0.05% product described in ANDA No. 204561 will contribute to the actual infringement of the '111 Patent.

223. On information and belief, Akorn knows or should know that its offer for sale, sale, and/or importation of its proposed generic Cyclosporine Ophthalmic Emulsion, 0.05% product described in ANDA No. 204561 will contribute to the actual infringement of the '111 Patent.

224. The foregoing actions by Akorn will constitute contributory infringement of the '111 Patent.

225. On information and belief, Akorn intends to, and will, actively induce and contribute to the infringement of the '111 Patent when ANDA No. 204561 is approved, and plan and intend to, and will, do so immediately and imminently upon approval.

226. Allergan is entitled to a declaratory judgment that future commercial manufacture, use, offer for sale, sale, and/or importation of Akorn's proposed generic Cyclosporine Ophthalmic Emulsion, 0.05% product described in ANDA No. 204561 by Akorn will induce and/or contribute to the infringement of the '111 Patent.

227. The commercial manufacture, use, offer for sale, sale and/or importation of Akorn's proposed generic Cyclosporine Ophthalmic Emulsion, 0.05% product described in ANDA No. 204561, which will actively induce and/or contribute to infringement of the '111 Patent, in violation of Allergan's patent rights, will cause harm to Allergan for which damages are inadequate.

228. Unless Akorn is enjoined from actively inducing and contributing to the infringement of the '111 Patent, Allergan will suffer irreparable injury for which damages are an inadequate remedy.

229. On information and belief, despite having actual notice of the '111 Patent, Akorn continues to willfully, wantonly, and deliberately prepare to actively induce and/or contribute to infringement of the '111 Patent in disregard of Allergan's rights, making this case exceptional and entitling Allergan to reasonable attorneys' fees pursuant to 35 U.S.C. § 285.

**Count X**  
**(Infringement of the '111 Patent Under 35 U.S.C. § 271(e)(2) by Mylan's Proposed Generic Cyclosporine Ophthalmic Emulsion, 0.05%)**

230. Allergan incorporates each of the preceding paragraphs as if fully set forth herein.

231. Mylan submitted ANDA No. 205894 to the FDA under section 505(j) of the FDCA to obtain approval to engage in the commercial manufacture, use, offer for sale, sale, or importation of its proposed generic Cyclosporine Ophthalmic Emulsion, 0.05% product throughout the United States. By submitting this application, Mylan has committed an act of infringement of the '111 Patent under 35 U.S.C. § 271(e)(2)(A).

232. The commercial manufacture, use, offer for sale, sale, and/or importation of Mylan's proposed Cyclosporine Ophthalmic Emulsion, 0.05% product described in ANDA No. 205894 will constitute an act of direct infringement of the '111 Patent.

233. On information and belief, Mylan became aware of the '111 Patent no later than the date on which that patent was listed in the Orange Book.

234. On information and belief, Mylan knows or should know that the commercial offer for sale and sale of Mylan's proposed Cyclosporine Ophthalmic Emulsion, 0.05% product described in ANDA No. 205894, will constitute an act of induced infringement and will contribute to actual infringement of the '111 Patent.

235. On information and belief, Mylan knows or should know that its proposed generic Cyclosporine Ophthalmic Emulsion, 0.05% product described in ANDA No. 205894 will be especially made for or especially adapted for an infringement of the '111 Patent, and is not a staple article or commodity of commerce suitable for substantial non-infringing use, and that its commercial manufacture, use, offer for sale, sale, and/or importation of its proposed generic Cyclosporine Ophthalmic Emulsion, 0.05% product described in ANDA No. 205894 will actively contribute to the actual infringement of the '111 Patent.

236. The commercial manufacture, use, offer for sale, sale, and/or importation of Mylan's proposed generic Cyclosporine Ophthalmic Emulsion, 0.05% product described in ANDA No. 205894 in violation of Allergan's patent rights will cause harm to Allergan for which damages are inadequate.

**Count XI**  
**(Declaratory Judgment of Infringement of the '111 Patent Under 35 U.S.C. § 271(a) by Mylan)**

237. Allergan incorporates each of the preceding paragraphs as if fully set forth herein.

238. These claims arise under the Declaratory Judgment Act, 28 U.S.C. §§ 2201 and 2202.

239. There is an actual case or controversy such that the Court may entertain Allergan's request for declaratory relief consistent with Article III of the United States Constitution, and that actual case or controversy requires a declaration of rights by this Court.

240. The commercial manufacture, use, offer for sale, sale, and/or importation of Mylan's proposed generic Cyclosporine Ophthalmic Emulsion, 0.05% product described in ANDA No. 205894 will constitute an act of direct infringement of one or more claims of the '111 Patent.

241. On information and belief, Mylan will engage in the commercial manufacture, use, offer for sale, sale, and/or importation of Mylan's proposed generic Cyclosporine Ophthalmic Emulsion, 0.05% product described in ANDA No. 205894 immediately and imminently upon approval of ANDA No. 205894.

242. The foregoing actions by Mylan will constitute infringement of the '111 Patent.

243. Mylan will commit those acts of infringement without license or authorization.

244. Allergan is entitled to a declaratory judgment that future commercial manufacture, use, offer for sale, sale, and/or importation of Mylan's proposed generic Cyclosporine Ophthalmic Emulsion, 0.05% product described in ANDA No. 205894 by Mylan will infringe the '111 Patent.

245. Unless Mylan is enjoined from infringing the '111 Patent, Allergan will suffer irreparable injury for which damages are an inadequate remedy.

**Count XII**

**(Declaratory Judgment of Infringement of the '111 Patent Under 35 U.S.C. § 271(b) and (c) by Mylan's Proposed Generic Cyclosporine Ophthalmic Emulsion, 0.05%)**

246. Allergan incorporates each of the preceding paragraphs as if fully set forth herein.



247. These claims arise under the Declaratory Judgment Act, 28 U.S.C. §§ 2201 and 2202.

248. There is an actual case or controversy such that the Court may entertain Allergan's request for declaratory relief consistent with Article III of the United States Constitution, and that actual case or controversy requires a declaration of rights by this Court.

249. Mylan has actual knowledge of the '111 Patent.

250. On information and belief, Mylan became aware of the '111 Patent no later than the date on which that patent was listed in the Orange Book.

251. On information and belief, Mylan has acted with full knowledge of the '111 Patent and without a reasonable basis for believing that it would not be liable for actively inducing or contributing to the infringement of the '111 Patent.

252. The commercial manufacture, use, sale, offer for sale, and/or importation of Mylan's proposed generic Cyclosporine Ophthalmic Emulsion, 0.05% product described in ANDA No. 205894 will induce the actual infringement of the '111 Patent.

253. On information and belief, Mylan knows or should know that its commercial manufacture, use, sale, offer for sale, and/or importation of its proposed generic Cyclosporine Ophthalmic Emulsion, 0.05% product described in ANDA No. 205894 will actively induce the actual infringement of the '111 Patent.

254. On information and belief, Mylan will encourage another's infringement of the '111 Patent by and through the commercial manufacture, use, sale, offer for sale, and/or importation of its proposed generic Cyclosporine Ophthalmic Emulsion, 0.05% product described in ANDA No. 205894, which is covered by certain claims of the '111 Patent.

255. Mylan's acts of infringement will be done with knowledge of the '111 Patent and with the intent to encourage infringement.

256. The foregoing actions by Mylan will constitute active inducement of infringement of the '111 Patent.

257. On information and belief, Mylan knows or should know that its proposed generic Cyclosporine Ophthalmic Emulsion, 0.05% product described in ANDA No. 205894 will be especially made or especially adapted for use in an infringement of the '111 Patent, and is not a staple article or commodity of commerce suitable for substantial non-infringing use.

258. The commercial manufacture, use, sale, offer for sale, and/or importation of Mylan's proposed generic Cyclosporine Ophthalmic Emulsion, 0.05% product described in ANDA No. 205894 will contribute to the actual infringement of the '111 Patent.

259. On information and belief, Mylan knows or should know that its offer for sale, sale, and/or importation of its proposed generic Cyclosporine Ophthalmic Emulsion, 0.05% product described in ANDA No. 205894 will contribute to the actual infringement of the '111 Patent.

260. The foregoing actions by Mylan will constitute contributory infringement of the '111 Patent.

261. On information and belief, Mylan intends to, and will, actively induce and contribute to the infringement of the '111 Patent when ANDA No. 205894 is approved, and plan and intend to, and will, do so immediately and imminently upon approval.

262. Allergan is entitled to a declaratory judgment that future commercial manufacture, use, offer for sale, sale, and/or importation of Mylan's proposed generic

Cyclosporine Ophthalmic Emulsion, 0.05% product described in ANDA No. 205894 by Mylan will induce and/or contribute to the infringement of the '111 Patent.

263. The commercial manufacture, use, offer for sale, sale and/or importation of Mylan's proposed generic Cyclosporine Ophthalmic Emulsion, 0.05% product described in ANDA No. 205894, which will actively induce and/or contribute to infringement of the '111 Patent, in violation of Allergan's patent rights, will cause harm to Allergan for which damages are inadequate.

264. Unless Mylan is enjoined from actively inducing and contributing to the infringement of the '111 Patent, Allergan will suffer irreparable injury for which damages are an inadequate remedy.

265. On information and belief, despite having actual notice of the '111 Patent, Mylan continues to willfully, wantonly, and deliberately prepare to actively induce and/or contribute to infringement of the '111 Patent in disregard of Allergan's rights, making this case exceptional and entitling Allergan to reasonable attorneys' fees pursuant to 35 U.S.C. § 285.

**Count XIII**

**(Infringement of the '162 Patent Under 35 U.S.C. § 271(e)(2) by Teva's Proposed Generic Cyclosporine Ophthalmic Emulsion, 0.05%)**

266. Allergan incorporates each of the preceding paragraphs as if fully set forth herein.

267. Teva submitted ANDA No. 203880 to the FDA under section 505(j) of the FDCA to obtain approval to engage in the commercial manufacture, use, offer for sale, sale, or importation of its proposed generic Cyclosporine Ophthalmic Emulsion, 0.05% product throughout the United States. By submitting this application, Teva has committed an act of infringement of the '162 Patent under 35 U.S.C. § 271(e)(2)(A).

268. On information and belief, Teva became aware of the '162 Patent no later than the date on which that patent was listed in the Orange Book.

269. On information and belief, Teva knows or should know that the commercial offer for sale and sale of Teva's proposed Cyclosporine Ophthalmic Emulsion, 0.05% product described in ANDA No. 203880, will constitute an act of induced infringement and will contribute to actual infringement of the '162 Patent.

270. On information and belief, Teva knows or should know that its proposed generic Cyclosporine Ophthalmic Emulsion, 0.05% product described in ANDA No. 203880 will be especially made for or especially adapted for an infringement of the '162 Patent, and is not a staple article or commodity of commerce suitable for substantial non-infringing use, and that its commercial manufacture, use, offer for sale, sale, and/or importation of its proposed generic Cyclosporine Ophthalmic Emulsion, 0.05% product described in ANDA No. 203880 will actively contribute to the actual infringement of the '162 Patent.

271. The commercial manufacture, use, offer for sale, sale, and/or importation of Teva's proposed generic Cyclosporine Ophthalmic Emulsion, 0.05% product described in ANDA No. 203880 in violation of Allergan's patent rights will cause harm to Allergan for which damages are inadequate.

**Count XIV**  
**(Declaratory Judgment of Infringement of the '162 Patent Under 35 U.S.C. § 271(b) and (c) by Teva's Proposed Generic Cyclosporine Ophthalmic Emulsion, 0.05%)**

272. Allergan incorporates each of the preceding paragraphs as if fully set forth herein.

273. These claims arise under the Declaratory Judgment Act, 28 U.S.C. §§ 2201 and 2202.

274. There is an actual case or controversy such that the Court may entertain Allergan's request for declaratory relief consistent with Article III of the United States Constitution, and that actual case or controversy requires a declaration of rights by this Court.

275. Teva has actual knowledge of the '162 Patent.

276. On information and belief, Teva became aware of the '162 Patent no later than the date on which that patent was listed in the Orange Book.

277. On information and belief, Teva has acted with full knowledge of the '162 Patent and without a reasonable basis for believing that it would not be liable for actively inducing or contributing to the infringement of the '162 Patent.

278. The commercial manufacture, use, sale, offer for sale, and/or importation of Teva's proposed generic Cyclosporine Ophthalmic Emulsion, 0.05% product described in ANDA No. 203880 will induce the actual infringement of the '162 Patent.

279. On information and belief, Teva knows or should know that its commercial manufacture, use, sale, offer for sale, and/or importation of its proposed generic Cyclosporine Ophthalmic Emulsion, 0.05% product described in ANDA No. 203880 will actively induce the actual infringement of the '162 Patent.

280. On information and belief, Teva will encourage another's infringement of the '162 Patent by and through the commercial manufacture, use, sale, offer for sale, and/or importation of its proposed generic Cyclosporine Ophthalmic Emulsion, 0.05% product described in ANDA No. 203880, which is covered by certain claims of the '162 Patent.

281. Teva's acts of infringement will be done with knowledge of the '162 Patent and with the intent to encourage infringement.

282. The foregoing actions by Teva will constitute active inducement of infringement of the '162 Patent.

283. On information and belief, Teva knows or should know that its proposed generic Cyclosporine Ophthalmic Emulsion, 0.05% product described in ANDA No. 203880 will be especially made or especially adapted for use in an infringement of the '162 Patent, and is not a staple article or commodity of commerce suitable for substantial non-infringing use.

284. The commercial manufacture, use, sale, offer for sale, and/or importation of Teva's proposed generic Cyclosporine Ophthalmic Emulsion, 0.05% product described in ANDA No. 203880 will contribute to the actual infringement of the '162 Patent.

285. On information and belief, Teva knows or should know that its offer for sale, sale, and/or importation of its proposed generic Cyclosporine Ophthalmic Emulsion, 0.05% described in ANDA No. 203880 will contribute to the actual infringement of the '162 Patent.

286. The foregoing actions by Teva will constitute contributory infringement of the '162 Patent.

287. On information and belief, Teva intends to, and will, actively induce and contribute to the infringement of the '162 Patent when ANDA No. 203880 is approved, and plan and intend to, and will, do so immediately and imminently upon approval.

288. Allergan is entitled to a declaratory judgment that future commercial manufacture, use, offer for sale, sale, and/or importation of Teva's proposed generic Cyclosporine Ophthalmic Emulsion, 0.05% product described in ANDA No. 203880 by Teva will induce and/or contribute to the infringement of the '162 Patent.

289. The commercial manufacture, use, offer for sale, sale and/or importation of Teva's proposed generic Cyclosporine Ophthalmic Emulsion, 0.05% product described in

ANDA No. 203880, which will actively induce and/or contribute to infringement of the '162 Patent, in violation of Allergan's patent rights, will cause harm to Allergan for which damages are inadequate.

290. Unless Teva is enjoined from actively inducing and contributing to the infringement of the '162 Patent, Allergan will suffer irreparable injury for which damages are an inadequate remedy.

291. On information and belief, despite having actual notice of the '162 Patent, Teva continues to willfully, wantonly, and deliberately prepare to actively induce and/or contribute to infringement of the '162 Patent in disregard of Allergan's rights, making this case exceptional and entitling Allergan to reasonable attorneys' fees pursuant to 35 U.S.C. § 285.

**Count XV**  
**(Infringement of the '162 Patent Under 35 U.S.C. § 271(e)(2) by Apotex's Proposed Generic Cyclosporine Ophthalmic Emulsion, 0.05%)**

292. Allergan incorporates each of the preceding paragraphs as if fully set forth herein.

293. Apotex submitted ANDA No. 207606 to the FDA under section 505(j) of the FDCA to obtain approval to engage in the commercial manufacture, use, offer for sale, sale, or importation of its proposed generic Cyclosporine Ophthalmic Emulsion, 0.05% product throughout the United States. By submitting this application, Apotex has committed an act of infringement of the '162 Patent under 35 U.S.C. § 271(e)(2)(A).

294. On information and belief, Apotex became aware of the '162 Patent no later than the date on which that patent was listed in the Orange Book.

295. On information and belief, Apotex knows or should know that the commercial offer for sale and sale of Apotex's proposed Cyclosporine Ophthalmic Emulsion, 0.05% product

described in ANDA No. 207606, will constitute an act of induced infringement and will contribute to actual infringement of the '162 Patent.

296. On information and belief, Apotex knows or should know that its proposed generic Cyclosporine Ophthalmic Emulsion, 0.05% product described in ANDA No. 207606 will be especially made for or especially adapted for an infringement of the '162 Patent, and is not a staple article or commodity of commerce suitable for substantial non-infringing use, and that its commercial manufacture, use, offer for sale, sale, and/or importation of its proposed generic Cyclosporine Ophthalmic Emulsion, 0.05% product described in ANDA No. 207606 will actively contribute to the actual infringement of the '162 Patent.

297. The commercial manufacture, use, offer for sale, sale, and/or importation of Apotex's proposed generic Cyclosporine Ophthalmic Emulsion, 0.05% product described in ANDA No. 207606 in violation of Allergan's patent rights will cause harm to Allergan for which damages are inadequate.

**Count XVI**

**(Declaratory Judgment of Infringement of the '162 Patent Under 35 U.S.C. § 271(b) and (c) by Apotex's Proposed Generic Cyclosporine Ophthalmic Emulsion, 0.05%)**

298. Allergan incorporates each of the preceding paragraphs as if fully set forth herein.

299. These claims arise under the Declaratory Judgment Act, 28 U.S.C. §§ 2201 and 2202.

300. There is an actual case or controversy such that the Court may entertain Allergan's request for declaratory relief consistent with Article III of the United States Constitution, and that actual case or controversy requires a declaration of rights by this Court.

301. Apotex has actual knowledge of the '162 Patent.



302. On information and belief, Apotex became aware of the '162 Patent no later than the date on which that patent was listed in the Orange Book.

303. On information and belief, Apotex has acted with full knowledge of the '162 Patent and without a reasonable basis for believing that it would not be liable for actively inducing or contributing to the infringement of the '162 Patent.

304. The commercial manufacture, use, sale, offer for sale, and/or importation of Apotex's proposed generic Cyclosporine Ophthalmic Emulsion, 0.05% product described in ANDA No. 207606 will induce the actual infringement of the '162 Patent.

305. On information and belief, Apotex knows or should know that its commercial manufacture, use, sale, offer for sale, and/or importation of its proposed generic Cyclosporine Ophthalmic Emulsion, 0.05% product described in ANDA No. 207606 will actively induce the actual infringement of the '162 Patent.

306. On information and belief, Apotex will encourage another's infringement of the '162 Patent by and through the commercial manufacture, use, sale, offer for sale, and/or importation of its proposed generic Cyclosporine Ophthalmic Emulsion, 0.05% product described in ANDA No. 207606, which is covered by certain claims of the '162 Patent.

307. Apotex's acts of infringement will be done with knowledge of the '162 Patent and with the intent to encourage infringement.

308. The foregoing actions by Apotex will constitute active inducement of infringement of the '162 Patent.

309. On information and belief, Apotex knows or should know that its proposed generic Cyclosporine Ophthalmic Emulsion, 0.05% product described in ANDA No. 207606 will

be especially made or especially adapted for use in an infringement of the '162 Patent, and is not a staple article or commodity of commerce suitable for substantial non-infringing use.

310. The commercial manufacture, use, sale, offer for sale, and/or importation of Apotex's proposed generic Cyclosporine Ophthalmic Emulsion, 0.05% product described in ANDA No. 207606 will contribute to the actual infringement of the '162 Patent.

311. On information and belief, Apotex knows or should know that its offer for sale, sale, and/or importation of its proposed generic Cyclosporine Ophthalmic Emulsion, 0.05% product described in ANDA No. 207606 will contribute to the actual infringement of the '162 Patent.

312. The foregoing actions by Apotex will constitute contributory infringement of the '162 Patent.

313. On information and belief, Apotex intends to, and will, actively induce and contribute to the infringement of the '162 Patent when ANDA No. 207606 is approved, and plan and intend to, and will, do so immediately and imminently upon approval.

314. Allergan is entitled to a declaratory judgment that future commercial manufacture, use, offer for sale, sale, and/or importation of Apotex's proposed generic Cyclosporine Ophthalmic Emulsion, 0.05% product described in ANDA No. 207606 by Apotex will induce and/or contribute to the infringement of the '162 Patent.

315. The commercial manufacture, use, offer for sale, sale and/or importation of Apotex's proposed generic Cyclosporine Ophthalmic Emulsion, 0.05% product described in ANDA No. 207606, which will actively induce and/or contribute to infringement of the '162 Patent, in violation of Allergan's patent rights, will cause harm to Allergan for which damages are inadequate.

316. Unless Apotex is enjoined from actively inducing and contributing to the infringement of the '162 Patent, Allergan will suffer irreparable injury for which damages are an inadequate remedy.

317. On information and belief, despite having actual notice of the '162 Patent, Apotex continues to willfully, wantonly, and deliberately prepare to actively induce and/or contribute to infringement of the '162 Patent in disregard of Allergan's rights, making this case exceptional and entitling Allergan to reasonable attorneys' fees pursuant to 35 U.S.C. § 285.

**Count XVII**  
**(Infringement of the '162 Patent Under 35 U.S.C. § 271(e)(2) by Akorn's Proposed Generic Cyclosporine Ophthalmic Emulsion, 0.05%)**

318. Allergan incorporates each of the preceding paragraphs as if fully set forth herein.

319. Akorn submitted ANDA No. 204561 to the FDA under section 505(j) of the FDCA to obtain approval to engage in the commercial manufacture, use, offer for sale, sale, or importation of its proposed generic Cyclosporine Ophthalmic Emulsion, 0.05% product throughout the United States. By submitting this application, Akorn has committed an act of infringement of the '162 Patent under 35 U.S.C. § 271(e)(2)(A).

320. On information and belief, Akorn became aware of the '162 Patent no later than the date on which that patent was listed in the Orange Book.

321. On information and belief, Akorn knows or should know that the commercial offer for sale and sale of Akorn's proposed Cyclosporine Ophthalmic Emulsion, 0.05% product described in ANDA No. 204561, will constitute an act of induced infringement and will contribute to actual infringement of the '162 Patent.

322. On information and belief, Akorn knows or should know that its proposed generic Cyclosporine Ophthalmic Emulsion, 0.05% product described in ANDA No. 204561 will be

especially made for or especially adapted for an infringement of the '162 Patent, and is not a staple article or commodity of commerce suitable for substantial non-infringing use, and that its commercial manufacture, use, offer for sale, sale, and/or importation of its proposed generic Cyclosporine Ophthalmic Emulsion, 0.05% product described in ANDA No. 204561 will actively contribute to the actual infringement of the '162 Patent.

323. The commercial manufacture, use, offer for sale, sale, and/or importation of Akorn's proposed generic Cyclosporine Ophthalmic Emulsion, 0.05% product described in ANDA No. 204561 in violation of Allergan's patent rights will cause harm to Allergan for which damages are inadequate.

**Count XVIII**

**(Declaratory Judgment of Infringement of the '162 Patent Under 35 U.S.C. § 271(b) and (c) by Akorn's Proposed Generic Cyclosporine Ophthalmic Emulsion, 0.05%)**

324. Allergan incorporates each of the preceding paragraphs as if fully set forth herein.

325. These claims arise under the Declaratory Judgment Act, 28 U.S.C. §§ 2201 and 2202.

326. There is an actual case or controversy such that the Court may entertain Allergan's request for declaratory relief consistent with Article III of the United States Constitution, and that actual case or controversy requires a declaration of rights by this Court.

327. Akorn has actual knowledge of the '162 Patent.

328. On information and belief, Akorn became aware of the '162 Patent no later than the date on which that patent was listed in the Orange Book.

329. On information and belief, Akorn has acted with full knowledge of the '162 Patent and without a reasonable basis for believing that it would not be liable for actively inducing or contributing to the infringement of the '162 Patent.

330. The commercial manufacture, use, sale, offer for sale, and/or importation of Akorn's proposed generic Cyclosporine Ophthalmic Emulsion, 0.05% product described in ANDA No. 204561 will induce the actual infringement of the '162 Patent.

331. On information and belief, Akorn knows or should know that its commercial manufacture, use, sale, offer for sale, and/or importation of its proposed generic Cyclosporine Ophthalmic Emulsion, 0.05% product described in ANDA No. 204561 will actively induce the actual infringement of the '162 Patent.

332. On information and belief, Akorn will encourage another's infringement of the '162 Patent by and through the commercial manufacture, use, sale, offer for sale, and/or importation of its proposed generic Cyclosporine Ophthalmic Emulsion, 0.05% product described in ANDA No. 204561, which is covered by certain claims of the '162 Patent.

333. Akorn's acts of infringement will be done with knowledge of the '162 Patent and with the intent to encourage infringement.

334. The foregoing actions by Akorn will constitute active inducement of infringement of the '162 Patent.

335. On information and belief, Akorn knows or should know that its proposed generic Cyclosporine Ophthalmic Emulsion, 0.05% product described in ANDA No. 204561 will be especially made or especially adapted for use in an infringement of the '162 Patent, and is not a staple article or commodity of commerce suitable for substantial non-infringing use.

336. The commercial manufacture, use, sale, offer for sale, and/or importation of Akorn's proposed generic Cyclosporine Ophthalmic Emulsion, 0.05% product described in ANDA No. 204561 will contribute to the actual infringement of the '162 Patent.

337. On information and belief, Akorn knows or should know that its offer for sale, sale, and/or importation of its proposed generic Cyclosporine Ophthalmic Emulsion, 0.05% product described in ANDA No. 204561 will contribute to the actual infringement of the '162 Patent.

338. The foregoing actions by Akorn will constitute contributory infringement of the '162 Patent.

339. On information and belief, Akorn intends to, and will, actively induce and contribute to the infringement of the '162 Patent when ANDA No. 204561 is approved, and plan and intend to, and will, do so immediately and imminently upon approval.

340. Allergan is entitled to a declaratory judgment that future commercial manufacture, use, offer for sale, sale, and/or importation of Akorn's proposed generic Cyclosporine Ophthalmic Emulsion, 0.05% product described in ANDA No. 204561 by Akorn will induce and/or contribute to the infringement of the '162 Patent.

341. The commercial manufacture, use, offer for sale, sale and/or importation of Akorn's proposed generic Cyclosporine Ophthalmic Emulsion, 0.05% product described in ANDA No. 204561, which will actively induce and/or contribute to infringement of the '162 Patent, in violation of Allergan's patent rights, will cause harm to Allergan for which damages are inadequate.

342. Unless Akorn is enjoined from actively inducing and contributing to the infringement of the '162 Patent, Allergan will suffer irreparable injury for which damages are an inadequate remedy.

343. On information and belief, despite having actual notice of the '162 Patent, Akorn continues to willfully, wantonly, and deliberately prepare to actively induce and/or contribute to

infringement of the '162 Patent in disregard of Allergan's rights, making this case exceptional and entitling Allergan to reasonable attorneys' fees pursuant to 35 U.S.C. § 285.

**Count XIX**  
**(Infringement of the '162 Patent Under 35 U.S.C. § 271(e)(2) by Mylan's Proposed Generic Cyclosporine Ophthalmic Emulsion, 0.05%)**

344. Allergan incorporates each of the preceding paragraphs as if fully set forth herein.

345. Mylan submitted ANDA No. 205894 to the FDA under section 505(j) of the FDCA to obtain approval to engage in the commercial manufacture, use, offer for sale, sale, or importation of its proposed generic Cyclosporine Ophthalmic Emulsion, 0.05% product throughout the United States. By submitting this application, Mylan has committed an act of infringement of the '162 Patent under 35 U.S.C. § 271(e)(2)(A).

346. On information and belief, Mylan became aware of the '162 Patent no later than the date on which that patent was listed in the Orange Book.

347. On information and belief, Mylan knows or should know that the commercial offer for sale and sale of Mylan's proposed Cyclosporine Ophthalmic Emulsion, 0.05% product described in ANDA No. 205894, will constitute an act of induced infringement and will contribute to actual infringement of the '162 Patent.

348. On information and belief, Mylan knows or should know that its proposed generic Cyclosporine Ophthalmic Emulsion, 0.05% product described in ANDA No. 205894 will be especially made for or especially adapted for an infringement of the '162 Patent, and is not a staple article or commodity of commerce suitable for substantial non-infringing use, and that its commercial manufacture, use, offer for sale, sale, and/or importation of its proposed generic Cyclosporine Ophthalmic Emulsion, 0.05% product described in ANDA No. 205894 will actively contribute to the actual infringement of the '162 Patent.

349. The commercial manufacture, use, offer for sale, sale, and/or importation of Mylan's proposed generic Cyclosporine Ophthalmic Emulsion, 0.05% product described in ANDA No. 205894 in violation of Allergan's patent rights will cause harm to Allergan for which damages are inadequate.

**Count XX**

**(Declaratory Judgment of Infringement of the '162 Patent Under 35 U.S.C. § 271(b) and (c) by Mylan's Proposed Generic Cyclosporine Ophthalmic Emulsion, 0.05%)**

350. Allergan incorporates each of the preceding paragraphs as if fully set forth herein.

351. These claims arise under the Declaratory Judgment Act, 28 U.S.C. §§ 2201 and 2202.

352. There is an actual case or controversy such that the Court may entertain Allergan's request for declaratory relief consistent with Article III of the United States Constitution, and that actual case or controversy requires a declaration of rights by this Court.

353. Mylan has actual knowledge of the '162 Patent.

354. On information and belief, Mylan became aware of the '162 Patent no later than the date on which that patent was listed in the Orange Book.

355. On information and belief, Mylan has acted with full knowledge of the '162 Patent and without a reasonable basis for believing that it would not be liable for actively inducing or contributing to the infringement of the '162 Patent.

356. The commercial manufacture, use, sale, offer for sale, and/or importation of Mylan's proposed generic Cyclosporine Ophthalmic Emulsion, 0.05% product described in ANDA No. 205894 will induce the actual infringement of the '162 Patent.

357. On information and belief, Mylan knows or should know that its commercial manufacture, use, sale, offer for sale, and/or importation of its proposed generic Cyclosporine



Ophthalmic Emulsion, 0.05% product described in ANDA No. 205894 will actively induce the actual infringement of the '162 Patent.

358. On information and belief, Mylan will encourage another's infringement of the '162 Patent by and through the commercial manufacture, use, sale, offer for sale, and/or importation of its proposed generic Cyclosporine Ophthalmic Emulsion, 0.05% product described in ANDA No. 205894, which is covered by certain claims of the '162 Patent.

359. Mylan's acts of infringement will be done with knowledge of the '162 Patent and with the intent to encourage infringement.

360. The foregoing actions by Mylan will constitute active inducement of infringement of the '162 Patent.

361. On information and belief, Mylan knows or should know that its proposed generic Cyclosporine Ophthalmic Emulsion, 0.05% product described in ANDA No. 205894 will be especially made or especially adapted for use in an infringement of the '162 Patent, and is not a staple article or commodity of commerce suitable for substantial non-infringing use.

362. The commercial manufacture, use, sale, offer for sale, and/or importation of Mylan's proposed generic Cyclosporine Ophthalmic Emulsion, 0.05% product described in ANDA No. 205894 will contribute to the actual infringement of the '162 Patent.

363. On information and belief, Mylan knows or should know that its offer for sale, sale, and/or importation of its proposed generic Cyclosporine Ophthalmic Emulsion, 0.05% described in ANDA No. 205894 will contribute to the actual infringement of the '162 Patent.

364. The foregoing actions by Mylan will constitute contributory infringement of the '162 Patent.

365. On information and belief, Mylan intends to, and will, actively induce and contribute to the infringement of the '162 Patent when ANDA No. 205894 is approved, and plan and intend to, and will, do so immediately and imminently upon approval.

366. Allergan is entitled to a declaratory judgment that future commercial manufacture, use, offer for sale, sale, and/or importation of Mylan's proposed generic Cyclosporine Ophthalmic Emulsion, 0.05% product described in ANDA No. 205894 by Mylan will induce and/or contribute to the infringement of the '162 Patent.

367. The commercial manufacture, use, offer for sale, sale and/or importation of Mylan's proposed generic Cyclosporine Ophthalmic Emulsion, 0.05% product described in ANDA No. 205894, which will actively induce and/or contribute to infringement of the '162 Patent, in violation of Allergan's patent rights, will cause harm to Allergan for which damages are inadequate.

368. Unless Mylan is enjoined from actively inducing and contributing to the infringement of the '162 Patent, Allergan will suffer irreparable injury for which damages are an inadequate remedy.

369. On information and belief, despite having actual notice of the '162 Patent, Mylan continues to willfully, wantonly, and deliberately prepare to actively induce and/or contribute to infringement of the '162 Patent in disregard of Allergan's rights, making this case exceptional and entitling Allergan to reasonable attorneys' fees pursuant to 35 U.S.C. § 285.

**Count XXI**

**(Infringement of the '556 Patent Under 35 U.S.C. § 271(e)(2) by Teva's Proposed Generic Cyclosporine Ophthalmic Emulsion, 0.05%)**

370. Allergan incorporates each of the preceding paragraphs as if fully set forth herein.

371. Teva submitted ANDA No. 203880 to the FDA under section 505(j) of the FDCA to obtain approval to engage in the commercial manufacture, use, offer for sale, sale, or importation of its proposed generic Cyclosporine Ophthalmic Emulsion, 0.05% product throughout the United States. By submitting this application, Teva has committed an act of infringement of the '556 Patent under 35 U.S.C. § 271(e)(2)(A).

372. The commercial manufacture, use, offer for sale, sale, and/or importation of Teva's proposed Cyclosporine Ophthalmic Emulsion, 0.05% product described in ANDA No. 203880 will constitute an act of direct infringement of the '556 Patent.

373. On information and belief, Teva became aware of the '556 Patent no later than the date on which that patent was listed in the Orange Book.

374. On information and belief, Teva knows or should know that the commercial offer for sale and sale of Teva's proposed Cyclosporine Ophthalmic Emulsion, 0.05% product described in ANDA No. 203880, will constitute an act of induced infringement and will contribute to actual infringement of the '556 Patent.

375. On information and belief, Teva knows or should know that its proposed generic Cyclosporine Ophthalmic Emulsion, 0.05% product described in ANDA No. 203880 will be especially made for or especially adapted for an infringement of the '556 Patent, and is not a staple article or commodity of commerce suitable for substantial non-infringing use, and that its commercial manufacture, use, offer for sale, sale, and/or importation of its proposed generic Cyclosporine Ophthalmic Emulsion, 0.05% product described in ANDA No. 203880 will actively contribute to the actual infringement of the '556 Patent.

376. The commercial manufacture, use, offer for sale, sale, and/or importation of Teva's proposed generic Cyclosporine Ophthalmic Emulsion, 0.05% product described in

ANDA No. 203880 in violation of Allergan's patent rights will cause harm to Allergan for which damages are inadequate.

**Count XXII**  
**(Declaratory Judgment of Infringement of the '556 Patent Under 35 U.S.C. § 271(a) by Teva)**

377. Allergan incorporates each of the preceding paragraphs as if fully set forth herein.

378. These claims arise under the Declaratory Judgment Act, 28 U.S.C. §§ 2201 and 2202.

379. There is an actual case or controversy such that the Court may entertain Allergan's request for declaratory relief consistent with Article III of the United States Constitution, and that actual case or controversy requires a declaration of rights by this Court.

380. The commercial manufacture, use, offer for sale, sale, and/or importation of Teva's proposed generic Cyclosporine Ophthalmic Emulsion, 0.05% product described in ANDA No. 203880 will constitute an act of direct infringement of one or more claims of the '556 Patent.

381. On information and belief, Teva will engage in the commercial manufacture, use, offer for sale, sale, and/or importation of Teva's proposed generic Cyclosporine Ophthalmic Emulsion, 0.05% product immediately and imminently upon approval of ANDA No. 203880.

382. The foregoing actions by Teva will constitute infringement of the '556 Patent.

383. Teva will commit those acts of infringement without license or authorization.

384. Allergan is entitled to a declaratory judgment that future commercial manufacture, use, offer for sale, sale, and/or importation of Teva's proposed generic Cyclosporine Ophthalmic Emulsion, 0.05% product described in ANDA No. 203880 by Teva will infringe the '556 Patent.

385. Unless Teva is enjoined from infringing the '556 Patent, Allergan will suffer irreparable injury for which damages are an inadequate remedy.

**Count XXIII**  
**(Declaratory Judgment of Infringement of the '556 Patent Under 35 U.S.C. § 271(b) and (c) by Teva's Proposed Generic Cyclosporine Ophthalmic Emulsion, 0.05%)**

386. Allergan incorporates each of the preceding paragraphs as if fully set forth herein.

387. These claims arise under the Declaratory Judgment Act, 28 U.S.C. §§ 2201 and 2202.

388. There is an actual case or controversy such that the Court may entertain Allergan's request for declaratory relief consistent with Article III of the United States Constitution, and that actual case or controversy requires a declaration of rights by this Court.

389. Teva has actual knowledge of the '556 Patent.

390. On information and belief, Teva became aware of the '556 Patent no later than the date on which that patent was listed in the Orange Book.

391. On information and belief, Teva has acted with full knowledge of the '556 Patent and without a reasonable basis for believing that it would not be liable for actively inducing or contributing to the infringement of the '556 Patent.

392. The commercial manufacture, use, sale, offer for sale, and/or importation of Teva's proposed generic Cyclosporine Ophthalmic Emulsion, 0.05% product described in ANDA No. 203880 will induce the actual infringement of the '556 Patent.

393. On information and belief, Teva knows or should know that its commercial manufacture, use, sale, offer for sale, and/or importation of its proposed generic Cyclosporine Ophthalmic Emulsion, 0.05% product described in ANDA No. 203880 will actively induce the actual infringement of the '556 Patent.

394. On information and belief, Teva will encourage another's infringement of the '556 Patent by and through the commercial manufacture, use, sale, offer for sale, and/or importation of its proposed generic Cyclosporine Ophthalmic Emulsion, 0.05% product described in ANDA No. 203880, which is covered by certain claims of the '556 Patent.

395. Teva's acts of infringement will be done with knowledge of the '556 Patent and with the intent to encourage infringement.

396. The foregoing actions by Teva will constitute active inducement of infringement of the '556 Patent.

397. On information and belief, Teva knows or should know that its proposed generic Cyclosporine Ophthalmic Emulsion, 0.05% product described in ANDA No. 203880 will be especially made or especially adapted for use in an infringement of the '556 Patent, and is not a staple article or commodity of commerce suitable for substantial non-infringing use.

398. The commercial manufacture, use, sale, offer for sale, and/or importation of Teva's proposed generic Cyclosporine Ophthalmic Emulsion, 0.05% product described in ANDA No. 203880 will contribute to the actual infringement of the '556 Patent.

399. On information and belief, Teva knows or should know that its offer for sale, sale, and/or importation of its proposed generic Cyclosporine Ophthalmic Emulsion, 0.05% product described in ANDA No. 203880 will contribute to the actual infringement of the '556 Patent.

400. The foregoing actions by Teva will constitute contributory infringement of the '556 Patent.

401. On information and belief, Teva intends to, and will, actively induce and contribute to the infringement of the '556 Patent when ANDA No. 203880 is approved, and plan and intend to, and will, do so immediately and imminently upon approval.

402. Allergan is entitled to a declaratory judgment that future commercial manufacture, use, offer for sale, sale, and/or importation of Teva's proposed generic Cyclosporine Ophthalmic Emulsion, 0.05% product described in ANDA No. 203880 by Teva will induce and/or contribute to the infringement of the '556 Patent.

403. The commercial manufacture, use, offer for sale, sale and/or importation of Teva's proposed generic Cyclosporine Ophthalmic Emulsion, 0.05% product described in ANDA No. 203880, which will actively induce and/or contribute to infringement of the '556 Patent, in violation of Allergan's patent rights, will cause harm to Allergan for which damages are inadequate.

404. Unless Teva is enjoined from actively inducing and contributing to the infringement of the '556 Patent, Allergan will suffer irreparable injury for which damages are an inadequate remedy.

405. On information and belief, despite having actual notice of the '556 Patent, Teva continues to willfully, wantonly, and deliberately prepare to actively induce and/or contribute to infringement of the '556 Patent in disregard of Allergan's rights, making this case exceptional and entitling Allergan to reasonable attorneys' fees pursuant to 35 U.S.C. § 285.

**Count XXIV**  
**(Infringement of the '556 Patent Under 35 U.S.C. § 271(e)(2) by Apotex's Proposed Generic Cyclosporine Ophthalmic Emulsion, 0.05%)**

406. Allergan incorporates each of the preceding paragraphs as if fully set forth herein.

407. Apotex submitted ANDA No. 207606 to the FDA under section 505(j) of the FDCA to obtain approval to engage in the commercial manufacture, use, offer for sale, sale, or importation of its proposed generic Cyclosporine Ophthalmic Emulsion, 0.05% product

throughout the United States. By submitting this application, Apotex has committed an act of infringement of the '556 Patent under 35 U.S.C. § 271(e)(2)(A).

408. The commercial manufacture, use, offer for sale, sale, and/or importation of Apotex proposed Cyclosporine Ophthalmic Emulsion, 0.05% product described in ANDA No. 207606 will constitute an act of direct infringement of the '556 Patent.

409. On information and belief, Apotex became aware of the '556 Patent no later than the date on which that patent was listed in the Orange Book.

410. On information and belief, Apotex knows or should know that the commercial offer for sale and sale of Apotex's proposed Cyclosporine Ophthalmic Emulsion, 0.05% product described in ANDA No. 207606, will constitute an act of induced infringement and will contribute to actual infringement of the '556 Patent.

411. On information and belief, Apotex knows or should know that its proposed generic Cyclosporine Ophthalmic Emulsion, 0.05% product described in ANDA No. 207606 will be especially made for or especially adapted for an infringement of the '556 Patent, and is not a staple article or commodity of commerce suitable for substantial non-infringing use, and that its commercial manufacture, use, offer for sale, sale, and/or importation of its proposed generic Cyclosporine Ophthalmic Emulsion, 0.05% product described in ANDA No. 207606 will actively contribute to the actual infringement of the '556 Patent.

412. The commercial manufacture, use, offer for sale, sale, and/or importation of Apotex's proposed generic Cyclosporine Ophthalmic Emulsion, 0.05% product described in ANDA No. 207606 in violation of Allergan's patent rights will cause harm to Allergan for which damages are inadequate.



**Count XXV**  
**(Declaratory Judgment of Infringement of the ‘556 Patent Under 35 U.S.C. § 271(a) by Apotex)**

413. Allergan incorporates each of the preceding paragraphs as if fully set forth herein.

414. These claims arise under the Declaratory Judgment Act, 28 U.S.C. §§ 2201 and 2202.

415. There is an actual case or controversy such that the Court may entertain Allergan’s request for declaratory relief consistent with Article III of the United States Constitution, and that actual case or controversy requires a declaration of rights by this Court.

416. The commercial manufacture, use, offer for sale, sale, and/or importation of Apotex’s proposed generic Cyclosporine Ophthalmic Emulsion, 0.05% product described in ANDA No. 207606 will constitute an act of direct infringement of one or more claims of the ‘556 Patent.

417. On information and belief, Apotex will engage in the commercial manufacture, use, offer for sale, sale, and/or importation of Apotex’s proposed generic Cyclosporine Ophthalmic Emulsion, 0.05% product described in ANDA No. 207606 immediately and imminently upon approval of ANDA No. 207606.

418. The foregoing actions by Apotex will constitute infringement of the ‘556 Patent.

419. Apotex will commit those acts of infringement without license or authorization.

420. Allergan is entitled to a declaratory judgment that future commercial manufacture, use, offer for sale, sale, and/or importation of Apotex’s proposed generic Cyclosporine Ophthalmic Emulsion, 0.05% product described in ANDA No. 207606 by Apotex will infringe the ‘556 Patent.

421. Unless Apotex is enjoined from infringing the '556 Patent, Allergan will suffer irreparable injury for which damages are an inadequate remedy.

**Count XXVI**

**(Declaratory Judgment of Infringement of the '556 Patent Under 35 U.S.C. § 271(b) and (c) by Apotex's Proposed Generic Cyclosporine Ophthalmic Emulsion, 0.05%)**

422. Allergan incorporates each of the preceding paragraphs as if fully set forth herein.

423. These claims arise under the Declaratory Judgment Act, 28 U.S.C. §§ 2201 and 2202.

424. There is an actual case or controversy such that the Court may entertain Allergan's request for declaratory relief consistent with Article III of the United States Constitution, and that actual case or controversy requires a declaration of rights by this Court.

425. Apotex has actual knowledge of the '556 Patent.

426. On information and belief, Apotex became aware of the '556 Patent no later than the date on which that patent was listed in the Orange Book.

427. On information and belief, Apotex has acted with full knowledge of the '556 Patent and without a reasonable basis for believing that it would not be liable for actively inducing or contributing to the infringement of the '556 Patent.

428. The commercial manufacture, use, sale, offer for sale, and/or importation of Apotex's proposed generic Cyclosporine Ophthalmic Emulsion, 0.05% product described in ANDA No. 207606 will induce the actual infringement of the '556 Patent.

429. On information and belief, Apotex knows or should know that its commercial manufacture, use, sale, offer for sale, and/or importation of its proposed generic Cyclosporine Ophthalmic Emulsion, 0.05% product described in ANDA No. 207606 will actively induce the actual infringement of the '556 Patent.

430. On information and belief, Apotex will encourage another's infringement of the '556 Patent by and through the commercial manufacture, use, sale, offer for sale, and/or importation of its proposed generic Cyclosporine Ophthalmic Emulsion, 0.05% product described in ANDA No. 207606, which is covered by certain claims of the '556 Patent.

431. Apotex's acts of infringement will be done with knowledge of the '556 Patent and with the intent to encourage infringement.

432. The foregoing actions by Apotex will constitute active inducement of infringement of the '556 Patent.

433. On information and belief, Apotex knows or should know that its proposed generic Cyclosporine Ophthalmic Emulsion, 0.05% product described in ANDA No. 207606 will be especially made or especially adapted for use in an infringement of the '556 Patent, and is not a staple article or commodity of commerce suitable for substantial non-infringing use.

434. The commercial manufacture, use, sale, offer for sale, and/or importation of Apotex's proposed generic Cyclosporine Ophthalmic Emulsion, 0.05% product described in ANDA No. 207606 will contribute to the actual infringement of the '556 Patent.

435. On information and belief, Apotex knows or should know that its offer for sale, sale, and/or importation of its proposed generic Cyclosporine Ophthalmic Emulsion, 0.05% described in ANDA No. 207606 will contribute to the actual infringement of the '556 Patent.

436. The foregoing actions by Apotex will constitute contributory infringement of the '556 Patent.

437. On information and belief, Apotex intends to, and will, actively induce and contribute to the infringement of the '556 Patent when ANDA No. 207606 is approved, and plan and intend to, and will, do so immediately and imminently upon approval.

438. Allergan is entitled to a declaratory judgment that future commercial manufacture, use, offer for sale, sale, and/or importation of Apotex's proposed generic Cyclosporine Ophthalmic Emulsion, 0.05% product described in ANDA No. 207606 by Apotex will induce and/or contribute to the infringement of the '556 Patent.

439. The commercial manufacture, use, offer for sale, sale and/or importation of Apotex's proposed generic Cyclosporine Ophthalmic Emulsion, 0.05% product described in ANDA No. 207606, which will actively induce and/or contribute to infringement of the '556 Patent, in violation of Allergan's patent rights, will cause harm to Allergan for which damages are inadequate.

440. Unless Apotex is enjoined from actively inducing and contributing to the infringement of the '556 Patent, Allergan will suffer irreparable injury for which damages are an inadequate remedy.

441. On information and belief, despite having actual notice of the '556 Patent, Apotex continues to willfully, wantonly, and deliberately prepare to actively induce and/or contribute to infringement of the '556 Patent in disregard of Allergan's rights, making this case exceptional and entitling Allergan to reasonable attorneys' fees pursuant to 35 U.S.C. § 285.

**Count XXVII**  
**(Infringement of the '556 Patent Under 35 U.S.C. § 271(e)(2) by Akorn's Proposed Generic Cyclosporine Ophthalmic Emulsion, 0.05%)**

442. Allergan incorporates each of the preceding paragraphs as if fully set forth herein.

443. Akorn submitted ANDA No. 204561 to the FDA under section 505(j) of the FDCA to obtain approval to engage in the commercial manufacture, use, offer for sale, sale, or importation of its proposed generic Cyclosporine Ophthalmic Emulsion, 0.05% product

throughout the United States. By submitting this application, Akorn has committed an act of infringement of the '556 Patent under 35 U.S.C. § 271(e)(2)(A).

444. The commercial manufacture, use, offer for sale, sale, and/or importation of Akorn's proposed Cyclosporine Ophthalmic Emulsion, 0.05% product described in ANDA No. 204561 will constitute an act of direct infringement of the '556 Patent.

445. On information and belief, Akorn became aware of the '556 Patent no later than the date on which that patent was listed in the Orange Book.

446. On information and belief, Akorn knows or should know that the commercial offer for sale and sale of Akorn's proposed Cyclosporine Ophthalmic Emulsion, 0.05% described in ANDA No. 204561, will constitute an act of induced infringement and will contribute to actual infringement of the '556 Patent.

447. On information and belief, Akorn knows or should know that its proposed generic Cyclosporine Ophthalmic Emulsion, 0.05% product described in ANDA No. 204561 will be especially made for or especially adapted for an infringement of the '556 Patent, and is not a staple article or commodity of commerce suitable for substantial non-infringing use, and that its commercial manufacture, use, offer for sale, sale, and/or importation of its proposed generic Cyclosporine Ophthalmic Emulsion, 0.05% product described in ANDA No. 204561 will actively contribute to the actual infringement of the '556 Patent.

448. The commercial manufacture, use, offer for sale, sale, and/or importation of Akorn's proposed generic Cyclosporine Ophthalmic Emulsion, 0.05% product described in ANDA No. 204561 in violation of Allergan's patent rights will cause harm to Allergan for which damages are inadequate.

**Count XXVIII**  
**(Declaratory Judgment of Infringement of the ‘556 Patent Under 35 U.S.C. § 271(a) by Akorn)**

449. Allergan incorporates each of the preceding paragraphs as if fully set forth herein.

450. These claims arise under the Declaratory Judgment Act, 28 U.S.C. §§ 2201 and 2202.

451. There is an actual case or controversy such that the Court may entertain Allergan’s request for declaratory relief consistent with Article III of the United States Constitution, and that actual case or controversy requires a declaration of rights by this Court.

452. The commercial manufacture, use, offer for sale, sale, and/or importation of Akorn’s proposed generic Cyclosporine Ophthalmic Emulsion, 0.05% product described in ANDA No. 204561 will constitute an act of direct infringement of one or more claims of the ‘556 Patent.

453. On information and belief, Akorn will engage in the commercial manufacture, use, offer for sale, sale, and/or importation of Akorn’s proposed generic Cyclosporine Ophthalmic Emulsion, 0.05% product described in ANDA No. 204561 immediately and imminently upon approval of ANDA No. 204561.

454. The foregoing actions by Akorn will constitute infringement of the ‘556 Patent.

455. Akorn will commit those acts of infringement without license or authorization.

456. Allergan is entitled to a declaratory judgment that future commercial manufacture, use, offer for sale, sale, and/or importation of Akorn’s proposed generic Cyclosporine Ophthalmic Emulsion, 0.05% product described in ANDA No. 204561 by Akorn will infringe the ‘556 Patent.

457. Unless Akorn is enjoined from infringing the '556 Patent, Allergan will suffer irreparable injury for which damages are an inadequate remedy.

**Count XXIX**

**(Declaratory Judgment of Infringement of the '556 Patent Under 35 U.S.C. § 271(b) and (c) by Akorn's Proposed Generic Cyclosporine Ophthalmic Emulsion, 0.05%)**

458. Allergan incorporates each of the preceding paragraphs as if fully set forth herein.

459. These claims arise under the Declaratory Judgment Act, 28 U.S.C. §§ 2201 and 2202.

460. There is an actual case or controversy such that the Court may entertain Allergan's request for declaratory relief consistent with Article III of the United States Constitution, and that actual case or controversy requires a declaration of rights by this Court.

461. Akorn has actual knowledge of the '556 Patent.

462. On information and belief, Akorn became aware of the '556 Patent no later than the date on which that patent was listed in the Orange Book.

463. On information and belief, Akorn has acted with full knowledge of the '556 Patent and without a reasonable basis for believing that it would not be liable for actively inducing or contributing to the infringement of the '556 Patent.

464. The commercial manufacture, use, sale, offer for sale, and/or importation of Akorn's proposed generic Cyclosporine Ophthalmic Emulsion, 0.05% product described in ANDA No. 204561 will induce the actual infringement of the '556 Patent.

465. On information and belief, Akorn knows or should know that its commercial manufacture, use, sale, offer for sale, and/or importation of its proposed generic Cyclosporine Ophthalmic Emulsion, 0.05% product described in ANDA No. 204561 will actively induce the actual infringement of the '556 Patent.

466. On information and belief, Akorn will encourage another's infringement of the '556 Patent by and through the commercial manufacture, use, sale, offer for sale, and/or importation of its proposed generic Cyclosporine Ophthalmic Emulsion, 0.05% product described in ANDA No. 204561, which is covered by certain claims of the '556 Patent.

467. Akorn's acts of infringement will be done with knowledge of the '556 Patent and with the intent to encourage infringement.

468. The foregoing actions by Akorn will constitute active inducement of infringement of the '556 Patent.

469. On information and belief, Akorn knows or should know that its proposed generic Cyclosporine Ophthalmic Emulsion, 0.05% product described in ANDA No. 204561 will be especially made or especially adapted for use in an infringement of the '556 Patent, and is not a staple article or commodity of commerce suitable for substantial non-infringing use.

470. The commercial manufacture, use, sale, offer for sale, and/or importation of Akorn's proposed generic Cyclosporine Ophthalmic Emulsion, 0.05% product described in ANDA No. 204561 will contribute to the actual infringement of the '556 Patent.

471. On information and belief, Akorn knows or should know that its offer for sale, sale, and/or importation of its proposed generic Cyclosporine Ophthalmic Emulsion, 0.05% product described in ANDA No. 204561 will contribute to the actual infringement of the '556 Patent.

472. The foregoing actions by Akorn will constitute contributory infringement of the '556 Patent.



473. On information and belief, Akorn intends to, and will, actively induce and contribute to the infringement of the '556 Patent when ANDA No. 204561 is approved, and plan and intend to, and will, do so immediately and imminently upon approval.

474. Allergan is entitled to a declaratory judgment that future commercial manufacture, use, offer for sale, sale, and/or importation of Akorn's proposed generic Cyclosporine Ophthalmic Emulsion, 0.05% product described in ANDA No. 204561 by Akorn will induce and/or contribute to the infringement of the '556 Patent.

475. The commercial manufacture, use, offer for sale, sale and/or importation of Akorn's proposed generic Cyclosporine Ophthalmic Emulsion, 0.05% product described in ANDA No. 204561, which will actively induce and/or contribute to infringement of the '556 Patent, in violation of Allergan's patent rights, will cause harm to Allergan for which damages are inadequate.

476. Unless Akorn is enjoined from actively inducing and contributing to the infringement of the '556 Patent, Allergan will suffer irreparable injury for which damages are an inadequate remedy.

477. On information and belief, despite having actual notice of the '556 Patent, Akorn continues to willfully, wantonly, and deliberately prepare to actively induce and/or contribute to infringement of the '556 Patent in disregard of Allergan's rights, making this case exceptional and entitling Allergan to reasonable attorneys' fees pursuant to 35 U.S.C. § 285.

**Count XXX**  
**(Infringement of the '556 Patent Under 35 U.S.C. § 271(e)(2) by Mylan's Proposed Generic Cyclosporine Ophthalmic Emulsion, 0.05%)**

478. Allergan incorporates each of the preceding paragraphs as if fully set forth herein.

479. Mylan submitted ANDA No. 205894 to the FDA under section 505(j) of the FDCA to obtain approval to engage in the commercial manufacture, use, offer for sale, sale, or importation of its proposed generic Cyclosporine Ophthalmic Emulsion, 0.05% product throughout the United States. By submitting this application, Mylan has committed an act of infringement of the '556 Patent under 35 U.S.C. § 271(e)(2)(A).

480. The commercial manufacture, use, offer for sale, sale, and/or importation of Mylan's proposed Cyclosporine Ophthalmic Emulsion, 0.05% product described in ANDA No. 205894 will constitute an act of direct infringement of the '556 Patent.

481. On information and belief, Mylan became aware of the '556 Patent no later than the date on which that patent was listed in the Orange Book.

482. On information and belief, Mylan knows or should know that the commercial offer for sale and sale of Mylan's proposed Cyclosporine Ophthalmic Emulsion, 0.05% product described in ANDA No. 205894, will constitute an act of induced infringement and will contribute to actual infringement of the '556 Patent.

483. On information and belief, Mylan knows or should know that its proposed generic Cyclosporine Ophthalmic Emulsion, 0.05% product described in ANDA No. 205894 will be especially made for or especially adapted for an infringement of the '556 Patent, and is not a staple article or commodity of commerce suitable for substantial non-infringing use, and that its commercial manufacture, use, offer for sale, sale, and/or importation of its proposed generic Cyclosporine Ophthalmic Emulsion, 0.05% product described in ANDA No. 205894 will actively contribute to the actual infringement of the '556 Patent.

484. The commercial manufacture, use, offer for sale, sale, and/or importation of Mylan's proposed generic Cyclosporine Ophthalmic Emulsion, 0.05% product described in

ANDA No. 205894 in violation of Allergan's patent rights will cause harm to Allergan for which damages are inadequate.

**Count XXXI**  
**(Declaratory Judgment of Infringement of the '556 Patent Under 35 U.S.C. § 271(a) by Mylan)**

485. Allergan incorporates each of the preceding paragraphs as if fully set forth herein.

486. These claims arise under the Declaratory Judgment Act, 28 U.S.C. §§ 2201 and 2202.

487. There is an actual case or controversy such that the Court may entertain Allergan's request for declaratory relief consistent with Article III of the United States Constitution, and that actual case or controversy requires a declaration of rights by this Court.

488. The commercial manufacture, use, offer for sale, sale, and/or importation of Mylan's proposed generic Cyclosporine Ophthalmic Emulsion, 0.05% product described in ANDA No. 205894 will constitute an act of direct infringement of one or more claims of the '556 Patent.

489. On information and belief, Mylan will engage in the commercial manufacture, use, offer for sale, sale, and/or importation of Mylan's proposed generic Cyclosporine Ophthalmic Emulsion, 0.05% product described in ANDA No. 205894 immediately and imminently upon approval of ANDA No. 205894.

490. The foregoing actions by Mylan will constitute infringement of the '556 Patent.

491. Mylan will commit those acts of infringement without license or authorization.

492. Allergan is entitled to a declaratory judgment that future commercial manufacture, use, offer for sale, sale, and/or importation of Mylan's proposed generic

Cyclosporine Ophthalmic Emulsion, 0.05% product described in ANDA No. 205894 by Mylan will infringe the '556 Patent.

493. Unless Mylan is enjoined from infringing the '556 Patent, Allergan will suffer irreparable injury for which damages are an inadequate remedy.

**Count XXXII**

**(Declaratory Judgment of Infringement of the '556 Patent Under 35 U.S.C. § 271(b) and (c) by Mylan's Proposed Generic Cyclosporine Ophthalmic Emulsion, 0.05%)**

494. Allergan incorporates each of the preceding paragraphs as if fully set forth herein.

495. These claims arise under the Declaratory Judgment Act, 28 U.S.C. §§ 2201 and 2202.

496. There is an actual case or controversy such that the Court may entertain Allergan's request for declaratory relief consistent with Article III of the United States Constitution, and that actual case or controversy requires a declaration of rights by this Court.

497. Mylan has actual knowledge of the '556 Patent.

498. On information and belief, Mylan became aware of the '556 Patent no later than the date on which that patent was listed in the Orange Book.

499. On information and belief, Mylan has acted with full knowledge of the '556 Patent and without a reasonable basis for believing that it would not be liable for actively inducing or contributing to the infringement of the '556 Patent.

500. The commercial manufacture, use, sale, offer for sale, and/or importation of Mylan's proposed generic Cyclosporine Ophthalmic Emulsion, 0.05% product described in ANDA No. 205894 will induce the actual infringement of the '556 Patent.

501. On information and belief, Mylan knows or should know that its commercial manufacture, use, sale, offer for sale, and/or importation of its proposed generic Cyclosporine

Ophthalmic Emulsion, 0.05% product described in ANDA No. 205894 will actively induce the actual infringement of the '556 Patent.

502. On information and belief, Mylan will encourage another's infringement of the '556 Patent by and through the commercial manufacture, use, sale, offer for sale, and/or importation of its proposed generic Cyclosporine Ophthalmic Emulsion, 0.05% product described in ANDA No. 205894, which is covered by certain claims of the '556 Patent.

503. Mylan's acts of infringement will be done with knowledge of the '556 Patent and with the intent to encourage infringement.

504. The foregoing actions by Mylan will constitute active inducement of infringement of the '556 Patent.

505. On information and belief, Mylan knows or should know that its proposed generic Cyclosporine Ophthalmic Emulsion, 0.05% product described in ANDA No. 205894 will be especially made or especially adapted for use in an infringement of the '556 Patent, and is not a staple article or commodity of commerce suitable for substantial non-infringing use.

506. The commercial manufacture, use, sale, offer for sale, and/or importation of Mylan's proposed generic Cyclosporine Ophthalmic Emulsion, 0.05% product described in ANDA No. 205894 will contribute to the actual infringement of the '556 Patent.

507. On information and belief, Mylan knows or should know that its offer for sale, sale, and/or importation of its proposed generic Cyclosporine Ophthalmic Emulsion, 0.05% product described in ANDA No. 205894 will contribute to the actual infringement of the '556 Patent.

508. The foregoing actions by Mylan will constitute contributory infringement of the '556 Patent.

509. On information and belief, Mylan intends to, and will, actively induce and contribute to the infringement of the '556 Patent when ANDA No. 205894 is approved, and plan and intend to, and will, do so immediately and imminently upon approval.

510. Allergan is entitled to a declaratory judgment that future commercial manufacture, use, offer for sale, sale, and/or importation of Mylan's proposed generic Cyclosporine Ophthalmic Emulsion, 0.05% product described in ANDA No. 205894 by Mylan will induce and/or contribute to the infringement of the '556 Patent.

511. The commercial manufacture, use, offer for sale, sale and/or importation of Mylan's proposed generic Cyclosporine Ophthalmic Emulsion, 0.05% product described in ANDA No. 205894, which will actively induce and/or contribute to infringement of the '556 Patent, in violation of Allergan's patent rights, will cause harm to Allergan for which damages are inadequate.

512. Unless Mylan is enjoined from actively inducing and contributing to the infringement of the '556 Patent, Allergan will suffer irreparable injury for which damages are an inadequate remedy.

513. On information and belief, despite having actual notice of the '556 Patent, Mylan continues to willfully, wantonly, and deliberately prepare to actively induce and/or contribute to infringement of the '556 Patent in disregard of Allergan's rights, making this case exceptional and entitling Allergan to reasonable attorneys' fees pursuant to 35 U.S.C. § 285.

**Count XXXIII**  
**(Infringement of the '048 Patent Under 35 U.S.C. § 271(e)(2) by Teva's Proposed Generic Cyclosporine Ophthalmic Emulsion, 0.05%)**

514. Allergan incorporates each of the preceding paragraphs as if fully set forth herein.

515. Teva submitted ANDA No. 203880 to the FDA under section 505(j) of the FDCA to obtain approval to engage in the commercial manufacture, use, offer for sale, sale, or importation of its proposed generic Cyclosporine Ophthalmic Emulsion, 0.05% product throughout the United States. By submitting this application, Teva has committed an act of infringement of the '048 Patent under 35 U.S.C. § 271(e)(2)(A).

516. On information and belief, Teva became aware of the '048 Patent no later than the date on which that patent was listed in the Orange Book.

517. On information and belief, Teva knows or should know that the commercial offer for sale and sale of Teva's proposed Cyclosporine Ophthalmic Emulsion, 0.05% product described in ANDA No. 203880, will constitute an act of induced infringement and will contribute to actual infringement of the '048 Patent.

518. On information and belief, Teva knows or should know that its proposed generic Cyclosporine Ophthalmic Emulsion, 0.05% product described in ANDA No. 203880 will be especially made for or especially adapted for an infringement of the '048 Patent, and is not a staple article or commodity of commerce suitable for substantial non-infringing use, and that its commercial manufacture, use, offer for sale, sale, and/or importation of its proposed generic Cyclosporine Ophthalmic Emulsion, 0.05% product described in ANDA No. 203880 will actively contribute to the actual infringement of the '048 Patent.

519. The commercial manufacture, use, offer for sale, sale, and/or importation of Teva's proposed generic Cyclosporine Ophthalmic Emulsion, 0.05% product described in ANDA No. 203880 in violation of Allergan's patent rights will cause harm to Allergan for which damages are inadequate.

**Count XXXIV**

**(Declaratory Judgment of Infringement of the ‘048 Patent Under 35 U.S.C. § 271(b) and (c) by Teva’s Proposed Generic Cyclosporine Ophthalmic Emulsion, 0.05%)**

520. Allergan incorporates each of the preceding paragraphs as if fully set forth herein.

521. These claims arise under the Declaratory Judgment Act, 28 U.S.C. §§ 2201 and 2202.

522. There is an actual case or controversy such that the Court may entertain Allergan’s request for declaratory relief consistent with Article III of the United States Constitution, and that actual case or controversy requires a declaration of rights by this Court.

523. Teva has actual knowledge of the ‘048 Patent.

524. On information and belief, Teva became aware of the ‘048 Patent no later than the date on which that patent was listed in the Orange Book.

525. On information and belief, Teva has acted with full knowledge of the ‘048 Patent and without a reasonable basis for believing that it would not be liable for actively inducing or contributing to the infringement of the ‘048 Patent.

526. The commercial manufacture, use, sale, offer for sale, and/or importation of Teva’s proposed generic Cyclosporine Ophthalmic Emulsion, 0.05% product described in ANDA No. 203880 will induce the actual infringement of the ‘048 Patent.

527. On information and belief, Teva knows or should know that its commercial manufacture, use, sale, offer for sale, and/or importation of its proposed generic Cyclosporine Ophthalmic Emulsion, 0.05% product described in ANDA No. 203880 will actively induce the actual infringement of the ‘048 Patent.

528. On information and belief, Teva will encourage another’s infringement of the ‘048 Patent by and through the commercial manufacture, use, sale, offer for sale, and/or



importation of its proposed generic Cyclosporine Ophthalmic Emulsion, 0.05% product described in ANDA No. 203880, which is covered by certain claims of the '048 Patent.

529. Teva's acts of infringement will be done with knowledge of the '048 Patent and with the intent to encourage infringement.

530. The foregoing actions by Teva will constitute active inducement of infringement of the '048 Patent.

531. On information and belief, Teva knows or should know that its proposed generic Cyclosporine Ophthalmic Emulsion, 0.05% product described in ANDA No. 203880 will be especially made or especially adapted for use in an infringement of the '048 Patent, and is not a staple article or commodity of commerce suitable for substantial non-infringing use.

532. The commercial manufacture, use, sale, offer for sale, and/or importation of Teva's proposed generic Cyclosporine Ophthalmic Emulsion, 0.05% product described in ANDA No. 203880 will contribute to the actual infringement of the '048 Patent.

533. On information and belief, Teva knows or should know that its offer for sale, sale, and/or importation of its proposed generic Cyclosporine Ophthalmic Emulsion, 0.05% product described in ANDA No. 203880 will contribute to the actual infringement of the '048 Patent.

534. The foregoing actions by Teva will constitute contributory infringement of the '048 Patent.

535. On information and belief, Teva intends to, and will, actively induce and contribute to the infringement of the '048 Patent when ANDA No. 203880 is approved, and plan and intend to, and will, do so immediately and imminently upon approval.

536. Allergan is entitled to a declaratory judgment that future commercial manufacture, use, offer for sale, sale, and/or importation of Teva's proposed generic

Cyclosporine Ophthalmic Emulsion, 0.05% product described in ANDA No. 203880 by Teva will induce and/or contribute to the infringement of the '048 Patent.

537. The commercial manufacture, use, offer for sale, sale and/or importation of Teva's proposed generic Cyclosporine Ophthalmic Emulsion, 0.05% product described in ANDA No. 203880, which will actively induce and/or contribute to infringement of the '048 Patent, in violation of Allergan's patent rights, will cause harm to Allergan for which damages are inadequate.

538. Unless Teva is enjoined from actively inducing and contributing to the infringement of the '048 Patent, Allergan will suffer irreparable injury for which damages are an inadequate remedy.

539. On information and belief, despite having actual notice of the '048 Patent, Teva continues to willfully, wantonly, and deliberately prepare to actively induce and/or contribute to infringement of the '048 Patent in disregard of Allergan's rights, making this case exceptional and entitling Allergan to reasonable attorneys' fees pursuant to 35 U.S.C. § 285.

**Count XXXV**

**(Infringement of the '048 Patent Under 35 U.S.C. § 271(e)(2) by Apotex's Proposed Generic Cyclosporine Ophthalmic Emulsion, 0.05%)**

540. Allergan incorporates each of the preceding paragraphs as if fully set forth herein.

541. Apotex submitted ANDA No. 207606 to the FDA under section 505(j) of the FDCA to obtain approval to engage in the commercial manufacture, use, offer for sale, sale, or importation of its proposed generic Cyclosporine Ophthalmic Emulsion, 0.05% product throughout the United States. By submitting this application, Apotex has committed an act of infringement of the '048 Patent under 35 U.S.C. § 271(e)(2)(A).

542. On information and belief, Apotex became aware of the '048 Patent no later than the date on which that patent was listed in the Orange Book.

543. On information and belief, Apotex knows or should know that the commercial offer for sale and sale of Apotex's proposed Cyclosporine Ophthalmic Emulsion, 0.05% product described in ANDA No. 207606, will constitute an act of induced infringement and will contribute to actual infringement of the '048 Patent.

544. On information and belief, Apotex knows or should know that its proposed generic Cyclosporine Ophthalmic Emulsion, 0.05% product described in ANDA No. 207606 will be especially made for or especially adapted for an infringement of the '048 Patent, and is not a staple article or commodity of commerce suitable for substantial non-infringing use, and that its commercial manufacture, use, offer for sale, sale, and/or importation of its proposed generic Cyclosporine Ophthalmic Emulsion, 0.05% product described in ANDA No. 207606 will actively contribute to the actual infringement of the '048 Patent.

545. The commercial manufacture, use, offer for sale, sale, and/or importation of Apotex's proposed generic Cyclosporine Ophthalmic Emulsion, 0.05% product described in ANDA No. 207606 in violation of Allergan's patent rights will cause harm to Allergan for which damages are inadequate.

**Count XXXVI**  
**(Declaratory Judgment of Infringement of the '048 Patent Under 35 U.S.C. § 271(b) and (c) by Apotex's Proposed Generic Cyclosporine Ophthalmic Emulsion, 0.05%)**

546. Allergan incorporates each of the preceding paragraphs as if fully set forth herein.

547. These claims arise under the Declaratory Judgment Act, 28 U.S.C. §§ 2201 and 2202.

548. There is an actual case or controversy such that the Court may entertain Allergan's request for declaratory relief consistent with Article III of the United States Constitution, and that actual case or controversy requires a declaration of rights by this Court.

549. Apotex has actual knowledge of the '048 Patent.

550. On information and belief, Apotex became aware of the '048 Patent no later than the date on which that patent was listed in the Orange Book.

551. On information and belief, Apotex has acted with full knowledge of the '048 Patent and without a reasonable basis for believing that it would not be liable for actively inducing or contributing to the infringement of the '048 Patent.

552. The commercial manufacture, use, sale, offer for sale, and/or importation of Apotex's proposed generic Cyclosporine Ophthalmic Emulsion, 0.05% product described in ANDA No. 207606 will induce the actual infringement of the '048 Patent.

553. On information and belief, Apotex knows or should know that its commercial manufacture, use, sale, offer for sale, and/or importation of its proposed generic Cyclosporine Ophthalmic Emulsion, 0.05% product described in ANDA No. 207606 will actively induce the actual infringement of the '048 Patent.

554. On information and belief, Apotex will encourage another's infringement of the '048 Patent by and through the commercial manufacture, use, sale, offer for sale, and/or importation of its proposed generic Cyclosporine Ophthalmic Emulsion, 0.05% product described in ANDA No. 207606, which is covered by certain claims of the '048 Patent.

555. Apotex's acts of infringement will be done with knowledge of the '048 Patent and with the intent to encourage infringement.

556. The foregoing actions by Apotex will constitute active inducement of infringement of the '048 Patent.

557. On information and belief, Apotex knows or should know that its proposed generic Cyclosporine Ophthalmic Emulsion, 0.05% product described in ANDA No. 207606 will be especially made or especially adapted for use in an infringement of the '048 Patent, and is not a staple article or commodity of commerce suitable for substantial non-infringing use.

558. The commercial manufacture, use, sale, offer for sale, and/or importation of Apotex's proposed generic Cyclosporine Ophthalmic Emulsion, 0.05% product described in ANDA No. 207606 will contribute to the actual infringement of the '048 Patent.

559. On information and belief, Apotex knows or should know that its offer for sale, sale, and/or importation of its proposed generic Cyclosporine Ophthalmic Emulsion, 0.05% product described in ANDA No. 207606 will contribute to the actual infringement of the '048 Patent.

560. The foregoing actions by Apotex will constitute contributory infringement of the '048 Patent.

561. On information and belief, Apotex intends to, and will, actively induce and contribute to the infringement of the '048 Patent when ANDA No. 207606 is approved, and plan and intend to, and will, do so immediately and imminently upon approval.

562. Allergan is entitled to a declaratory judgment that future commercial manufacture, use, offer for sale, sale, and/or importation of Apotex's proposed generic Cyclosporine Ophthalmic Emulsion, 0.05% product described in ANDA No. 207606 by Apotex will induce and/or contribute to the infringement of the '048 Patent.

563. The commercial manufacture, use, offer for sale, sale and/or importation of Apotex's proposed generic Cyclosporine Ophthalmic Emulsion, 0.05% product described in ANDA No. 207606, which will actively induce and/or contribute to infringement of the '048 Patent, in violation of Allergan's patent rights, will cause harm to Allergan for which damages are inadequate.

564. Unless Apotex is enjoined from actively inducing and contributing to the infringement of the '048 Patent, Allergan will suffer irreparable injury for which damages are an inadequate remedy.

565. On information and belief, despite having actual notice of the '048 Patent, Apotex continues to willfully, wantonly, and deliberately prepare to actively induce and/or contribute to infringement of the '048 Patent in disregard of Allergan's rights, making this case exceptional and entitling Allergan to reasonable attorneys' fees pursuant to 35 U.S.C. § 285.

**Count XXXVII**  
**(Infringement of the '048 Patent Under 35 U.S.C. § 271(e)(2) by Akorn's Proposed Generic Cyclosporine Ophthalmic Emulsion, 0.05%)**

566. Allergan incorporates each of the preceding paragraphs as if fully set forth herein.

567. Akorn submitted ANDA No. 204561 to the FDA under section 505(j) of the FDCA to obtain approval to engage in the commercial manufacture, use, offer for sale, sale, or importation of its proposed generic Cyclosporine Ophthalmic Emulsion, 0.05% product throughout the United States. By submitting this application, Akorn has committed an act of infringement of the '048 Patent under 35 U.S.C. § 271(e)(2)(A).

568. On information and belief, Akorn became aware of the '048 Patent no later than the date on which that patent was listed in the Orange Book.

569. On information and belief, Akorn knows or should know that the commercial offer for sale and sale of Akorn's proposed Cyclosporine Ophthalmic Emulsion, 0.05% product described in ANDA No. 204561, will constitute an act of induced infringement and will contribute to actual infringement of the '048 Patent.

570. On information and belief, Akorn knows or should know that its proposed generic Cyclosporine Ophthalmic Emulsion, 0.05% product described in ANDA No. 204561 will be especially made for or especially adapted for an infringement of the '048 Patent, and is not a staple article or commodity of commerce suitable for substantial non-infringing use, and that its commercial manufacture, use, offer for sale, sale, and/or importation of its proposed generic Cyclosporine Ophthalmic Emulsion, 0.05% product described in ANDA No. 204561 will actively contribute to the actual infringement of the '048 Patent.

571. The commercial manufacture, use, offer for sale, sale, and/or importation of Akorn's proposed generic Cyclosporine Ophthalmic Emulsion, 0.05% product described in ANDA No. 204561 in violation of Allergan's patent rights will cause harm to Allergan for which damages are inadequate.

**Count XXXVIII**

**(Declaratory Judgment of Infringement of the '048 Patent Under 35 U.S.C. § 271(b) and (c) by Akorn's Proposed Generic Cyclosporine Ophthalmic Emulsion, 0.05%)**

572. Allergan incorporates each of the preceding paragraphs as if fully set forth herein.

573. These claims arise under the Declaratory Judgment Act, 28 U.S.C. §§ 2201 and 2202.

574. There is an actual case or controversy such that the Court may entertain Allergan's request for declaratory relief consistent with Article III of the United States Constitution, and that actual case or controversy requires a declaration of rights by this Court.

575. Akorn has actual knowledge of the '048 Patent.

576. On information and belief, Akorn became aware of the '048 Patent no later than the date on which that patent was listed in the Orange Book.

577. On information and belief, Akorn has acted with full knowledge of the '048 Patent and without a reasonable basis for believing that it would not be liable for actively inducing or contributing to the infringement of the '048 Patent.

578. The commercial manufacture, use, sale, offer for sale, and/or importation of Akorn's proposed generic Cyclosporine Ophthalmic Emulsion, 0.05% product described in ANDA No. 204561 will induce the actual infringement of the '048 Patent.

579. On information and belief, Akorn knows or should know that its commercial manufacture, use, sale, offer for sale, and/or importation of its proposed generic Cyclosporine Ophthalmic Emulsion, 0.05% product described in ANDA No. 204561 will actively induce the actual infringement of the '048 Patent.

580. On information and belief, Akorn will encourage another's infringement of the '048 Patent by and through the commercial manufacture, use, sale, offer for sale, and/or importation of its proposed generic Cyclosporine Ophthalmic Emulsion, 0.05% product described in ANDA No. 204561, which is covered by certain claims of the '048 Patent.

581. Akorn's acts of infringement will be done with knowledge of the '048 Patent and with the intent to encourage infringement.

582. The foregoing actions by Akorn will constitute active inducement of infringement of the '048 Patent.

583. On information and belief, Akorn knows or should know that its proposed generic Cyclosporine Ophthalmic Emulsion, 0.05% product described in ANDA No. 204561 will be



especially made or especially adapted for use in an infringement of the '048 Patent, and is not a staple article or commodity of commerce suitable for substantial non-infringing use.

584. The commercial manufacture, use, sale, offer for sale, and/or importation of Akorn's proposed generic Cyclosporine Ophthalmic Emulsion, 0.05% product described in ANDA No. 204561 will contribute to the actual infringement of the '048 Patent.

585. On information and belief, Akorn knows or should know that its offer for sale, sale, and/or importation of its proposed generic Cyclosporine Ophthalmic Emulsion, 0.05% product described in ANDA No. 204561 will contribute to the actual infringement of the '048 Patent.

586. The foregoing actions by Akorn will constitute contributory infringement of the '048 Patent.

587. On information and belief, Akorn intends to, and will, actively induce and contribute to the infringement of the '048 Patent when ANDA No. 204561 is approved, and plan and intend to, and will, do so immediately and imminently upon approval.

588. Allergan is entitled to a declaratory judgment that future commercial manufacture, use, offer for sale, sale, and/or importation of Akorn's proposed generic Cyclosporine Ophthalmic Emulsion, 0.05% product described in ANDA No. 204561 by Akorn will induce and/or contribute to the infringement of the '048 Patent.

589. The commercial manufacture, use, offer for sale, sale and/or importation of Akorn's proposed generic Cyclosporine Ophthalmic Emulsion, 0.05% product described in ANDA No. 204561, which will actively induce and/or contribute to infringement of the '048 Patent, in violation of Allergan's patent rights, will cause harm to Allergan for which damages are inadequate.

590. Unless Akorn is enjoined from actively inducing and contributing to the infringement of the '048 Patent, Allergan will suffer irreparable injury for which damages are an inadequate remedy.

591. On information and belief, despite having actual notice of the '048 Patent, Akorn continues to willfully, wantonly, and deliberately prepare to actively induce and/or contribute to infringement of the '048 Patent in disregard of Allergan's rights, making this case exceptional and entitling Allergan to reasonable attorneys' fees pursuant to 35 U.S.C. § 285.

**Count XXXIX**  
**(Infringement of the '048 Patent Under 35 U.S.C. § 271(e)(2) by Mylan's Proposed Generic Cyclosporine Ophthalmic Emulsion, 0.05%)**

592. Allergan incorporates each of the preceding paragraphs as if fully set forth herein.

593. Mylan submitted ANDA No. 205894 to the FDA under section 505(j) of the FDCA to obtain approval to engage in the commercial manufacture, use, offer for sale, sale, or importation of its proposed generic Cyclosporine Ophthalmic Emulsion, 0.05% product throughout the United States. By submitting this application, Mylan has committed an act of infringement of the '048 Patent under 35 U.S.C. § 271(e)(2)(A).

594. On information and belief, Mylan became aware of the '048 Patent no later than the date on which that patent was listed in the Orange Book.

595. On information and belief, Mylan knows or should know that the commercial offer for sale and sale of Mylan's proposed Cyclosporine Ophthalmic Emulsion, 0.05% product described in ANDA No. 205894, will constitute an act of induced infringement and will contribute to actual infringement of the '048 Patent.

596. On information and belief, Mylan knows or should know that its proposed generic Cyclosporine Ophthalmic Emulsion, 0.05% product described in ANDA No. 205894 will be

especially made for or especially adapted for an infringement of the '048 Patent, and is not a staple article or commodity of commerce suitable for substantial non-infringing use, and that its commercial manufacture, use, offer for sale, sale, and/or importation of its proposed generic Cyclosporine Ophthalmic Emulsion, 0.05% product described in ANDA No. 205894 will actively contribute to the actual infringement of the '048 Patent.

597. The commercial manufacture, use, offer for sale, sale, and/or importation of Mylan's proposed generic Cyclosporine Ophthalmic Emulsion, 0.05% product described in ANDA No. 205894 in violation of Allergan's patent rights will cause harm to Allergan for which damages are inadequate.

**Count XL**

**(Declaratory Judgment of Infringement of the '048 Patent Under 35 U.S.C. § 271(b) and (c) by Mylan's Proposed Generic Cyclosporine Ophthalmic Emulsion, 0.05%)**

598. Allergan incorporates each of the preceding paragraphs as if fully set forth herein.

599. These claims arise under the Declaratory Judgment Act, 28 U.S.C. §§ 2201 and 2202.

600. There is an actual case or controversy such that the Court may entertain Allergan's request for declaratory relief consistent with Article III of the United States Constitution, and that actual case or controversy requires a declaration of rights by this Court.

601. Mylan has actual knowledge of the '048 Patent.

602. On information and belief, Mylan became aware of the '048 Patent no later than the date on which that patent was listed in the Orange Book.

603. On information and belief, Mylan has acted with full knowledge of the '048 Patent and without a reasonable basis for believing that it would not be liable for actively inducing or contributing to the infringement of the '048 Patent.

604. The commercial manufacture, use, sale, offer for sale, and/or importation of Mylan's proposed generic Cyclosporine Ophthalmic Emulsion, 0.05% product described in ANDA No. 205894 will induce the actual infringement of the '048 Patent.

605. On information and belief, Mylan knows or should know that its commercial manufacture, use, sale, offer for sale, and/or importation of its proposed generic Cyclosporine Ophthalmic Emulsion, 0.05% product described in ANDA No. 205894 will actively induce the actual infringement of the '048 Patent.

606. On information and belief, Mylan will encourage another's infringement of the '048 Patent by and through the commercial manufacture, use, sale, offer for sale, and/or importation of its proposed generic Cyclosporine Ophthalmic Emulsion, 0.05% product described in ANDA No. 205894, which is covered by certain claims of the '048 Patent.

607. Mylan's acts of infringement will be done with knowledge of the '048 Patent and with the intent to encourage infringement.

608. The foregoing actions by Mylan will constitute active inducement of infringement of the '048 Patent.

609. On information and belief, Mylan knows or should know that its proposed generic Cyclosporine Ophthalmic Emulsion, 0.05% product described in ANDA No. 205894 will be especially made or especially adapted for use in an infringement of the '048 Patent, and is not a staple article or commodity of commerce suitable for substantial non-infringing use.

610. The commercial manufacture, use, sale, offer for sale, and/or importation of Mylan's proposed generic Cyclosporine Ophthalmic Emulsion, 0.05% product described in ANDA No. 205894 will contribute to the actual infringement of the '048 Patent.

611. On information and belief, Mylan knows or should know that its offer for sale, sale, and/or importation of its proposed generic Cyclosporine Ophthalmic Emulsion, 0.05% product described in ANDA No. 205894 will contribute to the actual infringement of the '048 Patent.

612. The foregoing actions by Mylan will constitute contributory infringement of the '048 Patent.

613. On information and belief, Mylan intends to, and will, actively induce and contribute to the infringement of the '048 Patent when ANDA No. 205894 is approved, and plan and intend to, and will, do so immediately and imminently upon approval.

614. Allergan is entitled to a declaratory judgment that future commercial manufacture, use, offer for sale, sale, and/or importation of Mylan's proposed generic Cyclosporine Ophthalmic Emulsion, 0.05% product described in ANDA No. 205894 by Mylan will induce and/or contribute to the infringement of the '048 Patent.

615. The commercial manufacture, use, offer for sale, sale and/or importation of Mylan's proposed generic Cyclosporine Ophthalmic Emulsion, 0.05% product described in ANDA No. 205894, which will actively induce and/or contribute to infringement of the '048 Patent, in violation of Allergan's patent rights, will cause harm to Allergan for which damages are inadequate.

616. Unless Mylan is enjoined from actively inducing and contributing to the infringement of the '048 Patent, Allergan will suffer irreparable injury for which damages are an inadequate remedy.

617. On information and belief, despite having actual notice of the '048 Patent, Mylan continues to willfully, wantonly, and deliberately prepare to actively induce and/or contribute to

infringement of the '048 Patent in disregard of Allergan's rights, making this case exceptional and entitling Allergan to reasonable attorneys' fees pursuant to 35 U.S.C. § 285.

**Count XLI**  
**(Infringement of the '930 Patent Under 35 U.S.C. § 271(e)(2) by Teva's Proposed Generic Cyclosporine Ophthalmic Emulsion, 0.05%)**

618. Allergan incorporates each of the preceding paragraphs as if fully set forth herein.

619. Teva submitted ANDA No. 203880 to the FDA under section 505(j) of the FDCA to obtain approval to engage in the commercial manufacture, use, offer for sale, sale, or importation of its proposed generic Cyclosporine Ophthalmic Emulsion, 0.05% product throughout the United States. By submitting this application, Teva has committed an act of infringement of the '930 Patent under 35 U.S.C. § 271(e)(2)(A).

620. The commercial manufacture, use, offer for sale, sale, and/or importation of Teva's proposed Cyclosporine Ophthalmic Emulsion, 0.05% product described in ANDA No. 203880 will constitute an act of direct infringement of the '930 Patent.

621. On information and belief, Teva became aware of the '930 Patent no later than the date on which that patent was listed in the Orange Book.

622. On information and belief, Teva knows or should know that the commercial offer for sale and sale of Teva's proposed Cyclosporine Ophthalmic Emulsion, 0.05% product described in ANDA No. 203880, will constitute an act of induced infringement and will contribute to actual infringement of the '930 Patent.

623. On information and belief, Teva knows or should know that its proposed generic Cyclosporine Ophthalmic Emulsion, 0.05% product described in ANDA No. 203880 will be especially made for or especially adapted for an infringement of the '930 Patent, and is not a staple article or commodity of commerce suitable for substantial non-infringing use, and that its

commercial manufacture, use, offer for sale, sale, and/or importation of its proposed generic Cyclosporine Ophthalmic Emulsion, 0.05% product described in ANDA No. 203880 will actively contribute to the actual infringement of the '930 Patent.

624. The commercial manufacture, use, offer for sale, sale, and/or importation of Teva's proposed generic Cyclosporine Ophthalmic Emulsion, 0.05% product described in ANDA No. 203880 in violation of Allergan's patent rights will cause harm to Allergan for which damages are inadequate.

**Count XLII**  
**(Declaratory Judgment of Infringement of the '930 Patent Under 35 U.S.C. § 271(a) by Teva)**

625. Allergan incorporates each of the preceding paragraphs as if fully set forth herein.

626. These claims arise under the Declaratory Judgment Act, 28 U.S.C. §§ 2201 and 2202.

627. There is an actual case or controversy such that the Court may entertain Allergan's request for declaratory relief consistent with Article III of the United States Constitution, and that actual case or controversy requires a declaration of rights by this Court.

628. The commercial manufacture, use, offer for sale, sale, and/or importation of Teva's proposed generic Cyclosporine Ophthalmic Emulsion, 0.05% product described in ANDA No. 203880 will constitute an act of direct infringement of one or more claims of the '930 Patent.

629. On information and belief, Teva will engage in the commercial manufacture, use, offer for sale, sale, and/or importation of Teva's proposed generic Cyclosporine Ophthalmic Emulsion, 0.05% product described in ANDA No. 203880 immediately and imminently upon approval of ANDA No. 203880.

630. The foregoing actions by Teva will constitute infringement of the '930 Patent.

631. Teva will commit those acts of infringement without license or authorization.

632. Allergan is entitled to a declaratory judgment that future commercial manufacture, use, offer for sale, sale, and/or importation of Teva's proposed generic Cyclosporine Ophthalmic Emulsion, 0.05% product described in ANDA No. 203880 by Teva will infringe the '930 Patent.

633. Unless Teva is enjoined from infringing the '930 Patent, Allergan will suffer irreparable injury for which damages are an inadequate remedy.

**Count XLIII**

**(Declaratory Judgment of Infringement of the '930 Patent Under 35 U.S.C. § 271(b) and (c) by Teva's Proposed Generic Cyclosporine Ophthalmic Emulsion, 0.05%)**

634. Allergan incorporates each of the preceding paragraphs as if fully set forth herein.

635. These claims arise under the Declaratory Judgment Act, 28 U.S.C. §§ 2201 and 2202.

636. There is an actual case or controversy such that the Court may entertain Allergan's request for declaratory relief consistent with Article III of the United States Constitution, and that actual case or controversy requires a declaration of rights by this Court.

637. Teva has actual knowledge of the '930 Patent.

638. On information and belief, Teva became aware of the '930 Patent no later than the date on which that patent was listed in the Orange Book.

639. On information and belief, Teva has acted with full knowledge of the '930 Patent and without a reasonable basis for believing that it would not be liable for actively inducing or contributing to the infringement of the '930 Patent.



640. The commercial manufacture, use, sale, offer for sale, and/or importation of Teva's proposed generic Cyclosporine Ophthalmic Emulsion, 0.05% product described in ANDA No. 203880 will induce the actual infringement of the '930 Patent.

641. On information and belief, Teva knows or should know that its commercial manufacture, use, sale, offer for sale, and/or importation of its proposed generic Cyclosporine Ophthalmic Emulsion, 0.05% product described in ANDA No. 203880 will actively induce the actual infringement of the '930 Patent.

642. On information and belief, Teva will encourage another's infringement of the '930 Patent by and through the commercial manufacture, use, sale, offer for sale, and/or importation of its proposed generic Cyclosporine Ophthalmic Emulsion, 0.05% product described in ANDA No. 203880, which is covered by certain claims of the '930 Patent.

643. Teva's acts of infringement will be done with knowledge of the '930 Patent and with the intent to encourage infringement.

644. The foregoing actions by Teva will constitute active inducement of infringement of the '930 Patent.

645. On information and belief, Teva knows or should know that its proposed generic Cyclosporine Ophthalmic Emulsion, 0.05% product described in ANDA No. 203880 will be especially made or especially adapted for use in an infringement of the '930 Patent, and is not a staple article or commodity of commerce suitable for substantial non-infringing use.

646. The commercial manufacture, use, sale, offer for sale, and/or importation of Teva's proposed generic Cyclosporine Ophthalmic Emulsion, 0.05% product described in ANDA No. 203880 will contribute to the actual infringement of the '930 Patent.

647. On information and belief, Teva knows or should know that its offer for sale, sale, and/or importation of its proposed generic Cyclosporine Ophthalmic Emulsion, 0.05% described in ANDA No. 203880 will contribute to the actual infringement of the '930 Patent.

648. The foregoing actions by Teva will constitute contributory infringement of the '930 Patent.

649. On information and belief, Teva intends to, and will, actively induce and contribute to the infringement of the '930 Patent when ANDA No. 203880 is approved, and plan and intend to, and will, do so immediately and imminently upon approval.

650. Allergan is entitled to a declaratory judgment that future commercial manufacture, use, offer for sale, sale, and/or importation of Teva's proposed generic Cyclosporine Ophthalmic Emulsion, 0.05% described in ANDA No. 203880 product by Teva will induce and/or contribute to the infringement of the '930 Patent.

651. The commercial manufacture, use, offer for sale, sale and/or importation of Teva's proposed generic Cyclosporine Ophthalmic Emulsion, 0.05% product described in ANDA No. 203880, which will actively induce and/or contribute to infringement of the '930 Patent, in violation of Allergan's patent rights, will cause harm to Allergan for which damages are inadequate.

652. Unless Teva is enjoined from actively inducing and contributing to the infringement of the '930 Patent, Allergan will suffer irreparable injury for which damages are an inadequate remedy.

653. On information and belief, despite having actual notice of the '930 Patent, Teva continues to willfully, wantonly, and deliberately prepare to actively induce and/or contribute to

infringement of the '930 Patent in disregard of Allergan's rights, making this case exceptional and entitling Allergan to reasonable attorneys' fees pursuant to 35 U.S.C. § 285.

**Count XLIV**  
**(Infringement of the '930 Patent Under 35 U.S.C. § 271(e)(2) by Apotex's Proposed Generic Cyclosporine Ophthalmic Emulsion, 0.05%)**

654. Allergan incorporates each of the preceding paragraphs as if fully set forth herein.

655. Apotex submitted ANDA No. 207606 to the FDA under section 505(j) of the FDCA to obtain approval to engage in the commercial manufacture, use, offer for sale, sale, or importation of its proposed generic Cyclosporine Ophthalmic Emulsion, 0.05% product throughout the United States. By submitting this application, Apotex has committed an act of infringement of the '930 Patent under 35 U.S.C. § 271(e)(2)(A).

656. The commercial manufacture, use, offer for sale, sale, and/or importation of Apotex's proposed Cyclosporine Ophthalmic Emulsion, 0.05% product described in ANDA No. 207606 will constitute an act of direct infringement of the '930 Patent.

657. On information and belief, Apotex became aware of the '930 Patent no later than the date on which that patent was listed in the Orange Book.

658. On information and belief, Akorn knows or should know that the commercial offer for sale and sale of Apotex's proposed Cyclosporine Ophthalmic Emulsion, 0.05% product described in ANDA No. 207606, will constitute an act of induced infringement and will contribute to actual infringement of the '930 Patent.

659. On information and belief, Apotex knows or should know that its proposed generic Cyclosporine Ophthalmic Emulsion, 0.05% product described in ANDA No. 207606 will be especially made for or especially adapted for an infringement of the '930 Patent, and is not a staple article or commodity of commerce suitable for substantial non-infringing use, and that its

commercial manufacture, use, offer for sale, sale, and/or importation of its proposed generic Cyclosporine Ophthalmic Emulsion, 0.05% product described in ANDA No. 207606 will actively contribute to the actual infringement of the '930 Patent.

660. The commercial manufacture, use, offer for sale, sale, and/or importation of Apotex's proposed generic Cyclosporine Ophthalmic Emulsion, 0.05% product described in ANDA No. 207606 in violation of Allergan's patent rights will cause harm to Allergan for which damages are inadequate.

**Count XLV**  
**(Declaratory Judgment of Infringement of the '930 Patent Under 35 U.S.C. § 271(a) by Apotex)**

661. Allergan incorporates each of the preceding paragraphs as if fully set forth herein.

662. These claims arise under the Declaratory Judgment Act, 28 U.S.C. §§ 2201 and 2202.

663. There is an actual case or controversy such that the Court may entertain Allergan's request for declaratory relief consistent with Article III of the United States Constitution, and that actual case or controversy requires a declaration of rights by this Court.

664. The commercial manufacture, use, offer for sale, sale, and/or importation of Apotex's proposed generic Cyclosporine Ophthalmic Emulsion, 0.05% product described in ANDA No. 207606 will constitute an act of direct infringement of one or more claims of the '930 Patent.

665. On information and belief, Apotex will engage in the commercial manufacture, use, offer for sale, sale, and/or importation of Apotex's proposed generic Cyclosporine Ophthalmic Emulsion, 0.05% product described in ANDA No. 207606 immediately and imminently upon approval of ANDA No. 207606.

666. The foregoing actions by Apotex will constitute infringement of the '930 Patent.

667. Apotex will commit those acts of infringement without license or authorization.

668. Allergan is entitled to a declaratory judgment that future commercial manufacture, use, offer for sale, sale, and/or importation of Apotex's proposed generic Cyclosporine Ophthalmic Emulsion, 0.05% product described in ANDA No. 207606 by Apotex will infringe the '930 Patent.

669. Unless Apotex is enjoined from infringing the '930 Patent, Allergan will suffer irreparable injury for which damages are an inadequate remedy.

**Count XLVI**

**(Declaratory Judgment of Infringement of the '930 Patent Under 35 U.S.C. § 271(b) and (c) by Apotex's Proposed Generic Cyclosporine Ophthalmic Emulsion, 0.05%)**

670. Allergan incorporates each of the preceding paragraphs as if fully set forth herein.

671. These claims arise under the Declaratory Judgment Act, 28 U.S.C. §§ 2201 and 2202.

672. There is an actual case or controversy such that the Court may entertain Allergan's request for declaratory relief consistent with Article III of the United States Constitution, and that actual case or controversy requires a declaration of rights by this Court.

673. Apotex has actual knowledge of the '930 Patent.

674. On information and belief, Apotex became aware of the '930 Patent no later than the date on which that patent was listed in the Orange Book.

675. On information and belief, Apotex has acted with full knowledge of the '930 Patent and without a reasonable basis for believing that it would not be liable for actively inducing or contributing to the infringement of the '930 Patent.

676. The commercial manufacture, use, sale, offer for sale, and/or importation of Apotex's proposed generic Cyclosporine Ophthalmic Emulsion, 0.05% product described in ANDA No. 207606 will induce the actual infringement of the '930 Patent.

677. On information and belief, Apotex knows or should know that its commercial manufacture, use, sale, offer for sale, and/or importation of its proposed generic Cyclosporine Ophthalmic Emulsion, 0.05% product described in ANDA No. 207606 will actively induce the actual infringement of the '930 Patent.

678. On information and belief, Apotex will encourage another's infringement of the '930 Patent by and through the commercial manufacture, use, sale, offer for sale, and/or importation of its proposed generic Cyclosporine Ophthalmic Emulsion, 0.05% product described in ANDA No. 207606, which is covered by certain claims of the '930 Patent.

679. Apotex's acts of infringement will be done with knowledge of the '930 Patent and with the intent to encourage infringement.

680. The foregoing actions by Apotex will constitute active inducement of infringement of the '930 Patent.

681. On information and belief, Apotex knows or should know that its proposed generic Cyclosporine Ophthalmic Emulsion, 0.05% product described in ANDA No. 207606 will be especially made or especially adapted for use in an infringement of the '930 Patent, and is not a staple article or commodity of commerce suitable for substantial non-infringing use.

682. The commercial manufacture, use, sale, offer for sale, and/or importation of Apotex's proposed generic Cyclosporine Ophthalmic Emulsion, 0.05% product described in ANDA No. 207606 will contribute to the actual infringement of the '930 Patent.

683. On information and belief, Apotex knows or should know that its offer for sale, sale, and/or importation of its proposed generic Cyclosporine Ophthalmic Emulsion, 0.05% product described in ANDA No. 207606 will contribute to the actual infringement of the ‘930 Patent.

684. The foregoing actions by Apotex will constitute contributory infringement of the ‘930 Patent.

685. On information and belief, Apotex intends to, and will, actively induce and contribute to the infringement of the ‘930 Patent when ANDA No. 207606 is approved, and plan and intend to, and will, do so immediately and imminently upon approval.

686. Allergan is entitled to a declaratory judgment that future commercial manufacture, use, offer for sale, sale, and/or importation of Apotex’s proposed generic Cyclosporine Ophthalmic Emulsion, 0.05% product described in ANDA No. 207606 by Apotex will induce and/or contribute to the infringement of the ‘930 Patent.

687. The commercial manufacture, use, offer for sale, sale and/or importation of Apotex’s proposed generic Cyclosporine Ophthalmic Emulsion, 0.05% product described in ANDA No. 207606, which will actively induce and/or contribute to infringement of the ‘930 Patent, in violation of Allergan’s patent rights, will cause harm to Allergan for which damages are inadequate.

688. Unless Apotex is enjoined from actively inducing and contributing to the infringement of the ‘930 Patent, Allergan will suffer irreparable injury for which damages are an inadequate remedy.

689. On information and belief, despite having actual notice of the ‘930 Patent, Apotex continues to willfully, wantonly, and deliberately prepare to actively induce and/or contribute to

infringement of the '930 Patent in disregard of Allergan's rights, making this case exceptional and entitling Allergan to reasonable attorneys' fees pursuant to 35 U.S.C. § 285.

**Count XLVII**  
**(Infringement of the '930 Patent Under 35 U.S.C. § 271(e)(2) by Akorn's Proposed Generic Cyclosporine Ophthalmic Emulsion, 0.05%)**

690. Allergan incorporates each of the preceding paragraphs as if fully set forth herein.

691. Akorn submitted ANDA No. 204561 to the FDA under section 505(j) of the FDCA to obtain approval to engage in the commercial manufacture, use, offer for sale, sale, or importation of its proposed generic Cyclosporine Ophthalmic Emulsion, 0.05% product throughout the United States. By submitting this application, Akorn has committed an act of infringement of the '930 Patent under 35 U.S.C. § 271(e)(2)(A).

692. The commercial manufacture, use, offer for sale, sale, and/or importation of Akorn's proposed Cyclosporine Ophthalmic Emulsion, 0.05% product described in ANDA No. 204561 will constitute an act of direct infringement of the '930 Patent.

693. On information and belief, Akorn became aware of the '930 Patent no later than the date on which that patent was listed in the Orange Book.

694. On information and belief, Akorn knows or should know that the commercial offer for sale and sale of Akorn's proposed Cyclosporine Ophthalmic Emulsion, 0.05% described in ANDA No. 204561, will constitute an act of induced infringement and will contribute to actual infringement of the '930 Patent.

695. On information and belief, Akorn knows or should know that its proposed generic Cyclosporine Ophthalmic Emulsion, 0.05% product described in ANDA No. 204561 will be especially made for or especially adapted for an infringement of the '930 Patent, and is not a staple article or commodity of commerce suitable for substantial non-infringing use, and that its



commercial manufacture, use, offer for sale, sale, and/or importation of its proposed generic Cyclosporine Ophthalmic Emulsion, 0.05% product described in ANDA No. 204561 will actively contribute to the actual infringement of the '930 Patent.

696. The commercial manufacture, use, offer for sale, sale, and/or importation of Akorn's proposed generic Cyclosporine Ophthalmic Emulsion, 0.05% product described in ANDA No. 204561 in violation of Allergan's patent rights will cause harm to Allergan for which damages are inadequate.

**Count XLVIII**  
**(Declaratory Judgment of Infringement of the '930 Patent Under 35 U.S.C. § 271(a) by Akorn)**

697. Allergan incorporates each of the preceding paragraphs as if fully set forth herein.

698. These claims arise under the Declaratory Judgment Act, 28 U.S.C. §§ 2201 and 2202.

699. There is an actual case or controversy such that the Court may entertain Allergan's request for declaratory relief consistent with Article III of the United States Constitution, and that actual case or controversy requires a declaration of rights by this Court.

700. The commercial manufacture, use, offer for sale, sale, and/or importation of Akorn's proposed generic Cyclosporine Ophthalmic Emulsion, 0.05% product described in ANDA No. 204561 will constitute an act of direct infringement of one or more claims of the '930 Patent.

701. On information and belief, Akorn will engage in the commercial manufacture, use, offer for sale, sale, and/or importation of Akorn's proposed generic Cyclosporine Ophthalmic Emulsion, 0.05% product described in ANDA No. 204561 immediately and imminently upon approval of ANDA No. 204561.

702. The foregoing actions by Akorn will constitute infringement of the '930 Patent.

703. Akorn will commit those acts of infringement without license or authorization.

704. Allergan is entitled to a declaratory judgment that future commercial manufacture, use, offer for sale, sale, and/or importation of Akorn's proposed generic Cyclosporine Ophthalmic Emulsion, 0.05% product described in ANDA No. 204561 by Akorn will infringe the '930 Patent.

705. Unless Akorn is enjoined from infringing the '930 Patent, Allergan will suffer irreparable injury for which damages are an inadequate remedy.

**Count XLIX**

**(Declaratory Judgment of Infringement of the '930 Patent Under 35 U.S.C. § 271(b) and (c) by Akorn's Proposed Generic Cyclosporine Ophthalmic Emulsion, 0.05%)**

706. Allergan incorporates each of the preceding paragraphs as if fully set forth herein.

707. These claims arise under the Declaratory Judgment Act, 28 U.S.C. §§ 2201 and 2202.

708. There is an actual case or controversy such that the Court may entertain Allergan's request for declaratory relief consistent with Article III of the United States Constitution, and that actual case or controversy requires a declaration of rights by this Court.

709. Akorn has actual knowledge of the '930 Patent.

710. On information and belief, Akorn became aware of the '930 Patent no later than the date on which that patent was listed in the Orange Book.

711. On information and belief, Akorn has acted with full knowledge of the '930 Patent and without a reasonable basis for believing that it would not be liable for actively inducing or contributing to the infringement of the '930 Patent.

712. The commercial manufacture, use, sale, offer for sale, and/or importation of Akorn's proposed generic Cyclosporine Ophthalmic Emulsion, 0.05% product described in ANDA No. 204561 will induce the actual infringement of the '930 Patent.

713. On information and belief, Akorn knows or should know that its commercial manufacture, use, sale, offer for sale, and/or importation of its proposed generic Cyclosporine Ophthalmic Emulsion, 0.05% product described in ANDA No. 204561 will actively induce the actual infringement of the '930 Patent.

714. On information and belief, Akorn will encourage another's infringement of the '930 Patent by and through the commercial manufacture, use, sale, offer for sale, and/or importation of its proposed generic Cyclosporine Ophthalmic Emulsion, 0.05% product described in ANDA No. 204561, which is covered by certain claims of the '930 Patent.

715. Akorn's acts of infringement will be done with knowledge of the '930 Patent and with the intent to encourage infringement.

716. The foregoing actions by Akorn will constitute active inducement of infringement of the '930 Patent.

717. On information and belief, Akorn knows or should know that its proposed generic Cyclosporine Ophthalmic Emulsion, 0.05% product described in ANDA No. 204561 will be especially made or especially adapted for use in an infringement of the '930 Patent, and is not a staple article or commodity of commerce suitable for substantial non-infringing use.

718. The commercial manufacture, use, sale, offer for sale, and/or importation of Akorn's proposed generic Cyclosporine Ophthalmic Emulsion, 0.05% product described in ANDA No. 204561 will contribute to the actual infringement of the '930 Patent.

719. On information and belief, Akorn knows or should know that its offer for sale, sale, and/or importation of its proposed generic Cyclosporine Ophthalmic Emulsion, 0.05% product described in ANDA No. 204561 will contribute to the actual infringement of the ‘930 Patent.

720. The foregoing actions by Akorn will constitute contributory infringement of the ‘930 Patent.

721. On information and belief, Akorn intends to, and will, actively induce and contribute to the infringement of the ‘930 Patent when ANDA No. 204561 is approved, and plan and intend to, and will, do so immediately and imminently upon approval.

722. Allergan is entitled to a declaratory judgment that future commercial manufacture, use, offer for sale, sale, and/or importation of Akorn’s proposed generic Cyclosporine Ophthalmic Emulsion, 0.05% product described in ANDA No. 204561 by Akorn will induce and/or contribute to the infringement of the ‘930 Patent.

723. The commercial manufacture, use, offer for sale, sale and/or importation of Akorn’s proposed generic Cyclosporine Ophthalmic Emulsion, 0.05% product described in ANDA No. 204561, which will actively induce and/or contribute to infringement of the ‘930 Patent, in violation of Allergan’s patent rights, will cause harm to Allergan for which damages are inadequate.

724. Unless Akorn is enjoined from actively inducing and contributing to the infringement of the ‘930 Patent, Allergan will suffer irreparable injury for which damages are an inadequate remedy.

725. On information and belief, despite having actual notice of the ‘930 Patent, Akorn continues to willfully, wantonly, and deliberately prepare to actively induce and/or contribute to

infringement of the '930 Patent in disregard of Allergan's rights, making this case exceptional and entitling Allergan to reasonable attorneys' fees pursuant to 35 U.S.C. § 285.

**Count L**  
**(Infringement of the '930 Patent Under 35 U.S.C. § 271(e)(2) by Mylan's Proposed Generic Cyclosporine Ophthalmic Emulsion, 0.05%)**

726. Allergan incorporates each of the preceding paragraphs as if fully set forth herein.

727. Mylan submitted ANDA No. 205894 to the FDA under section 505(j) of the FDCA to obtain approval to engage in the commercial manufacture, use, offer for sale, sale, or importation of its proposed generic Cyclosporine Ophthalmic Emulsion, 0.05% product throughout the United States. By submitting this application, Mylan has committed an act of infringement of the '930 Patent under 35 U.S.C. § 271(e)(2)(A).

728. The commercial manufacture, use, offer for sale, sale, and/or importation of Mylan's proposed Cyclosporine Ophthalmic Emulsion, 0.05% product described in ANDA No. 205894 will constitute an act of direct infringement of the '930 Patent.

729. On information and belief, Mylan became aware of the '930 Patent no later than the date on which that patent was listed in the Orange Book.

730. On information and belief, Mylan knows or should know that the commercial offer for sale and sale of Mylan's proposed Cyclosporine Ophthalmic Emulsion, 0.05% product described in ANDA No. 205894, will constitute an act of induced infringement and will contribute to actual infringement of the '930 Patent.

731. On information and belief, Mylan knows or should know that its proposed generic Cyclosporine Ophthalmic Emulsion, 0.05% product described in ANDA No. 205894 will be especially made for or especially adapted for an infringement of the '930 Patent, and is not a staple article or commodity of commerce suitable for substantial non-infringing use, and that its

commercial manufacture, use, offer for sale, sale, and/or importation of its proposed generic Cyclosporine Ophthalmic Emulsion, 0.05% product described in ANDA No. 205894 will actively contribute to the actual infringement of the '930 Patent.

732. The commercial manufacture, use, offer for sale, sale, and/or importation of Mylan's proposed generic Cyclosporine Ophthalmic Emulsion, 0.05% product described in ANDA No. 205894 in violation of Allergan's patent rights will cause harm to Allergan for which damages are inadequate.

**Count LI**  
**(Declaratory Judgment of Infringement of the '930 Patent Under 35 U.S.C. § 271(a) by Mylan)**

733. Allergan incorporates each of the preceding paragraphs as if fully set forth herein.

734. These claims arise under the Declaratory Judgment Act, 28 U.S.C. §§ 2201 and 2202.

735. There is an actual case or controversy such that the Court may entertain Allergan's request for declaratory relief consistent with Article III of the United States Constitution, and that actual case or controversy requires a declaration of rights by this Court.

736. The commercial manufacture, use, offer for sale, sale, and/or importation of Mylan's proposed generic Cyclosporine Ophthalmic Emulsion, 0.05% product described in ANDA No. 205894 will constitute an act of direct infringement of one or more claims of the '930 Patent.

737. On information and belief, Mylan will engage in the commercial manufacture, use, offer for sale, sale, and/or importation of Mylan's proposed generic Cyclosporine Ophthalmic Emulsion, 0.05% product described in ANDA No. 205894 immediately and imminently upon approval of ANDA No. 205894.

738. The foregoing actions by Mylan will constitute infringement of the '930 Patent.

739. Mylan will commit those acts of infringement without license or authorization.

740. Allergan is entitled to a declaratory judgment that future commercial manufacture, use, offer for sale, sale, and/or importation of Mylan's proposed generic Cyclosporine Ophthalmic Emulsion, 0.05% product described in ANDA No. 205894 by Mylan will infringe the '930 Patent.

741. Unless Mylan is enjoined from infringing the '930 Patent, Allergan will suffer irreparable injury for which damages are an inadequate remedy.

**Count LII**  
**(Declaratory Judgment of Infringement of the '930 Patent Under 35 U.S.C. § 271(b) and (c) by Mylan's Proposed Generic Cyclosporine Ophthalmic Emulsion, 0.05%)**

742. Allergan incorporates each of the preceding paragraphs as if fully set forth herein.

743. These claims arise under the Declaratory Judgment Act, 28 U.S.C. §§ 2201 and 2202.

744. There is an actual case or controversy such that the Court may entertain Allergan's request for declaratory relief consistent with Article III of the United States Constitution, and that actual case or controversy requires a declaration of rights by this Court.

745. Mylan has actual knowledge of the '930 Patent.

746. On information and belief, Mylan became aware of the '930 Patent no later than the date on which that patent was listed in the Orange Book.

747. On information and belief, Mylan has acted with full knowledge of the '930 Patent and without a reasonable basis for believing that it would not be liable for actively inducing or contributing to the infringement of the '930 Patent.

748. The commercial manufacture, use, sale, offer for sale, and/or importation of Mylan's proposed generic Cyclosporine Ophthalmic Emulsion, 0.05% product described in ANDA No. 205894 will induce the actual infringement of the '930 Patent.

749. On information and belief, Mylan knows or should know that its commercial manufacture, use, sale, offer for sale, and/or importation of its proposed generic Cyclosporine Ophthalmic Emulsion, 0.05% product described in ANDA No. 205894 will actively induce the actual infringement of the '930 Patent.

750. On information and belief, Mylan will encourage another's infringement of the '930 Patent by and through the commercial manufacture, use, sale, offer for sale, and/or importation of its proposed generic Cyclosporine Ophthalmic Emulsion, 0.05% product described in ANDA No. 205894, which is covered by certain claims of the '930 Patent.

751. Mylan's acts of infringement will be done with knowledge of the '930 Patent and with the intent to encourage infringement.

752. The foregoing actions by Mylan will constitute active inducement of infringement of the '930 Patent.

753. On information and belief, Mylan knows or should know that its proposed generic Cyclosporine Ophthalmic Emulsion, 0.05% product described in ANDA No. 205894 will be especially made or especially adapted for use in an infringement of the '930 Patent, and is not a staple article or commodity of commerce suitable for substantial non-infringing use.

754. The commercial manufacture, use, sale, offer for sale, and/or importation of Mylan's proposed generic Cyclosporine Ophthalmic Emulsion, 0.05% product described in ANDA No. 205894 will contribute to the actual infringement of the '930 Patent.



755. On information and belief, Mylan knows or should know that its offer for sale, sale, and/or importation of its proposed generic Cyclosporine Ophthalmic Emulsion, 0.05% product described in ANDA No. 205894 will contribute to the actual infringement of the ‘930 Patent.

756. The foregoing actions by Mylan will constitute contributory infringement of the ‘930 Patent.

757. On information and belief, Mylan intends to, and will, actively induce and contribute to the infringement of the ‘930 Patent when ANDA No. 205894 is approved, and plan and intend to, and will, do so immediately and imminently upon approval.

758. Allergan is entitled to a declaratory judgment that future commercial manufacture, use, offer for sale, sale, and/or importation of Mylan’s proposed generic Cyclosporine Ophthalmic Emulsion, 0.05% product described in ANDA No. 205894 by Mylan will induce and/or contribute to the infringement of the ‘930 Patent.

759. The commercial manufacture, use, offer for sale, sale and/or importation of Mylan’s proposed generic Cyclosporine Ophthalmic Emulsion, 0.05% product described in ANDA No. 205894, which will actively induce and/or contribute to infringement of the ‘930 Patent, in violation of Allergan’s patent rights, will cause harm to Allergan for which damages are inadequate.

760. Unless Mylan is enjoined from actively inducing and contributing to the infringement of the ‘930 Patent, Allergan will suffer irreparable injury for which damages are an inadequate remedy.

761. On information and belief, despite having actual notice of the ‘930 Patent, Mylan continues to willfully, wantonly, and deliberately prepare to actively induce and/or contribute to

infringement of the '930 Patent in disregard of Allergan's rights, making this case exceptional and entitling Allergan to reasonable attorneys' fees pursuant to 35 U.S.C. § 285.

**Jury Trial Demand**

Pursuant to Federal Rule of Civil Procedure 38(b), Allergan hereby demands a trial by jury of all issues so triable.

**Prayer for Relief**

Allergan respectfully prays for the following relief:

1. A finding that the '111, '162, '556, '048, and '930 Patents are valid and enforceable;
2. That a judgment be entered that Teva has infringed the '111, '162, '556, '048, and '930 Patents under 35 U.S.C. § 271(e)(2)(A) by submitting an ANDA under Section 505(j) of the FDCA;
3. That a declaration be issued under 28 U.S.C. § 2201 that if Teva, its officers, agents, servants, employees, licensees, representatives, and attorneys, and all other persons acting or attempting to act in active concert or participation with them or acting on their behalf engage in the commercial manufacture, use, offer for sale, sale and/or importation of Teva's proposed generic Cyclosporine Ophthalmic Emulsion, 0.05% product described in ANDA No. 203880, it will constitute an act of infringement of the '111, '556, and '930 Patents under 35 U.S.C. § 271(a), (b), and (c);
4. That a declaration be issued under 28 U.S.C. § 2201 that if Teva, its officers, agents, servants, employees, licensees, representatives, and attorneys, and all other persons acting or attempting to act in active concert or participation with them or acting on their behalf engage in the commercial manufacture, use, offer for sale, sale and/or importation of Teva's

proposed generic Cyclosporine Ophthalmic Emulsion, 0.05% product described in ANDA No. 203880, it will constitute an act of infringement of the '162 and '048 Patents under 35 U.S.C. § 271(b) and (c);

5. That an order be issued under 35 U.S.C. § 271(e)(4)(A) that the effective date of any FDA approval of Teva's ANDA shall be a date which is not earlier than the latest expiration date of the '111, '162, '556, '048, and '930 Patents, including any extensions or periods of exclusivity;

6. That an injunction be issued under 35 U.S.C. § 271(e)(4)(B) permanently enjoining Teva, its officers, agents, servants, employees, licensees, representatives, and attorneys, and all other persons acting or attempting to act in active concert or participation with it or acting on its behalf, from engaging in the commercial manufacture, use, offer to sell, or sale within the United States, or importation into the United States, of any drug product covered by the '111, '162, '556, '048, and '930 Patents;

7. If Teva attempts to engage in the commercial manufacture, use, offer to sell, sale, or importation of Teva's generic product disclosed in its ANDA prior to the expiration of the '111, '162, '556, '048, and '930 Patents, including any extensions or periods of exclusivity, a preliminary injunction be entered enjoining such conduct;

8. If Teva attempts to engage in the commercial manufacture, use, offer to sell, sale, or importation of Teva's generic product disclosed in its ANDA prior to the expiration of the '111, '162, '556, '048, and '930 Patents, including any extensions or periods of exclusivity, judgment awarding Allergan damages resulting from such infringement under 35 U.S.C. § 271(e)(4)(C), increased to treble the amount found or assessed together with interest pursuant to 35 U.S.C. § 284;

9. That a judgment be entered that Apotex has infringed the '111, '162, '556, '048, and '930 Patents under 35 U.S.C. § 271(e)(2)(A) by submitting an ANDA under Section 505(j) of the FDCA;

10. That a declaration be issued under 28 U.S.C. § 2201 that if Apotex, its officers, agents, servants, employees, licensees, representatives, and attorneys, and all other persons acting or attempting to act in active concert or participation with them or acting on their behalf engage in the commercial manufacture, use, offer for sale, sale and/or importation of Apotex's proposed generic Cyclosporine Ophthalmic Emulsion, 0.05% product described in ANDA No. 207606, it will constitute an act of infringement of the '111, '556, and '930 Patents under 35 U.S.C. § 271(a), (b), and (c);

11. That a declaration be issued under 28 U.S.C. § 2201 that if Apotex, its officers, agents, servants, employees, licensees, representatives, and attorneys, and all other persons acting or attempting to act in active concert or participation with them or acting on their behalf engage in the commercial manufacture, use, offer for sale, sale and/or importation of Apotex's proposed generic Cyclosporine Ophthalmic Emulsion, 0.05% product described in ANDA No. 207606, it will constitute an act of infringement of the '162 and '048 Patents under 35 U.S.C. § 271(b) and (c);

12. That an order be issued under 35 U.S.C. § 271(e)(4)(A) that the effective date of any FDA approval of Apotex's ANDA shall be a date which is not earlier than the latest expiration date of the '111, '162, '556, '048, and '930 Patents, including any extensions or periods of exclusivity;

13. That an injunction be issued under 35 U.S.C. § 271(e)(4)(B) permanently enjoining Apotex, its officers, agents, servants, employees, licensees, representatives, and

attorneys, and all other persons acting or attempting to act in active concert or participation with it or acting on its behalf, from engaging in the commercial manufacture, use, offer to sell, or sale within the United States, or importation into the United States, of any drug product covered by the '111, '162, '556, '048, and '930 Patents;

14. If Apotex attempts to engage in the commercial manufacture, use, offer to sell, sale, or importation of Apotex's generic product disclosed in its ANDA prior to the expiration of the '111, '162, '556, '048, and '930 Patents, including any extensions or periods of exclusivity, a preliminary injunction be entered enjoining such conduct;

15. If Apotex attempts to engage in the commercial manufacture, use, offer to sell, sale, or importation of Apotex's generic product disclosed in its ANDA prior to the expiration of the '111, '162, '556, '048, and '930 Patents, including any extensions or periods of exclusivity, judgment awarding Allergan damages resulting from such infringement under 35 U.S.C. § 271(e)(4)(C), increased to treble the amount found or assessed together with interest pursuant to 35 U.S.C. § 284;

16. That a judgment be entered that Akorn has infringed the '111, '162, '556, '048, and '930 Patents under 35 U.S.C. § 271(e)(2)(A) by submitting an ANDA under Section 505(j) of the FDCA.

17. That a declaration be issued under 28 U.S.C. § 2201 that if Akorn, its officers, agents, servants, employees, licensees, representatives, and attorneys, and all other persons acting or attempting to act in active concert or participation with them or acting on their behalf engage in the commercial manufacture, use, offer for sale, sale and/or importation of Akorn's proposed generic Cyclosporine Ophthalmic Emulsion, 0.05% product described in ANDA No.

204561, it will constitute an act of infringement of the '111, '556, and '930 Patents under 35 U.S.C. § 271(a), (b), and (c);

18. That a declaration be issued under 28 U.S.C. § 2201 that if Akorn, its officers, agents, servants, employees, licensees, representatives, and attorneys, and all other persons acting or attempting to act in active concert or participation with them or acting on their behalf engage in the commercial manufacture, use, offer for sale, sale and/or importation of Akorn's proposed generic Cyclosporine Ophthalmic Emulsion, 0.05% product described in ANDA No. 204561, it will constitute an act of infringement of the '162 and '048 Patents under 35 U.S.C. § 271(b) and (c);

19. That an order be issued under 35 U.S.C. § 271(e)(4)(A) that the effective date of any FDA approval of Akorn's ANDA shall be a date which is not earlier than the latest expiration date of the '111, '162, '556, '048, and '930 Patents, including any extensions or periods of exclusivity;

20. That an injunction be issued under 35 U.S.C. § 271(e)(4)(B) permanently enjoining Akorn, its officers, agents, servants, employees, licensees, representatives, and attorneys, and all other persons acting or attempting to act in active concert or participation with it or acting on its behalf, from engaging in the commercial manufacture, use, offer to sell, or sale within the United States, or importation into the United States, of any drug product covered by the '111, '162, '556, '048, and '930 Patents;

21. If Akorn attempts to engage in the commercial manufacture, use, offer to sell, sale, or importation of Akorn's generic product disclosed in its ANDA prior to the expiration of the '111, '162, '556, '048, and '930 Patents, including any extensions or periods of exclusivity, a preliminary injunction be entered enjoining such conduct;

22. If Akorn attempts to engage in the commercial manufacture, use, offer to sell, sale, or importation of Akorn's generic product disclosed in its ANDA prior to the expiration of the '111, '162, '556, '048, and '930 Patents, including any extensions or periods of exclusivity, judgment awarding Allergan damages resulting from such infringement under 35 U.S.C. § 271(e)(4)(C), increased to treble the amount found or assessed together with interest pursuant to 35 U.S.C. § 284;

23. That a judgment be entered that Mylan has infringed the '111, '162, '556, '048, and '930 Patents under 35 U.S.C. § 271(e)(2)(A) by submitting an ANDA under Section 505(j) of the FDCA;

24. That a declaration be issued under 28 U.S.C. § 2201 that if Mylan, its officers, agents, servants, employees, licensees, representatives, and attorneys, and all other persons acting or attempting to act in active concert or participation with them or acting on their behalf engage in the commercial manufacture, use, offer for sale, sale and/or importation of Mylan proposed generic Cyclosporine Ophthalmic Emulsion, 0.05% product described in ANDA No. 205894, it will constitute an act of infringement of the '111, '556, and '930 Patents under 35 U.S.C. § 271(a), (b), and (c);

25. That a declaration be issued under 28 U.S.C. § 2201 that if Mylan, its officers, agents, servants, employees, licensees, representatives, and attorneys, and all other persons acting or attempting to act in active concert or participation with them or acting on their behalf engage in the commercial manufacture, use, offer for sale, sale and/or importation of Mylan proposed generic Cyclosporine Ophthalmic Emulsion, 0.05% product described in ANDA No. 205894, it will constitute an act of infringement of the '162 and '048 Patents under 35 U.S.C. § 271(b) and (c);

26. That an order be issued under 35 U.S.C. § 271(e)(4)(A) that the effective date of any FDA approval of Mylan's ANDA shall be a date which is not earlier than the latest expiration date of the '111, '162, '556, '048, and '930 Patents, including any extensions or periods of exclusivity;

27. That an injunction be issued under 35 U.S.C. § 271(e)(4)(B) permanently enjoining Mylan, its officers, agents, servants, employees, licensees, representatives, and attorneys, and all other persons acting or attempting to act in active concert or participation with it or acting on its behalf, from engaging in the commercial manufacture, use, offer to sell, or sale within the United States, or importation into the United States, of any drug product covered by the '111, '162, '556, '048, and '930 Patents;

28. If Mylan attempts to engage in the commercial manufacture, use, offer to sell, sale, or importation of Mylan's generic product disclosed in its ANDA prior to the expiration of the '111, '162, '556, '048, and '930 Patents, including any extensions or periods of exclusivity, a preliminary injunction be entered enjoining such conduct;

29. If Mylan attempts to engage in the commercial manufacture, use, offer to sell, sale, or importation of Mylan's generic product disclosed in its ANDA prior to the expiration of the '111, '162, '556, '048, and '930 Patents, including any extensions or periods of exclusivity, judgment awarding Allergan damages resulting from such infringement under 35 U.S.C. § 271(e)(4)(C), increased to treble the amount found or assessed together with interest pursuant to 35 U.S.C. § 284;

30. An accounting for any infringing sales not presented at trial and an award by the Court of any additional damages for any such infringing sales;



31. A finding that this action for infringement is an exceptional case under 35 U.S.C. § 285, and that Allergan be awarded reasonable attorneys' fees and costs; and

32. An award of any such other and further relief as the Court may deem just and proper.

Dated: August 24th, 2015

Respectfully submitted,

**FISH & RICHARDSON P.C.**

By: /s/ Jonathan E. Singer by permission  
Wesley Hill

Jonathan E. Singer (MN Bar No. 283459)

LEAD ATTORNEY

singer@fr.com

Deanna J. Reichel (MN Bar No. 0326513)

reichel@fr.com

Joseph A. Herriges (MN Bar No. 390350  
*admission to E.D. Tex. Pending*)

herriges@fr.com

60 South Sixth Street, #3200

Minneapolis, MN 55402

Telephone: (612) 335-5070

Facsimile: (612) 288-9696

Juanita R. Brooks (CA Bar No. 75934)

brooks@fr.com

12390 El Camino Real

San Diego, CA 92130

Telephone: 858-678-5070

Facsimile: 858-678-5099

Douglas E. McCann (DE Bar No. 3852)

dmccann@fr.com

Susan M. Coletti (DE Bar No. 4690)

coletti@fr.com

222 Delaware Avenue, 17<sup>th</sup> Floor

Wilmington, DE 19801

Telephone: (302) 652-5070

Facsimile: (302) 652-0607

T. John Ward, Jr.  
State Bar No. 00794818  
E-mail: jw@wsfirm.com  
Wesley Hill  
State Bar No. 24032294  
E-mail: wh@wsfirm.com  
Claire Abernathy Henry  
State Bar No. 24053063  
E-mail: claire@wsfirm.com  
WARD, SMITH & HILL, PLLC  
1127 Judson Rd., Suite 220  
Longview, Texas 75601  
Telephone: (903) 757-6400  
Facsimile: (903) 757-2323

**COUNSEL FOR PLAINTIFF  
ALLERGAN, INC.**

**CERTIFICATE OF SERVICE**

I hereby certify that a copy of the foregoing document was filed electronically in compliance with Local Rule CV-5(a). Therefore, this document was served on all counsel who are deemed to have consented to electronic service. Local Rule CV-5(a)(3)(A). Pursuant to Fed. R. Civ. P. 5(d) and Local Rule CV-5(d) and (e), all other counsel of record not deemed to have consented to electronic service were served with a true and correct copy of the foregoing by email on this the 24th day of August, 2015.

/s/ Wesley Hill  
\_\_\_\_\_  
Wesley Hill

## CIVIL COVER SHEET

The JS 44 civil cover sheet and the information contained herein neither replace nor supplement the filing and service of pleadings or other papers as required by law, except as provided by local rules of court. This form, approved by the Judicial Conference of the United States in September 1974, is required for the use of the Clerk of Court for the purpose of initiating the civil docket sheet. (SEE INSTRUCTIONS ON NEXT PAGE OF THIS FORM.)

**I. (a) PLAINTIFFS**

Allergan, Inc.,

(b) County of Residence of First Listed Plaintiff \_\_\_\_\_  
(EXCEPT IN U.S. PLAINTIFF CASES)

(c) Attorneys (Firm Name, Address, and Telephone Number)

Jonathan E. Singer, Fish & Richardson P.C., 60 S. 6th Street, Suite  
3200, Minneapolis, MN 55402, Tel: (612) 335-5070

**DEFENDANTS**

TEVA PHARMACEUTICALS USA, INC., TEVA PHARMACEUTICAL  
INDUSTRIES LTD., APOTEX, INC., APOTEX CORP., AKORN, INC.,  
MYLAN PHARMACEUTICALS, INC., and MYLAN, INC.

County of Residence of First Listed Defendant \_\_\_\_\_  
(IN U.S. PLAINTIFF CASES ONLY)

NOTE: IN LAND CONDEMNATION CASES, USE THE LOCATION OF  
THE TRACT OF LAND INVOLVED.

Attorneys (If Known)

**II. BASIS OF JURISDICTION** (Place an "X" in One Box Only)

- ☐ 1 U.S. Government Plaintiff
- ☒ 3 Federal Question  
(U.S. Government Not a Party)
- ☐ 2 U.S. Government Defendant
- ☐ 4 Diversity  
(Indicate Citizenship of Parties in Item III)

**III. CITIZENSHIP OF PRINCIPAL PARTIES** (Place an "X" in One Box for Plaintiff and One Box for Defendant)

- |   | PTF                        | DEF                        |   | PTF                        | DEF                        |
|---|----------------------------|----------------------------|---|----------------------------|----------------------------|
| Citizen of This State                   | <input type="checkbox"/> 1 | <input type="checkbox"/> 1 | Incorporated or Principal Place of Business In This State     | <input type="checkbox"/> 4 | <input type="checkbox"/> 4 |
| Citizen of Another State                | <input type="checkbox"/> 2 | <input type="checkbox"/> 2 | Incorporated and Principal Place of Business In Another State | <input type="checkbox"/> 5 | <input type="checkbox"/> 5 |
| Citizen or Subject of a Foreign Country | <input type="checkbox"/> 3 | <input type="checkbox"/> 3 | Foreign Nation  | <input type="checkbox"/> 6 | <input type="checkbox"/> 6 |

**IV. NATURE OF SUIT** (Place an "X" in One Box Only)

| CONTRACT  | TORTS   | FORFEITURE/PENALTY  | BANKRUPTCY   | OTHER STATUTES   |
|---|---|---|--|--|
| <input type="checkbox"/> 110 Insurance<br><input type="checkbox"/> 120 Marine<br><input type="checkbox"/> 130 Miller Act<br><input type="checkbox"/> 140 Negotiable Instrument<br><input type="checkbox"/> 150 Recovery of Overpayment & Enforcement of Judgment<br><input type="checkbox"/> 151 Medicare Act<br><input type="checkbox"/> 152 Recovery of Defaulted Student Loans (Excludes Veterans)<br><input type="checkbox"/> 153 Recovery of Overpayment of Veteran's Benefits<br><input type="checkbox"/> 160 Stockholders' Suits<br><input type="checkbox"/> 190 Other Contract<br><input type="checkbox"/> 195 Contract Product Liability<br><input type="checkbox"/> 196 Franchise | <b>PERSONAL INJURY</b><br><input type="checkbox"/> 310 Airplane<br><input type="checkbox"/> 315 Airplane Product Liability<br><input type="checkbox"/> 320 Assault, Libel & Slander<br><input type="checkbox"/> 330 Federal Employers' Liability<br><input type="checkbox"/> 340 Marine<br><input type="checkbox"/> 345 Marine Product Liability<br><input type="checkbox"/> 350 Motor Vehicle<br><input type="checkbox"/> 355 Motor Vehicle Product Liability<br><input type="checkbox"/> 360 Other Personal Injury<br><input type="checkbox"/> 362 Personal Injury - Medical Malpractice<br><b>PERSONAL INJURY</b><br><input type="checkbox"/> 365 Personal Injury - Product Liability<br><input type="checkbox"/> 367 Health Care/ Pharmaceutical Personal Injury Product Liability<br><input type="checkbox"/> 368 Asbestos Personal Injury Product Liability<br><b>PERSONAL PROPERTY</b><br><input type="checkbox"/> 370 Other Fraud<br><input type="checkbox"/> 371 Truth in Lending<br><input type="checkbox"/> 380 Other Personal Property Damage<br><input type="checkbox"/> 385 Property Damage Product Liability | <input type="checkbox"/> 625 Drug Related Seizure of Property 21 USC 881<br><input type="checkbox"/> 690 Other<br><b>LABOR</b><br><input type="checkbox"/> 710 Fair Labor Standards Act<br><input type="checkbox"/> 720 Labor/Management Relations<br><input type="checkbox"/> 740 Railway Labor Act<br><input type="checkbox"/> 751 Family and Medical Leave Act<br><input type="checkbox"/> 790 Other Labor Litigation<br><input type="checkbox"/> 791 Employee Retirement Income Security Act<br><b>IMMIGRATION</b><br><input type="checkbox"/> 462 Naturalization Application<br><input type="checkbox"/> 465 Other Immigration Actions | <input type="checkbox"/> 422 Appeal 28 USC 158<br><input type="checkbox"/> 423 Withdrawal 28 USC 157<br><b>PROPERTY RIGHTS</b><br><input type="checkbox"/> 820 Copyrights<br><input checked="" type="checkbox"/> 830 Patent<br><input type="checkbox"/> 840 Trademark<br><b>SOCIAL SECURITY</b><br><input type="checkbox"/> 861 HIA (1395ff)<br><input type="checkbox"/> 862 Black Lung (923)<br><input type="checkbox"/> 863 DIWC/DIWW (405(g))<br><input type="checkbox"/> 864 SSID Title XVI<br><input type="checkbox"/> 865 RSI (405(g))<br><b>FEDERAL TAX SUITS</b><br><input type="checkbox"/> 870 Taxes (U.S. Plaintiff or Defendant)<br><input type="checkbox"/> 871 IRS—Third Party 26 USC 7609 | <input type="checkbox"/> 375 False Claims Act<br><input type="checkbox"/> 400 State Reapportionment<br><input type="checkbox"/> 410 Antitrust<br><input type="checkbox"/> 430 Banks and Banking<br><input type="checkbox"/> 450 Commerce<br><input type="checkbox"/> 460 Deportation<br><input type="checkbox"/> 470 Racketeer Influenced and Corrupt Organizations<br><input type="checkbox"/> 480 Consumer Credit<br><input type="checkbox"/> 490 Cable/Sat TV<br><input type="checkbox"/> 850 Securities/Commodities/Exchange<br><input type="checkbox"/> 890 Other Statutory Actions<br><input type="checkbox"/> 891 Agricultural Acts<br><input type="checkbox"/> 893 Environmental Matters<br><input type="checkbox"/> 895 Freedom of Information Act<br><input type="checkbox"/> 896 Arbitration<br><input type="checkbox"/> 899 Administrative Procedure Act/Review or Appeal of Agency Decision<br><input type="checkbox"/> 950 Constitutionality of State Statutes |
| <b>REAL PROPERTY</b><br><input type="checkbox"/> 210 Land Condemnation<br><input type="checkbox"/> 220 Foreclosure<br><input type="checkbox"/> 230 Rent Lease & Ejectment<br><input type="checkbox"/> 240 Torts to Land<br><input type="checkbox"/> 245 Tort Product Liability<br><input type="checkbox"/> 290 All Other Real Property  | <b>CIVIL RIGHTS</b><br><input type="checkbox"/> 440 Other Civil Rights<br><input type="checkbox"/> 441 Voting<br><input type="checkbox"/> 442 Employment<br><input type="checkbox"/> 443 Housing/Accommodations<br><input type="checkbox"/> 445 Amer. w/Disabilities - Employment<br><input type="checkbox"/> 446 Amer. w/Disabilities - Other<br><input type="checkbox"/> 448 Education<br><b>PRISONER PETITIONS</b><br><b>Habeas Corpus:</b><br><input type="checkbox"/> 463 Alien Detainee<br><input type="checkbox"/> 510 Motions to Vacate Sentence<br><input type="checkbox"/> 530 General<br><input type="checkbox"/> 535 Death Penalty<br><b>Other:</b><br><input type="checkbox"/> 540 Mandamus & Other<br><input type="checkbox"/> 550 Civil Rights<br><input type="checkbox"/> 555 Prison Condition<br><input type="checkbox"/> 560 Civil Detainee - Conditions of Confinement   |   |  |  |

**V. ORIGIN** (Place an "X" in One Box Only)

- ☐ 1 Original Proceeding    ☐ 2 Removed from State Court    ☐ 3 Remanded from Appellate Court    ☐ 4 Reinstated or Reopened    ☐ 5 Transferred from Another District (specify)    ☐ 6 Multidistrict Litigation

**VI. CAUSE OF ACTION**

Cite the U.S. Civil Statute under which you are filing (Do not cite jurisdictional statutes unless diversity):

35 U.S.C. Sec. 271

Brief description of cause:

Patent Infringement

**VII. REQUESTED IN COMPLAINT:**

☐ CHECK IF THIS IS A CLASS ACTION UNDER RULE 23, F.R.Cv.P.    DEMAND \$

CHECK YES only if demanded in complaint:

JURY DEMAND: ☒ Yes    ☐ No

**VIII. RELATED CASE(S) IF ANY**

(See instructions):

JUDGE Honorable Rodney Gilstrap

DOCKET NUMBER 2:14-cv-188; 2:14-cv-638

DATE

08/24/2015

SIGNATURE OF ATTORNEY OF RECORD

/s/ Jonathan E. Singer by permission Wesley Hill

FOR OFFICE USE ONLY

RECEIPT #

AMOUNT

APPLYING IFP

JUDGE

MAG. JUDGE

# Exhibit 1

(12) **United States Patent**  
**Acheampong et al.**

(10) **Patent No.:** **US 8,629,111 B2**  
(45) **Date of Patent:** **Jan. 14, 2014**

(54) **METHODS OF PROVIDING THERAPEUTIC EFFECTS USING CYCLOSPORIN COMPONENTS**

(71) Applicant: **Allergan, Inc.**, Irvine, CA (US)

(72) Inventors: **Andrew Acheampong**, Irvine, CA (US);  
**Diane D. Tang-Liu**, Las Vegas, NV (US); **James N. Chang**, Newport Beach, CA (US); **David F. Power**, Hubert, NC (US)

(73) Assignee: **Allergan, Inc.**, Irvine, CA (US)

(\*) Notice: Subject to any disclaimer, the term of this patent is extended or adjusted under 35 U.S.C. 154(b) by 0 days.

(21) Appl. No.: **13/967,163**

(22) Filed: **Aug. 14, 2013**

(65) **Prior Publication Data**

US 2013/0331339 A1 Dec. 12, 2013

**Related U.S. Application Data**

(63) Continuation of application No. 13/961,828, filed on Aug. 7, 2013, which is a continuation of application No. 11/897,177, filed on Aug. 28, 2007, and a continuation of application No. 10/927,857, filed on Aug. 27, 2004, now abandoned.

(60) Provisional application No. 60/503,137, filed on Sep. 15, 2003.

(51) **Int. Cl.**  
**A61K 38/13** (2006.01)

(52) **U.S. Cl.**  
USPC ..... **514/20.5**

(58) **Field of Classification Search**  
None  
See application file for complete search history.

(56) **References Cited**

**U.S. PATENT DOCUMENTS**

3,278,447 A 10/1966 McNicholas  
4,388,229 A 6/1983 Fu  
4,388,307 A 6/1983 Cavanak  
4,614,736 A 9/1986 Delevallee et al.  
4,649,047 A 3/1987 Kaswan  
4,764,503 A 8/1988 Wenger  
4,814,323 A 3/1989 Andrieu et al.  
4,839,342 A 6/1989 Kaswan  
4,970,076 A 11/1990 Horrobin  
4,990,337 A 2/1991 Kurihara et al.  
4,996,193 A 2/1991 Hewitt et al.  
5,047,396 A 9/1991 Orban et al.  
5,051,402 A 9/1991 Kurihara et al.  
5,053,000 A 10/1991 Booth et al.  
5,286,730 A 2/1994 Caufield et al.  
5,286,731 A 2/1994 Caufield et al.  
5,294,604 A 3/1994 Nussenblatt et al.  
5,296,158 A 3/1994 MacGill et al.  
5,342,625 A 8/1994 Hauer et al.  
5,368,854 A 11/1994 Rennick

5,411,952 A 5/1995 Kaswan  
5,424,078 A 6/1995 Dziabo  
5,474,919 A 12/1995 Chartrain et al.  
5,474,979 A 12/1995 Ding et al.  
5,504,068 A 4/1996 Komiya et al.  
5,540,931 A 7/1996 Hewitt et al.  
5,543,393 A 8/1996 Kim et al.  
5,589,455 A 12/1996 Woo  
5,591,971 A 1/1997 Shahar et al.  
5,614,491 A 3/1997 Walch et al.  
5,639,724 A 6/1997 Cavanak  
5,652,212 A 7/1997 Cavanak et al.  
5,719,123 A 2/1998 Morley et al.  
5,739,105 A 4/1998 Kim et al.  
5,753,166 A 5/1998 Dalton et al.  
5,766,629 A 6/1998 Cho et al.  
5,798,333 A 8/1998 Sherman  
5,807,820 A 9/1998 Elias et al.  
5,827,822 A 10/1998 Floch'h et al.  
5,827,862 A 10/1998 Yamamura  
5,834,017 A 11/1998 Cho et al.  
5,843,452 A 12/1998 Wiedmann et al.  
5,843,891 A 12/1998 Sherman  
5,858,401 A 1/1999 Bhalani et al.  
5,866,159 A 2/1999 Hauer et al.  
5,891,846 A 4/1999 Ishida et al.  
5,916,589 A 6/1999 Hauer et al.  
5,929,030 A 7/1999 Hamied et al.

(Continued)

**FOREIGN PATENT DOCUMENTS**

DE 19810655 9/1999  
EP 0471293 2/1992

(Continued)

**OTHER PUBLICATIONS**

Abdulrazik, M. et al, Ocular Delivery of Cyclosporin A II. Effect of Submicron Emulsion's Surface Charge on Ocular Distribution of Topical Cyclosporin A, S.T.P. Pharma Sciences, Dec. 2001, 427-432, 11(6).

Acheampong, Andrew et al, Cyclosporine Distribution into the Conjunctiva, Cornea, Lacrimal Gland and Systemic Blood Following Topical Dosing of Cyclosporine to Rabbit, Dog and Human eyes, 1996, 179.

Acheampong, Andrew et al, Cyclosporine Distribution Into the Conjunctiva, Cornea, Lacrimal Gland, and Systemic Blood Following Topical Dosing of Cyclosporine to Rabbit, Dog, and Human Eyes, Adv. Exp. Med. Biol., 1998, 1001-1004, 438.

Acheampong, Andrew et al, Distribution of Cyclosporin A in Ocular Tissues After Topical Administration to Albino Rabbits and Beagle Dogs, Current Eye Research, 1999, 91-103, 18(2).

(Continued)

*Primary Examiner* — Marcela M Cordero Garcia  
(74) *Attorney, Agent, or Firm* — Laura L. Wine; Joel B. German; Debra D. Condino

(57) **ABSTRACT**

Methods of treating an eye of a human or animal include administering to an eye of a human or animal a composition in the form of an emulsion including water, a hydrophobic component and a cyclosporin component in a therapeutically effective amount of less than 0.1% by weight of the composition. The weight ratio of the cyclosporin component to the hydrophobic component is less than 0.8.

**27 Claims, No Drawings**



## US 8,629,111 B2

Page 2

(56)

## References Cited

## U.S. PATENT DOCUMENTS

5,951,971 A 9/1999 Kawashima et al.  
 5,962,014 A 10/1999 Hauer et al.  
 5,962,017 A 10/1999 Hauer et al.  
 5,962,019 A 10/1999 Cho et al.  
 5,977,066 A 11/1999 Cavanak  
 5,981,479 A 11/1999 Ko et al.  
 5,981,607 A 11/1999 Ding et al.  
 5,998,365 A 12/1999 Sherman  
 6,004,566 A 12/1999 Friedman et al.  
 6,007,840 A 12/1999 Hauer et al.  
 6,008,191 A 12/1999 Singh  
 6,008,192 A 12/1999 Al-Razzak et al.  
 6,022,852 A 2/2000 Klokke et al.  
 6,024,978 A 2/2000 Hauer et al.  
 6,046,163 A 4/2000 Stuchlik et al.  
 6,057,289 A 5/2000 Mulye  
 6,159,933 A 12/2000 Sherman  
 6,197,335 B1 3/2001 Sherman  
 6,254,860 B1 7/2001 Garst  
 6,254,885 B1 7/2001 Cho et al.  
 6,267,985 B1 7/2001 Chen et al.  
 6,284,268 B1 9/2001 Mishra et al.  
 6,294,192 B1 9/2001 Patel et al.  
 6,306,825 B1 10/2001 Cavanak  
 6,323,204 B1 11/2001 Burke  
 6,346,511 B1 2/2002 Singh et al.  
 6,350,442 B2 2/2002 Garst  
 6,413,547 B1 7/2002 Bennett et al.  
 6,420,355 B2 7/2002 Richter et al.  
 6,468,968 B2 10/2002 Cavanak et al.  
 6,475,519 B1 11/2002 Meinzer et al.  
 6,486,124 B2 11/2002 Olbrich et al.  
 6,544,953 B2 4/2003 Tsuzuki et al.  
 6,555,526 B2 4/2003 Matsuo  
 6,562,873 B2 5/2003 Olejnik et al.  
 6,569,463 B2 5/2003 Patel et al.  
 6,582,718 B2 6/2003 Kawashima  
 6,656,460 B2 12/2003 Benita et al.  
 6,872,705 B2 3/2005 Lyons  
 6,984,628 B2\* 1/2006 Bakhit et al. 514/20.8  
 7,202,209 B2 4/2007 Chang  
 7,276,476 B2 10/2007 Chang et al.  
 7,288,520 B2 10/2007 Chang et al.  
 7,297,679 B2 11/2007 Chang  
 7,501,393 B2 3/2009 Tien et al.  
 8,211,855 B2 7/2012 Chang et al.  
 8,288,348 B2 10/2012 Chang et al.  
 2001/0003589 A1 6/2001 Neuer et al.  
 2001/0014665 A1 8/2001 Fischer et al.  
 2001/0036449 A1 11/2001 Garst  
 2002/0012680 A1 1/2002 Patel et al.  
 2002/0013272 A1 1/2002 Cavanak et al.  
 2002/0016290 A1 2/2002 Floc'h et al.  
 2002/0016292 A1 2/2002 Richter et al.  
 2002/0025927 A1 2/2002 Olbrich et al.  
 2002/0045601 A1 4/2002 Kawashima  
 2002/0107183 A1 8/2002 Petszulat et al.  
 2002/0119190 A1 8/2002 Meinzer et al.  
 2002/0165134 A1 11/2002 Richter et al.  
 2003/0021816 A1 1/2003 Kang et al.  
 2003/0044452 A1 3/2003 Ueno  
 2003/0055028 A1 3/2003 Stergiopoulos et al.  
 2003/0059470 A1 3/2003 Muller  
 2003/0060402 A1 3/2003 Cavanak et al.  
 2003/0087813 A1 5/2003 Or et al.  
 2003/0104992 A1 6/2003 Or et al.  
 2003/0108626 A1 6/2003 Benita et al.  
 2003/0109425 A1 6/2003 Or et al.  
 2003/0109426 A1 6/2003 Or et al.  
 2003/0133984 A1 7/2003 Ambuhl et al.  
 2003/0143250 A1 7/2003 Hauer et al.  
 2003/0147954 A1 8/2003 Yang et al.  
 2003/0166517 A1 9/2003 Fricker et al.  
 2005/0014691 A1 1/2005 Bakhit et al.  
 2005/0059583 A1 3/2005 Acheampong

2007/0015691 A1 1/2007 Chang  
 2007/0027072 A1 2/2007 Tien et al.  
 2007/0087962 A1 4/2007 Tien et al.  
 2007/0149447 A1 6/2007 Chang et al.  
 2007/0299004 A1 12/2007 Acheampong et al.  
 2008/0039378 A1 2/2008 Graham et al.  
 2008/0070834 A1 3/2008 Chang et al.  
 2008/0146497 A1 6/2008 Graham et al.  
 2008/0207495 A1 8/2008 Graham et al.  
 2009/0131307 A1 5/2009 Tien et al.  
 2010/0279951 A1 11/2010 Morgan et al.  
 2011/0009339 A1 1/2011 Schiffman  
 2011/0294744 A1 12/2011 Morgan et al.  
 2012/0270805 A1 10/2012 Chang et al.  
 2013/0059796 A1 3/2013 Chang et al.

## FOREIGN PATENT DOCUMENTS

EP 0547229 1/1993  
 EP 0760237 3/1997  
 WO 95-31211 11/1995  
 WO 00-00179 1/2000  
 WO 01-32142 5/2001  
 WO 01-41671 6/2001  
 WO 02-09667 2/2002  
 WO 02-49603 6/2002  
 WO 03-030834 4/2003  
 WO 03-053405 7/2003

## OTHER PUBLICATIONS

Akpek, Esen Karamursel et al, A Randomized Trial of Topical Cyclosporin 0.05% in Topical Steroid-Resistant Atopic Keratoconjunctivitis, *Ophthalmology*, 2004, 476-482, 111.  
 Angelov, O. et al, Preclinical Safety Studies of Cyclosporine Ophthalmic Emulsion, *Adv Exp Med Biol*, 1998, 991-995, 438.  
 Angelov, O. et al, Safety Assessment of Cyclosporine Ophthalmic Emulsion in Rabbits and Dogs, XIth Congress of the European Society of Ophthalmology, 1997, 25-28, 1-5, Soc. Ophthalmol Eur., HU.  
 Ardizzone, Sandro et al, A Practical Guide to the Management of Distal Ulcerative Colitis, *Drugs*, 1998, 519-542, 55(4).  
 Banic, Marko et al, Effect of Cyclosporine in a Murine Model of Experimental Colitis, *Digestive Diseases and Sciences*, Jun. 2002, 1362-1368, 47(6).  
 Bonini, S. et al, Vernal Keratoconjunctivitis, *Eye*, 2004, 345-351, 18.  
 Brewster, Marcus et al, Enhanced Delivery of Ganciclovir to the Brain Through the Use of Redox Targeting, *Antimicrobial Agents and Chemotherapy*, Apr. 1994, 817-823, 38(4).  
 Brewster, Marcus et al, Intravenous and Oral Pharmacokinetic Evaluation of a 2-Hydroxypropyl- $\beta$ -cyclodextrin-Based Formulation of Carbamazepine in the Dog: Comparison with Commercially Available Tablets and Suspensions, *Journal of Pharmaceutical Sciences*, Mar. 1997, 335-339, 86(3).  
 Brewster, Marcus et al, Preparation, Characterization, and Anesthetic Properties of 2-Hydroxypropyl- $\beta$ -cyclodextrin Complexes of Pregnanolone and Pregnenolone in Rat and Mouse, *Journal of Pharmaceutical Sciences*, Oct. 1995, 1154-1159, 84(10).  
 Brinkmeier, Thomas et al, Pyodermitis-Pyostomatitis Vegetans: A Clinical Course of Two Decades with Response to Cyclosporine and Low-Dose Prednisolone, *Acta Derm Venereol*, 2001, 134-136, 81.  
 Castillo, Jose M. Benitez Del et al, Influence of Topical Cyclosporine A and Dissolvent on Corneal Epithelium Permeability of Fluorescein, *Documenta Ophthalmologica*, 1995, 49-55, 91.  
 Cheeks, Lisa et al, Influence of Vehicle and Anterior Chamber Protein Concentration on Cyclosporine Penetration Through the Isolated Rabbit Cornea, *Current Eye Research*, 1992, 641-649, 11(7).  
 Database WPI Week 200044, Derwent Pub. Ltd., London, GB; An 2000-492678 & JP2000/143542, 2000, 2 Pages.  
 Ding, Shulin et al, Cyclosporine Ophthalmic O/W Emulsion: Formulation and Emulsion Characterization, *Pharm Res*, 1997, 1 page, 14 (11).  
 Donnenfeld, Eric D., The Economics of Using Restasis, *Ophthalmology Management*, Oct. 2003, 3 pages, US.  
 Drosos, A. A. et al, Efficacy and Safety of Cyclosporine-A Therapy for Primary Sjogren's Syndrome, *Ter. Arkh.*, 1998, 77-80, 60(4).



US 8,629,111 B2

Page 3

(56)

**References Cited****OTHER PUBLICATIONS**

- Drosos, A.A. et al, Cyclosporin A Therapy in Patients with Primary Sjogren's Syndrome: Results at One Year, *Scand J Rheumatology*, 1986, 246-249, 61.
- Eisen, Dore et al, Topical Cyclosporine for Oral Mucosal Disorders, *J Am Acad Dermatol*, Dec. 1990, 1259-1264, 23.
- Epstein, Joel et al, Topical Cyclosporine in a Bioadhesive for Treatment of Oral Lichenoid Mucosal Reactions, *Oral Surg Oral Med Oral Pathol Oral*, 1996, 532-536, 82.
- Erdmann, S. et al, Pemphigus Vulgaris Der Mund- Und Kehlkopfschleimhaut Pemphigus Vulgaris of the Oral Mucosa and the Larynx, *H+G Zeitschrift Fuer Hautkrankheiten*, 1997, 283-286, 72(4).
- FDA Concludes Restasis (Cyclosporine) Not Effective for Dry Eye (Jun. 18, 1999). Accessed online at [http://www.dryeyeinfo.org/Restasis\\_Cyclosporine.htm](http://www.dryeyeinfo.org/Restasis_Cyclosporine.htm) on Aug. 14, 2009. 1 Page.
- Gaeta, G.M. et al, Cyclosporin Bioadhesive Gel in the Topical Treatment of Erosive Oral Lichen Planus, *International Journal of Immunopathology and Pharmacology*, 1994, 125-132, 7(2).
- Gipson, Ilene et al, Character of Ocular Surface Mucins and Their Alteration in Dry Eye Disease, *The Ocular Surface*, Apr. 2004, 131-148, 2(2).
- Gremse, David et al, Ulcerative Colitis in Children, *Pediatr Drugs*, 2002, 807-815, 4(12).
- Gunduz, Kaan et al, Topical Cyclosporin Treatment of Keratoconjunctivitis Sicca in Secondary Sjogren's Syndrome, *Acta Ophthalmologica*, 1994, 438-442, 72.
- <http://web.archive.org/web/2001030625323/http://www.surfactant.co.kr/surfactants/pegester.html>, 2001, 6 Pages, retrieved on Jul. 5, 2008.
- Hunter, P.A. et al, Cyclosporin A Applied Topically to the Recipient Eye Inhibits Corneal Graft Rejection, *Clin Exp Immunol*, 1981, 173-177, 45.
- Jumaa, Muhannad et al, Physicochemical Properties and Hemolytic Effect of Different Lipid Emulsion Formulations Using a Mixture of Emulsifiers, *Pharmaceutica Acta Helveticae*, 1999, 293-301, 73.
- Kanai, A. et al, The Effect on the Cornea of Alpha Cyclodextrin Vehicle for Eye Drops, *Transplantation Proceedings*, Feb. 1989, 3150-3152, vol. 21.
- Kanpolat, Ayfer et al, Penetration of Cyclosporin A into the Rabbit Cornea and Aqueous Humor after Topical Drop and Collagen Shield Administration, *Cornea/External Disease*, Apr. 1994, 119-122, 20(2).
- Kaur, Rabinder et al, Solid Dispersions of Drugs in Polyoxyethylene 40 Stearate: Dissolution Rates and Physico-Chemical Interactions, *Journal of Pharmacy and Pharmacology*, Dec. 1979, 48P.
- Kuvano, Mitsuaki et al, Cyclosporine A Formulation Affects Its Ocular Distribution in Rabbits, *Pharmaceutical Research*, Jan. 2002, 108-111, 19(1).
- Lambert Technologies Corp. Material Safety Data Sheet for LUMULSE™ POE-40 MS KP, last revision Aug. 22, 2003. 3 pages.
- Leibovitz, Z. et al., Our Experience in Processing Maize (Corn) Germ Oil, *Journal of the American Oil Chemists Society*, Feb. 1983, 395-399, 80 (2), US.
- Lixin, Xie et al, Effect of Cyclosporine A Delivery System in Corneal Transplantation, *Chinese Medical Journal*, 2002, 110-113, 115 (1), US.
- Lopatin, D.E., Chemical Compositions and Functions of Saliva, Aug. 24, 2001, 31 Pages.
- Lyons, R.T. et al, Influence of Three Emulsion Formulation Parameters on the Assoc Bioavailability of Cyclosporine A in Albino Rabbits, *Am Assoc Pharm Sci*, 2000, 1 Page, 2(4).
- Pedersen, Anne Marie et al, Primary Sjogren's Syndrome: Oral Aspects on Pathogenesis, Diagnostic Criteria, Clinical Features and Approaches for Therapy, *Expert Opin Pharma*, 2001, 1415-1436, 2(9).
- Phillips, Thomas et al, Cyclosporine Has a Direct Effect on the Differentiation of a Mucin-Secreting Cell Line, *Journal of Cellular Physiology*, 2000, 400-408, 184.
- Present, D.H. et al, Cyclosporine and Other Immunosuppressive Agents: Current and Future Role in the Treatment of Inflammatory Bowel Disease, *American Journal of Gastroenterology*, 1993, 627-630, 88(5).
- Restasis® Product Information Sheet, Allergan, Inc., 2009, 5 Pages.
- Restasis® Increasing Tear Production, Retrieved on Aug. 14, 2009, [http://www.restasisprofessional.com/\\_clinical/clinical\\_increasing.htm](http://www.restasisprofessional.com/_clinical/clinical_increasing.htm) 3 pages.
- Robinson, N. A. et al, Desquamative Gingivitis: A Sign of Mucocutaneous Disorders—a Review, *Australian Dental Journal*, 2003, 205-211, 48(4).
- Rudinger, J., Characteristics of the Amino Acids as Components of a Peptide Hormone Sequence, *Peptide Hormones*, 1976, 1-7.
- Sall, Kenneth et al, Two Multicenter, Randomized Studies of the Efficacy and Safety of Cyclosporine Ophthalmic Emulsion in Moderate to Severe Dry Eye Disease, *Ophthalmology*, 2000, 631-639, 107.
- Sandborn, William et al, A Placebo-Controlled Trial of Cyclosporine Enemas for Mildly to Moderately Active Left-Sided Ulcerative Colitis, *Gastroenterology*, 1994, 1429-1435, 106.
- Sandborn, William et al, Cyclosporine Enemas for Treatment-Resistant, Mildly to Moderately Active, Left-Sided Ulcerative Colitis, *American Journal of Gastroenterology*, 1993, 640-645, 88(5).
- Schwab, Matthias et al, Pharmacokinetic Considerations in the Treatment of Inflammatory Bowel Disease, *Clin Pharm*, 2001, 723-751, 60(10).
- Secchi, Antonio et al, Topical Use of Cyclosporine in the Treatment of Vernal Keratoconjunctivitis, *American Journal of Ophthalmology*, Dec. 1990, 641-645, 110.
- Small, Dave et al, The Ocular Pharmacokinetics of Cyclosporine in Albino Rabbits and Beagle Dogs, *Ocular Drug Delivery and Metabolism*, 1999, 54.
- Small, David et al, Blood Concentrations of Cyclosporin A During Long-Term Treatment With Cyclosporin A ophthalmic Emulsions in Patients with Moderate to Severe Dry Eye Disease, *Journal of Ocular Pharmacology and Therapeutics*, 2002, 411-418, 18(5).
- Smilek, Dawn et al, A Single Amino Acid Change in a Myelin Basic Protein Peptide Confers the Capacity to Prevent Rather Than Induce Experimental Autoimmune Encephalomyelitis, *Proc. Natl. Acad. Sci.*, Nov. 1991, 9633-9637, 88.
- Stephenson, Michelle, The Latest Uses of Restasis, Review of Ophthalmology, Dec. 30, 2005, 7 Pages, US.
- Stevenson, Dara et al, Efficacy and Safety of Cyclosporin A ophthalmic Emulsion in the Treatment of Moderate-to-Severe Dry Eye Disease, *Ophthalmology*, 2000, 967-974, 107.
- Tesavibul, N. et al, Topical Cyclosporine A (CsA) for Ocular Surface Abnormalities in Graft Versus Host Disease Patients, *Invest Ophthalmol Vis Sci*, Feb. 1996, S1026, 37(3).
- The Online Medical Dictionary, Derivative, Analog, Analogue, Xerostomia, accessed Jul. 7, 2005 and Jul. 13, 2005, 6 Pages.
- Tibell, A. et al., Cyclosporin A in Fat Emulsion Carriers: Experimental Studies on Pharmacokinetics and Tissue Distribution, *Pharmacology & Toxicology*, 1995, 115-121, 76, US.
- Tsubota, Kazuo et al, Use of Topical Cyclosporin A in a Primary Sjogren's Syndrome Mouse Model, *Invest Ophthalmol Vis Sci*, Aug. 1998, 1551-1559, 39(9).
- Van Der Reijden, Willy et al, Treatment of Oral Dryness Related Complaints (Xerostomia) in Sjogren's Syndrome, *Ann Rheum Dis*, 1999, 465-473, 58.
- Winter, T.A. et al, Cyclosporin A Retention Enemas in Refractory Distal Ulcerative Colitis and 'Pouchitis', *Scand J Gastroenterol*, 1993, 701-704, 28.
- Pending U.S. Appl. No. 13/967,189, filed Aug. 14, 2013.
- Pending U.S. Appl. No. 13/976,179, filed Aug. 14, 2013.
- Pending U.S. Appl. No. 13/961,818, filed Aug. 7, 2013.
- Pending U.S. Appl. No. 13/961,835, filed Aug. 7, 2013.
- Pending U.S. Appl. No. 13/961,808, filed Aug. 7, 2013.
- Pending U.S. Appl. No. 13/961,828, filed Aug. 7, 2013.
- Pending U.S. Appl. No. 13/967,168, filed Aug. 14, 2013.
- Re-Exam U.S. Appl. No. 90/009,944, filed Aug. 27, 2011.

\* cited by examiner



US 8,629,111 B2

1

# METHODS OF PROVIDING THERAPEUTIC EFFECTS USING CYCLOSPORIN COMPONENTS

## RELATED APPLICATION

This application is a continuation of copending U.S. application Ser. No. 13/961,828 filed Aug. 7, 2013, which is a continuation of copending U.S. application Ser. No. 11/897,177, filed Aug. 28, 2007, which is a continuation of U.S. application Ser. No. 10/927,857, filed Aug. 27, 2004, now abandoned, which claimed the benefit of U.S. Provisional Application No. 60/503,137 filed Sep. 15, 2003, which are incorporated in their entirety herein by reference.

## BACKGROUND OF THE INVENTION

The present invention relates to methods of providing desired therapeutic effects to humans or animals using compositions including cyclosporin components. More particularly, the invention relates to methods including administering to an eye of a human or animal a therapeutically effective amount of a cyclosporin component to provide a desired therapeutic effect, preferably a desired ophthalmic or ocular therapeutic effect.

The use of cyclosporin-A and cyclosporin A derivatives to treat ophthalmic conditions has been the subject of various patents, for example Ding et al U.S. Pat. No. 5,474,979; Garst U.S. Pat. No. 6,254,860; and Garst U.S. Pat. No. 6,350,442, this disclosure of each of which is incorporated in its entirety herein by reference. In addition, cyclosporin A compositions used in treating ophthalmic conditions is the subject of a number of publications. Such publications include, for example, "Blood concentrations of cyclosporin A during long-term treatment with cyclosporin A ophthalmic emulsions in patients with moderate to severe dry eye disease," Small et al, *J Ocul Pharmacol Ther*, 2002 October, 18(5):411-8; "Distribution of cyclosporin A in ocular tissues after topical administration to albino rabbits and beagle dogs," Acheampong et al, *Curr Eye Res*, 1999 February, 18(2):91-103b; "Cyclosporine distribution into the conjunctiva, cornea, lacrimal gland, and systemic blood following topical dosing of cyclosporine to rabbit, dog, and human eyes," Acheampong et al, *Adv Exp Med Biol*, 1998, 438:1001-4; "Preclinical safety studies of cyclosporine ophthalmic emulsion," Angelov et al, *Adv Exp Med Biol*, 1998, 438:991-5; "Cyclosporin & Emulsion & Eye," Stevenson et al, *Ophthalmology*, 2000 May, 107(5):967-74; and "Two multicenter, randomized studies of the efficacy and safety of cyclosporine ophthalmic emulsion in moderate to severe dry eye disease. CsA Phase 3 Study Group," Sall et al, *Ophthalmology*, 2000 April, 107(4):631-9. Each of these publications is incorporated in its entirety herein by reference. In addition, cyclosporin A-containing oil-in-water emulsions have been clinically tested, under conditions of confidentiality, since the mid 1990's in order to obtain U.S. Food and Drug Administration (FDA) regulatory approval.

Examples of useful cyclosporin A-containing emulsions are set out in Ding et al U.S. Pat. No. 5,474,979. Example 1 of this patent shows a series of emulsions in which the ratio of cyclosporin A to castor oil in each of these compositions was 0.08 or greater, except for Composition B, which included 0.2% by weight cyclosporin A and 5% by weight castor oil. The Ding et al patent placed no significance in Composition B relative to Compositions A, C and D of Example 1.

Over time, it has become apparent that cyclosporin A emulsions for ophthalmic use preferably have less than 0.2% by

2

weight of cyclosporin A. With cyclosporin A concentrations less than 0.2%, the amount of castor oil employed has been reduced since one of the functions of the castor oil is to solubilize the cyclosporin A. Thus, if reduced amounts of cyclosporin are employed, reduced amounts of castor oil are needed to provide effective solubilization of cyclosporin A.

There continues to be a need for providing enhanced methods of treating ophthalmic or ocular conditions with cyclosporin-containing emulsions.

## SUMMARY OF THE INVENTION

New methods of treating a human or animal using cyclosporin component-containing emulsions have been discovered. Such methods provide substantial overall efficacy in providing desired therapeutic effects. In addition, other important benefits are obtained employing the present methods. For example, patient safety is enhanced. In particular, the present methods provide for reduced risks of side effects and/or drug interactions. Prescribing physicians advantageously have increased flexibility in prescribing such methods and the compositions useful in such methods, for example, because of the reduced risks of harmful side effects and/or drug interactions. The present methods can be easily practiced. In short, the present methods provide substantial and acceptable overall efficacy, together with other advantages, such as increased safety and/or flexibility.

In one aspect of the present invention, the present methods comprise administering to an eye of a human or animal a composition in the form of an emulsion comprising water, a hydrophobic component and a cyclosporin component in a therapeutically effective amount of less than 0.1% by weight of the composition. The weight ratio of the cyclosporin component to the hydrophobic component is less than 0.08.

It has been found that the relatively increased amounts of hydrophobic component together with relatively reduced, yet therapeutically effective, amounts of cyclosporin component provide substantial and advantageous benefits. For example, the overall efficacy of the present compositions, for example in treating dry eye disease, is substantially equal to an identical composition in which the cyclosporin component is present in an amount of 0.1% by weight. Further, a relatively high concentration of hydrophobic component is believed to provide for a more quick or rapid breaking down or resolving of the emulsion in the eye, which reduces vision distortion which may be caused by the presence of the emulsion in the eye and/or facilitates the therapeutic effectiveness of the composition. Additionally, and importantly, using reduced amounts of the active cyclosporin component mitigates against undesirable side effects and/or potential drug interactions.

In short, the present invention provides at least one advantageous benefit, and preferably a plurality of advantageous benefits.

The present methods are useful in treating any suitable condition which is therapeutically sensitive to or treatable with cyclosporin components. Such conditions preferably are ophthalmic or ocular conditions, that is relating to or having to do with one or more parts of an eye of a human or animal. Included among such conditions are, without limitation, dry eye syndrome, phacoanaphylactic endophthalmitis, uveitis, vernal conjunctivitis, atopic keratoconjunctivitis, corneal graft rejection and the like conditions. The present invention is particularly effective in treating dry eye syndrome. Cyclosporin has been found as effective in treating immune mediated keratoconjunctivitis sicca (KCS or dry eye disease) in a patient suffering therefrom. The activity of cyclosporine



US 8,629,111 B2

3

is as an immunosuppressant and in the enhancement or restoring of lacrimal gland tearing. Other conditions that can be treated with cyclosporin components include an absolute or partial deficiency in aqueous tear production (keratoconjunctivitis sicca, or KCS). Topical administration to a patient's tear deficient eye can increase tear production in the eye. The treatment can further serve to correct corneal and conjunctival disorders exacerbated by tear deficiency and KCS, such as corneal scarring, corneal ulceration, inflammation of the cornea or conjunctiva, filamentary keratitis, mucopurulent discharge and vascularization of the cornea.

Employing reduced concentrations of cyclosporin component, as in the present invention, is advantageously effective to provide the blood of the human or animal under treatment with reduced concentrations of cyclosporin component, preferably with substantially no detectable concentration of the cyclosporin component. The cyclosporin component concentration of blood can be advantageously measured using a validated liquid chromatography/mass spectrometry-mass spectrometry (VLC/MS-MS) analytical method, such as described elsewhere herein.

In one embodiment, in the present methods the blood of the human or animal has concentrations of cyclosporin component of 0.1 ng/ml or less.

Any suitable cyclosporin component effective in the present methods may be used.

Cyclosporins are a group of nonpolar cyclic oligopeptides with known immunosuppressant activity. Cyclosporin A, along with several other minor metabolites, cyclosporin B through I, have been identified. In addition, a number of synthetic analogs have been prepared.

In general, commercially available cyclosporins may contain a mixture of several individual cyclosporins which all share a cyclic peptide structure consisting of eleven amino acid residues with a total molecular weight of about 1,200, but with different substituents or configurations of some of the amino acids.

The term "cyclosporin component" as used herein is intended to include any individual member of the cyclosporin group and derivatives thereof, as well as mixtures of two or more individual cyclosporins and derivatives thereof.

Particularly preferred cyclosporin components include, without limitation, cyclosporin A, derivatives of cyclosporin A and the like and mixtures thereof. Cyclosporin A is an especially useful cyclosporin component.

Any suitable hydrophobic component may be employed in the present invention. Advantageously, the cyclosporin component is solubilized in the hydrophobic component. The hydrophobic component may be considered as comprising a discontinuous phase in the presently useful cyclosporin component-containing emulsions.

The hydrophobic component preferably is present in the emulsion compositions in an amount greater than about 0.625% by weight. For example, the hydrophobic component may be present in an amount of up to about 1.0% by weight or about 1.5% by weight or more of the composition.

Preferably, the hydrophobic component comprises one or more oily materials. Examples of useful oil materials include, without limitation, vegetable oils, animal oils, mineral oils, synthetic oils and the like and mixtures thereof. In a very useful embodiment, the hydrophobic component comprises one or more higher fatty acid glycerides. Excellent results are obtained when the hydrophobic component comprises castor oil.

The presently useful compositions may include one or more other components in amounts effective to facilitate the usefulness and effectiveness of the compositions. Examples

4

of such other components include, without limitation, emulsifier components, tonicity components, polyelectrolyte components, surfactant components, viscosity inducing components, acids and/or bases to adjust the pH of the composition, buffer components, preservative components and the like. Components may be employed which are effective to perform two or more functions in the presently useful compositions. For example, components which are effective as both emulsifiers and surfactants may be employed, and/or components which are effective as both polyelectrolyte components and viscosity inducing components may be employed. The specific composition chosen for use in the present invention advantageously is selected taking into account various factors present in the specific application at hand, for example, the desired therapeutic effect to be achieved, the desired properties of the compositions to be employed, the sensitivities of the human or animal to whom the composition is to be administered, and the like factors.

The presently useful compositions advantageously are ophthalmically acceptable. A composition, component or material is ophthalmically acceptable when it is compatible with ocular tissue, that is, it does not cause significant or undue detrimental effects when brought into contact with ocular tissues.

Such compositions have pH's within the physiological range of about 6 to about 10, preferably in a range of about 7.0 to about 8.0 and more preferably in a range of about 7.2 to about 7.6.

The present methods preferably provide for an administering step comprising topically administering the presently useful compositions to the eye or eyes of a human or animal.

Each and every feature described herein, and each and every combination of two or more of such features, is included within the scope of the present invention provided that the features included in such a combination are not mutually inconsistent.

These and other aspects and advantages of the present invention are apparent in the following detailed description, example and claims.

#### DETAILED DESCRIPTION

The present methods are effective for treating an eye of a human or animal. Such methods, in general, comprise administering, preferably topically administering, to an eye of a human or animal a cyclosporin component-containing emulsion. The emulsion contains water, for example U.S. pure water, a hydrophobic component and a cyclosporin component in a therapeutically effective amount of less than 0.1% by weight of the emulsion. In addition, beneficial results have been found when the weight ratio of the cyclosporin component to the hydrophobic component is less than 0.08.

As noted above, the present administering step preferably includes topically administering the emulsion to the eye of a patient of a human or animal. Such administering may involve a single use of the presently useful compositions, or repeated or periodic use of such compositions, for example, as required or desired to achieve the therapeutic effect to be obtained. The topical administration of the presently useful composition may involve providing the composition in the form of eye drops or similar form or other form so as to facilitate such topical administration.

The present methods have been found to be very effective in providing the desired therapeutic effect or effects while, at the same time, substantially reducing, or even substantially eliminating, side effects which may result from the presence of the cyclosporin component in the blood of the human or



## US 8,629,111 B2

5

animal being treated, and eye irritation which, in the past, has been caused by the presence of certain components in prior art cyclosporin-containing emulsions. Also, the use of the present compositions which include reduced amounts of the cyclosporin components allow for more frequent administration of the present compositions to achieve the desired therapeutic effect or effects without substantially increasing the risk of side effects and/or eye irritation.

The present methods are useful in treating any condition which is therapeutically sensitive to or treatable with cyclosporin components. Such conditions preferably are ophthalmic or ocular conditions, that is relating to or having to do with one or more parts of an eye of a human or animal. Included among such conditions are, without limitation, dry eye syndrome, phacoanaphylactic endophthalmitis, uveitis, vernal conjunctivitis, atopic keratoconjunctivitis, corneal graft rejection and the like conditions. The present invention is particularly effective in treating dry eye syndrome.

The frequency of administration and the amount of the presently useful composition to use during each administration varies depending upon the therapeutic effect to be obtained, the severity of the condition being treated and the like factors. The presently useful compositions are designed to allow the prescribing physician substantial flexibility in treating various ocular conditions to achieve the desired therapeutic effect or effects with reduced risk of side effects and/or eye irritation. Such administration may occur on an as needed basis, for example, in treating or managing dry eye syndrome, on a one time basis or on a repeated or periodic basis once, twice, thrice or more times daily depending on the needs of the human or animal being treated and other factors involved in the application at hand.

6

copy (LC-MS/MS), which test has a cyclosporin component detection limit of 0.1 ng/ml. Cyclosporin component concentrations below or less than 0.1 ng/ml are therefore considered substantially undetectable.

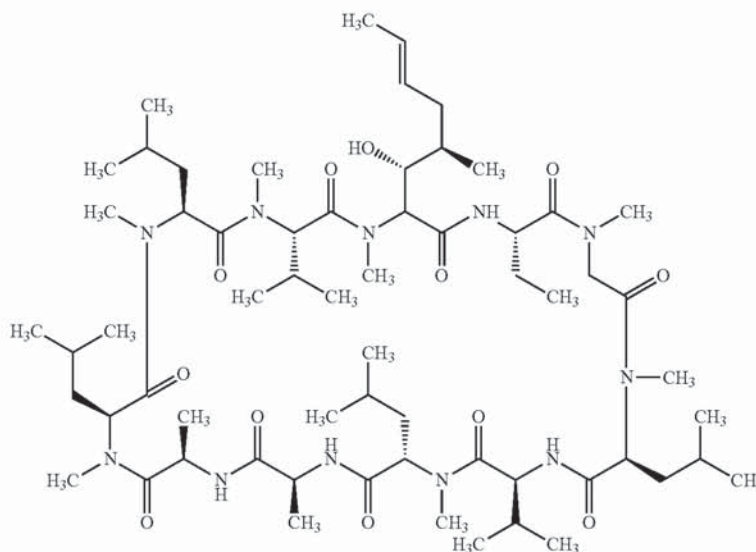
The LC-MS/MS test is advantageously run as follows.

One ml of blood is acidified with 0.2 ml of 0.1 N HCl solution, then extracted with 5 ml of methyl t-butyl ether. After separation from the acidified aqueous layer, the organic phase is neutralized with 2 ml of 0.1 N NaOH, evaporated, reconstituted in a water/acetonitrile-based mobil phase, and injected onto a 2.1x50 mm, 3  $\mu$ m pore size C-8 reverse phase high pressure liquid chromatography (HPLC) column (Key-stone Scientific, Bellefonte, Pa.). Compounds are gradient-eluted at 0.2 mL/min and detected using an API III triple quadrupole mass spectrometer with a turbo-ion-spray source (PE-Sciex, Concord, Ontario, Canada). Molecular reaction monitoring enhances the sensitivity and selectivity of this assay. Protonated molecules for the analyte and an internal standard are collisionally dissociated and product ions at m/z 425 are monitored for the analyte and the internal standard. Under these conditions, cyclosporin A and the internal standard cyclosporin G elute with retention times of about 3.8 minutes. The lower limit of quantitation is 0.1 ng/mL, at which concentration the coefficient of variation and deviation from nominal concentration is <15%.

As noted previously, any suitable cyclosporin component effective in the present methods may be employed. Very useful cyclosporin components include, without limitation, cyclosporin A, derivatives of cyclosporin A and the like and mixtures thereof.

The chemical structure for cyclosporin A is represented by Formula 1

Formula 1



One of the important advantages of the present invention is the reduced concentration of the cyclosporin component in the blood of the human or animal as a result of administering the present composition as described herein. One very useful embodiment of the present administering step provides no substantial detectable concentration of cyclosporin component in the blood of the human or animal. Cyclosporin component concentration in blood preferably is determined using a liquid chromatography-mass spectroscopy-mass spectroscopy

As used herein the term "derivatives" of a cyclosporin refer to compounds having structures sufficiently similar to the cyclosporin so as to function in a manner substantially similar to or substantially identical to the cyclosporin, for example, cyclosporin A, in the present methods. Included, without limitation, within the useful cyclosporin A derivatives are those selected from ((R)-methylthio-Sar)<sup>3</sup>-(4'-hydroxy-Me-Leu) cyclosporin A, ((R)-(Cyclo)alkylthio-Sar)<sup>3</sup>-(4'-hy-

## US 8,629,111 B2

7

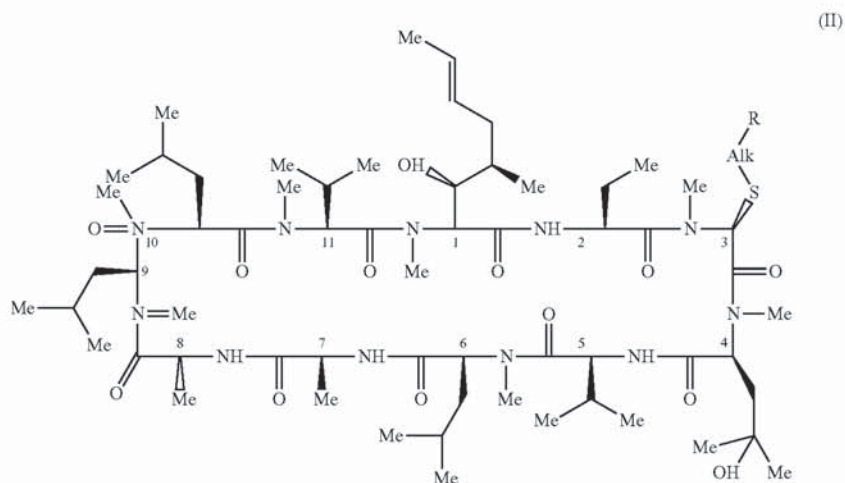
droxy-MeLeu)<sup>4</sup>-cyclosporin A, and ((R)-(Cyclo)alkylthio-Sar)<sup>3</sup>-cyclosporin A derivatives described below.

These cyclosporin derivatives are represented by the following general formulas (II), (III), and (IV) respectively:

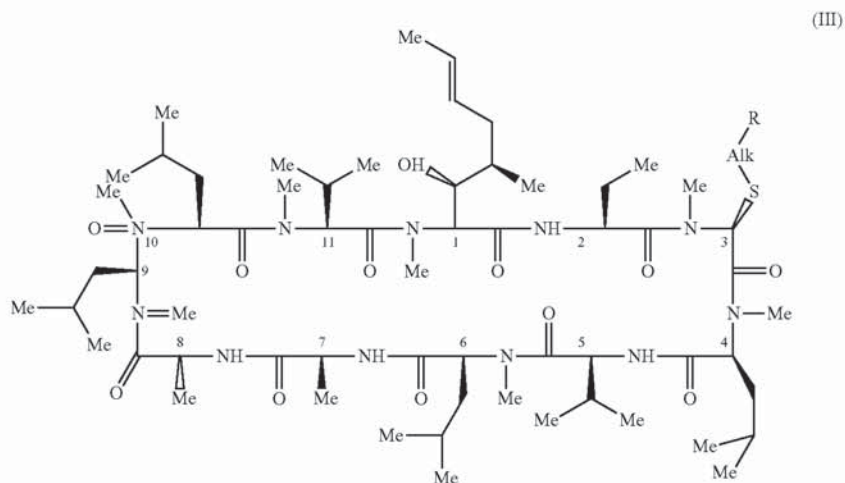
8

wherein Me is methyl; Alk is 2-6C alkylene or 3-6C cycloalkylene; R is OH, COOH, alkoxycarbonyl, —NR<sub>1</sub>R<sub>2</sub> or N(R<sub>3</sub>)C(CH<sub>2</sub>)CNR<sub>1</sub>R<sub>2</sub>; wherein R<sub>1</sub>, R<sub>2</sub> is H, alkyl, 3-6C cycloalkyl, phenyl (optionally substituted by halo, alkoxy,

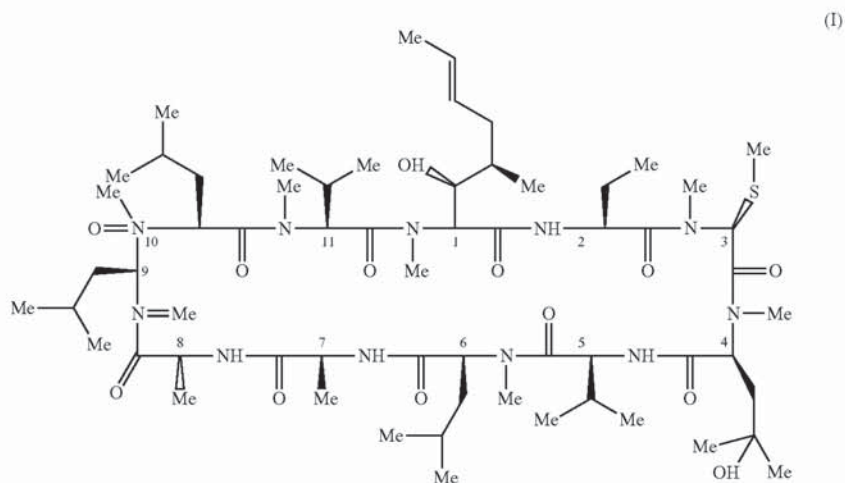
Formula II



Formula III



Formula IV





US 8,629,111 B2

9

alkoxycarbonyl, amino, alkylamino or dialkylamino), benzyl or saturated or unsaturated heterocyclyl having 5 or 6 members and 1-3 heteroatoms; or  $\text{NR}_1\text{R}_2$  is a 5 or 6 membered heterocycle which may contain a further N, O or S heteroatom and may be alkylated;  $\text{R}_3$  is H or alkyl and  $n$  is 2-4; and the alkyl moieties contain 1-4C.

In one embodiment, the cyclosporin component is effective as an immunosuppressant. Without wishing to be limited to any particular theory of operation, it is believed that, in certain embodiments of the present invention, the cyclosporin component acts to enhance or restore lacrimal gland tearing in providing the desired therapeutic effect.

One important feature of the present invention is that the presently useful compositions contain less than 0.1% by weight of the cyclosporin component. The advantages of such low-concentrations of cyclosporin components have been discussed in some detail elsewhere herein. Low concentrations of cyclosporin component, together with concentrations of the hydrophobic component such that the weight ratio of cyclosporin component to hydrophobic component is greater than 0.08, provides one or more substantial advantages in the present methods.

Any suitable hydrophobic component may be employed in the present invention. Such hydrophobic component may be considered as comprising a discontinuous phase in the presently useful cyclosporin component-containing emulsions, with the water or aqueous phase being considered the continuous phase in such emulsion. The hydrophobic component is preferably selected so as to solubilize the cyclosporin component, which is often substantially insoluble in the aqueous phase. Thus, with a suitable hydrophobic component included in the presently useful emulsions, the cyclosporin component is preferably solubilized in the emulsions.

In one very useful embodiment, the hydrophobic component comprises an oily material, in particular, a material which is substantially not miscible in water. Examples of useful oily materials include, without limitation, vegetable oils, animal oils, mineral oils, synthetic oils, and the like and mixtures thereof. Thus, the present hydrophilic components may comprise naturally occurring oils, including, without limitation refined naturally occurring oils, or naturally occurring oils which have been processed to alter their chemical structures to some extent or oils which are substantially entirely synthetic. One very useful hydrophobic component includes higher fatty acid glycerides.

Examples of useful hydrophobic components include, without limitation, olive oil, arachis oil, castor oil, mineral oil, silicone fluid and the like and mixtures thereof. Higher fatty acid glycerides such as olive oil, peanut oil, castor oil and the like and mixtures thereof are particularly useful in the present invention. Excellent results are obtained using a hydrophobic component comprising castor oil. Without wishing to limit the invention to any particular theory of operation, it is believed that castor oil includes a relatively high concentration of ricinoleic acid which itself may be useful in benefiting ocular tissue and/or in providing one or more therapeutic effects when administered to an eye.

The hydrophobic component is preferably present in the presently useful cyclosporin component-containing emulsion compositions in an amount greater than about 0.625% by weight. For example, the hydrophobic component may be present in an amount up to about 0.75% by weight or about 1.0% by weight or about 1.5% by weight or more of the presently useful emulsion compositions.

The presently useful compositions may include one or more other components in amounts effective to facilitate the usefulness and effectiveness of the present methods and/or

10

the presently useful compositions. Examples of such other components include, without limitation, emulsifier components, surfactant components, tonicity components, poly electrolyte components, emulsion stability components, viscosity inducing components, demulcent components, acid and/or bases to adjust the pH of the composition, buffer components, preservative components and the like.

In one very useful embodiment, the presently useful compositions are substantially free of preservatives. Thus, the presently useful compositions may be sterilized and maintained in a sterile condition prior to use, for example, provided in a sealed package or otherwise maintained in a substantially sterile condition.

Any suitable emulsifier component may be employed in the presently useful compositions, provided, that such emulsifier component is effective in forming maintaining the emulsion and/or in the hydrophobic component in emulsion, while having no significant or undue detrimental effect or effects on the compositions during storage or use.

In addition, the presently useful compositions, as well as each of the components of the present compositions in the concentration present in the composition advantageously are ophthalmically acceptable.

Useful emulsifier components may be selected from such component which are conventionally used and well known in the art. Examples of such emulsifier components include, without limitation, surface active components or surfactant components which may be anionic, cationic, nonionic or amphoteric in nature. In general, the emulsifier component includes a hydrophobic constituent and a hydrophilic constituent. Advantageously, the emulsifier component is water soluble in the presently useful compositions. Preferably, the emulsifier component is nonionic. Specific examples of suitable emulsifier components include, without limitation, polysorbate 80, polyoxyalkylene alkylene ethers, polyalkylene oxide ethers of alkyl alcohols, polyalkylene oxide ethers of alkylphenols, other emulsifiers/surfactants, preferably nonionic emulsifiers/surfactants, useful in ophthalmic compositions, and the like and mixtures thereof.

The emulsifier component is present in an amount effective in forming the present emulsion and/or in maintaining the hydrophobic component in emulsion with the water or aqueous component. In one preferred embodiment, the emulsifier component is present in an amount in a range of about 0.1% to about 5%, more preferably about 0.2% to about 2% and still more preferably about 0.5% to about 1.5% by weight of the presently useful compositions.

Polyelectrolyte or emulsion stabilizing components may be included in the presently useful compositions. Such components are believed to be effective in maintaining the electrolyte balance in the presently useful emulsions, thereby stabilizing the emulsions and preventing the emulsions from breaking down prior to use. In one embodiment, the presently useful compositions include a polyanionic component effective as an emulsion stabilizing component. Examples of suitable polyanionic components useful in the presently useful compositions include, without limitation, anionic cellulose derivatives, anionic acrylic acid-containing polymers, anionic methacrylic acid-containing polymers, anionic amino acid-containing polymers and the like and mixtures thereof.

A particularly useful class of polyanionic components include one or more polymeric materials having multiple anionic charges. Examples include, but are not limited to:

- metal carboxy methylcelluloses
- metal carboxy methylhydroxyethylcelluloses
- metal carboxy methylstarches



US 8,629,111 B2

11

metal carboxy methylhydroxyethylstarches  
 hydrolyzed polyacrylamides and polyacrylonitriles  
 heparin  
 gucoaminoglycans  
 hyaluronic acid  
 chondroitin sulfate  
 dermatan sulfate  
 peptides and polypeptides  
 alginic acid  
 metal alginates  
 homopolymers and copolymers of one or more of:  
 acrylic and methacrylic acids  
 metal acrylates and methacrylates  
 vinylsulfonic acid  
 metal vinylsulfonate  
 amino acids, such as aspartic acid, glutamic acid and the  
 like  
 metal salts of amino acids  
 p-styrenesulfonic acid  
 metal p-styrenesulfonate  
 2-methacryloyloxyethylsulfonic acids  
 metal 2-methacryloyloxethylsulfonates  
 3-methacryloyloxy-2-hydroxypropylsulfonic acids  
 metal 3-methacryloyloxy-2-hydroxypropylsulfonates  
 2-acrylamido-2-methylpropanesulfonic acids  
 metal 2-acrylamido-2-methylpropanesulfonates  
 allylsulfonic acid  
 metal allylsulfonate and the like.

One particularly useful emulsion stabilizing component includes crosslinked polyacrylates, such as carbomers and Pemulen® materials. Pemulen® is a registered trademark of B.F. Goodrich for polymeric emulsifiers and are commercially available from B.F. Goodrich Company, Specialty Polymers & Chemicals Division, Cleveland, Ohio. Pemulen® materials include acrylate/C10-30 alkyl acrylate cross-polymers, or high molecular weight co-polymers of acrylic acid and a long chain alkyl methacrylate cross-linked with allyl ethers of pentaerythritol.

The presently useful polyanionic components may also be used to provide a suitable viscosity to the presently useful compositions. Thus, the polyanionic components may be useful in stabilizing the presently useful emulsions and in providing a suitable degree of viscosity to the presently useful compositions.

The polyelectrolyte or emulsion stabilizing component advantageously is present in an amount effective to at least assist in stabilizing the cyclosporin component-containing emulsion. For example, the polyelectrolyte/emulsion stabilizing component may be present in an amount in a range of about 0.01% by weight or less to about 1% by weight or more, preferably about 0.02% by weight to about 0.5% by weight, of the composition.

Any suitable tonicity component may be employed in accordance with the present invention. Preferably, such tonicity component is non-ionic, for example, in order to avoid interfering with the other components in the presently useful emulsions and to facilitate maintaining the stability of the emulsion prior to use. Useful tonicity agents include, without limitation, glycerine, mannitol, sorbitol and the like and mixtures thereof. The presently useful emulsions are preferably within the range of plus or minus about 20% or about 10% from being isotonic.

Ophthalmic demulcent components may be included in effective amounts in the presently useful compositions. For example, ophthalmic demulcent components such as carboxymethylcellulose, other cellulose polymers, dextran 70, gelatin, glycerine, polyethylene glycols (e.g., PEG 300 and

12

PEG 400), polysorbate 80, propylene glycol, polyvinyl alcohol, povidone and the like and mixtures thereof, may be used in the present ophthalmic compositions, for example, compositions useful for treating dry eye.

The demulcent components are preferably present in the compositions, for example, in the form of eye drops, in an amount effective in enhancing the lubricity of the presently useful compositions. The amount of demulcent component in the present compositions may be in a range of at least about 0.01% or about 0.02% to about 0.5% or about 1.0% by weight of the composition.

Many of the presently useful polyelectrolyte/emulsion stabilizing components may also be effective as demulcent components, and vice versa. The emulsifier/surfactant components may also be effective as demulcent components and vice versa.

The pH of the emulsions can be adjusted in a conventional manner using sodium hydroxide and/or hydrochloric acid to a physiological pH level. The pH of the presently useful emulsions preferably is in the range of about 6 to about 10, more preferably about 7.0 to about 8.0 and still more preferably about 7.2 to about 7.6.

Although buffer components are not required in the presently useful compositions, suitable buffer components, for example, and without limitation, phosphates, citrates, acetates, borates and the like and mixtures thereof, may be employed to maintain a suitable pH in the presently useful compositions.

The presently useful compositions may include an effective amount of a preservative component. Any suitable preservative or combination of preservatives may be employed. Examples of suitable preservatives include, without limitation, benzalkonium chloride, methyl and ethyl parabens, hexetidine, phenyl mercuric salts and the like and mixtures thereof. The amounts of preservative components included in the present compositions are such to be effective in preserving the compositions and can vary based on the specific preservative component employed, the specific composition involved, the specific application involved, and the like factors. Preservative concentrations often are in the range of about 0.00001% to about 0.05% or about 0.1% (w/v) of the composition, although other concentrations of certain preservatives may be employed.

Very useful examples of preservative components in the present invention include, but are not limited to, chlorite components. Specific examples of chlorite components useful as preservatives in accordance with the present invention include stabilized chlorine dioxide (SCD), metal chlorites such as alkali metal and alkaline earth metal chlorites, and the like and mixtures thereof. Technical grade (or USP grade) sodium chlorite is a very useful preservative component. The exact chemical composition of many chlorite components, for example, SCD, is not completely understood. The manufacture or production of certain chlorite components is described in McNicholas U.S. Pat. No. 3,278,447, which is incorporated in its entirety by reference herein. Specific examples of useful SCD products include that sold under the trademark Dura Klor by Rio Linda Chemical Company, Inc., and that sold under the trademark Anthium Dioxide® by International Dioxide, Inc. An especially useful SCD is a product sold under the trademark Bio-Cide® by Bio-Cide International, Inc., as well as a product identified by Allergan, Inc. by the trademark Purite®.

Other useful preservatives include antimicrobial peptides. Among the antimicrobial peptides which may be employed include, without limitation, defensins, peptides related to defensins, cecropins, peptides related to cecropins, magain-



US 8,629,111 B2

13

ins and peptides related to magainins and other amino acid polymers with antibacterial, antifungal and/or antiviral activities. Mixtures of antimicrobial peptides or mixtures of antimicrobial peptides with other preservatives are also included within the scope of the present invention.

The compositions of the present invention may include viscosity modifying agents or components, such as cellulose polymers, including hydroxypropyl methyl cellulose (HPMC), hydroxyethyl cellulose (HEC), ethyl hydroxyethyl cellulose, hydroxypropyl cellulose, methyl cellulose and carboxymethyl cellulose; carbomers (e.g. carbopol, and the like); polyvinyl alcohol; polyvinyl pyrrolidone; alginates; carrageenans; and guar, karaya, agarose, locust bean, tragacanth and xanthan gums. Such viscosity modifying components are employed, if at all, in an amount effective to provide a desired viscosity to the present compositions. The concentration of such viscosity modifiers will typically vary between about 0.01 to about 5% w/v of the total composition, although other concentrations of certain viscosity modifying components may be employed.

The presently useful compositions may be produced using conventional and well known methods useful in producing ophthalmic products including oil-in-water emulsions.

In one example, the oily phase of the emulsion can be combined with the cyclosporin component to solubilize the cyclosporin component in the oily material phase. The oily phase and the water may be separately heated to an appropriate temperature. This temperature may be the same in both cases, generally a few degrees to about 10° C. above the melting temperature of the ingredient(s) having the highest melting point in the case of a solid or semi-solid oily phase for emulsifier components in the oily phase. Where the oily phase is a liquid at room temperature, a suitable temperature for preparation of a composition may be determined by routine experimentation in which the melting point of the ingredients aside from the oily phase is determined. In cases where all components of either the oily phase or the water phase are soluble at room temperature, no heating may be necessary. Non-emulsifying agents which are water soluble are dissolved in the water and oil soluble components including the surfactant components are dissolved in the oily phase.

To create an oil-in-water emulsion, the final oil phase is gently mixed into either an intermediate, preferably de-ionized water, phase or into the final water phase to create a suitable dispersion and the product is allowed to cool with or without stirring. In the case where the final oil phase is first gently mixed into an intermediate water phase, the resulting emulsion concentrate is thereafter mixed in the appropriate ratio with the final aqueous phase. In such cases, the emulsion concentrate and the final aqueous phase may not be at the same temperature or heated above room temperature, as the emulsion may be already formed at this point.

The oil-in-water emulsions of the present invention can be sterilized after preparation using heat, for example, autoclave steam sterilization or can be sterile filtered using, for example, a 0.22 micron sterile filter. Sterilization employing a sterilization filter can be used when the emulsion droplet (or globule or particle) size and characteristics allows this. The droplet size distribution of the emulsion need not be entirely below the particle size cutoff of the 0.22 micron sterile filtration membrane to be sterile-filtratable. In cases wherein the droplet size distribution of the emulsion is above the particle size cutoff of the 0.22 micron sterile filtration membrane, the emulsion needs to be able to deform or change while passing through the filtration membrane and then reform after passing through. This property is easily determined by routine testing of emulsion droplet size distributions and percent of total oil

14

in the compositions before and after filtration. Alternatively, a loss of a small amount of larger droplet sized material may be acceptable.

The present oil-in-water emulsions preferably are thermodynamically stable, much like microemulsions, and yet may not be isotropic transparent compositions as are microemulsions. The emulsions of the present invention advantageously have a shelf life exceeding one year at room temperature.

The following non-limiting examples illustrate certain aspects of the present invention.

## EXAMPLE 1

Two compositions are selected for testing. These compositions are produced in accordance with well known techniques and have the following make-ups:

|  | Composition I<br>wt % | Composition II<br>wt % |
|--|-----------------------|------------------------|
| Cyclosporin                                    | 0.1                   | 0.05                   |
| Castor Oil                                     | 1.25                  | 1.25                   |
| Polysorbate 80                                 | 1.00                  | 1.00                   |
| Premulen ®                                     | 0.05                  | 0.05                   |
| Glycerine                                      | 2.20                  | 2.20                   |
| Sodium hydroxide                               | qs                    | qs                     |
| Purified Water                                 | qs                    | qs                     |
| pH   | 7.2-7.6               | 7.2-7.6                |
| Weight Ratio of Cyclosporin<br>A to Castor Oil | 0.08                  | 0.04                   |

These compositions are employed in a Phase 3, double-masked, randomized, parallel group study for the treatment of dry eye disease.

The results of this study indicate that Composition II, in accordance with the present invention, which has a reduced concentration of cyclosporin A and a cyclosporin A to castor oil ratio of less than 0.08, provides overall efficacy in treating dry eye disease substantially equal to that of Composition I. This is surprising for a number of reasons. For example, the reduced concentration of cyclosporin A in Composition II would have been expected to result in reduced overall efficacy in treating dry eye disease. Also, the large amount of castor oil relative to the amount of cyclosporin A in Composition II might have been expected to cause increased eye irritation relative to Composition I. However, both Composition I and Composition II are found to be substantially non-irritating in use.

Using relatively increased amounts of castor oil, with reduced amounts of cyclosporin component, as in Composition II, is believed to take advantage of the benefits, for example the ocular lubrication benefits, of castor oil, as well as the presence of ricinoleic acid in the castor oil, to at least assist in treating dry eye syndrome in combination with cyclosporin A.

In addition, it is found that the high concentration of castor oil relative to cyclosporin component, as in Composition II, provides the advantage of more quickly or rapidly (for example, relative to a composition which includes only 50% as much castor oil) breaking down or resolving the emulsion in the eye, for example, as measured by split-lamp techniques to monitor the composition in the eye for phase separation. Such rapid break down of the emulsion in the eye reduces vision distortion as the result of the presence of the emulsion in the eye, as well as facilitating the therapeutic effectiveness of the composition in treating dry eye disease.



US 8,629,111 B2

15

Using reduced amounts of cyclosporin A, as in Composition II, to achieve therapeutic effectiveness mitigates even further against undesirable side effects and potential drug interactions. Prescribing physicians can provide (prescribe) Composition II to more patients and/or with fewer restrictions and/or with reduced risk of the occurrence of adverse events, e.g., side effects, drug interactions and the like, relative to providing Composition I.

While this invention has been described with respect to various specific examples and embodiments, it is to be understood that the invention is not limited thereto and that it can be variously practiced within the scope of the following claims.

What is claimed is:

1. A topical ophthalmic emulsion for treating an eye of a human comprising cyclosporin A in an amount of about 0.05% by weight, polysorbate 80, acrylate/C10-30 alkyl acrylate cross-polymer, water, and castor oil in an amount of about 1.25% by weight;

wherein cyclosporin A is the only peptide present in the topical ophthalmic emulsion.

2. The topical ophthalmic emulsion of claim 1, wherein the topical ophthalmic emulsion further comprises a tonicity agent or a demulcent component.

3. The topical ophthalmic emulsion of claim 2, wherein the tonicity agent or the demulcent component is glycerine.

4. The topical ophthalmic emulsion of claim 1, wherein the topical ophthalmic emulsion further comprises a buffer.

5. The topical ophthalmic emulsion of claim 4, wherein the buffer is sodium hydroxide.

6. The topical ophthalmic emulsion of claim 1, wherein the topical ophthalmic emulsion further comprises glycerine and a buffer.

7. The topical ophthalmic emulsion of claim 1, wherein the topical ophthalmic emulsion comprises polysorbate 80 in an amount of about 1.0% by weight.

8. The topical ophthalmic emulsion of claim 1, wherein the topical ophthalmic emulsion comprises acrylate/C10-30 alkyl acrylate cross-polymer in an amount of about 0.05% by weight.

9. The topical ophthalmic emulsion of claim 1, wherein the topical ophthalmic emulsion further comprises glycerine in an amount of about 2.2% by weight, water, and a buffer.

10. The topical ophthalmic emulsion of claim 9, wherein the buffer is sodium hydroxide.

11. The topical ophthalmic emulsion of claim 1, wherein, when the topical ophthalmic emulsion is administered to an eye of a human, the blood of the human has substantially no detectable concentration of cyclosporin A.

12. The topical ophthalmic emulsion of claim 6, wherein the topical ophthalmic emulsion has a pH in the range of about 7.2 to about 7.6.

13. A topical ophthalmic emulsion for treating an eye of a human, wherein the topical ophthalmic emulsion comprises: cyclosporin A in an amount of about 0.05% by weight; castor oil in an amount of about 1.25% by weight; polysorbate 80 in an amount of about 1.0% by weight; acrylate/C10-30 alkyl acrylate cross-polymer in an amount of about 0.05% by weight; a tonicity component or a demulcent component in an amount of about 2.2% by weight;

16

a buffer; and

water;

wherein the topical ophthalmic emulsion has a pH in the range of about 7.2 to about 7.6 and wherein cyclosporin A is the only peptide present in the topical ophthalmic emulsion.

14. The topical ophthalmic emulsion of claim 13, wherein the buffer is sodium hydroxide.

15. The topical ophthalmic emulsion of claim 13, wherein the tonicity component or the demulcent component is glycerine.

16. The topical ophthalmic emulsion of claim 13, wherein, when the topical ophthalmic emulsion is administered to an eye of a human, the blood of the human has substantially no detectable concentration of the cyclosporin A.

17. The topical ophthalmic emulsion of claim 13, wherein the topical ophthalmic emulsion is effective in treating keratoconjunctivitis sicca.

18. A topical ophthalmic emulsion for treating an eye of a human, the topical ophthalmic emulsion comprising: cyclosporin A in an amount of about 0.05% by weight; castor oil in an amount of about 1.25% by weight; polysorbate 80 in an amount of about 1.0% by weight; acrylate/C10-30 alkyl acrylate cross-polymer in an amount of about 0.05% by weight; glycerine in an amount of about 2.2% by weight; sodium hydroxide; and water;

wherein cyclosporin A is the only peptide present in the topical ophthalmic emulsion.

19. The topical ophthalmic emulsion of claim 18, wherein the topical ophthalmic emulsion has a pH in the range of about 7.2 to about 7.6.

20. The topical ophthalmic emulsion of claim 1, wherein the topical ophthalmic emulsion is therapeutically effective in treating dry eye.

21. The topical ophthalmic emulsion of claim 1, wherein the topical ophthalmic emulsion is therapeutically effective in treating keratoconjunctivitis sicca.

22. The topical ophthalmic emulsion of claim 1, wherein the topical ophthalmic emulsion is therapeutically effective in increasing tear production.

23. The topical ophthalmic emulsion of claim 13, wherein the topical ophthalmic emulsion is therapeutically effective in treating dry eye.

24. The topical ophthalmic emulsion of claim 13, wherein the topical ophthalmic emulsion is therapeutically effective in increasing tear production.

25. The topical ophthalmic emulsion of claim 18, wherein the topical ophthalmic emulsion is therapeutically effective in treating dry eye.

26. The topical ophthalmic emulsion of claim 18, wherein the topical ophthalmic emulsion is therapeutically effective in treating keratoconjunctivitis sicca.

27. The topical ophthalmic emulsion of claim 18, wherein the topical ophthalmic emulsion is therapeutically effective in increasing tear production.

\* \* \* \* \*



UNITED STATES PATENT AND TRADEMARK OFFICE  
**CERTIFICATE OF CORRECTION**

PATENT NO. : 8,629,111 B2  
APPLICATION NO. : 13/967163  
DATED : January 14, 2014  
INVENTOR(S) : Andrew Acheampong et al.

Page 1 of 2

It is certified that error appears in the above-identified patent and that said Letters Patent is hereby corrected as shown below:

On the Title page, item (45), under “Date of Patent”, in column 2, line 1,  
delete “January 14, 2014” and insert -- \*January 14, 2014 --, therefor.

On the Title page, under “(\*) Notice:”, in column 1, line 4, above “(Item 21)”  
insert -- This patent is subject to a terminal disclaimer. --.

On Title page 2, in column 2, under “OTHER PUBLICATIONS”, line 25, delete “Pregnanolone” and  
insert -- Pregnenolone --, therefor.

On Title page 3, in column 1, under “OTHER PUBLICATIONS”, line 7, delete “Muscosal” and  
insert -- Mucosal --, therefor.

On Title page 3, in column 1, under “OTHER PUBLICATIONS”, line 22, delete “Pediatr” and  
insert -- Pediatric --, therefor.

On Title page 3, in column 1, under “OTHER PUBLICATIONS”, line 43, delete “Polyocyethylene”  
and insert -- Polyoxyethylene --, therefor.

In the Specification

In column 1, line 34, delete “cyclosporin a” and insert -- cyclosporin A --, therefor.

In column 1, line 35, delete “cyclosporin a” and insert -- cyclosporin A --, therefor.

In column 2, line 62, delete “kerapoconjunctivitis,” and insert -- keratoconjunctivitis, --, therefor.

In column 2, line 67, delete “cyclosporin” and insert -- cyclosporins --, therefor.

In column 3, line 1, delete “is as” and insert -- are as --, therefor.

In column 3, line 10, delete “keratisis” and insert -- keratitis --, therefor.

In column 3, line 23, delete “clyclosporin” and insert -- cyclosporin --, therefor.

In column 5, line 17, delete “kerapoconjunctivitis,” and insert -- keratoconjunctivitis, --, therefor.

Signed and Sealed this  
Eighth Day of July, 2014



Michelle K. Lee  
*Deputy Director of the United States Patent and Trademark Office*

**CERTIFICATE OF CORRECTION (continued)**

Page 2 of 2

**U.S. Pat. No. 8,629,111 B2**

In column 6, line 10, delete “mobil” and insert -- mobile --, therefor.

In column 10, line 29, delete “amphorteric” and insert -- amphoteric --, therefor.

In column 11, line 4, delete “gucoaminoglycans” and insert -- glycosaminoglycans --, therefor.

In column 11, line 22, delete “methacryloyloxethylsulfonates” and  
insert -- methacryloyloxyethylsulfonates --, therefor.

In column 11, line 23, delete “hydroxypropylsulfonic” and insert -- hydroxypropylsulfonic --, therefor.

In column 14, lines 4-5, delete “thermodynamicaly” and insert -- thermodynamically --, therefor.

In column 14, line 22, delete “Cyclosporin” and insert -- Cyclosporin A --, therefor.

In column 14, line 25, delete “Premulen ®” and insert -- Pemulen® --, therefor.

# Exhibit 2

(12) **United States Patent**  
**Acheampong et al.**

(10) **Patent No.:** **US 8,633,162 B2**  
(45) **Date of Patent:** **\*Jan. 21, 2014**

- (54) **METHODS OF PROVIDING THERAPEUTIC EFFECTS USING CYCLOSPORIN COMPONENTS**
- (71) Applicant: **Allergan, Inc.**, Irvine, CA (US)
- (72) Inventors: **Andrew Acheampong**, Irvine, CA (US); **Diane D. Tang-Liu**, Las Vegas, NV (US); **James N. Chang**, Newport Beach, CA (US); **David F. Power**, Hubert, NC (US)
- (73) Assignee: **Allergan, Inc.**, Irvine, CA (US)
- (\*) Notice: Subject to any disclaimer, the term of this patent is extended or adjusted under 35 U.S.C. 154(b) by 0 days.  
  
This patent is subject to a terminal disclaimer.
- (21) Appl. No.: **13/967,179**
- (22) Filed: **Aug. 14, 2013**
- (65) **Prior Publication Data**

|           |   |         |                  |
|-----------|---|---------|------------------|
| 5,296,158 | A | 3/1994  | MacGilp et al.   |
| 5,342,625 | A | 8/1994  | Hauer et al.     |
| 5,368,854 | A | 11/1994 | Rennick          |
| 5,411,952 | A | 5/1995  | Kaswan           |
| 5,424,078 | A | 6/1995  | Dziabo           |
| 5,474,919 | A | 12/1995 | Chartrain et al. |
| 5,474,979 | A | 12/1995 | Ding et al.      |
| 5,504,068 | A | 4/1996  | Komiya et al.    |
| 5,540,931 | A | 7/1996  | Hewitt et al.    |
| 5,543,393 | A | 8/1996  | Kim et al.       |
| 5,589,455 | A | 12/1996 | Woo              |
| 5,591,971 | A | 1/1997  | Shahar et al.    |
| 5,614,491 | A | 3/1997  | Walch et al.     |
| 5,639,724 | A | 6/1997  | Cavanak          |
| 5,652,212 | A | 7/1997  | Cavanak et al.   |
| 5,719,123 | A | 2/1998  | Morley et al.    |
| 5,739,105 | A | 4/1998  | Kim et al.       |
| 5,753,166 | A | 5/1998  | Dalton et al.    |
| 5,766,629 | A | 6/1998  | Cho et al.       |
| 5,798,333 | A | 8/1998  | Sherman          |
| 5,807,820 | A | 9/1998  | Elias et al.     |
| 5,827,822 | A | 10/1998 | Floch'h et al.   |
| 5,827,862 | A | 10/1998 | Yamamura         |
| 5,834,017 | A | 11/1998 | Cho et al.       |
| 5,843,452 | A | 12/1998 | Wiedmann et al.  |
| 5,843,891 | A | 12/1998 | Sherman          |
| 5,858,401 | A | 1/1999  | Bhalani et al.   |
| 5,866,159 | A | 2/1999  | Hauer et al.     |
| 5,891,846 | A | 4/1999  | Ishida et al.    |

(Continued)

**FOREIGN PATENT DOCUMENTS**

|    |          |        |
|----|----------|--------|
| DE | 19810655 | 9/1999 |
| EP | 0471293  | 2/1992 |

(Continued)

**OTHER PUBLICATIONS**

Abdulrazik, M. et al, Ocular Delivery of Cyclosporin A II. Effect of Submicron Emulsion's Surface Charge on Ocular Distribution of Topical Cyclosporin A, S.T.P. Pharma Sciences, Dec. 2001, 427-432, 11(6).

Acheampong, Andrew et al, Cyclosporine Distribution into the Conjunctiva, Cornea, Lacrimal Gland and Systemic Blood Following Topical Dosing of Cyclosporine to Rabbit, Dog and Human eyes, 1996, 179.

Acheampong, Andrew et al, Cyclosporine Distribution Into the Conjunctiva, Cornea, Lacrimal Gland, and Systemic Blood Following Topical Dosing of Cyclosporine to Rabbit, Dog, and Human Eyes, Adv. Exp. Med. Biol., 1998, 1001-1004, 438.

Acheampong, Andrew et al, Distribution of Cyclosporin A in Ocular Tissues After Topical Administration to Albino Rabbits and Beagle Dogs, Current Eye Research, 1999, 91-103, 18(2).

(Continued)

*Primary Examiner* — Marcela M Cordero Garcia  
(74) *Attorney, Agent, or Firm* — Laura L. Wine; Joel German

(57) **ABSTRACT**

Methods of treating an eye of a human or animal include administering to an eye of a human or animal a composition in the form of an emulsion including water, a hydrophobic component and a cyclosporin component in a therapeutically effective amount of less than 0.1 % by weight of the composition. The weight ratio of the cyclosporin component to the hydrophobic component is less than 0.8.

**24 Claims, No Drawings**

- Related U.S. Application Data**
- (63) Continuation of application No. 13/961,818, filed on Aug. 7, 2013, which is a continuation of application No. 11/897,177, filed on Aug. 28, 2007, which is a continuation of application No. 10/927,857, filed on Aug. 27, 2004, now abandoned.
- (60) Provisional application No. 60/503,137, filed on Sep. 15, 2003.
- (51) **Int. Cl.**  
**A61K 38/13** (2006.01)
- (52) **U.S. Cl.**  
USPC ..... **514/20.5**
- (58) **Field of Classification Search**  
None  
See application file for complete search history.

(56) **References Cited**  
**U.S. PATENT DOCUMENTS**

|           |   |         |                    |
|-----------|---|---------|--------------------|
| 3,278,447 | A | 10/1966 | McNicholas         |
| 4,388,229 | A | 6/1983  | Fu                 |
| 4,388,307 | A | 6/1983  | Cavanak            |
| 4,614,736 | A | 9/1986  | Delevallee et al.  |
| 4,649,047 | A | 3/1987  | Kaswan             |
| 4,764,503 | A | 8/1988  | Wenger             |
| 4,814,323 | A | 3/1989  | Andrieu et al.     |
| 4,839,342 | A | 6/1989  | Kaswan             |
| 4,970,076 | A | 11/1990 | Horrobin           |
| 4,990,337 | A | 2/1991  | Kurihara et al.    |
| 4,996,193 | A | 2/1991  | Hewitt et al.      |
| 5,047,396 | A | 9/1991  | Orban et al.       |
| 5,051,402 | A | 9/1991  | Kurihara et al.    |
| 5,053,000 | A | 10/1991 | Booth et al.       |
| 5,286,730 | A | 2/1994  | Caufield et al.    |
| 5,286,731 | A | 2/1994  | Caufield et al.    |
| 5,294,604 | A | 3/1994  | Nussenblatt et al. |



## US 8,633,162 B2

Page 2

(56)

## References Cited

## U.S. PATENT DOCUMENTS

|              |     |         |                             |
|--------------|-----|---------|-----------------------------|
| 5,916,589    | A   | 6/1999  | Hauer et al.                |
| 5,929,030    | A   | 7/1999  | Hamied et al.               |
| 5,951,971    | A   | 9/1999  | Kawashima et al.            |
| 5,962,014    | A   | 10/1999 | Hauer et al.                |
| 5,962,017    | A   | 10/1999 | Hauer et al.                |
| 5,962,019    | A   | 10/1999 | Cho et al.                  |
| 5,977,066    | A   | 11/1999 | Cavanak                     |
| 5,981,479    | A   | 11/1999 | Ko et al.                   |
| 5,981,607    | A   | 11/1999 | Ding et al.                 |
| 5,998,365    | A   | 12/1999 | Sherman                     |
| 6,004,566    | A   | 12/1999 | Friedman et al.             |
| 6,007,840    | A   | 12/1999 | Hauer et al.                |
| 6,008,191    | A   | 12/1999 | Singh                       |
| 6,008,192    | A   | 12/1999 | Al-Razzak et al.            |
| 6,022,852    | A   | 2/2000  | Klokckers et al.            |
| 6,024,978    | A   | 2/2000  | Hauer et al.                |
| 6,046,163    | A   | 4/2000  | Stuchlik et al.             |
| 6,057,289    | A   | 5/2000  | Mulye                       |
| 6,159,933    | A   | 12/2000 | Sherman                     |
| 6,197,335    | B1  | 3/2001  | Sherman                     |
| 6,254,860    | B1  | 7/2001  | Garst                       |
| 6,254,885    | B1  | 7/2001  | Cho et al.                  |
| 6,267,985    | B1  | 7/2001  | Chen et al.                 |
| 6,284,268    | B1  | 9/2001  | Mishra et al.               |
| 6,294,192    | B1  | 9/2001  | Patel et al.                |
| 6,306,825    | B1  | 10/2001 | Cavanak                     |
| 6,323,204    | B1  | 11/2001 | Burke                       |
| 6,346,511    | B1  | 2/2002  | Singh et al.                |
| 6,350,442    | B2  | 2/2002  | Garst                       |
| 6,413,547    | B1  | 7/2002  | Bennett et al.              |
| 6,420,355    | B2  | 7/2002  | Richter et al.              |
| 6,468,968    | B2  | 10/2002 | Cavanak et al.              |
| 6,475,519    | B1  | 11/2002 | Meinzer et al.              |
| 6,486,124    | B2  | 11/2002 | Olbrich et al.              |
| 6,544,953    | B2  | 4/2003  | Tsuzuki et al.              |
| 6,555,526    | B2  | 4/2003  | Matsuo                      |
| 6,562,873    | B2  | 5/2003  | Olejnik et al.              |
| 6,569,463    | B2  | 5/2003  | Patel et al.                |
| 6,582,718    | B2  | 6/2003  | Kawashima                   |
| 6,656,460    | B2  | 12/2003 | Benita et al.               |
| 6,872,705    | B2  | 3/2005  | Lyons                       |
| 6,984,628    | B2* | 1/2006  | Bakhit et al. .... 514/20.8 |
| 7,202,209    | B2  | 4/2007  | Chang                       |
| 7,276,476    | B2  | 10/2007 | Chang et al.                |
| 7,288,520    | B2  | 10/2007 | Chang et al.                |
| 7,297,679    | B2  | 11/2007 | Chang                       |
| 7,501,393    | B2  | 3/2009  | Tien et al.                 |
| 8,211,855    | B2  | 7/2012  | Chang et al.                |
| 8,288,348    | B2  | 10/2012 | Chang et al.                |
| 2001/0003589 | A1  | 6/2001  | Neuer et al.                |
| 2001/0014665 | A1  | 8/2001  | Fischer et al.              |
| 2001/0036449 | A1  | 11/2001 | Garst                       |
| 2002/0012680 | A1  | 1/2002  | Patel et al.                |
| 2002/0013272 | A1  | 1/2002  | Cavanak et al.              |
| 2002/0016290 | A1  | 2/2002  | Floc'h et al.               |
| 2002/0016292 | A1  | 2/2002  | Richter et al.              |
| 2002/0025927 | A1  | 2/2002  | Olbrich et al.              |
| 2002/0045601 | A1  | 4/2002  | Kawashima                   |
| 2002/0107183 | A1  | 8/2002  | Petszulat et al.            |
| 2002/0119190 | A1  | 8/2002  | Meinzer et al.              |
| 2002/0165134 | A1  | 11/2002 | Richter et al.              |
| 2003/0021816 | A1  | 1/2003  | Kang et al.                 |
| 2003/0044452 | A1  | 3/2003  | Ueno                        |
| 2003/0055028 | A1  | 3/2003  | Stergiopoulos et al.        |
| 2003/0059470 | A1  | 3/2003  | Muller                      |
| 2003/0060402 | A1  | 3/2003  | Cavanak et al.              |
| 2003/0087813 | A1  | 5/2003  | Or et al.                   |
| 2003/0104992 | A1  | 6/2003  | Or et al.                   |
| 2003/0108626 | A1  | 6/2003  | Benita et al.               |
| 2003/0109425 | A1  | 6/2003  | Or et al.                   |
| 2003/0109426 | A1  | 6/2003  | Or et al.                   |
| 2003/0133984 | A1  | 7/2003  | Ambuhl et al.               |
| 2003/0143250 | A1  | 7/2003  | Hauer et al.                |
| 2003/0147954 | A1  | 8/2003  | Yang et al.                 |
| 2003/0166517 | A1  | 9/2003  | Fricker et al.              |

|              |    |         |                   |
|--------------|----|---------|-------------------|
| 2005/0014691 | A1 | 1/2005  | Bakhit et al.     |
| 2005/0059583 | A1 | 3/2005  | Acheampong        |
| 2007/0015691 | A1 | 1/2007  | Chang             |
| 2007/0027072 | A1 | 2/2007  | Tien et al.       |
| 2007/0087962 | A1 | 4/2007  | Tien et al.       |
| 2007/0149447 | A1 | 6/2007  | Chang et al.      |
| 2007/0299004 | A1 | 12/2007 | Acheampong et al. |
| 2008/0039378 | A1 | 2/2008  | Graham et al.     |
| 2008/0070834 | A1 | 3/2008  | Chang et al.      |
| 2008/0146497 | A1 | 6/2008  | Graham et al.     |
| 2008/0207495 | A1 | 8/2008  | Graham et al.     |
| 2009/0131307 | A1 | 5/2009  | Tien et al.       |
| 2010/0279951 | A1 | 11/2010 | Morgan et al.     |
| 2011/0009339 | A1 | 1/2011  | Schiffman         |
| 2011/0294744 | A1 | 12/2011 | Morgan et al.     |
| 2012/0270805 | A1 | 10/2012 | Chang et al.      |
| 2013/0059796 | A1 | 3/2013  | Chang et al.      |

## FOREIGN PATENT DOCUMENTS

|    |           |         |
|----|-----------|---------|
| EP | 0547229   | 1/1993  |
| EP | 0760237   | 3/1997  |
| WO | 95-31211  | 11/1995 |
| WO | 00-00179  | 1/2000  |
| WO | 01-32142  | 5/2001  |
| WO | 01-41671  | 6/2001  |
| WO | 02-09667  | 2/2002  |
| WO | 02-49603  | 6/2002  |
| WO | 03-030834 | 4/2003  |
| WO | 03-053405 | 7/2003  |

## OTHER PUBLICATIONS

Akpek, Esen Karamursel et al, A Randomized Trial of Topical Cyclosporin 0.05% in Topical Steroid-Resistant Atopic Keratoconjunctivitis, *Ophthalmology*, 2004, 476-482, 111.

Angelov, O. et al, Preclinical Safety Studies of Cyclosporine Ophthalmic Emulsion, *Adv Exp Med Biol*, 1998, 991-995, 438.

Angelov, O. et al, Safety Assessment of Cyclosporine Ophthalmic Emulsion in Rabbits and Dogs, *XIth Congress of the European Society of Ophthalmology*, 1997, 25-28, 1-5, Soc. Ophthalmol Eur., Hu.

Ardizzone Sandro et al, A Practical Guide to the Management of Distal Ulcerative Colitis, *Drugs*, 1998, 519-542, 55(4).

Banic, Marko et al, Effect of Cyclosporine in a Murine Model of Experimental Colitis, *Digestive Diseases and Sciences*, Jun. 2002, 1362-1368, 47(6).

Bonini, S. et al, Vernal Keratoconjunctivitis, *Eye*, 2004, 345-351, 18.

Brewster, Marcus et al, Enhanced Delivery of Ganciclovir to the Brain Through the Use of Redox Targeting, *Antimicrobial Agents and Chemotherapy*, Apr. 1994, 817-823, 38(4).

Brewster, Marcus et al, Intravenous and Oral Pharmacokinetic Evaluation of a 2-Hydroxypropyl- $\beta$ -cyclodextrin-Based Formulation of Carbamazepine in the Dog: Comparison with Commercially Available Tablets and Suspensions, *Journal of Pharmaceutical Sciences*, Mar. 1997, 335-339, 86(3).

Brewster, Marcus et al, Preparation, Characterization, and Anesthetic Properties of 2-Hydroxypropyl- $\beta$ -cyclodextrin Complexes of Pregnanolone and Pregnenolone in Rat and Mouse, *Journal of Pharmaceutical Sciences*, Oct. 1995, 1154-1159, 84(10).

Brinkmeier, Thomas et al, Pyodermitis-Pyostomatitis Vegetans: A Clinical Course of Two Decades with Response to Cyclosporine and Low-Dose Prednisolone, *Acta Derm Venereol*, 2001, 134-136, 81.

Castillo, Jose M. Benitez Del et al, Influence of Topical Cyclosporine A and Dissolvent on Corneal Epithelium Permeability of Fluorescein, *Documenta Ophthalmologica*, 1995, 49-55, 91.

Cheeks, Lisa et al, Influence of Vehicle and Anterior Chamber Protein Concentration on Cyclosporine Penetration Through the Isolated Rabbit Cornea, *Current Eye Research*, 1992, 641-649, 11(7).

Database WPI Week 200044, Derwent Pub. Ltd., London, GB; An 2000-492678 & JP2000/143542, 2000, 2 Pages.

Ding, Shulin et al, Cyclosporine Ophthalmic O/W emulsion: Formulation and Emulsion Characterization, *Pharm Res*, 1997, 1 page, 14 (11).

Donnenfeld, Eric D., The Economics of Using Restasis, *Ophthalmology Management*, Oct. 2003, 3 pages, US.

Drosos, A. A. et al, Efficacy and Safety of Cyclosporine-A Therapy for Primary Sjogren's Syndrome, *Ter. Arkh.*, 1998, 77-80, 60(4).



## US 8,633,162 B2

Page 3

(56)

## References Cited

## OTHER PUBLICATIONS

- Drosos, A.A. et al, Cyclosporin A Therapy in Patients with Primary Sjogren's Syndrome: Results at One Year, *Scand J Rheumatology*, 1986, 246-249, 61.
- Eisen, Dore et al, Topical Cyclosporine for Oral Mucosal Disorders, *J Am Acad Dermatol*, Dec. 1990, 1259-1264, 23.
- Epstein, Joel et al, Topical Cyclosporine in a Bioadhesive for Treatment of Oral Lichenoid Mucosal Reactions, *Oral Surg Oral Med Oral Pathol Oral*, 1996, 532-536, 82.
- Erdmann, S. et al, Pemphigus Vulgaris Der Mund- Und Kehlkopfschleimhaut Pemphigus Vulgaris of the Oral Mucosa and the Larynx, *H+G Zeitschrift Fuer Hautkrankheiten*, 1997, 283-286, 72(4).
- FDA Concludes Restasis (Cyclosporine) Not Effective for Dry Eye (Jun. 18, 1999). Accessed online at [http://www.dryeyeinfo.org/Restasis\\_Cyclosporine.htm](http://www.dryeyeinfo.org/Restasis_Cyclosporine.htm) on Aug. 14, 2009. 1 Page.
- Gaeta, G.M. et al, Cyclosporin Bioadhesive Gel in the Topical Treatment of Erosive Oral Lichen Planus, *International Journal of Immunopathology and Pharmacology*, 1994, 125-132, 7(2).
- Gipson, Ilene et al, Character of Ocular Surface Mucins and Their Alteration in Dry Eye Disease, *The Ocular Surface*, Apr. 2004, 131-148, 2(2).
- Gremse, David et al, Ulcerative Colitis in Children, *Pediatr Drugs*, 2002, 807-815, 4(12).
- Gunduz, Kaan et al, Topical Cyclosporin Treatment of Keratoconjunctivitis Sicca in Secondary Sjogren's Syndrome, *Acta Ophthalmologica*, 1994, 438-442, 72.
- <http://web.archive.org/web/2001030625323/http://www.surfactant.co.kr/surfactants/pegester.html>, 2001, 6 Pages, retrieved on Jul. 5, 2008.
- Hunter, P.A. et al, Cyclosporin A Applied Topically to the Recipient Eye Inhibits Corneal Graft Rejection, *Clin Exp Immunol*, 1981, 173-177, 45.
- Jumaa, Muhannad et al, Physicochemical Properties and Hemolytic Effect of Different Lipid Emulsion Formulations Using a Mixture of Emulsifiers, *Pharmaceutica Acta Helveticae*, 1999, 293-301, 73.
- Kanai, A. et al, The Effect on the Cornea of Alpha Cyclodextrin Vehicle for Eye Drops, *Transplantation Proceedings*, Feb. 1989, 3150-3152, vol. 21.
- Kanpolat, Ayfer et al, Penetration of Cyclosporin A into the Rabbit Cornea and Aqueous Humor after Topical Drop and Collagen Shield Administration, *Cornea/External Disease*, Apr. 1994, 119-122, 20(2).
- Kaur, Rabinder et al, Solid Dispersions of Drugs in Polyocetylalene 40 Stearate: Dissolution Rates and Physico-Chemical Interactions, *Journal of Pharmacy and Pharmacology*, Dec. 1979, 48P.
- Kuvano, Mitsuaki et al, Cyclosporine A Formulation Affects Its Ocular Distribution in Rabbits, *Pharmaceutical Research*, Jan. 2002, 108-111, 19(1).
- Lambert Technologies Corp. Material Safety Data Sheet for LUMULSE™ POE-40 MS KP, last revision Aug. 22, 2003. 3 pages.
- Leibovitz, Z. et al., Our Experience In Processing Maize (Corn) Germ Oil, *Journal of the American Oil Chemists Society*, Feb. 1983, 395-399, 80 (2), US.
- Lixin, Xie et al, Effect of Cyclosporine A Delivery System in Corneal Transplantation, *Chinese Medical Journal*, 2002, 110-113, 115 (1), US.
- Lopatin, D.E., Chemical Compositions and Functions of Saliva, Aug. 24, 2001, 31 Pages.
- Lyons, R.T. et al, Influence of Three Emulsion Formulation Parameters on the Ocular Bioavailability of Cyclosporine A in Albino Rabbits, *Am Assoc Pharm Sci*, 2000, 1 Page, 2(4).
- Pedersen, Anne Marie et al, Primary Sjogren's Syndrome: Oral Aspects on Pathogenesis, Diagnostic Criteria, Clinical Features and Approaches for Therapy, *Expert Opin Pharma*, 2001, 1415-1436, 2(9).
- Phillips, Thomas et al, Cyclosporine Has a Direct Effect on the Differentiation of a Mucin-Secreting Cell Line, *Journal of Cellular Physiology*, 2000, 400-408, 184.
- Present, D.H. et al, Cyclosporine and Other Immunosuppressive Agents: Current and Future Role in the Treatment of Inflammatory Bowel Disease, *American Journal of Gastroenterology*, 1993, 627-630, 88(5).
- Restasis® Product Information Sheet, Allergan, Inc., 2009, 5 Pages.
- Restasis® Increasing Tear Production, Retrieved on Aug. 14, 2009, [http://www.restasisprofessional.com/\\_clinical/clinical\\_increasing.htm](http://www.restasisprofessional.com/_clinical/clinical_increasing.htm) 3 pages.
- Robinson, N.A. et al, Desquamative Gingivitis: A Sign of Mucocutaneous Disorders—a Review, *Australian Dental Journal*, 2003, 205-211, 48(4).
- Rudinger, J., Characteristics of the Amino Acids as Components of a Peptide Hormone Sequence, *Peptide Hormones*, 1976, 1-7.
- Sall, Kenneth et al, Two Multicenter, Randomized Studies of the Efficacy and Safety of Cyclosporine Ophthalmic Emulsion in Moderate to Severe Dry Eye Disease, *Ophthalmology*, 2000, 631-639, 107.
- Sandborn, William et al, A Placebo-Controlled Trial of Cyclosporine Enemas for Mildly to Moderately Active Left-Sided Ulcerative Colitis, *Gastroenterology*, 1994, 1429-1435, 106.
- Sandborn, William et al, Cyclosporine Enemas for Treatment-Resistant, Mildly to Moderately Active, Left-Sided Ulcerative Colitis, *American Journal of Gastroenterology*, 1993, 640-645, 88(5).
- Schwab, Matthias et al, Pharmacokinetic Considerations in the Treatment of Inflammatory Bowel Disease, *Clin Pharm*, 2001, 723-751, 60(10).
- Secchi, Antonio et al, Topical Use of Cyclosporine in the Treatment of Vernal Keratoconjunctivitis, *American Journal of Ophthalmology*, Dec. 1990, 641-645, 110.
- Small, Dave et al, The Ocular Pharmacokinetics of Cyclosporine in Albino Rabbits and Beagle Dogs, *Ocular Drug Delivery and Metabolism*, 1999, 54.
- Small, David et al, Blood Concentrations of Cyclosporin A During Long-Term Treatment With Cyclosporin A ophthalmic Emulsions in Patients with Moderate to Severe Dry Eye Disease, *Journal of Ocular Pharmacology and Therapeutics*, 2002, 411-418, 18(5).
- Smilek, Dawn et al, A Single Amino Acid Change in a Myelin Basic Protein Peptide Confers the Capacity to Prevent Rather Than Induce Experimental Autoimmune Encephalomyelitis, *Proc. Natl. Acad. Sci.*, Nov. 1991, 9633-9637, 88.
- Stephenson, Michelle, The Latest Uses of Restasis, *Review of Ophthalmology*, Dec. 30, 2005, 7 Pages, US.
- Stevenson, Dara et al, Efficacy and Safety of Cyclosporin A ophthalmic Emulsion in the Treatment of Moderate-to-Severe Dry Eye Disease, *Ophthalmology*, 2000, 967-974, 107.
- Tesavibul, N. et al, Topical Cyclosporine A (CsA) for Ocular Surface Abnormalities in Graft Versus Host Disease Patients, *Invest Ophthalmol Vis Sci*, Feb. 1996, S1026, 37(3).
- The Online Medical Dictionary, Derivative, Analog, Analogue, Xerostomia, accessed Jul. 7, 2005 and Jul. 13, 2005, 6 Pages.
- Tibell, A. et al., Cyclosporin A In Fat Emulsion Carriers: Experimental Studies on Pharmacokinetics and Tissue Distribution, *Pharmacology & Toxicology*, 1995, 115-121, 76, US.
- Tsubota, Kazuo et al, Use of Topical Cyclosporin A in a Primary Sjogren's Syndrome Mouse Model, *Invest Ophthalmol Vis Sci*, Aug. 1998, 1551-1559, 39(9).
- Van Der Reijden, Willy et al, Treatment of Oral Dryness Related Complaints (Xerostomia) in Sjogren's Syndrome, *Ann Rheum Dis*, 1999, 465-473, 58.
- Winter, T.A. et al, Cyclosporin A Retention Enemas in Refractory Distal Ulcerative Colitis and 'Pouchitis', *Scand J Gastroenterol*, 1993, 701-704, 28.
- Pending U.S. Appl. No. 13/967,189, filed Aug. 14, 2013.
- Pending U.S. Appl. No. 13/961,818, filed Aug. 7, 2013.
- Pending U.S. Appl. No. 13/961,828, filed Aug. 7, 2013.
- Pending U.S. Appl. No. 13/961,835, filed Aug. 7, 2013.
- Pending U.S. Appl. No. 13/961,808, filed Aug. 7, 2013.
- Pending U.S. Appl. No. 13/967,163, filed Aug. 14, 2013.
- Pending U.S. Appl. No. 13/967,168, filed Aug. 14, 2013.
- U.S. Re-Examination Application: 90/009,944 Filed on Aug. 27, 2011.

\* cited by examiner



US 8,633,162 B2

1

# METHODS OF PROVIDING THERAPEUTIC EFFECTS USING CYCLOSPORIN COMPONENTS

## RELATED APPLICATION

This application is a continuation of copending U.S. application Ser. No. 13/961,818 filed Aug. 7, 2013, which is a continuation of copending U.S. application Ser. No. 11/897,177, filed Aug. 28, 2007, which is a continuation of U.S. application Ser. No. 10/927,857, filed Aug. 27, 2004, now abandoned, which claimed the benefit of U.S. Provisional Application No. 60/503,137 filed Sep. 15, 2003, which are incorporated in their entirety herein by reference.

## BACKGROUND OF THE INVENTION

The present invention relates to methods of providing desired therapeutic effects to humans or animals using compositions including cyclosporin components. More particularly, the invention relates to methods including administering to an eye of a human or animal a therapeutically effective amount of a cyclosporin component to provide a desired therapeutic effect, preferably a desired ophthalmic or ocular therapeutic effect.

The use of cyclosporin-A and cyclosporin A derivatives to treat ophthalmic conditions has been the subject of various patents, for example Ding et al U.S. Pat. No. 5,474,979; Garst U.S. Pat. No. 6,254,860; and Garst U.S. Pat. No. 6,350,442, this disclosure of each of which is incorporated in its entirety herein by reference. In addition, cyclosporin A compositions used in treating ophthalmic conditions is the subject of a number of publications. Such publications include, for example, "Blood concentrations of cyclosporin a during long-term treatment with cyclosporin a ophthalmic emulsions in patients with moderate to severe dry eye disease," Small et al, *J Ocul Pharmacol Ther*, 2002 October, 18(5):411-8; "Distribution of cyclosporin A in ocular tissues after topical administration to albino rabbits and beagle dogs," Acheampong et al, *Curr Eye Res*, 1999 February, 18(2):91-103b; "Cyclosporine distribution into the conjunctiva, cornea, lacrimal gland, and systemic blood following topical dosing of cyclosporine to rabbit, dog, and human eyes," Acheampong et al, *Adv Exp Med Biol*, 1998, 438:1001-4; "Preclinical safety studies of cyclosporine ophthalmic emulsion," Angelov et al, *Adv Exp Med Biol*, 1998, 438:991-5; "Cyclosporin & Emulsion & Eye," Stevenson et al, *Ophthalmology*, 2000 May, 107(5):967-74; and "Two multicenter, randomized studies of the efficacy and safety of cyclosporine ophthalmic emulsion in moderate to severe dry eye disease. CsA Phase 3 Study Group," Sall et al, *Ophthalmology*, 2000 April, 107(4):631-9. Each of these publications is incorporated in its entirety herein by reference. In addition, cyclosporin A-containing oil-in-water emulsions have been clinically tested, under conditions of confidentiality, since the mid 1990's in order to obtain U.S. Food and Drug Administration (FDA) regulatory approval.

Examples of useful cyclosporin A-containing emulsions are set out in Ding et al U.S. Pat. No. 5,474,979. Example 1 of this patent shows a series of emulsions in which the ratio of cyclosporin A to castor oil in each of these compositions was 0.08 or greater, except for Composition B, which included 0.2% by weight cyclosporin A and 5% by weight castor oil. The Ding et al patent placed no significance in Composition B relative to Compositions A, C and D of Example 1.

Over time, it has become apparent that cyclosporin A emulsions for ophthalmic use preferably have less than 0.2% by

2

weight of cyclosporin A. With cyclosporin A concentrations less than 0.2%, the amount of castor oil employed has been reduced since one of the functions of the castor oil is to solubilize the cyclosporin A. Thus, if reduced amounts of cyclosporin are employed, reduced amounts of castor oil are needed to provide effective solubilization of cyclosporin A.

There continues to be a need for providing enhanced methods of treating ophthalmic or ocular conditions with cyclosporin-containing emulsions.

## SUMMARY OF THE INVENTION

New methods of treating a human or animal using cyclosporin component-containing emulsions have been discovered. Such methods provide substantial overall efficacy in providing desired therapeutic effects. In addition, other important benefits are obtained employing the present methods. For example, patient safety is enhanced. In particular, the present methods provide for reduced risks of side effects and/or drug interactions. Prescribing physicians advantageously have increased flexibility in prescribing such methods and the compositions useful in such methods, for example, because of the reduced risks of harmful side effects and/or drug interactions. The present methods can be easily practiced.

In short, the present methods provide substantial and acceptable overall efficacy, together with other advantages, such as increased safety and/or flexibility.

In one aspect of the present invention, the present methods comprise administering to an eye of a human or animal a composition in the form of an emulsion comprising water, a hydrophobic component and a cyclosporin component in a therapeutically effective amount of less than 0.1% by weight of the composition. The weight ratio of the cyclosporin component to the hydrophobic component is less than 0.08.

It has been found that the relatively increased amounts of hydrophobic component together with relatively reduced, yet therapeutically effective, amounts of cyclosporin component provide substantial and advantageous benefits. For example, the overall efficacy of the present compositions, for example in treating dry eye disease, is substantially equal to an identical composition in which the cyclosporin component is present in an amount of 0.1% by weight. Further, a relatively high concentration of hydrophobic component is believed to provide for a more quick or rapid breaking down or resolving of the emulsion in the eye, which reduces vision distortion which may be caused by the presence of the emulsion in the eye and/or facilitates the therapeutic effectiveness of the composition. Additionally, and importantly, using reduced amounts of the active cyclosporin component mitigates against undesirable side effects and/or potential drug interactions.

In short, the present invention provides at least one advantageous benefit, and preferably a plurality of advantageous benefits.

The present methods are useful in treating any suitable condition which is therapeutically sensitive to or treatable with cyclosporin components. Such conditions preferably are ophthalmic or ocular conditions, that is relating to or having to do with one or more parts of an eye of a human or animal. Included among such conditions are, without limitation, dry eye syndrome, phacoanaphylactic endophthalmitis, uveitis, vernal conjunctivitis, atopic keratoconjunctivitis, corneal graft rejection and the like conditions. The present invention is particularly effective in treating dry eye syndrome.

Employing reduced concentrations of cyclosporin component, as in the present invention, is advantageously effective



US 8,633,162 B2

3

to provide the blood of the human or animal under treatment with reduced concentrations of cyclosporin component, preferably with substantially no detectable concentration of the cyclosporin component. The cyclosporin component concentration of blood can be advantageously measured using a validated liquid chromatography/mass spectrometry-mass spectrometry (VLC/MS-MS) analytical method, such as described elsewhere herein.

In one embodiment, in the present methods the blood of the human or animal has concentrations of cyclosporin component of 0.1 ng/ml or less.

Any suitable cyclosporin component effective in the present methods may be used.

Cyclosporins are a group of nonpolar cyclic oligopeptides with known immunosuppressant activity. Cyclosporin A, along with several other minor metabolites, cyclosporin B through I, have been identified. In addition, a number of synthetic analogs have been prepared.

In general, commercially available cyclosporins may contain a mixture of several individual cyclosporins which all share a cyclic peptide structure consisting of eleven amino acid residues with a total molecular weight of about 1,200, but with different substituents or configurations of some of the amino acids.

The term "cyclosporin component" as used herein is intended to include any individual member of the cyclosporin group and derivatives thereof, as well as mixtures of two or more individual cyclosporins and derivatives thereof.

Particularly preferred cyclosporin components include, without limitation, cyclosporin A, derivatives of cyclosporin A and the like and mixtures thereof. Cyclosporin A is an especially useful cyclosporin component.

Any suitable hydrophobic component may be employed in the present invention. Advantageously, the cyclosporin component is solubilized in the hydrophobic component. The hydrophobic component may be considered as comprising a discontinuous phase in the presently useful cyclosporin component-containing emulsions.

The hydrophobic component preferably is present in the emulsion compositions in an amount greater than about 0.625% by weight. For example, the hydrophobic component may be present in an amount of up to about 1.0% by weight or about 1.5% by weight or more of the composition.

Preferably, the hydrophobic component comprises one or more oily materials. Examples of useful oil materials include, without limitation, vegetable oils, animal oils, mineral oils, synthetic oils and the like and mixtures thereof. In a very useful embodiment, the hydrophobic component comprises one or more higher fatty acid glycerides. Excellent results are obtained when the hydrophobic component comprises castor oil.

The presently useful compositions may include one or more other components in amounts effective to facilitate the usefulness and effectiveness of the compositions. Examples of such other components include, without limitation, emulsifier components, tonicity components, polyelectrolyte components, surfactant components, viscosity inducing components, acids and/or bases to adjust the pH of the composition, buffer components, preservative components and the like. Components may be employed which are effective to perform two or more functions in the presently useful com-

4

positions. For example, components which are effective as both emulsifiers and surfactants may be employed, and/or components which are effective as both polyelectrolyte components and viscosity inducing components may be employed. The specific composition chosen for use in the present invention advantageously is selected taking into account various factors present in the specific application at hand, for example, the desired therapeutic effect to be achieved, the desired properties of the compositions to be employed, the sensitivities of the human or animal to whom the composition is to be administered, and the like factors.

The presently useful compositions advantageously are ophthalmically acceptable. A composition, component or material is ophthalmically acceptable when it is compatible with ocular tissue, that is, it does not cause significant or undue detrimental effects when brought into contact with ocular tissues.

Such compositions have pH's within the physiological range of about 6 to about 10, preferably in a range of about 7.0 to about 8.0 and more preferably in a range of about 7.2 to about 7.6.

The present methods preferably provide for an administering step comprising topically administering the presently useful compositions to the eye or eyes of a human or animal.

Each and every feature described herein, and each and every combination of two or more of such features, is included within the scope of the present invention provided that the features included in such a combination are not mutually inconsistent.

These and other aspects and advantages of the present invention are apparent in the following detailed description, example and claims.

#### DETAILED DESCRIPTION

The present methods are effective for treating an eye of a human or animal. Such methods, in general, comprise administering, preferably topically administering, to an eye of a human or animal a cyclosporin component-containing emulsion. The emulsion contains water, for example U.S. pure water, a hydrophobic component and a cyclosporin component in a therapeutically effective amount of less than 0.1% by weight of the emulsion. In addition, beneficial results have been found when the weight ratio of the cyclosporin component to the hydrophobic component is less than 0.08.

As noted above, the present administering step preferably includes topically administering the emulsion to the eye of a patient of a human or animal. Such administering may involve a single use of the presently useful compositions, or repeated or periodic use of such compositions, for example, as required or desired to achieve the therapeutic effect to be obtained. The topical administration of the presently useful composition may involve providing the composition in the form of eye drops or similar form or other form so as to facilitate such topical administration.

The present methods have been found to be very effective in providing the desired therapeutic effect or effects while, at the same time, substantially reducing, or even substantially eliminating, side effects which may result from the presence of the cyclosporin component in the blood of the human or animal being treated, and eye irritation which, in the past, has been caused by the presence of certain components in prior art



## US 8,633,162 B2

5

cyclosporin-containing emulsions. Also, the use of the present compositions which include reduced amounts of the cyclosporin components allow for more frequent administration of the present compositions to achieve the desired therapeutic effect or effects without substantially increasing the risk of side effects and/or eye irritation.

The present methods are useful in treating any condition which is therapeutically sensitive to or treatable with cyclosporin components. Such conditions preferably are ophthalmic or ocular conditions, that is relating to or having to do with one or more parts of an eye of a human or animal. Included among such conditions are, without limitation, dry eye syndrome, phacoanaphylactic endophthalmitis, uveitis, vernal conjunctivitis, atopic keratoconjunctivitis, corneal graft rejection and the like conditions. The present invention is particularly effective in treating dry eye syndrome.

The frequency of administration and the amount of the presently useful composition to use during each administration varies depending upon the therapeutic effect to be obtained, the severity of the condition being treated and the like factors. The presently useful compositions are designed to allow the prescribing physician substantial flexibility in treating various ocular conditions to achieve the desired therapeutic effect or effects with reduced risk of side effects and/or eye irritation. Such administration may occur on an as needed basis, for example, in treating or managing dry eye syndrome, on a one time basis or on a repeated or periodic basis once, twice, thrice or more times daily depending on the needs of the human or animal being treated and other factors involved in the application at hand.

6

detection limit of 0.1 ng/ml. Cyclosporin component concentrations below or less than 0.1 ng/ml are therefore considered substantially undetectable.

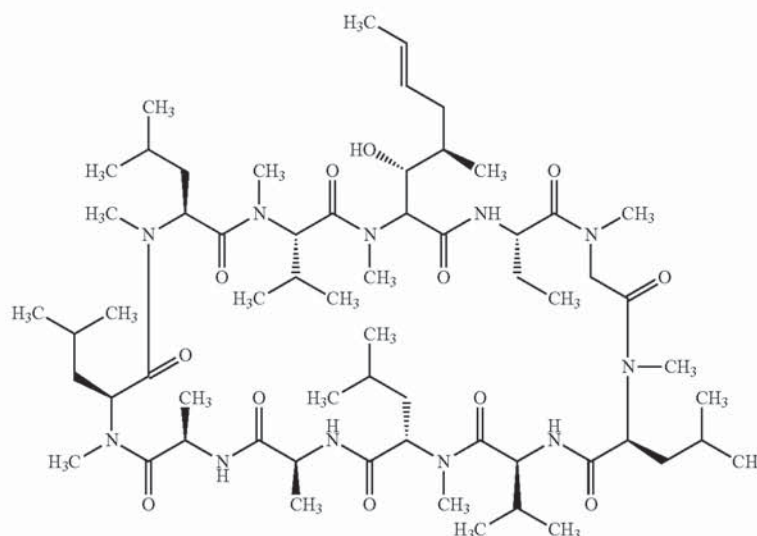
The LC-MS/MS test is advantageously run as follows.

One ml of blood is acidified with 0.2 ml of 0.1 N HCl solution, then extracted with 5 ml of methyl t-butyl ether. After separation from the acidified aqueous layer, the organic phase is neutralized with 2 ml of 0.1 N NaOH, evaporated, reconstituted in a water/acetonitrile-based mobil phase, and injected onto a 2.1x50 mm, 3  $\mu$ m pore size C-8 reverse phase high pressure liquid chromatography (HPLC) column (Key-stone Scientific, Bellefonte, Pa.). Compounds are gradient-eluted at 0.2 mL/min and detected using an API III triple quadrupole mass spectrometer with a turbo-ionspray source (PE-Sciex, Concord, Ontario, Canada). Molecular reaction monitoring enhances the sensitivity and selectivity of this assay. Protonated molecules for the analyte and an internal standard are collisionally dissociated and product ions at m/z 425 are monitored for the analyte and the internal standard. Under these conditions, cyclosporin A and the internal standard cyclosporin G elute with retention times of about 3.8 minutes. The lower limit of quantitation is 0.1 ng/mL, at which concentration the coefficient of variation and deviation from nominal concentration is <15%.

As noted previously, any suitable cyclosporin component effective in the present methods may be employed. Very useful cyclosporin components include, without limitation, cyclosporin A, derivatives of cyclosporin A and the like and mixtures thereof.

The chemical structure for cyclosporin A is represented by Formula 1

Formula I



One of the important advantages of the present invention is the reduced concentration of the cyclosporin component in the blood of the human or animal as a result of administering the present composition as described herein. One very useful embodiment of the present administering step provides no substantial detectable concentration of cyclosporin component in the blood of the human or animal. Cyclosporin component concentration in blood preferably is determined using a liquid chromatography-mass spectroscopy-mass spectroscopy (LC-MS/MS), which test has a cyclosporin component

As used herein the term "derivatives" of a cyclosporin refer to compounds having structures sufficiently similar to the cyclosporin so as to function in a manner substantially similar to or substantially identical to the cyclosporin, for example, cyclosporin A, in the present methods. Included, without limitation, within the useful cyclosporin A derivatives are those selected from ((R)-methylthio-Sar)<sup>3</sup>-(4'-hydroxy-Me-Leu) cyclosporin A, ((R)-(Cyclo)alkylthio-Sar)<sup>3</sup>-(4'-hydroxy-MeLeu)<sup>4</sup>-cyclosporin A, and ((R)-(Cyclo)alkylthio-Sar)<sup>3</sup>-cyclosporin A derivatives described below.

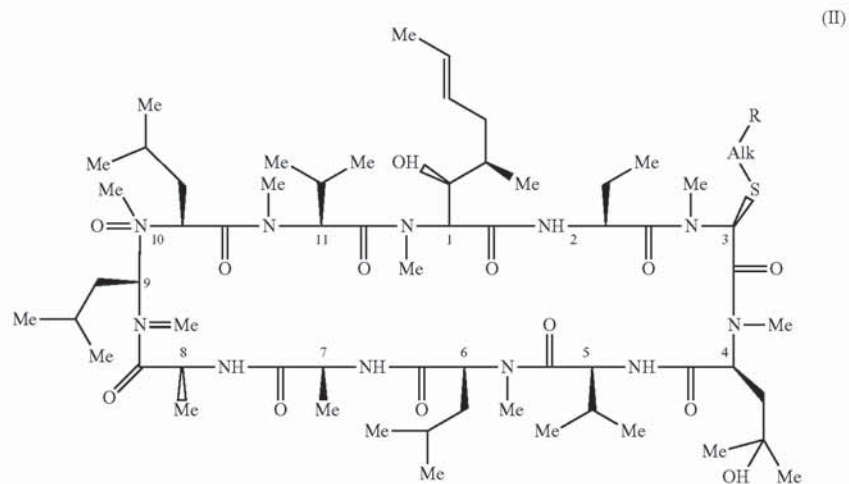
US 8,633,162 B2

7

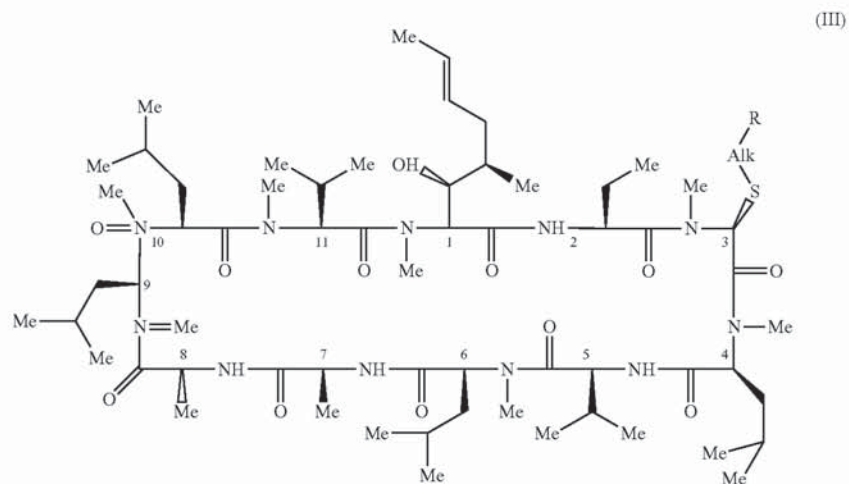
8

These cyclosporin derivatives are represented by the following general formulas (II), (III), and (IV) respectively:

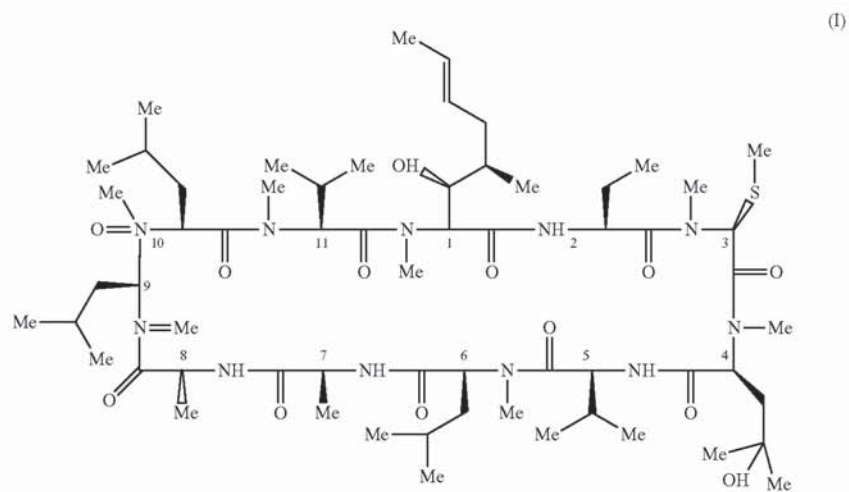
Formula II



Formula III



Formula IV





US 8,633,162 B2

9

wherein Me is methyl; Alk is 2-6C alkylene or 3-6C cycloalkylene; R is OH, COOH, alkoxycarbonyl, —NR<sub>1</sub>R<sub>2</sub> or N(R<sub>3</sub>)—(CH<sub>2</sub>)—NR<sub>1</sub>R<sub>2</sub>; wherein R<sub>1</sub>, R<sub>2</sub> is H, alkyl, 3-6C cycloalkyl, phenyl (optionally substituted by halo, alkoxy, alkoxycarbonyl, amino, alkylamino or dialkylamino), benzyl or saturated or unsaturated heterocyclyl having 5 or 6 members and 1-3 heteroatoms; or NR<sub>1</sub>R<sub>2</sub> is a 5 or 6 membered heterocycle which may contain a further N, O or S heteroatom and may be alkylated; R<sub>3</sub> is H or alkyl and n is 2-4; and the alkyl moieties contain 1-4C.

In one embodiment, the cyclosporin component is effective as an immunosuppressant. Without wishing to be limited to any particular theory of operation, it is believed that, in certain embodiments of the present invention, the cyclosporin component acts to enhance or restore lacrimal gland tearing in providing the desired therapeutic effect.

One important feature of the present invention is that the presently useful compositions contain less than 0.1% by weight of the cyclosporin component. The advantages of such low-concentrations of cyclosporin components have been discussed in some detail elsewhere herein. Low concentrations of cyclosporin component, together with concentrations of the hydrophobic component such that the weight ratio of cyclosporin component to hydrophobic component is greater than 0.08, provides one or more substantial advantages in the present methods.

Any suitable hydrophobic component may be employed in the present invention. Such hydrophobic component may be considered as comprising a discontinuous phase in the presently useful cyclosporin component-containing emulsions, with the water or aqueous phase being considered the continuous phase in such emulsion. The hydrophobic component is preferably selected so as to solubilize the cyclosporin component, which is often substantially insoluble in the aqueous phase. Thus, with a suitable hydrophobic component included in the presently useful emulsions, the cyclosporin component is preferably solubilized in the emulsions.

In one very useful embodiment, the hydrophobic component comprises an oily material, in particular, a material which is substantially not miscible in water. Examples of useful oily materials include, without limitation, vegetable oils, animal oils, mineral oils, synthetic oils, and the like and mixtures thereof. Thus, the present hydrophilic components may comprise naturally occurring oils, including, without limitation refined naturally occurring oils, or naturally occurring oils which have been processed to alter their chemical structures to some extent or oils which are substantially entirely synthetic. One very useful hydrophobic component includes higher fatty acid glycerides.

Examples of useful hydrophobic components include, without limitation, olive oil, arachis oil, castor oil, mineral oil, silicone fluid and the like and mixtures thereof. Higher fatty acid glycerides such as olive oil, peanut oil, castor oil and the like and mixtures thereof are particularly useful in the present invention. Excellent results are obtained using a hydrophobic component comprising castor oil. Without wishing to limit the invention to any particular theory of operation, it is believed that castor oil includes a relatively high concentration of ricinoleic acid which itself may be useful in benefitting ocular tissue and/or in providing one or more therapeutic effects when administered to an eye.

The hydrophobic component is preferably present in the presently useful cyclosporin component-containing emulsion compositions in an amount greater than about 0.625% by weight. For example, the hydrophobic component may be present in an amount up to about 0.75% by weight or about

10

1.0% by weight or about 1.5% by weight or more of the presently useful emulsion compositions.

The presently useful compositions may include one or more other components in amounts effective to facilitate the usefulness and effectiveness of the present methods and/or the presently useful compositions. Examples of such other components include, without limitation, emulsifier components, surfactant components, tonicity components, poly electrolyte components, emulsion stability components, viscosity inducing components, demulcent components, acid and/or bases to adjust the pH of the composition, buffer components, preservative components and the like.

In one very useful embodiment, the presently useful compositions are substantially free of preservatives. Thus, the presently useful compositions may be sterilized and maintained in a sterile condition prior to use, for example, provided in a sealed package or otherwise maintained in a substantially sterile condition.

Any suitable emulsifier component may be employed in the presently useful compositions, provided, that such emulsifier component is effective in forming maintaining the emulsion and/or in the hydrophobic component in emulsion, while having no significant or undue detrimental effect or effects on the compositions during storage or use.

In addition, the presently useful compositions, as well as each of the components of the present compositions in the concentration present in the composition advantageously are ophthalmically acceptable.

Useful emulsifier components may be selected from such component which are conventionally used and well known in the art. Examples of such emulsifier components include, without limitation, surface active components or surfactant components which may be anionic, cationic, nonionic or amphoteric in nature. In general, the emulsifier component includes a hydrophobic constituent and a hydrophilic constituent. Advantageously, the emulsifier component is water soluble in the presently useful compositions. Preferably, the emulsifier component is nonionic. Specific examples of suitable emulsifier components include, without limitation, polysorbate 80, polyoxyalkylene alkylene ethers, polyalkylene oxide ethers of alkyl alcohols, polyalkylene oxide ethers of alkylphenols, other emulsifiers/surfactants, preferably nonionic emulsifiers/surfactants, useful in ophthalmic compositions, and the like and mixtures thereof.

The emulsifier component is present in an amount effective in forming the present emulsion and/or in maintaining the hydrophobic component in emulsion with the water or aqueous component. In one preferred embodiment, the emulsifier component is present in an amount in a range of about 0.1% to about 5%, more preferably about 0.2% to about 2% and still more preferably about 0.5% to about 1.5% by weight of the presently useful compositions.

Polyelectrolyte or emulsion stabilizing components may be included in the presently useful compositions. Such components are believed to be effective in maintaining the electrolyte balance in the presently useful emulsions, thereby stabilizing the emulsions and preventing the emulsions from breaking down prior to use. In one embodiment, the presently useful compositions include a polyanionic component effective as an emulsion stabilizing component. Examples of suitable polyanionic components useful in the presently useful compositions include, without limitation, anionic cellulose derivatives, anionic acrylic acid-containing polymers, anionic methacrylic acid-containing polymers, anionic amino acid-containing polymers and the like and mixtures thereof.



US 8,633,162 B2

## 11

A particularly useful class of polyanionic components include one or more polymeric materials having multiple anionic charges. Examples include, but are not limited to:

- metal carboxy methylcelluloses
- metal carboxy methylhydroxyethylcelluloses
- metal carboxy methylstarchs
- metal carboxy methylhydroxyethylstarchs
- hydrolyzed polyacrylamides and polyacrylonitriles
- heparin
- gucoaminoglycans
- hyaluronic acid
- chondroitin sulfate
- dermatan sulfate
- peptides and polypeptides
- alginic acid
- metal alginates
- homopolymers and copolymers of one or more of:
- acrylic and methacrylic acids
- metal acrylates and methacrylates
- vinylsulfonic acid
- metal vinylsulfonate
- amino acids, such as aspartic acid, glutamic acid and the like
- metal salts of amino acids
- p-styrenesulfonic acid
- metal p-styrenesulfonate
- 2-methacryloyloxyethylsulfonic acids
- metal 2-methacryloyloxethylsulfonates
- 3-methacryloyloxy-2-hydroxypropylsulfonic acids
- metal 3-methacryloyloxy-2-hydroxypropylsulfonates
- 2-acrylamido-2-methylpropanesulfonic acids
- metal 2-acrylamido-2-methylpropanesulfonates
- allylsulfonic acid
- metal allylsulfonate and the like.

One particularly useful emulsion stabilizing component includes crosslinked polyacrylates, such as carbomers and Pemulen® materials. Pemulen® is a registered trademark of B.F. Goodrich for polymeric emulsifiers and are commercially available from B.F. Goodrich Company, Specialty Polymers & Chemicals Division, Cleveland, Ohio. Pemulen® materials include acrylate/C10-30 alkyl acrylate cross-polymers, or high molecular weight co-polymers of acrylic acid and a long chain alkyl methacrylate cross-linked with allyl ethers of pentaerythritol.

The presently useful polyanionic components may also be used to provide a suitable viscosity to the presently useful compositions. Thus, the polyanionic components may be useful in stabilizing the presently useful emulsions and in providing a suitable degree of viscosity to the presently useful compositions.

The polyelectrolyte or emulsion stabilizing component advantageously is present in an amount effective to at least assist in stabilizing the cyclosporin component-containing emulsion. For example, the polyelectrolyte/emulsion stabilizing component may be present in an amount in a range of about 0.01% by weight or less to about 1% by weight or more, preferably about 0.02% by weight to about 0.5% by weight, of the composition.

Any suitable tonicity component may be employed in accordance with the present invention. Preferably, such tonicity component is non-ionic, for example, in order to avoid interfering with the other components in the presently useful emulsions and to facilitate maintaining the stability of the emulsion prior to use. Useful tonicity agents include, without limitation, glycerine, mannitol, sorbitol and the like and mix-

## 12

tures thereof. The presently useful emulsions are preferably within the range of plus or minus about 20% or about 10% from being isotonic.

Ophthalmic demulcent components may be included in effective amounts in the presently useful compositions. For example, ophthalmic demulcent components such as carboxymethylcellulose, other cellulose polymers, dextran 70, gelatin, glycerine, polyethylene glycols (e.g., PEG 300 and PEG 400), polysorbate 80, propylene glycol, polyvinyl alcohol, povidone and the like and mixtures thereof, may be used in the present ophthalmic compositions, for example, compositions useful for treating dry eye.

The demulcent components are preferably present in the compositions, for example, in the form of eye drops, in an amount effective in enhancing the lubricity of the presently useful compositions. The amount of demulcent component in the present compositions may be in a range of at least about 0.01% or about 0.02% to about 0.5% or about 1.0% by weight of the composition.

Many of the presently useful polyelectrolyte/emulsion stabilizing components may also be effective as demulcent components, and vice versa. The emulsifier/surfactant components may also be effective as demulcent components and vice versa.

The pH of the emulsions can be adjusted in a conventional manner using sodium hydroxide and/or hydrochloric acid to a physiological pH level. The pH of the presently useful emulsions preferably is in the range of about 6 to about 10, more preferably about 7.0 to about 8.0 and still more preferably about 7.2 to about 7.6.

Although buffer components are not required in the presently useful compositions, suitable buffer components, for example, and without limitation, phosphates, citrates, acetates, borates and the like and mixtures thereof, may be employed to maintain a suitable pH in the presently useful compositions.

The presently useful compositions may include an effective amount of a preservative component. Any suitable preservative or combination of preservatives may be employed. Examples of suitable preservatives include, without limitation, benzalkonium chloride, methyl and ethyl parabens, hexetidine, phenyl mercuric salts and the like and mixtures thereof. The amounts of preservative components included in the present compositions are such to be effective in preserving the compositions and can vary based on the specific preservative component employed, the specific composition involved, the specific application involved, and the like factors. Preservative concentrations often are in the range of about 0.00001% to about 0.05% or about 0.1% (w/v) of the composition, although other concentrations of certain preservatives may be employed.

Very useful examples of preservative components in the present invention include, but are not limited to, chlorite components. Specific examples of chlorite components useful as preservatives in accordance with the present invention include stabilized chlorine dioxide (SCD), metal chlorites such as alkali metal and alkaline earth metal chlorites, and the like and mixtures thereof. Technical grade (or USP grade) sodium chlorite is a very useful preservative component. The exact chemical composition of many chlorite components, for example, SCD, is not completely understood. The manufacture or production of certain chlorite components is described in McNicholas U.S. Pat. No. 3,278,447, which is incorporated in its entirety by reference herein. Specific examples of useful SCD products include that sold under the trademark Dura Klor by Rio Linda Chemical Company, Inc., and that sold under the trademark Anthium Dioxide® by



US 8,633,162 B2

13

International Dioxide, Inc. An especially useful SCD is a product sold under the trademark Bio-Cide® by Bio-Cide International, Inc., as well as a product identified by Allergan, Inc. by the trademark Purite.

Other useful preservatives include antimicrobial peptides. Among the antimicrobial peptides which may be employed include, without limitation, defensins, peptides related to defensins, cecropins, peptides related to cecropins, magainins and peptides related to magainins and other amino acid polymers with antibacterial, antifungal and/or antiviral activities. Mixtures of antimicrobial peptides or mixtures of antimicrobial peptides with other preservatives are also included within the scope of the present invention.

The compositions of the present invention may include viscosity modifying agents or components, such as cellulose polymers, including hydroxypropyl methyl cellulose (HPMC), hydroxyethyl cellulose (HEC), ethyl hydroxyethyl cellulose, hydroxypropyl cellulose, methyl cellulose and carboxymethyl cellulose; carbomers (e.g. carbopol, and the like); polyvinyl alcohol; polyvinyl pyrrolidone; alginates; carrageenans; and guar, karaya, agarose, locust bean, tragacanth and xanthan gums. Such viscosity modifying components are employed, if at all, in an amount effective to provide a desired viscosity to the present compositions. The concentration of such viscosity modifiers will typically vary between about 0.01 to about 5% w/v of the total composition, although other concentrations of certain viscosity modifying components may be employed.

The presently useful compositions may be produced using conventional and well known methods useful in producing ophthalmic products including oil-in-water emulsions.

In one example, the oily phase of the emulsion can be combined with the cyclosporin component to solubilize the cyclosporin component in the oily material phase. The oily phase and the water may be separately heated to an appropriate temperature. This temperature may be the same in both cases, generally a few degrees to about 10° C. above the melting temperature of the ingredient(s) having the highest melting point in the case of a solid or semi-solid oily phase for emulsifier components in the oily phase. Where the oily phase is a liquid at room temperature, a suitable temperature for preparation of a composition may be determined by routine experimentation in which the melting point of the ingredients aside from the oily phase is determined. In cases where all components of either the oily phase or the water phase are soluble at room temperature, no heating may be necessary. Non-emulsifying agents which are water soluble are dissolved in the water and oil soluble components including the surfactant components are dissolved in the oily phase.

To create an oil-in-water emulsion, the final oil phase is gently mixed into either an intermediate, preferably de-ionized water, phase or into the final water phase to create a suitable dispersion and the product is allowed to cool with or without stirring. In the case where the final oil phase is first gently mixed into an intermediate water phase, the resulting emulsion concentrate is thereafter mixed in the appropriate ratio with the final aqueous phase. In such cases, the emulsion concentrate and the final aqueous phase may not be at the same temperature or heated above room temperature, as the emulsion may be already formed at this point.

The oil-in-water emulsions of the present invention can be sterilized after preparation using heat, for example, autoclave steam sterilization or can be sterile filtered using, for example, a 0.22 micron sterile filter.

Sterilization employing a sterilization filter can be used when the emulsion droplet (or globule or particle) size and characteristics allows this. The droplet size distribution of the

14

emulsion need not be entirely below the particle size cutoff of the 0.22 micron sterile filtration membrane to be sterile-filtrable. In cases wherein the droplet size distribution of the emulsion is above the particle size cutoff of the 0.22 micron sterile filtration membrane, the emulsion needs to be able to deform or change while passing through the filtration membrane and then reform after passing through. This property is easily determined by routine testing of emulsion droplet size distributions and percent of total oil in the compositions before and after filtration. Alternatively, a loss of a small amount of larger droplet sized material may be acceptable.

The present oil-in-water emulsions preferably are thermodynamically stable, much like microemulsions, and yet may not be isotropic transparent compositions as are microemulsions. The emulsions of the present invention advantageously have a shelf life exceeding one year at room temperature.

The following non-limiting examples illustrate certain aspects of the present invention.

## EXAMPLE 1

Two compositions are selected for testing. These compositions are produced in accordance with well known techniques and have the following make-ups:

|   | Composition I<br>wt % | Composition II<br>wt % |
|---|-----------------------|------------------------|
| Cyclosporin A                                     | 0.1                   | 0.05                   |
| Castor Oil  | 1.25                  | 1.25                   |
| Polysorbate 80                                    | 1.00                  | 1.00                   |
| Premulen ®  | 0.05                  | 0.05                   |
| Glycerine   | 2.20                  | 2.20                   |
| Sodium hydroxide                                  | qs                    | qs                     |
| Purified Water                                    | qs                    | qs                     |
| pH  | 7.2-7.6               | 7.2-7.6                |
| Weight Ratio of<br>Cyclosporin A to<br>Castor Oil | 0.08                  | 0.04                   |

These compositions are employed in a Phase 3, double-masked, randomized, parallel group study for the treatment of dry eye disease.

The results of this study indicate that Composition II, in accordance with the present invention, which has a reduced concentration of cyclosporin A and a cyclosporin A to castor oil ratio of less than 0.08, provides overall efficacy in treating dry eye disease substantially equal to that of Composition I. This is surprising for a number of reasons. For example, the reduced concentration of cyclosporin A in Composition II would have been expected to result in reduced overall efficacy in treating dry eye disease. Also, the large amount of castor oil relative to the amount of cyclosporin A in Composition II might have been expected to cause increased eye irritation relative to Composition I. However, both Composition I and Composition II are found to be substantially non-irritating in use.

Using relatively increased amounts of castor oil, with reduced amounts of cyclosporin component, as in Composition II, is believed to take advantage of the benefits, for example the ocular lubrication benefits, of castor oil, as well as the presence of ricinoleic acid in the castor oil, to at least assist in treating dry eye syndrome in combination with cyclosporin A.

In addition, it is found that the high concentration of castor oil relative to cyclosporin component, as in Composition II, provides the advantage of more quickly or rapidly (for



US 8,633,162 B2

15

example, relative to a composition which includes only 50% as much castor oil) breaking down or resolving the emulsion in the eye, for example, as measured by split-lamp techniques to monitor the composition in the eye for phase separation. Such rapid break down of the emulsion in the eye reduces vision distortion as the result of the presence of the emulsion in the eye, as well as facilitating the therapeutic effectiveness of the composition in treating dry eye disease.

Using reduced amounts of cyclosporin A, as in Composition II, to achieve therapeutic effectiveness mitigates even further against undesirable side effects and potential drug interactions. Prescribing physicians can provide (prescribe) Composition II to more patients and/or with fewer restrictions and/or with reduced risk of the occurrence of adverse events, e.g., side effects, drug interactions and the like, relative to providing Composition I.

While this invention has been described with respect to various specific examples and embodiments, it is to be understood that the invention is not limited thereto and that it can be variously practiced within the scope of the following claims.

What is claimed is:

1. A method of treating dry eye disease, the method comprising topically administering to the eye of a human in need thereof an emulsion at a frequency of twice a day, wherein the emulsion comprises cyclosporin A in an amount of about 0.05% by weight, polysorbate 80, acrylate/C10-30 alkyl acrylate cross-polymer, water, and castor oil in an amount of about 1.25% by weight; and

wherein the topical ophthalmic emulsion is effective in treating dry eye disease.

2. The method of claim 1, wherein the emulsion further comprises a tonicity agent or a demulcent component.

3. The method of claim 2, wherein the tonicity agent or the demulcent component is glycerine.

4. The method of claim 1, wherein the emulsion further comprises a buffer.

5. The method of claim 4, wherein the buffer is sodium hydroxide.

6. The method of claim 1, wherein the topical ophthalmic emulsion further comprises glycerine and a buffer.

7. The method of claim 1, wherein the emulsion comprises polysorbate 80 in an amount of about 1.0% by weight.

8. The method of claim 1, wherein the emulsion comprises acrylate/C10-30 alkyl acrylate cross-polymer in an amount of about 0.05% by weight.

9. The method of claim 1, wherein the emulsion further comprises glycerine in an amount of about 2.2% by weight and a buffer.

10. The method of claim 9, wherein the buffer is sodium hydroxide.

11. The method of claim 1, wherein, when the emulsion is administered to an eye of a human, the blood of the human has substantially no detectable concentration of cyclosporin A.

12. The method of claim 6, wherein the emulsion has a pH in the range of about 7.2 to about 7.6.

13. The method of claim 1, wherein the emulsion is as substantially therapeutically effective as a second emulsion administered to a human in need thereof at a frequency of twice a day, the second emulsion comprising cyclosporin A in an amount of 0.1% by weight and castor oil in an amount of 1.25% by weight.

14. The method of claim 1, wherein the emulsion achieves at least as much therapeutic effectiveness as a second emul-

16

sion administered to a human in need thereof a frequency of twice a day, the second emulsion comprising cyclosporin A in an amount of 0.1% by weight and castor oil in an amount of 1.25% by weight.

15. The method of claim 1, wherein the emulsion breaks down more quickly in the eye of a human, once administered to the eye of the human, thereby reducing vision distortion in the eye of the human as compared to a second emulsion that contains only 50% as much castor oil.

16. The method of claim 1, wherein the emulsion, when administered to the eye of a human, demonstrates a reduction in adverse events in the human, relative to a second emulsion administered to a human in need thereof a frequency of twice a day, the second emulsion comprising cyclosporin A in an amount of 0.1% by weight and castor oil in an amount of 1.25% by weight.

17. The method of claim 16, wherein the adverse events are side effects.

18. A method of reducing side effects in a human being treated for dry eye syndrome, the method comprising the step of topically administering to the eye of the human in need thereof an emulsion at a frequency of twice a day, wherein the emulsion comprises:

cyclosporin A in an amount of about 0.05% by weight;  
castor oil in an amount of about 1.25% by weight;  
polysorbate 80 in an amount of about 1.0% by weight;  
acrylate/C10-30 alkyl acrylate cross-polymer in an amount of about 0.05% by weight;

a tonicity component or a demulcent component in an amount of about 2.2% by weight;

a buffer; and

water;

wherein the topical ophthalmic emulsion has a pH in the range of about 7.2 to about 7.6.

19. The method of claim 18, wherein the buffer is sodium hydroxide.

20. The method of claim 18, wherein the tonicity component or the demulcent component is glycerine.

21. The method of claim 18, wherein, when the emulsion is administered to the eye of a human for treating dry eye syndrome, the blood of the human has substantially no detectable concentration of the cyclosporin A.

22. The method of claim 18, wherein the emulsion is effective in treating dry eye disease.

23. A method of treating dry eye disease, the method comprising the step of topically administering to an eye of a human in need thereof an emulsion at a frequency of twice a day, the emulsion comprising:

cyclosporin A in an amount of about 0.05% by weight;  
castor oil in an amount of about 1.25% by weight;  
polysorbate 80 in an amount of about 1.0% by weight;  
acrylate/C10-30 alkyl acrylate cross-polymer in an amount of about 0.05% by weight;

glycerine in an amount of about 2.2% by weight;

sodium hydroxide; and

water;

wherein the emulsion is effective in treating dry eye disease.

24. The method of claim 23, wherein the emulsion has a pH in the range of about 7.2 to about 7.6.

\* \* \* \* \*

# Exhibit 3



(12) **United States Patent**  
**Acheampong et al.**

(10) **Patent No.:** **US 8,642,556 B2**  
(45) **Date of Patent:** **\*Feb. 4, 2014**

- (54) **METHODS OF PROVIDING THERAPEUTIC EFFECTS USING CYCLOSPORIN COMPONENTS**
- (71) Applicant: **Allergan, Inc.**, Irvine, CA (US)
- (72) Inventors: **Andrew Acheampong**, Irvine, CA (US); **Diane D. Tang-Liu**, Las Vegas, NV (US); **James N. Chang**, Newport Beach, CA (US); **David F. Power**, Hubert, NC (US)
- (73) Assignee: **Allergan, Inc.**, Irvine, CA (US)
- (\*) Notice: Subject to any disclaimer, the term of this patent is extended or adjusted under 35 U.S.C. 154(b) by 0 days.  
This patent is subject to a terminal disclaimer.
- (21) Appl. No.: **13/967,189**
- (22) Filed: **Aug. 14, 2013**
- (65) **Prior Publication Data**  
US 2013/0331341 A1 Dec. 12, 2013
- Related U.S. Application Data**
- (63) Continuation of application No. 13/961,808, filed on Aug. 7, 2013, which is a continuation of application No. 11/897,177, filed on Aug. 28, 2007, which is a continuation of application No. 10/927,857, filed on Aug. 27, 2004, now abandoned.
- (60) Provisional application No. 60/503,137, filed on Sep. 15, 2003.
- (51) **Int. Cl.**  
**A61K 38/13** (2006.01)
- (52) **U.S. Cl.**  
USPC ..... **514/20.5**
- (58) **Field of Classification Search**  
CPC ..... A61K 38/13; A61K 9/0048  
See application file for complete search history.

(56) **References Cited**  
U.S. PATENT DOCUMENTS

|             |         |                    |
|-------------|---------|--------------------|
| 3,278,447 A | 10/1966 | McNicholas         |
| 4,388,229 A | 6/1983  | Fu                 |
| 4,388,307 A | 6/1983  | Cavanak            |
| 4,614,736 A | 9/1986  | Delevallee et al.  |
| 4,649,047 A | 3/1987  | Kaswan             |
| 4,764,503 A | 8/1988  | Wenger             |
| 4,814,323 A | 3/1989  | Andrieu et al.     |
| 4,839,342 A | 6/1989  | Kaswan             |
| 4,970,076 A | 11/1990 | Horrobin           |
| 4,990,337 A | 2/1991  | Kurihara et al.    |
| 4,996,193 A | 2/1991  | Hewitt et al.      |
| 5,047,396 A | 9/1991  | Orban et al.       |
| 5,051,402 A | 9/1991  | Kurihara et al.    |
| 5,053,000 A | 10/1991 | Booth et al.       |
| 5,286,730 A | 2/1994  | Caufield et al.    |
| 5,286,731 A | 2/1994  | Caufield et al.    |
| 5,294,604 A | 3/1994  | Nussenblatt et al. |

|             |         |                  |
|-------------|---------|------------------|
| 5,296,158 A | 3/1994  | MacGilp et al.   |
| 5,342,625 A | 8/1994  | Hauer et al.     |
| 5,368,854 A | 11/1994 | Rennick          |
| 5,411,952 A | 5/1995  | Kaswan           |
| 5,424,078 A | 6/1995  | Dziabo           |
| 5,474,919 A | 12/1995 | Chartrain et al. |
| 5,474,979 A | 12/1995 | Ding et al.      |
| 5,504,068 A | 4/1996  | Komiya et al.    |
| 5,540,931 A | 7/1996  | Hewitt et al.    |
| 5,543,393 A | 8/1996  | Kim et al.       |
| 5,589,455 A | 12/1996 | Woo              |
| 5,591,971 A | 1/1997  | Shahar et al.    |
| 5,614,491 A | 3/1997  | Walch et al.     |
| 5,639,724 A | 6/1997  | Cavanak          |
| 5,652,212 A | 7/1997  | Cavanak et al.   |
| 5,719,123 A | 2/1998  | Morley et al.    |
| 5,739,105 A | 4/1998  | Kim et al.       |
| 5,753,166 A | 5/1998  | Dalton et al.    |
| 5,766,629 A | 6/1998  | Cho et al.       |
| 5,798,333 A | 8/1998  | Sherman          |
| 5,807,820 A | 9/1998  | Elias et al.     |
| 5,827,822 A | 10/1998 | Floch'h et al.   |
| 5,827,862 A | 10/1998 | Yamamura         |
| 5,834,017 A | 11/1998 | Cho et al.       |
| 5,843,452 A | 12/1998 | Wiedmann et al.  |
| 5,843,891 A | 12/1998 | Sherman          |
| 5,858,401 A | 1/1999  | Bhalani et al.   |

(Continued)

#### FOREIGN PATENT DOCUMENTS

|    |          |        |
|----|----------|--------|
| DE | 19810655 | 9/1999 |
| EP | 0471293  | 2/1992 |

(Continued)

#### OTHER PUBLICATIONS

Abdulrazik, M. et al, Ocular Delivery of Cyclosporin A II. Effect of Submicron Emulsion's Surface Charge on Ocular Distribution of Topical Cyclosporin A, S.T.P. Pharma Sciences, Dec. 2001, 427-432, 11(6).

Acheampong, Andrew et al, Cyclosporine Distribution into the Conjunctiva, Cornea, Lacrimal Gland and Systemic Blood Following Topical Dosing of Cyclosporine to Rabbit, Dog and Human eyes, 1996, 179.

Acheampong, Andrew et al, Cyclosporine Distribution Into The Conjunctiva, Cornea, Lacrimal Gland, and Systemic Blood Following Topical Dosing of Cyclosporine to Rabbit, Dog, and Human Eyes, Adv. Exp. Med. Biol., 1998, 1001-1004, 438.

Acheampong, Andrew et al, Distribution of Cyclosporin A in Ocular Tissues After Topical Administration to Albino Rabbits and Beagle Dogs, Current Eye Research, 1999, 91-103, 18(2).

Akpek, Esen Karamursel et al, A Randomized Trial of Topical Cyclosporin 0.05% in Topical Steroid-Resistant Atopic Keratoconjunctivitis, Ophthalmology, 2004, 476-482, 111.

Angelov, O. et al, Preclinical Safety Studies of Cyclosporine Ophthalmic Emulsion, Adv Exp Med Biol, 1998, 991-995, 438.

(Continued)

*Primary Examiner* — Marcela M Cordero Garcia  
(74) *Attorney, Agent, or Firm* — Laura L. Wine; Joel B. German

#### (57) ABSTRACT

Methods of treating an eye of a human or animal include administering to an eye of a human or animal a composition in the form of an emulsion including water, a hydrophobic component and a cyclosporin component in a therapeutically effective amount of less than 0.1% by weight of the composition. The weight ratio of the cyclosporin component to the hydrophobic component is less than 0.8.

**20 Claims, No Drawings**



## US 8,642,556 B2

Page 2

(56)

## References Cited

## U.S. PATENT DOCUMENTS

5,866,159 A 2/1999 Hauer et al.  
 5,891,846 A 4/1999 Ishida et al.  
 5,916,589 A 6/1999 Hauer et al.  
 5,929,030 A 7/1999 Hamied et al.  
 5,951,971 A 9/1999 Kawashima et al.  
 5,962,014 A 10/1999 Hauer et al.  
 5,962,017 A 10/1999 Hauer et al.  
 5,962,019 A 10/1999 Cho et al.  
 5,977,066 A 11/1999 Cavanak  
 5,981,479 A 11/1999 Ko et al.  
 5,981,607 A 11/1999 Ding et al.  
 5,998,365 A 12/1999 Sherman  
 6,004,566 A 12/1999 Friedman et al.  
 6,007,840 A 12/1999 Hauer et al.  
 6,008,191 A 12/1999 Singh  
 6,008,192 A 12/1999 Al-Razzak et al.  
 6,022,852 A 2/2000 Klokckers et al.  
 6,024,978 A 2/2000 Hauer et al.  
 6,046,163 A 4/2000 Stuchlik et al.  
 6,057,289 A 5/2000 Mulye  
 6,159,933 A 12/2000 Sherman  
 6,197,335 B1 3/2001 Sherman  
 6,254,860 B1 7/2001 Garst  
 6,254,885 B1 7/2001 Cho et al.  
 6,267,985 B1 7/2001 Chen et al.  
 6,284,268 B1 9/2001 Mishra et al.  
 6,294,192 B1 9/2001 Patel et al.  
 6,306,825 B1 10/2001 Cavanak  
 6,323,204 B1 11/2001 Burke  
 6,346,511 B1 2/2002 Singh et al.  
 6,350,442 B2 2/2002 Garst  
 6,413,547 B1 7/2002 Bennett et al.  
 6,420,355 B2 7/2002 Richter et al.  
 6,468,968 B2 10/2002 Cavanak et al.  
 6,475,519 B1 11/2002 Meinzer et al.  
 6,486,124 B2 11/2002 Olbrich et al.  
 6,544,953 B2 4/2003 Tsuzuki et al.  
 6,555,526 B2 4/2003 Matsuo  
 6,562,873 B2 5/2003 Olejnik et al.  
 6,569,463 B2 5/2003 Patel et al.  
 6,582,718 B2 6/2003 Kawashima  
 6,656,460 B2 12/2003 Benita et al.  
 6,872,705 B2 3/2005 Lyons  
 6,984,628 B2\* 1/2006 Bakhit et al. .... 514/20.8  
 7,202,209 B2 4/2007 Chang  
 7,276,476 B2 10/2007 Chang et al.  
 7,288,520 B2 10/2007 Chang et al.  
 7,297,679 B2 11/2007 Chang  
 7,501,393 B2 3/2009 Tien et al.  
 8,211,855 B2 7/2012 Chang et al.  
 8,288,348 B2 10/2012 Chang et al.  
 2001/0003589 A1 6/2001 Neuer et al.  
 2001/0014665 A1 8/2001 Fischer et al.  
 2001/0036449 A1 11/2001 Garst  
 2002/0012680 A1 1/2002 Patel et al.  
 2002/0013272 A1 1/2002 Cavanak et al.  
 2002/0016290 A1 2/2002 Floc'h et al.  
 2002/0016292 A1 2/2002 Richter et al.  
 2002/0025927 A1 2/2002 Olbrich et al.  
 2002/0045601 A1 4/2002 Kawashima  
 2002/0107183 A1 8/2002 Petszulat et al.  
 2002/0119190 A1 8/2002 Meinzer et al.  
 2002/0165134 A1 11/2002 Richter et al.  
 2003/0021816 A1 1/2003 Kang et al.  
 2003/0044452 A1 3/2003 Ueno  
 2003/0055028 A1 3/2003 Stergiopoulos et al.  
 2003/0059470 A1 3/2003 Muller  
 2003/0060402 A1 3/2003 Cavanak et al.  
 2003/0087813 A1 5/2003 Or et al.  
 2003/0104992 A1 6/2003 Or et al.  
 2003/0108626 A1 6/2003 Benita et al.  
 2003/0109425 A1 6/2003 Or et al.  
 2003/0109426 A1 6/2003 Or et al.  
 2003/0133984 A1 7/2003 Ambuhl et al.  
 2003/0143250 A1 7/2003 Hauer et al.

2003/0147954 A1 8/2003 Yang et al.  
 2003/0166517 A1 9/2003 Fricker et al.  
 2005/0014691 A1 1/2005 Bakhit et al.  
 2005/0059583 A1 3/2005 Acheampong  
 2007/0015691 A1 1/2007 Chang  
 2007/0027072 A1 2/2007 Tien et al.  
 2007/0087962 A1 4/2007 Tien et al.  
 2007/0149447 A1 6/2007 Chang et al.  
 2007/0299004 A1 12/2007 Acheampong et al.  
 2008/0039378 A1 2/2008 Graham et al.  
 2008/0070834 A1 3/2008 Chang et al.  
 2008/0146497 A1 6/2008 Graham et al.  
 2008/0207495 A1 8/2008 Graham et al.  
 2009/0131307 A1 5/2009 Tien et al.  
 2010/0279951 A1 11/2010 Morgan et al.  
 2011/0009339 A1 1/2011 Schiffman  
 2011/0294744 A1 12/2011 Morgan et al.  
 2012/0270805 A1 10/2012 Chang et al.  
 2013/0059796 A1 3/2013 Chang et al.

## FOREIGN PATENT DOCUMENTS

EP 0547229 1/1993  
 EP 0760237 3/1997  
 WO 95-31211 11/1995  
 WO 00-00179 1/2000  
 WO 01-32142 5/2001  
 WO 01-41671 6/2001  
 WO 02-09667 2/2002  
 WO 02-49603 6/2002  
 WO 03-030834 4/2003  
 WO 03-053405 7/2003

## OTHER PUBLICATIONS

Angelov, O. et al, Safety Assessment of Cyclosporine Ophthalmic Emulsion in Rabbits and Dogs, XIth Congress of the European Society of Ophthalmology, 1997, 25-28, 1-5, Soc. Ophthalmol Eur., HU.  
 Ardizzone, Sandro et al, A Practical Guide to the Management of Distal Ulcerative Colitis, Drugs, 1998, 519-542, 55(4).  
 Banic, Marko et al, Effect of Cyclosporine in a Murine Model of Experimental Colitis, Digestive Diseases and Sciences, Jun. 2002, 1362-1368, 47(6).  
 Bonini, S. et al, Vernal Keratoconjunctivitis, Eye, 2004, 345-351, 18.  
 Brewster, Marcus et al, Enhanced Delivery of Ganciclovir to the Brain Through the Use of Redox Targeting, Antimicrobial Agents and Chemotherapy, Apr. 1994, 817-823, 38(4).  
 Brewster, Marcus et al, Intravenous and Oral Pharmacokinetic Evaluation of a 2-Hydroxypropyl- $\beta$ -cyclodextrin-Based Formulation of Carbamazepine in the Dog: Comparison with Commercially Available Tablets and Suspensions, Journal of Pharmaceutical Sciences, Mar. 1997, 335-339, 86(3).  
 Brewster, Marcus et al, Preparation, Characterization, and Anesthetic Properties of 2-Hydroxypropyl- $\beta$ -cyclodextrin Complexes of Pregnenolone and Pregnenolone in Rat and Mouse, Journal of Pharmaceutical Sciences, Oct. 1995, 1154-1159, 84(10).  
 Brinkmeier, Thomas et al, Pyodermitis-Pyostomatitis Vegetans: A Clinical Course of Two Decades with Response to Cyclosporine and Low-Dose Prednisolone, Acta Derm Venereol, 2001, 134-136, 81.  
 Castillo, Jose M. Benitez Del et al, Influence of Topical Cyclosporine A and Dissolvent on Corneal Epithelium Permeability of Fluorescein, Documenta Ophthalmologica, 1995, 49-55, 91.  
 Cheeks, Lisa et al, Influence of Vehicle and Anterior Chamber Protein Concentration on Cyclosporine Penetration Through the Isolated Rabbit Cornea, Current Eye Research, 1992, 641-649, 11(7).  
 Database WPI Week 200044, Derwent Pub. Ltd., London, GB; An 2000-492678 & JP2000/143542, 2000, 2 Pages.  
 Ding, Shulin et al, Cyclosporine Ophthalmic O/W emulsion: Formulation and Emulsion Characterization, Pharm Res, 1997, 1 page, 14 (11).  
 Donnenfeld, Eric D., The Economics Of Using Restasis, Ophthalmology Management, Oct. 2003, 3 pages, US.  
 Drosos, A. A. et al, Efficacy and Safety of Cyclosporine-A Therapy for Primary Sjogren's Syndrome, Ter. Arkh., 1998, 77-80, 60(4).  
 Drosos, A.A. et al, Cyclosporin A Therapy in Patients with Primary Sjogren's Syndrome: Results at One Year, Scand J Rheumatology, 1986, 246-249, 61.



## US 8,642,556 B2

Page 3

(56)

## References Cited

## OTHER PUBLICATIONS

- Eisen, Dore et al, Topical Cyclosporine for Oral Mucosal Disorders, *J Am Acad Dermatol*, Dec. 1990, 1259-1264, 23.
- Epstein, Joel et al, Topical Cyclosporine in a Bioadhesive for Treatment of Oral Lichenoid Mucosal Reactions, *Oral Surg Oral Med Oral Pathol Oral*, 1996, 532-536, 82.
- Erdmann, S. et al, Pemphigus Vulgaris Der Mund- Und Kehlkopfschleimhaut Pemphigus Vulgaris of the Oral Mucosa and the Larynx, *H+G Zeitschrift Fuer Hautkrankheiten*, 1997, 283-286, 72(4).
- FDA Concludes Restasis (Cyclosporine) Not Effective for Dry Eye (Jun. 18, 1999). Accessed online at [http://www.dryeyeinfo.org/Restasis\\_Cyclosporine.htm](http://www.dryeyeinfo.org/Restasis_Cyclosporine.htm) on Aug. 14, 2009. 1 Page.
- Gaeta, G.M. et al, Cyclosporin Bioadhesive Gel in the Topical Treatment of Erosive Oral Lichen Planus, *International Journal of Immunopathology and Pharmacology*, 1994, 125-132, 7(2).
- Gipson, Ilene et al, Character of Ocular Surface Mucins and Their Alteration in Dry Eye Disease, *The Ocular Surface*, Apr. 2004, 131-148, 2(2).
- Gremse, David et al, Ulcerative Colitis in Children, *Pediatr Drugs*, 2002, 807-815, 4(12).
- Gunduz, Kaan et al, Topical Cyclosporin Treatment of Keratoconjunctivitis Sicca in Secondary Sjogren's Syndrome, *Acta Ophthalmologica*, 1994, 438-442, 72.
- <http://web.archive.org/web/2001030625323/http://www.surfactant.co.kr/surfactants/pegester.html>, 2001, 6 Pages, retrieved on Jul. 5, 2008.
- Hunter, P.A. et al, Cyclosporin A Applied Topically to the Recipient Eye Inhibits Corneal Graft Rejection, *Clin Exp Immunol*, 1981, 173-177, 45.
- Jumaa, Muhannad et al, Physicochemical Properties and Hemolytic Effect of Different Lipid Emulsion Formulations Using a Mixture of Emulsifiers, *Pharmaceutica Acta Helvetiae*, 1999, 293-301, 73.
- Kanai, A. et al, The Effect on the Cornea of Alpha Cyclodextrin Vehicle for Eye Drops, *Transplantation Proceedings*, Feb. 1989, 3150-3152, vol. 21.
- Kanpolat, Ayfer et al, Penetration of Cyclosporin A into the Rabbit Cornea and Aqueous Humor after Topical Drop and Collagen Shield Administration, *Cornea/External Disease*, Apr. 1994, 119-122, 20(2).
- Kaur, Rabinder et al, Solid Dispersions of Drugs in Polyoxyethylene 40 Stearate: Dissolution Rates and Physico-Chemical Interactions, *Journal of Pharmacy and Pharmacology*, Dec. 1979, 48P.
- Kuwano, Mitsuaki et al, Cyclosporine A Formulation Affects Its Ocular Distribution in Rabbits, *Pharmaceutical Research*, Jan. 2002, 108-111, 19(1).
- Lambert Technologies Corp. Material Safety Data Sheet for LUMULSE™ POE-40 MS KP, last revision Aug. 22, 2003. 3 pages.
- Leibovitz, Z. et al., Our Experience in Processing Maize (Corn) Germ Oil, *Journal Of The American Oil Chemists Society*, Feb. 1983, 395-399, 80 (2), US.
- Lixin, Xie et al, Effect Of Cyclosporine A Delivery System in Corneal Transplantation, *Chinese Medical Journal*, 2002, 110-113, 115 (1), US.
- Lopatin, D.E., Chemical Compositions and Functions of Saliva, Aug. 24, 2001, 31 Pages.
- Lyons, R.T. et al, Influence of Three Emulsion Formulation Parameters on the Ocular Bioavailability of Cyclosporine A in Albino Rabbits, *Am Assoc Pharm Sci*, 2000, 1 Page, 2(4).
- Pedersen, Anne Marie et al, Primary Sjogren's Syndrome: Oral Aspects on Pathogenesis, Diagnostic Criteria, Clinical Features and Approaches for Therapy, *Expert Opin Pharma*, 2001, 1415-1436, 2(9).
- Phillips, Thomas et al, Cyclosporine Has a Direct Effect on the Differentiation of a Mucin-Secreting Cell Line, *Journal of Cellular Physiology*, 2000, 400-408, 184.
- Present, D.H. et al, Cyclosporine and Other Immunosuppressive Agents: Current and Future Role in the Treatment of Inflammatory Bowel Disease, *American Journal of Gastroenterology*, 1993, 627-630, 88(5).
- Restasis® Product Information Sheet, Allergan, Inc., 2009, 5 Pages.
- Restasis® Increasing Tear Production, Retrieved on Aug. 14, 2009, [http://www.restasisprofessional.com/\\_clinical/clinical\\_increasing.htm](http://www.restasisprofessional.com/_clinical/clinical_increasing.htm) 3 pages.
- Robinson, N.A. et al, Desquamative Gingivitis: A Sign of Mucocutaneous Disorders—A Review, *Australian Dental Journal*, 2003, 205-211, 48(4).
- Rudinger, J., Characteristics of the Amino Acids as Components of a Peptide Hormone Sequence, *Peptide Hormones*, 1976, 1-7.
- Sall, Kenneth et al, Two Multicenter, Randomized Studies of the Efficacy and Safety of Cyclosporine Ophthalmic Emulsion in Moderate to Severe Dry Eye Disease, *Ophthalmology*, 2000, 631-639, 107.
- Sandborn, William et al, A Placebo-Controlled Trial of Cyclosporine Enemas for Mildly to Moderately Active Left-Sided Ulcerative Colitis, *Gastroenterology*, 1994, 1429-1435, 106.
- Sandborn, William et al, Cyclosporine Enemas for Treatment-Resistant, Mildly to Moderately Active, Left-Sided Ulcerative Colitis, *American Journal of Gastroenterology*, 1993, 640-645, 88(5).
- Schwab, Matthias et al, Pharmacokinetic Considerations in the Treatment of Inflammatory Bowel Disease, *Clin Pharm*, 2001, 723-751, 60(10).
- Secchi, Antonio et al, Topical Use of Cyclosporine in the Treatment of Vernal Keratoconjunctivitis, *American Journal of Ophthalmology*, Dec. 1990, 641-645, 110.
- Small, Dave et al, The Ocular Pharmacokinetics of Cyclosporine in Albino Rabbits and Beagle Dogs, *Ocular Drug Delivery and Metabolism*, 1999, 54.
- Small, David et al, Blood Concentrations of Cyclosporin A During Long-Term Treatment With Cyclosporin A ophthalmic Emulsions in Patients with Moderate to Severe Dry Eye Disease, *Journal of Ocular Pharmacology and Therapeutics*, 2002, 411-418, 18(5).
- Smilek, Dawn et al, A Single Amino Acid Change in a Myelin Basic Protein Peptide Confers the Capacity to Prevent Rather Than Induce Experimental Autoimmune Encephalomyelitis, *Proc. Natl. Acad. Sci.*, Nov. 1991, 9633-9637, 88.
- Stephenson, Michelle, The Latest Uses Of Restasis, *Review Of Ophthalmology*, Dec. 30, 2005, 7 Pages, US.
- Stevenson, Dara et al, Efficacy and Safety of Cyclosporin A ophthalmic Emulsion in the Treatment of Moderate-to-Severe Dry Eye Disease, *Ophthalmology*, 2000, 967-974, 107.
- Tesavibul, N. et al, Topical Cyclosporine A (CsA) for Ocular Surface Abnormalities in Graft Versus Host Disease Patients, *Invest Ophthalmol Vis Sci*, Feb. 1996, S1026, 37(3).
- The Online Medical Dictionary, Derivative, Analog, Analogue, Xerostomia, accessed Jul. 7, 2005 and Jul. 13, 2005, 6 Pages.
- Tibell, A. et al., Cyclosporin A In Fat Emulsion Carriers: Experimental Studies On Pharmacokinetics And Tissue Distribution, *Pharmacology & Toxicology*, 1995, 115-121, 76, US.
- Tsubota, Kazuo et al, Use of Topical Cyclosporin A in a Primary Sjogren's Syndrome Mouse Model, *Invest Ophthalmol Vis Sci*, Aug. 1998, 1551-1559, 39(9).
- Van Der Reijden, Willy et al, Treatment of Oral Dryness Related Complaints (Xerostomia) in Sjogren's Syndrome, *Ann Rheum Dis*, 1999, 465-473, 58.
- Winter, T.A. et al, Cyclosporin A Retention Enemas in Refractory Distal Ulcerative Colitis and 'Pouchitis', *Scand J Gastroenterol*, 1993, 701-704, 28.
- Pending U.S. Appl. No. 13/961,808, filed Aug. 7, 2013.
- Pending U.S. Appl. No. 13/961,818, filed Aug. 7, 2013.
- Pending U.S. Appl. No. 13/961,828, filed Aug. 7, 2013.
- Pending U.S. Appl. No. 13/961,835, filed Aug. 7, 2013.
- Pending U.S. Appl. No. 13/967,179, filed Aug. 14, 2013.
- Pending U.S. Appl. No. 13/967,163, filed Aug. 14, 2013.
- Pending U.S. Appl. No. 13/967,168, filed Aug. 14, 2013.
- U.S. Re-Examination Application: 90/009,944 and its entire prosecution history, filed on Aug. 27, 2011.

\* cited by examiner



US 8,642,556 B2

1

# METHODS OF PROVIDING THERAPEUTIC EFFECTS USING CYCLOSPORIN COMPONENTS

## RELATED APPLICATION

This application is a continuation of copending U.S. application Ser. No. 13/961,808 filed Aug. 7, 2013, which is a continuation of copending U.S. application Ser. No. 11/897,177, filed Aug. 28, 2007, which is a continuation of U.S. application Ser. No. 10/927,857, filed Aug. 27, 2004, now abandoned, which claimed the benefit of U.S. Provisional Application No. 60/503,137 filed Sep. 15, 2003, which are incorporated in their entirety herein by reference.

## BACKGROUND OF THE INVENTION

The present invention relates to methods of providing desired therapeutic effects to humans or animals using compositions including cyclosporin components. More particularly, the invention relates to methods including administering to an eye of a human or animal a therapeutically effective amount of a cyclosporin component to provide a desired therapeutic effect, preferably a desired ophthalmic or ocular therapeutic effect.

The use of cyclosporin-A and cyclosporin A derivatives to treat ophthalmic conditions has been the subject of various patents, for example Ding et al U.S. Pat. No. 5,474,979; Garst U.S. Pat. No. 6,254,860; and Garst U.S. Pat. No. 6,350,442, this disclosure of each of which is incorporated in its entirety herein by reference. In addition, cyclosporin A compositions used in treating ophthalmic conditions is the subject of a number of publications. Such publications include, for example, "Blood concentrations of cyclosporin A during long-term treatment with cyclosporin A ophthalmic emulsions in patients with moderate to severe dry eye disease," Small et al, *J Ocul Pharmacol Ther*, 2002 October, 18(5):421-8; "Distribution of cyclosporin A in ocular tissues after topical administration to albino rabbits and beagle dogs," Acheampong et al, *Curr Eye Res*, 1999 February, 18(2):103b; "Cyclosporine distribution into the conjunctiva, cornea, lacrimal gland, and systemic blood following topical dosing of cyclosporine to rabbit, dog, and human eyes," Acheampong et al, *Adv Exp Med Biol*, 1999, 438:1001-4; "Preclinical safety studies of cyclosporine ophthalmic emulsion," Angelov et al, *Adv Exp Med Biol*, 1998, 438:991 "Cyclosporin & Emulsion & Eye," Stevenson et al, *Ophthalmology*, 2000 May, 107(5):967-74; and "Two multicenter, randomized studies of the efficacy and safety of cyclosporine ophthalmic emulsion in moderate to severe dry eye disease. CsA Phase 3 Study Group," Sall et al, *Ophthalmology*, 2000 April, 107(4):631-9. Each of these publications is incorporated in its entirety herein by reference. In addition, cyclosporin A-containing oil-in-water emulsions have been clinically tested, under conditions of confidentiality, since the mid 1990's in order to obtain U.S. Food and Drug Administration (FDA) regulatory approval.

Examples of useful cyclosporin A-containing emulsions are set out in Ding et al U.S. Pat. No. 5,474,979. Example 1 of this patent shows a series of emulsions in which the ratio of cyclosporin A to castor oil in each of these compositions was 0.08 or greater, except for Composition B, which included 0.2% by weight cyclosporin A and 5% by weight castor oil. The Ding et al patent placed no significance in Composition B relative to Compositions A, C and D of Example 1.

Over time, it has become apparent that cyclosporin A emulsions for ophthalmic use preferably have less than 0.2% by

2

weight of cyclosporin A. With cyclosporin A concentrations less than 0.2%, the amount of castor oil employed has been reduced since one of the functions of the castor oil is to solubilize the cyclosporin A. Thus, if reduced amounts of cyclosporin are employed, reduced amounts of castor oil are needed to provide effective solubilization of cyclosporin A.

There continues to be a need for providing enhanced methods of treating ophthalmic or ocular conditions with cyclosporin-containing emulsions.

## SUMMARY OF THE INVENTION

New methods of treating a human or animal using cyclosporin component-containing emulsions have been discovered. Such method provide substantial overall efficacy in providing desired therapeutic effects. In addition, other important benefits are obtained employ the present methods. For example, patient safety is enhanced. In particular, the present methods provide for reduced risks of side effects, and/or drug interactions. Prescribing physicians advantageously have increased flexibility in prescribing such methods and the compositions useful in such methods, for example, because of the reduced risks of harmful side effects and/or drug interactions. The present methods can be easily practiced. In short, the present methods provide substantial and acceptable overall efficacy, together with other advantages, such as increased safety and/or flexibility.

In one aspect of the present invention, the present methods comprise administering to an eye of a human or animal a composition in the form of an emulsion comprising water, a hydrophobic component and a cyclosporin component in a therapeutically effective amount of less than 0.1% by weight of the composition. The weight ratio of the cyclosporin component to the hydrophobic component is less than 0.08.

It has been found that the relatively increased amounts of hydrophobic component together with relatively reduced, yet therapeutically effective, amounts of cyclosporin component provide substantial and advantageous benefits. For example, the overall efficacy of the present compositions, for example in treating dry eye disease, is substantially equal to an identical composition in which the cyclosporin component is present in an amount of 0.1% by weight. Further, a relatively high concentration of hydrophobic component is believed to provide for a more quick or rapid breaking down or resolving of the emulsion in the eye, which reduces vision distortion which may be caused by the presence of the emulsion in the eye and/or facilitates the therapeutic effectiveness of the composition. Additionally, and importantly, using reduced amounts of the active cyclosporin component mitigates against undesirable side effects and/or potential drug interactions.

In short, the present invention provides at least one advantageous benefit, and preferably a plurality of advantageous benefits.

The present methods are useful in treating any suitable condition which is therapeutically sensitive to or treatable with cyclosporin components. Such conditions preferably are ophthalmic or ocular conditions, that is relating to or having to do with one or more parts of an eye of a human or animal. Included among such conditions are, without limitation, dry eye syndrome, phacoanaphylactic endophthalmitis, uveitis, vernal conjunctivitis, atopic keratoconjunctivitis, corneal graft rejection and the like conditions. The present invention is particularly effective in treating dry eye syndrome.

Employing reduced concentrations of cyclosporin component, as in the present invention, is advantageously effective to provide the blood of the human or animal under treatment



US 8,642,556 B2

3

with reduced concentrations of cyclosporin component, preferably with substantially no detectable concentration of the cyclosporin component. The cyclosporin component concentration of blood can be advantageously measured using a validated liquid chromatography/mass spectrometry-mass spectrometry (VLC/MS-MS) analytical method, such as described elsewhere herein.

In one embodiment, in the present methods the blood of the human or animal has concentrations of cyclosporin component of 0.1 ng/ml or less.

Any suitable cyclosporin component effective in the present methods may be used.

Cyclosporins are a group of nonpolar cyclic oligopeptides with known immunosuppressant activity. Cyclosporin A, along with several other minor metabolites, cyclosporin B through I, have been identified. In addition, a number of synthetic analogs have been prepared.

In general, commercially available cyclosporins may contain a mixture of several individual cyclosporins which all share a cyclic peptide structure consisting of eleven amino acid residues with a total molecular weight of about 1,200, but with different substituents or configurations of some of the amino acids.

The term "cyclosporin component" as used herein is intended to include any individual member of the cyclosporin group and derivatives thereof, as well as mixtures of two or more individual cyclosporins and derivatives thereof.

Particularly preferred cyclosporin components include, without limitation, cyclosporin A, derivatives of cyclosporin A and the like and mixtures thereof. Cyclosporin A is an especially useful cyclosporin component.

Any suitable hydrophobic component may be employed in the present invention. Advantageously, the cyclosporin component is solubilized in the hydrophobic component. The hydrophobic component may be considered as comprising a discontinuous phase in the presently useful cyclosporin component-containing emulsions.

The hydrophobic component preferably is present in the emulsion compositions in an amount greater than about 0.625% by weight. For example, the hydrophobic component may be present in an amount of up to about 1.0% by weight or about 15% by weight or more of the composition.

Preferably, the hydrophobic component comprises one or more oily materials. Examples of useful oil materials include, without limitation, vegetable oils, animal oils, mineral oils, synthetic oils and the like and mixtures thereof. In a very useful embodiment, the hydrophobic component comprises one or more higher fatty acid glycerides. Excellent results are obtained when the hydrophobic component comprises castor oil.

The presently useful compositions may include one or more other components in amounts effective to facilitate the usefulness and effectiveness of the compositions. Examples of such other components include, without limitation, emulsifier components, tonicity components, polyelectrolyte components, surfactant components, viscosity inducing components, acids and/or bases to adjust the pH of the composition, buffer components, preservative components and the like. Components may be employed which are effective to perform two or more functions in the presently useful compositions. For example, components which are effective as both emulsifiers and surfactants may be employed, and/or components which are effective as both polyelectrolyte components and viscosity inducing components may be employed. The specific composition chosen for use in the present invention advantageously is selected taking into account various factors present in the specific application at

4

hand, for example, the desired therapeutic effect to be achieved, the desired properties of the compositions to be employed, the sensitivities of the human or animal to whom the composition is to be administered, and the like factors.

The presently useful compositions advantageously are ophthalmically acceptable. A composition, component or material is ophthalmically acceptable when it is compatible with ocular tissue, that is, it does not cause significant or undue detrimental effects when brought into contact with ocular tissues.

Such compositions have pH's within the physiological range of about 6 to about 10, preferably in a range of about 7.0 to about 8.0 and more preferably in a range of about 7.2 to about 7.6.

The present methods preferably provide for an administering step comprising topically administering the presently useful compositions to the eye or eyes of a human or animal.

Each and every feature described herein, and each and every combination of two or more of such features, is included within the scope of the present invention provided that the features included in such a combination are not mutually inconsistent.

These and other aspects and advantages of the present invention are apparent in the following detailed description, example and claims.

#### DETAILED DESCRIPTION

The present methods are effective for treating an eye of a human or animal. Such methods, in general, comprise administering, preferably topically administering, to an eye of a human or animal a cyclosporin component-containing emulsion. The emulsion contains water, for example U.S. pure water, a hydrophobic component and a cyclosporin component in a therapeutically effective amount of less than 0.1% by weight of the emulsion. In addition, beneficial results have been found when the weight ratio of the cyclosporin component to the hydrophobic component is less than 0.08.

As noted above, the present administering step preferably includes topically administering the emulsion to the eye of a patient of a human or animal. Such administering may involve a single use of the presently useful compositions, or repeated or periodic use of such compositions, for example, as required or desired to achieve the therapeutic effect to be obtained. The topical administration of the presently useful composition may involve providing the composition in the form of eye drops or similar form or other form so as to facilitate such topical administration.

The present methods have been found to be very effective in providing the desired therapeutic effect or effects while, at the same time, substantially reducing, or even substantially eliminating, side effects which may result from the presence of the cyclosporin component in the blood of the human or animal being treated, and eye irritation which, in the past, has been caused by the presence of certain components in prior art cyclosporin-containing emulsions. Also, the use of the present compositions which include reduced amounts of the cyclosporin components allow for more frequent administration of the present compositions to achieve the desired therapeutic effect or effects without substantially increasing the risk of side effects and/or eye irritation.



## US 8,642,556 B2

5

The present methods are useful in treating any condition which is therapeutically sensitive to or treatable with cyclosporin components. Such conditions preferably are ophthalmic or ocular conditions, that is relating to or having to do with one or more parts of an eye of a human or animal. Included among such conditions are, without limitation, dry eye syndrome, phacoanaphylactic endophthalmitis, uveitis, vernal conjunctivitis, atopic keratoconjunctivitis, corneal graft rejection and the like conditions. The present invention is particularly effective in treating dry eye syndrome.

The frequency of administration and the amount of the presently useful composition to use during each administration varies depending upon the therapeutic effect to be obtained, the severity of the condition being treated and the like factors. The presently useful compositions are designed to allow the prescribing physician substantial flexibility in treating various ocular conditions to achieve the desired therapeutic effect or effects with reduced risk of side effects and/or eye irritation. Such administration may occur on an as needed basis, for example, in treating or managing dry eye syndrome, on a one time basis or on a repeated or periodic basis once, twice, thrice or more times daily depending on the needs of the human or animal being treated, and other factors involved in the application at hand.

One of the important advantages of the present invention is the reduced concentration of the cyclosporin component in the blood of the human or animal as a result of administering the present composition as described herein. One very useful embodiment of the present administering step provides no substantial detectable concentration of cyclosporin component in the blood of the human or animal. Cyclosporin component concentration in blood preferably is determined using a liquid chromatography mass spectroscopy mass spectroscopy

6

copy (LC-MS/MS), which test has a cyclosporin component detection limit of 0.1 ng/ml. Cyclosporin component concentrations below or less than 0.1 ng/ml are therefore considered substantially undetectable.

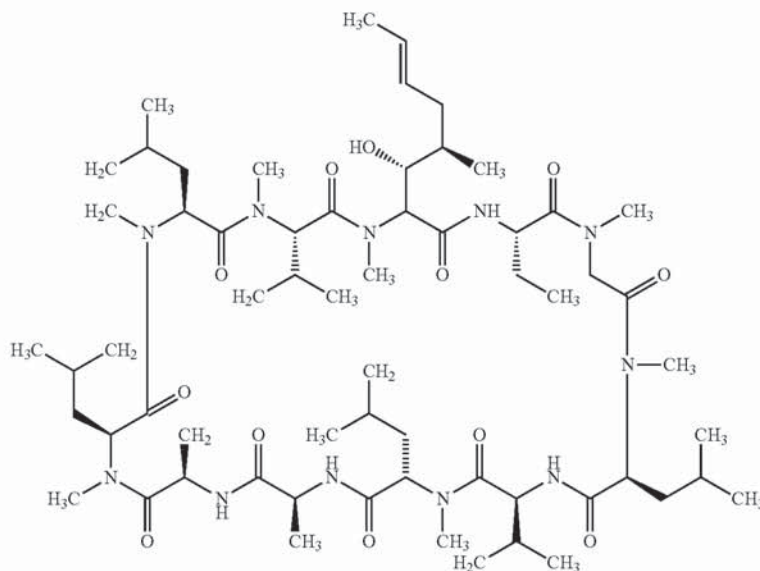
The LC-MS/MS test is advantageously run as follows.

One ml of blood is acidified with 0.2 ml of 0.1 N HCl solution, then extracted with 5 ml of methyl t-butyl ether. After separation from the acidified aqueous layer, the organic phase is neutralized with 2 ml of 0.1 N NaOH, evaporated, reconstituted in a water/acetonitrile-based mobil phase, and injected onto a 2.1×50 mm, 3 μm pore size C-8 reverse phase high pressure liquid chromatography (HPLC) column (Keystone Scientific, Bellefonte, Pa.). Compounds are gradient-eluted at 0.2 mL/min and detected using an API III triple quadrupole mass spectrometer with a turbo-ion spray source (PE-Sciex, Concord, Ontario, Canada). Molecular reaction monitoring enhances the sensitivity and selectivity of this assay. Protonated molecules for the analyte and an internal standard are collisionally dissociated and product ions at m/z 425 are monitored for the analyte and the internal standard. Under these conditions, cyclosporin A and the internal standard cyclosporin G elute with retention times of about 3.8 minutes. The lower limit of quantitation is 0.1 ng/mL, at which concentration the coefficient of variation and deviation from nominal concentration is <15%.

As noted previously, any suitable cyclosporin component effective in the present methods may be employed. Very useful cyclosporin components include, without limitation, cyclosporin A, derivatives of cyclosporin A and the like and mixtures thereof.

The chemical structure for cyclosporin A is represented by Formula 1

Formula I



## US 8,642,556 B2

7

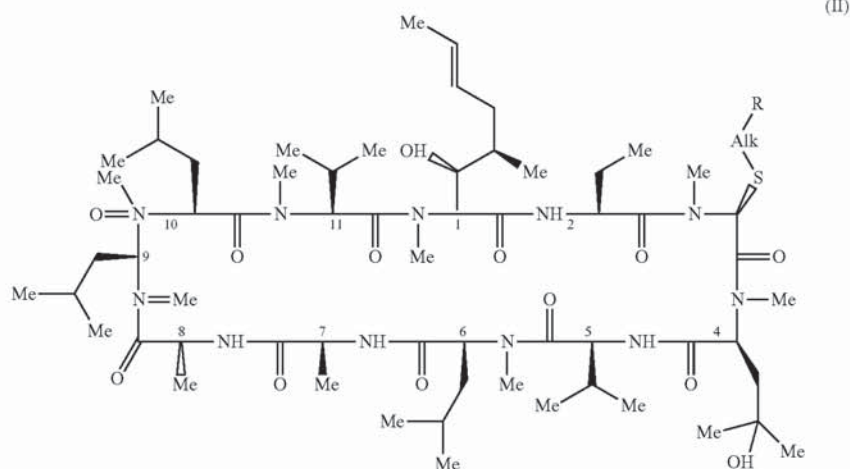
As used herein the term “derivatives” of a cyclosporin refer to compounds having structures sufficiently similar to the cyclosporin so as to function in a manner substantially similar to or substantially identical to the cyclosporin, for example, cyclosporin A, in the present methods. Included, without limitation, within the useful cyclosporin A derivatives are

8

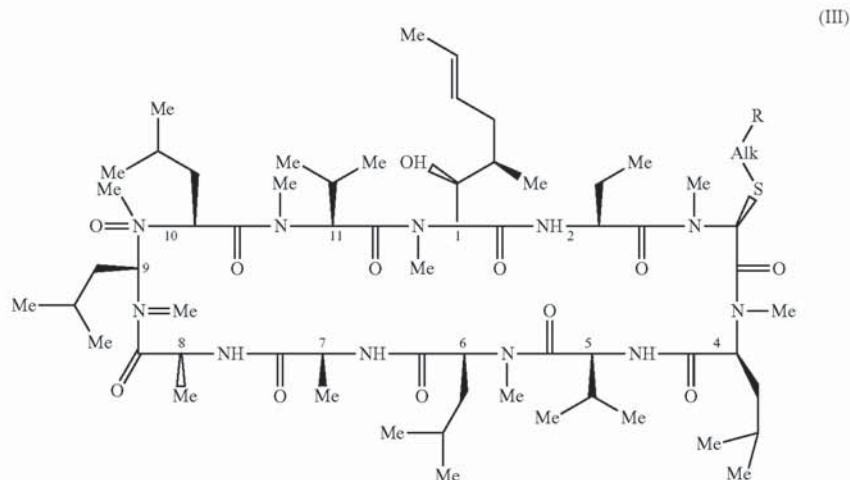
those selected from ((R)-methylthio-Sar)<sup>3</sup>-(4'-hydroxy-Me-Leu) cyclosporin A, ((R)-(Cyclo)alkylthio-Sar)<sup>3</sup>-(4'-hydroxy-MeLeu)<sup>4</sup>-cyclosporin A, and ((R)-(Cyclo)alkylthio-Ser)<sup>3</sup>-cyclosporin A derivatives described below.

These cyclosporin derivatives are represented by the following general formulas (II), (III), and (IV) respectively:

Formula II



Formula III





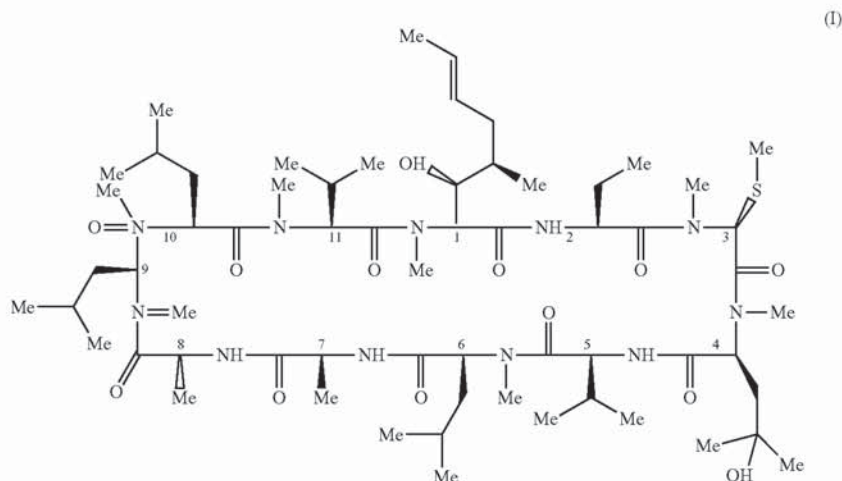
US 8,642,556 B2

9

10

-continued

Formula IV



wherein Me is methyl; Alk is 2-6C alkylene or 3-6C cycloalkylene; R is OH, COOH, alkoxycarbonyl,  $-\text{NR}_1\text{R}_2$  or  $\text{N}(\text{R}_3)-(\text{CH}_2)_n-\text{NR}_1\text{R}_2$ ; wherein  $\text{R}_1, \text{R}_2$  is H, alkyl, 3-6C cycloalkyl, phenyl (optionally substituted by halo, alkoxy, alkoxycarbonyl, amino, alkylamino or dialkylamino), benzyl or saturated or unsaturated heterocyclyl having 5 or 6 members and 1-3 heteroatoms; or  $\text{NR}_1\text{R}_2$  is a 5 or 6 membered heterocycle which may contain a further N, O or S heteroatom and may be alkylated;  $\text{R}_3$  is H or alkyl and n is 2-4; and the alkyl moieties contain 1-4C.

In one embodiment, the cyclosporin component is effective as an immunosuppressant. Without wishing to be limited to any particular theory of operation, it is believed that, in certain embodiments of the present invention, the cyclosporin component acts to enhance or restore lacrimal gland tearing in providing the desired therapeutic effect.

One important feature of the present invention is that the presently useful compositions contain less than 0.1% by weight of the cyclosporin component. The advantages of such low-concentrations of cyclosporin components have been discussed in some detail elsewhere herein. Low concentrations of cyclosporin component, together with concentrations of the hydrophobic component such that the weight ratio of cyclosporin component to hydrophobic component is greater than 0.08, provides one or more substantial advantages in the present methods.

Any suitable hydrophobic component may be employed in the present invention. Such hydrophobic component may be considered as comprising a discontinuous phase in the presently useful cyclosporin component-containing emulsions, with the water or aqueous phase being considered the continuous phase in such emulsion. The hydrophobic component is preferably selected so as to solubilize the cyclosporin component, which is often substantially insoluble in the aqueous phase. Thus, with a suitable hydrophobic component included in the presently useful emulsions, the cyclosporin component is preferably solubilized in the emulsions.

In one very useful embodiment, the hydrophobic component comprises an oily material, in particular, a material which is substantially not miscible in water. Examples of useful oily materials include, without limitation, vegetable oils, animal oils, mineral oils, synthetic oils, and the like and mixtures thereof. Thus, the present hydrophilic components

may comprise naturally occurring oils, including, without limitation refined naturally occurring oils, or naturally occurring oils which have been processed to alter their chemical structures to some extent or oils which are substantially entirely synthetic. One very useful hydrophobic component includes higher fatty acid glycerides.

Examples of useful hydrophobic components include, without limitation, olive oil, arachis oil, castor oil, mineral oil, silicone fluid and the like and mixtures thereof. Higher fatty acid glycerides such as olive oil, peanut oil, castor oil and the like and mixtures thereof are particularly useful in the present invention. Excellent results are obtained using a hydrophobic component comprising castor oil. Without wishing to limit the invention to any particular theory of operation, it is believed that castor oil includes a relatively high concentration of ricinoleic acid which itself may be useful in benefitting ocular tissue and/or in providing one or more therapeutic effects when administered to an eye.

The hydrophobic component is preferably present in the presently useful cyclosporin component containing emulsion compositions in an amount greater than about 0.625% by weight. For example, the hydrophobic component may be present in an amount up to about 0.75% by weight or about 1.0% by weight or about 1.5% by weight or more of the presently useful emulsion compositions.

The presently useful compositions may include one or more other components in amounts effective to facilitate the usefulness and effectiveness of the present methods and/or the presently useful compositions. Examples of such other components include, without limitation, emulsifier components, surfactant components, tonicity components, poly electrolyte components, emulsion stability components, viscosity inducing components, demulcent components, acid and/or bases to adjust the pH of the composition, buffer components, preservative components and the like.

In one very useful embodiment, the presently useful compositions are substantially free of preservatives. Thus, the presently useful composition be sterilized and maintained in a sterile condition prior to use, for example, provided in sealed package or otherwise maintained in a substantially sterile condition.

Any suitable emulsifier component may be employed in the presently useful compositions, provided, that such emul-



US 8,642,556 B2

11

sifier component is effective in forming maintaining the emulsion and/or in the hydrophobic component in emulsion, while having no significant or undue detrimental effect or effects on the compositions during storage or use.

In addition, the presently useful compositions, as well as each of the components of the present compositions in the concentration present in the composition advantageously are ophthalmically acceptable.

Useful emulsifier components may be selected from such component which are conventionally used and well known in the art. Examples of such emulsifier components include, without limitation, surface active components or surfactant components which may be anionic, cationic, nonionic or amphoteric in nature. In general, the emulsifier component includes a hydrophobic constituent and hydrophilic constituent. Advantageously, the emulsifier component is water soluble in the presently useful compositions. Preferably, the emulsifier component is nonionic. Specific examples of suitable emulsifier components include, without limitation, polysorbate 80, polyoxyalkylene alkylene ethers, polyalkylene oxide ethers of alkyl alcohols, polyalkylene oxide ethers of alkylphenols, other emulsifiers/surfactants, preferably nonionic emulsifiers/surfactants, useful in ophthalmic compositions, and the like and mixtures thereof.

The emulsifier component is present in an amount effective in forming the present emulsion and/or in maintaining the hydrophobic component in emulsion with the water or aqueous component. In one preferred embodiment, the emulsifier component is present in an amount in a range of about 0.1% to about 5%, more preferably about 0.2% to about 2% and still more preferably about 0.5% to about 1.5% by weight of the presently useful compositions.

Polyelectrolyte or emulsion stabilizing components may be included in the presently useful compositions. Such components are believed to be effective in maintaining the electrolyte balance in the presently useful emulsions, thereby stabilizing the emulsions and preventing the emulsions from breaking down prior to use. In one embodiment, the presently useful compositions include a polyanionic component effective as an emulsion stabilizing component. Examples of suitable polyanionic components useful in the presently useful compositions include, without limitation, anionic cellulose derivatives, anionic acrylic acid-containing polymers, anionic methacrylic acid-containing polymers, anionic amino acid-containing polymers and the like and mixtures thereof.

A particularly useful class of polyanionic components include one or more polymeric materials having multiple anionic charges. Examples include, but are not limited to:

- metal carboxy methylcelluloses
- metal carboxy methylhydroxyethylcelluloses
- metal carboxy methylstarches
- metal carboxy methylhydroxyethylstarches
- hydrolyzed polyacrylamides and polyacrylonitriles
- heparin
- gucoaminoglycans
- hyaluronic acid
- chondroitin sulfate
- dermatan sulfate
- peptides and polypeptides
- alginic acid
- metal alginates
- homopolymers and copolymers of one or more of acrylic and methacrylic acids
- metal acrylates and methacrylates
- vinylsulfonic acid
- metal vinylsulfonate

12

amino acids, such as aspartic acid, glutamic acid and the like

metal salts of amino acids

p-styrenesulfonic acid

metal p-styrenesulfonate

2-methacryloyloxyethylsulfonic acids

metal 2-methacryloyloxyethylsulfonates

3-methacryloyloxy-2-hydroxypropylsulfonic acids

metal 3-methacryloyloxy-2-hydroxypropylsulfonates

2-acrylamido-2-methylpropanesulfonic acids

metal 2-acrylamido-2-methylpropanesulfonates

allylsulfonic acid

metal allylsulfonate and the like.

One particularly useful stabilizing component includes crosslinked polyacrylates, such as carbomers and Pemulen® materials. Pemulen® is a registered trademark of B.F. Goodrich for polymeric emulsifiers and are commercially available from B.F. Goodrich Company, Specialty Polymers & Chemicals Division, Cleveland, Ohio. Pemulen® materials include acrylate/C10-30 alkyl acrylate cross-polymers, or high molecular weight, co-polymers of acrylic acid and a long chain alkyl methacrylate crosslinked with allyl ethers of pentaerythritol.

The presently useful polyanionic components may also be used to provide a suitable viscosity to the presently useful compositions. Thus, the polyanionic components may be useful in stabilizing the presently useful emulsions and in providing a suitable degree of viscosity to the presently useful compositions.

The polyelectrolyte or emulsion stabilizing component advantageously is present in an amount effective to at least assist in stabilizing the cyclosporin component-containing emulsion. For example, the polyelectrolyte/emulsion stabilizing component may be present in an amount in a range of about 0.01% by weight or less to about 1% by weight or more, preferably about 0.02% by weight to about 0.5% by weight, of the composition.

Any suitable tonicity component may be employed in accordance with the present invention. Preferably, such tonicity component is non-ionic, for example, in order to avoid interfering with the other components in the presently useful emulsions and to facilitate maintaining the stability of the emulsion prior to use. Useful tonicity agents include, without limitation, glycerine, mannitol, sorbitol and the like and mixtures thereof. The presently useful emulsions are preferably within the range of plus or minus about 20% or about 10% from being isotonic.

Ophthalmic demulcent components may be included in effective amounts in the presently useful compositions. For example, ophthalmic demulcent components such as carboxymethylcellulose, other cellulose polymers, dextran 70, gelatin, glycerine, polyethylene glycols (e.g., PEG 300 and PEG 400), polysorbate 80, propylene glycol, polyvinyl alcohol, povidone and the like and mixtures thereof, may be used in the present ophthalmic compositions, for example, compositions useful for treating dry eye.

The demulcent components are preferably present in the compositions, for example, in the form of eye drops, in an amount effective in enhancing the lubricity of the presently useful compositions. The amount of demulcent component in the present compositions may be in a range of at least about 0.01% or about 0.02% to about 0.5% or about 1.0% by weight of the composition.

Many of the presently useful polyelectrolyte/emulsion stabilizing components may also be effective as demulcent com-



US 8,642,556 B2

13

ponents, and vice versa. The emulsifier/surfactant components may also be effective as demulcent components and vice versa.

The pH of the emulsions can be adjusted in a conventional manner using sodium hydroxide and/or hydrochloric acid to a physiological pH level. The pH of the presently useful emulsions preferably is in the range of about 6 to about 10, more preferably about 7.0 to about 8.0 and still more preferably about 7.2 to about 7.6.

Although buffer components are not required in the presently useful compositions, suitable buffer components, for example, and without limitation, phosphates, citrates, acetates, borates and the like and mixtures thereof, may be employed to maintain a suitable pH in the presently useful compositions.

The presently useful compositions may include an effective amount of a preservative component. Any suitable preservative or combination of preservatives may be employed. Examples of suitable preservatives include, without limitation, benzalkonium chloride, methyl and ethyl parabens, hexetidine, phenyl mercuric salts and the like and mixtures thereof. The amounts of preservative components included in the present compositions are such to be effective in preserving the compositions and can vary based on the specific preservative component employed, the specific composition involved, the specific application involved, and the like factors. Preservative concentrations often are in the range of about 0.00001% to about 0.05% or about 0.1% (w/v) of the composition, although other concentrations of certain preservatives may be employed.

Very useful examples of preservative components in the present invention include, but are not limited to, chlorite components. Specific examples of chlorite components useful as preservatives in accordance with the present invention include stabilized chlorine dioxide (SCD), metal chlorites such as alkali metal and alkaline earth metal chlorites, and the like and mixtures thereof. Technical grade (or USP grade) sodium chlorite is a very useful preservative component. The exact chemical composition of many chlorite components, for example, SCD, is not completely understood. The manufacture or production of certain chlorite components is described in McNicholas U.S. Pat. No. 3,278,447, which is incorporated in its entirety by reference herein. Specific examples of useful SCD products include that sold under the trademark Dura Klor by Rio Linda Chemical Company, Inc., and that sold under the trademark Anthium Dioxide® by International Dioxide, Inc. An especially useful SCD is a product sold under the trademark Bio-Cide® by Bio-Cide International, Inc., as well as a product identified by Allergan, Inc. by the trademark Purite®.

Other useful preservatives include antimicrobial peptides. Among the antimicrobial peptides which may be employed include, without limitation, defensins, peptides related to defensins, cecropins, peptides related to cecropins, magainins and peptides related to magainins and other amino acid polymers with antibacterial, antifungal and/or antiviral activities. Mixtures of antimicrobial peptides or mixtures of antimicrobial peptides with other preservatives are also included within the scope of the present invention.

The compositions of the present invention may include viscosity modifying agents or components, such as cellulose polymers, including hydroxypropyl methyl cellulose (HPMC), hydroxyethyl cellulose (HEC), ethyl hydroxyethyl cellulose, hydroxypropyl cellulose, methyl cellulose and carboxymethyl cellulose; carbomers (e.g. carbopol, and the like); polyvinyl alcohol; polyvinyl pyrrolidone; alginates; carrageenans; and guar, karaya, agarose, locust bean, traga-

14

canth and xanthan gums. Such viscosity modifying components are employed, if at all, in an amount effective to provide a desired viscosity to the present compositions. The concentration of such viscosity modifiers will typically vary between about 0.01 to about 5% w/v of the total composition, although other concentrations of certain viscosity modifying components may be employed.

The presently useful compositions may be produced using conventional and well known methods useful in producing ophthalmic products including oil-in-water emulsions.

In one example, the oily phase of the emulsion can be combined with the cyclosporin component to solubilize the cyclosporin component in the oily material phase. The oily phase and the water may be separately heated to an appropriate temperature. This temperature may be the same in both cases, generally a few degrees to about 10° C. above the melting temperature of the ingredient(s) having the highest melting point in the case of a solid or semi-solid oily phase for emulsifier components in the oily phase. Where the oily phase is a liquid at room temperature, a suitable temperature for preparation of a composition may be determined by routine experimentation in which the melting point of the ingredients aside from the oily phase is determined. In cases where all components of either the oily phase for the water phase are soluble at room temperature, no heating may be necessary. Non-emulsifying agents which are water soluble are dissolved in the water and oil soluble components including the surfactant components are dissolved in the oily phase.

To create an oil-in-water emulsion, the final oil phase is gently mixed into either an intermediate, preferably de-ionized water, phase or into the final water phase to create a suitable dispersion and the product is allowed to cool with or without stirring. In the case where the final oil phase is first gently mixed into an intermediate water phase, the resulting emulsion concentrate is thereafter mixed in the appropriate ratio with the final aqueous phase. In such cases, the emulsion concentrate and the final aqueous phase may not be at the same temperature or heated above room temperature, as the emulsion may be already formed at this point.

The oil-in-water emulsions of the present invention can be sterilized after preparation using heat, for example, autoclave steam sterilization or can be sterile filtered using, for example, a 0.22 micron sterile filter. Sterilization employing a sterilization filter can be used when the emulsion droplet or globule or particle size and characteristics allows this. The droplet size distribution of the emulsion need not be entirely below the particle size cutoff of the 0.22 micron sterile filtration membrane to be sterile-filtratable. In cases wherein the droplet size distribution of the emulsion is above the particle size cutoff of the 0.22 micron sterile filtration membrane, the emulsion needs to be able to deform or change while passing through the filtration membrane and then reform after passing through. This property is easily determined by routine testing of emulsion droplet size distributions and percent of total oil in the compositions before and after filtration. Alternatively, a loss of a small amount of larger droplet sized material may be acceptable.

The present oil-in-water emulsions preferably are thermodynamically stable, much like microemulsions, and yet may not be isotropic transparent compositions a are microemulsions. The emulsions of the present invention advantageously have a shelf life exceeding one year at room temperature.

The following non-limiting examples illustrate certain aspects of the present invention.

#### EXAMPLE 1

Two compositions are selected for testing. These compositions are produced in accordance with well known techniques and have the following make-ups:



US 8,642,556 B2

15

|  | Composition I<br>wt % | Composition II<br>wt % |
|--|-----------------------|------------------------|
| Cyclosporin A                                  | 0.1                   | 0.05                   |
| Castor Oil                                     | 1.25                  | 1.25                   |
| Polysorbate 80                                 | 1.00                  | 1.00                   |
| Premulen®                                      | 0.05                  | 0.05                   |
| Glycerine                                      | 2.20                  | 2.20                   |
| Sodium hydroxide                               | qs                    | qs                     |
| Purified Water                                 | qs                    | qs                     |
| pH   | 7.2-7.6               | 7.2-7.6                |
| Weight Ratio of Cyclosporin<br>A to Castor Oil | 0.08                  | 0.04                   |

These compositions are employed in a Phase 3, double-masked, randomized, parallel group study for the treatment of dry eye disease.

The results of this study indicate that Composition II, in accordance with the present invention, which has a reduced concentration of cyclosporin A and a cyclosporin A to castor oil ratio of less than 0.08, provides overall efficacy in treating dry eye disease substantially equal to that of Composition I. This is surprising for a number of reasons. For example, the reduced concentration of cyclosporin A in Composition II would have been expected to result in reduced overall efficacy in treating dry eye disease. Also, the large amount of castor oil relative to the amount of cyclosporin A in Composition II might have been expected to cause increased eye irritation relative to Composition I. However, both Composition I and Composition II are found to be substantially non-irritating in use.

Using relatively increased amounts of castor oil, with reduced amounts of cyclosporin component, as in Composition II, is believed to take advantage of the benefits, for example the ocular lubrication benefits, of castor oil, as well as the presence of ricinoleic acid in the castor oil, to at least assist in treating dry eye syndrome in combination with cyclosporin A.

In addition, it is found that the high concentration of castor oil relative to cyclosporin component, as in Composition II, provides the advantage of more quickly or rapidly (for example, relative to a composition which includes only 50% as much castor oil) breaking down or resolving the emulsion in the eye, for example, as measured by split-lamp techniques to monitor the composition in the eye for phase separation. Such rapid break down of the emulsion in the eye reduces vision distortion as the result of the presence of the emulsion in the eye, as well as facilitating the therapeutic effectiveness of the composition in treating dry eye disease.

Using reduced amounts of cyclosporin A, as in Composition II, to achieve therapeutic effectiveness mitigates even further against undesirable side effects and potential drug interactions. Prescribing physicians can provide (prescribe) Composition II to more patients and/or with fewer restrictions and/or with reduced risk of the occurrence of adverse events, e.g., side effects, drug interactions and the like, relative to providing Composition I.

While this invention has been described with respect to various specific examples and embodiments, it is to be understood that the invention is not limited thereto and that it can be variously practiced within the scope of the following claims.

What is claimed is:

1. A first topical ophthalmic emulsion for treating an eye of a human, wherein the first topical ophthalmic emulsion comprises cyclosporin A in an amount of about 0.05% by weight,

16

polysorbate 80, acrylate/C10-30 alkyl acrylate cross-polymer, water, and castor oil in an amount of about 1.25% by weight; and

wherein the first topical ophthalmic emulsion is therapeutically effective in treating dry eye disease; and

wherein the first topical ophthalmic emulsion provides overall efficacy substantially equal to a second topical ophthalmic emulsion comprising cyclosporin A in an amount of about 0.1% by weight and castor oil in an amount of about 1.25% by weight.

2. The first topical ophthalmic emulsion of claim 1, wherein the first topical ophthalmic emulsion further comprises a tonicity agent or a demulcent component.

3. The first topical ophthalmic emulsion of claim 2, wherein the tonicity agent or the demulcent component is glycerine.

4. The first topical ophthalmic emulsion of claim 1, wherein the first topical ophthalmic emulsion further comprises a buffer.

5. The first topical ophthalmic emulsion of claim 4, wherein the buffer is sodium hydroxide.

6. The first topical ophthalmic emulsion of claim 1, wherein the first topical ophthalmic emulsion further comprises glycerine and a buffer.

7. The first topical ophthalmic emulsion of claim 1, wherein the first topical ophthalmic emulsion comprises polysorbate 80 in an amount of about 1.0% by weight.

8. The first topical ophthalmic emulsion of claim 1, wherein the first topical ophthalmic emulsion comprises acrylate/C10-30 alkyl acrylate cross-polymer in an amount of about 0.05% by weight.

9. The first topical ophthalmic emulsion of claim 1, wherein the first topical ophthalmic emulsion further comprises glycerine in an amount of about 2.2% by weight and a buffer.

10. The first topical ophthalmic emulsion of claim 9, wherein the buffer is sodium hydroxide.

11. The first topical ophthalmic emulsion of claim 1, wherein, when the first topical ophthalmic emulsion is administered to an eye of a human in an effective amount in treating dry eye disease, the blood of the human has substantially no detectable concentration of cyclosporin A.

12. The first topical ophthalmic emulsion of claim 6, wherein the first topical ophthalmic emulsion has a pH in the range of about 7.2 to about 7.6.

13. A first topical ophthalmic emulsion for treating an eye of a human, wherein the first topical ophthalmic emulsion comprises cyclosporin A in an amount of about 0.05% by weight, polysorbate 80, acrylate/C10-30 alkyl acrylate cross-polymer, water, and castor oil in an amount of about 1.25% by weight; and

wherein the first topical ophthalmic emulsion is therapeutically effective in treating dry eye disease and wherein the first topical ophthalmic emulsion achieves at least as much therapeutic effectiveness as a second topical ophthalmic emulsion comprising cyclosporin A in an amount of about 0.1% by weight and castor oil in an amount of about 1.25% by weight.

14. A first topical ophthalmic emulsion for treating an eye of a human, wherein the first topical ophthalmic emulsion comprises cyclosporin A in an amount of about 0.05% by weight, polysorbate 80, acrylate/C10-30 alkyl acrylate cross-polymer, water, and castor oil in an amount of about 1.25% by weight; and

wherein the first topical ophthalmic emulsion breaks down more quickly in the eye of a human, once administered to the eye of the human, thereby reducing vision distortion.

## US 8,642,556 B2

17

tion in the eye of the human as compared to a second topical ophthalmic emulsion that contains only about 50% as much castor oil as the first topical ophthalmic emulsion.

15. A first topical ophthalmic emulsion for treating an eye of a human, wherein the first topical ophthalmic emulsion comprises cyclosporin A in an amount of about 0.05% by weight, polysorbate 80, acrylate/C10-30 alkyl acrylate cross-polymer, water, and castor oil in an amount of about 1.25% by weight; and

wherein the first topical ophthalmic emulsion, when administered to the eye of a human, demonstrates a reduction in adverse events in the human, relative to a second topical ophthalmic emulsion comprising cyclosporin A in an amount of about 0.1% by weight and castor oil in an amount of about 1.25% by weight.

16. The first topical ophthalmic emulsion of claim 15, wherein the adverse events are side effects.

18

17. The first topical ophthalmic emulsion of claim 16, wherein the side effects are selected from the group consisting of visual distortion and eye irritation.

18. The first topical ophthalmic emulsion of claim 13, wherein, when the first topical ophthalmic emulsion is administered to an eye of a human, the blood of the human has substantially no detectable concentration of cyclosporin A.

19. The first topical ophthalmic emulsion of claim 14, wherein, when the first topical ophthalmic emulsion is administered to an eye of a human, the blood of the human has substantially no detectable concentration of cyclosporin A.

20. The first topical ophthalmic emulsion of claim 15, wherein, when the first topical ophthalmic emulsion is administered to an eye of a human, the blood of the human has substantially no detectable concentration of cyclosporin A.

\* \* \* \* \*



UNITED STATES PATENT AND TRADEMARK OFFICE  
**CERTIFICATE OF CORRECTION**

PATENT NO. : 8,642,556 B2  
APPLICATION NO. : 13/967189  
DATED : February 4, 2014  
INVENTOR(S) : Andrew Acheampong et al.

Page 1 of 2

It is certified that error appears in the above-identified patent and that said Letters Patent is hereby corrected as shown below:

In the Specification

In column 1, line 34, delete "of:" and insert -- of --, therefor.  
In column 1, line 34, delete "cyclosporin a" and insert -- cyclosporin A --, therefor.  
In column 1, line 35, delete "cyclosporin a" and insert -- cyclosporin A --, therefor.  
In column 1, line 37, delete "421" and insert -- 411 --, therefor.  
In column 1, line 38, delete "aft" and insert -- after --, therefor.  
In column 1, line 40, delete "18(2)" and insert -- 18(2):91 --, therefor.  
In column 1, line 44, delete "1999," and insert -- 1998, --, therefor.  
In column 1, line 45, delete "1999," and insert -- 1998, --, therefor.  
In column 1, line 46, delete "438:991" and insert --438:991-5; --, therefor.  
In column 1, line 56, delete "A Ministrati on" and insert -- Administration --, therefor.  
In column 2, line 15, delete "method" and insert -- methods --, therefor.  
In column 2, line 17, delete "employ" and insert -- employing --, therefor.  
In column 2, line 19, delete "effects," and insert -- effects --, therefor.  
In column 3, line 9, delete "clyclosporin" and insert -- cyclosporin --, therefor.  
In column 3, line 42, delete "15%" and insert -- 1.5% --, therefor.  
In column 5, line 8, delete "kerapoconiunctivitis," and insert -- keratoconjunctivitis, --, therefor.  
In column 5, line 25, delete "treated," and insert -- treated --, therefor.  
In column 5, line 38, delete "chromatography mass" and insert -- chromatography-mass --, therefor.  
In column 5, line 38, delete "spectroscopy mass" and insert -- spectroscopy-mass --, therefor.  
In column 6, line 11, delete "mobil" and insert -- mobile --, therefor.  
In column 9, line 26, delete "--NR<sub>1</sub>R<sub>2</sub>:" and insert -- --NR<sub>1</sub>R<sub>2</sub>; --, therefor.  
In column 9, line 30, delete "NR<sub>1</sub>R" and insert -- NR<sub>1</sub>R<sub>2</sub> --, therefor.

Signed and Sealed this  
First Day of July, 2014



Michelle K. Lee  
*Deputy Director of the United States Patent and Trademark Office*



**CERTIFICATE OF CORRECTION (continued)**

Page 2 of 2

**U.S. Pat. No. 8,642,556 B2**

In column 10, line 40, delete “benefitting” and insert -- benefiting --, therefor.

In column 10, line 62, delete “composition” and insert -- compositions may --, therefor.

In column 10, line 63, after “in” insert -- a --.

In column 11, line 14, delete “amphorteric” and insert -- amphoteric --, therefor.

In column 11, line 15, delete “and” and insert -- and a --, therefor.

In column 11, line 51, delete “methylhydroxyethylcelluloses” and insert  
-- methylhydroxyethylcelluloses --, therefor.

In column 11, line 56, delete “gucoaminoglycans” and insert -- glycosaminoglycans --, therefor.

In column 11, line 63, delete “of” and insert -- of: --, therefor.

In column 12, line 1, delete “giutamic” and insert -- glutamic --, therefor.

In column 12, line 8, delete “hydroxpropylsulfonic” and insert -- hydroxypropylsulfonic --, therefor.

In column 12, line 15, delete “useful” and insert -- useful emulsion --, therefor.

In column 12, line 22, delete “weight,” and insert -- weight --, therefor.

In column 12, line 23, delete “crosslinked” and insert -- cross-linked --, therefor.

In column 12, line 67, delete “iso” and insert -- also --, therefor.

In column 12, line 23, delete “for” and insert -- or --, therefor.

In column 14, lines 42-43, delete “or globule” and insert -- (or globule --, therefor.

In column 14, line 51, delete “si e” and insert -- size --, therefor.

In column 14, lines 55-56, delete “thermodynamicaly” and insert -- thermodynamically --, therefor.

In column 14, line 57, delete “a are” and insert -- as are --, therefor.

In column 15, line 8, delete “Premulem ®” and insert -- Pemulem® --, therefor.

# Exhibit 4

(12) **United States Patent**  
**Acheampong et al.**

(10) **Patent No.:** **US 8,648,048 B2**  
(45) **Date of Patent:** **\*Feb. 11, 2014**

- (54) **METHODS OF PROVIDING THERAPEUTIC EFFECTS USING CYCLOSPORIN COMPONENTS**
- (71) Applicant: **Allergan, Inc.**, Irvine, CA (US)
- (72) Inventors: **Andrew Acheampong**, Irvine, CA (US); **Diane D. Tang-Liu**, Las Vegas, NV (US); **James N. Chang**, Newport Beach, CA (US); **David F. Power**, Hubert, NC (US)
- (73) Assignee: **Allergan, Inc.**, Irvine, CA (US)
- (\*) Notice: Subject to any disclaimer, the term of this patent is extended or adjusted under 35 U.S.C. 154(b) by 0 days.  
  
This patent is subject to a terminal disclaimer.
- (21) Appl. No.: **13/967,168**
- (22) Filed: **Aug. 14, 2013**
- (65) **Prior Publication Data**  
US 2013/0331340 A1 Dec. 12, 2013
- Related U.S. Application Data**
- (63) Continuation of application No. 13/961,835, filed on Aug. 7, 2013, which is a continuation of application No. 11/897,177, filed on Aug. 28, 2007, which is a continuation of application No. 10/927,857, filed on Aug. 27, 2004, now abandoned.
- (60) Provisional application No. 60/503,137, filed on Sep. 15, 2003.
- (51) **Int. Cl.**  
**A61K 38/13** (2006.01)
- (52) **U.S. Cl.**  
USPC ..... **514/20.5**
- (58) **Field of Classification Search**  
None  
See application file for complete search history.

|             |         |                  |
|-------------|---------|------------------|
| 5,296,158 A | 3/1994  | MacGilp et al.   |
| 5,342,625 A | 8/1994  | Hauer et al.     |
| 5,368,854 A | 11/1994 | Rennick          |
| 5,411,952 A | 5/1995  | Kaswan           |
| 5,424,078 A | 6/1995  | Dziabo           |
| 5,474,919 A | 12/1995 | Chartrain et al. |
| 5,474,979 A | 12/1995 | Ding et al.      |
| 5,504,068 A | 4/1996  | Komiya et al.    |
| 5,540,931 A | 7/1996  | Hewitt et al.    |
| 5,543,393 A | 8/1996  | Kim et al.       |
| 5,589,455 A | 12/1996 | Woo              |
| 5,591,971 A | 1/1997  | Shahar et al.    |
| 5,614,491 A | 3/1997  | Walch et al.     |
| 5,639,724 A | 6/1997  | Cavanak          |
| 5,652,212 A | 7/1997  | Cavanak et al.   |
| 5,719,123 A | 2/1998  | Morley et al.    |
| 5,739,105 A | 4/1998  | Kim et al.       |
| 5,753,166 A | 5/1998  | Dalton et al.    |
| 5,766,629 A | 6/1998  | Cho et al.       |
| 5,798,333 A | 8/1998  | Sherman          |
| 5,807,820 A | 9/1998  | Elias et al.     |
| 5,827,822 A | 10/1998 | Floch'h et al.   |
| 5,827,862 A | 10/1998 | Yamamura         |
| 5,834,017 A | 11/1998 | Cho et al.       |
| 5,843,452 A | 12/1998 | Wiedmann et al.  |
| 5,843,891 A | 12/1998 | Sherman          |
| 5,858,401 A | 1/1999  | Bhalani et al.   |
| 5,866,159 A | 2/1999  | Hauer et al.     |

(Continued)

#### FOREIGN PATENT DOCUMENTS

|    |          |        |
|----|----------|--------|
| DE | 19810655 | 9/1999 |
| EP | 0471293  | 2/1992 |

(Continued)

#### OTHER PUBLICATIONS

Abdulrazik, M. et al, Ocular Delivery of Cyclosporin A II. Effect of Submicron Emulsion's Surface Charge on Ocular Distribution of Topical Cyclosporin A, S.T.P. Pharma Sciences, Dec. 2001, 427-432, 11(6).

Acheampong, Andrew et al, Cyclosporine Distribution into the Conjunctiva, Cornea, Lacrimal Gland and Systemic Blood Following Topical Dosing of Cyclosporine to Rabbit, Dog and Human eyes, 1996, 179.

Acheampong, Andrew et al, Cyclosporine Distribution Into the Conjunctiva, Cornea, Lacrimal Gland, and Systemic Blood Following Topical Dosing of Cyclosporine to Rabbit, Dog, and Human Eyes, Adv. Exp. Med. Biol., 1998, 1001-1004, 438.

Acheampong, Andrew et al, Distribution of Cyclosporin A in Ocular Tissues After Topical Administration to Albino Rabbits and Beagle Dogs, Current Eye Research, 1999, 91-103, 18(2).

(Continued)

*Primary Examiner* — Marcela M Cordero Garcia  
(74) *Attorney, Agent, or Firm* — Laura L. Wine; Joel B. German; Debra D. Condino

#### (57) **ABSTRACT**

Methods of treating an eye of a human or animal include administering to an eye of a human or animal a composition in the form of an emulsion including water, a hydrophobic component and a cyclosporin component in a therapeutically effective amount of less than 0.1% by weight of the composition. The weight ratio of the cyclosporin component to the hydrophobic component is less than 0.8.

**23 Claims, No Drawings**

- (56) **References Cited**
- U.S. PATENT DOCUMENTS
- |             |         |                    |
|-------------|---------|--------------------|
| 3,278,447 A | 10/1966 | McNicholas         |
| 4,388,229 A | 6/1983  | Fu                 |
| 4,388,307 A | 6/1983  | Cavanak            |
| 4,614,736 A | 9/1986  | Delevallee et al.  |
| 4,649,047 A | 3/1987  | Kaswan             |
| 4,764,503 A | 8/1988  | Wenger             |
| 4,814,323 A | 3/1989  | Andrieu et al.     |
| 4,839,342 A | 6/1989  | Kaswan             |
| 4,970,076 A | 11/1990 | Horrobin           |
| 4,990,337 A | 2/1991  | Kurihara et al.    |
| 4,996,193 A | 2/1991  | Hewitt et al.      |
| 5,047,396 A | 9/1991  | Orban et al.       |
| 5,051,402 A | 9/1991  | Kurihara et al.    |
| 5,053,000 A | 10/1991 | Booth et al.       |
| 5,286,730 A | 2/1994  | Caufield et al.    |
| 5,286,731 A | 2/1994  | Caufield et al.    |
| 5,294,604 A | 3/1994  | Nussenblatt et al. |



## US 8,648,048 B2

Page 2

(56)

## References Cited

## U.S. PATENT DOCUMENTS

5,891,846 A 4/1999 Ishida et al.  
 5,916,589 A 6/1999 Hauer et al.  
 5,929,030 A 7/1999 Hamied et al.  
 5,951,971 A 9/1999 Kawashima et al.  
 5,962,014 A 10/1999 Hauer et al.  
 5,962,017 A 10/1999 Hauer et al.  
 5,962,019 A 10/1999 Cho et al.  
 5,977,066 A 11/1999 Cavanak  
 5,981,479 A 11/1999 Ko et al.  
 5,981,607 A 11/1999 Ding et al.  
 5,998,365 A 12/1999 Sherman  
 6,004,566 A 12/1999 Friedman et al.  
 6,007,840 A 12/1999 Hauer et al.  
 6,008,191 A 12/1999 Singh  
 6,008,192 A 12/1999 Al-Razzak et al.  
 6,022,852 A 2/2000 Klokckers et al.  
 6,024,978 A 2/2000 Hauer et al.  
 6,046,163 A 4/2000 Stuchlik et al.  
 6,057,289 A 5/2000 Mulye  
 6,159,933 A 12/2000 Sherman  
 6,197,335 B1 3/2001 Sherman  
 6,254,860 B1 7/2001 Garst  
 6,254,885 B1 7/2001 Cho et al.  
 6,267,985 B1 7/2001 Chen et al.  
 6,284,268 B1 9/2001 Mishra et al.  
 6,294,192 B1 9/2001 Patel et al.  
 6,306,825 B1 10/2001 Cavanak  
 6,323,204 B1 11/2001 Burke  
 6,346,511 B1 2/2002 Singh et al.  
 6,350,442 B2 2/2002 Garst  
 6,413,547 B1 7/2002 Bennett et al.  
 6,420,355 B2 7/2002 Richter et al.  
 6,468,968 B2 10/2002 Cavanak et al.  
 6,475,519 B1 11/2002 Meinzer et al.  
 6,486,124 B2 11/2002 Olbrich et al.  
 6,544,953 B2 4/2003 Tsuzuki et al.  
 6,555,526 B2 4/2003 Matsuo  
 6,562,873 B2 5/2003 Olejnik et al.  
 6,569,463 B2 5/2003 Patel et al.  
 6,582,718 B2 6/2003 Kawashima  
 6,656,460 B2 12/2003 Benita et al.  
 6,872,705 B2 3/2005 Lyons  
 6,984,628 B2\* 1/2006 Bakhit et al. .... 514/20.8  
 7,202,209 B2 4/2007 Chang  
 7,276,476 B2 10/2007 Chang et al.  
 7,288,520 B2 10/2007 Chang et al.  
 7,297,679 B2 11/2007 Chang  
 7,501,393 B2 3/2009 Tien et al.  
 8,211,855 B2 7/2012 Chang et al.  
 8,288,348 B2 10/2012 Chang et al.  
 2001/0003589 A1 6/2001 Neuer et al.  
 2001/0014665 A1 8/2001 Fischer et al.  
 2001/0036449 A1 11/2001 Garst  
 2002/0012680 A1 1/2002 Patel et al.  
 2002/0013272 A1 1/2002 Cavanak et al.  
 2002/0016290 A1 2/2002 Floch'h et al.  
 2002/0016292 A1 2/2002 Richter et al.  
 2002/0025927 A1 2/2002 Olbrich et al.  
 2002/0045601 A1 4/2002 Kawashima et al.  
 2002/0107183 A1 8/2002 Petszulat et al.  
 2002/0119190 A1 8/2002 Meinzer et al.  
 2002/0165134 A1 11/2002 Richter et al.  
 2003/0021816 A1 1/2003 Kang et al.  
 2003/0044452 A1 3/2003 Ueno  
 2003/0055028 A1 3/2003 Stergiopoulos et al.  
 2003/0059470 A1 3/2003 Muller  
 2003/0060402 A1 3/2003 Cavanak et al.  
 2003/0087813 A1 5/2003 Or et al.  
 2003/0104992 A1 6/2003 Or et al.  
 2003/0108626 A1 6/2003 Benita et al.  
 2003/0109425 A1 6/2003 Or et al.  
 2003/0109426 A1 6/2003 Or et al.  
 2003/0133984 A1 7/2003 Ambuhl et al.  
 2003/0143250 A1 7/2003 Hauer et al.  
 2003/0147954 A1 8/2003 Yang et al.

2003/0166517 A1 9/2003 Fricker et al.  
 2005/0014691 A1 1/2005 Bakhit et al.  
 2005/0059583 A1 3/2005 Acheampong et al.  
 2007/0015691 A1 1/2007 Chang  
 2007/0027072 A1 2/2007 Tien et al.  
 2007/0087962 A1 4/2007 Tien et al.  
 2007/0149447 A1 6/2007 Chang et al.  
 2007/0299004 A1 12/2007 Acheampong et al.  
 2008/0039378 A1 2/2008 Graham et al.  
 2008/0070834 A1 3/2008 Chang et al.  
 2008/0146497 A1 6/2008 Graham et al.  
 2008/0207495 A1 8/2008 Graham et al.  
 2009/0131307 A1 5/2009 Tien et al.  
 2010/0279951 A1 11/2010 Morgan et al.  
 2011/0009339 A1 1/2011 Schiffman  
 2011/0294744 A1 12/2011 Morgan et al.  
 2012/0270805 A1 10/2012 Chang et al.  
 2013/0059796 A1 3/2013 Chang et al.

## FOREIGN PATENT DOCUMENTS

EP 0547229 1/1993  
 EP 0760237 3/1997  
 WO 95-31211 11/1995  
 WO 00-00179 1/2000  
 WO 01-32142 5/2001  
 WO 01-41671 6/2001  
 WO 02-09667 2/2002  
 WO 02-49603 6/2002  
 WO 03-030834 4/2003  
 WO 03-053405 7/2003

## OTHER PUBLICATIONS

Akpek, Esen Karamursel et al, A Randomized Trial of Topical Cyclosporin 0.05% in Topical Steroid-Resistant Atopic Keratoconjunctivitis, *Ophthalmology*, 2004, 476-482, 111.  
 Angelov, O. et al, Preclinical Safety Studies of Cyclosporine Ophthalmic Emulsion, *Adv Exp Med Biol*, 1998, 991-995, 438.  
 Angelov, O. et al, Safety Assessment of Cyclosporine Ophthalmic Emulsion in Rabbits and Dogs, *XIth Congress of the European Society of Ophthalmology*, 1997, 25-28, 1-5, Soc. Ophthalmol Eur., HU.  
 Ardizzone, Sandro et al, A Practical Guide to the Management of Distal Ulcerative Colitis, *Drugs*, 1998, 519-542, 55(4).  
 Banic, Marko et al, Effect of Cyclosporine in a Murine Model of Experimental Colitis, *Digestive Diseases and Sciences*, Jun. 2002, 1362-1368, 47(6).  
 Bonini, S. et al, Vernal Keratoconjunctivitis, *Eye*, 2004, 345-351, 18.  
 Brewster, Marcus et al, Enhanced Delivery of Ganciclovir to the Brain Through the Use of Redox Targeting, *Antimicrobial Agents and Chemotherapy*, Apr. 1994, 817-823, 38(4).  
 Brewster, Marcus et al, Intravenous and Oral Pharmacokinetic Evaluation of a 2-Hydroxypropyl- $\beta$ -cyclodextrin-Based Formulation of Carbamazepine in the Dog: Comparison with Commercially Available Tablets and Suspensions, *Journal of Pharmaceutical Sciences*, Mar. 1997, 335-339, 86(3).  
 Brewster, Marcus et al, Preparation, Characterization, and Anesthetic Properties of 2-Hydroxypropyl- $\beta$ -cyclodextrin Complexes of Pregnanolone and Pregnenolone in Rat and Mouse, *Journal of Pharmaceutical Sciences*, Oct. 1995, 1154-1159, 84(10).  
 Brinkmeier, Thomas et al, Pyodermitis-Pyostomatitis Vegetans: a Clinical Course of Two Decades with Response to Cyclosporine and Low-Dose Prednisolone, *Acta Derm Venereol*, 2001, 134-136, 81.  
 Castillo, Jose M. Benitez Del et al, Influence of Topical Cyclosporine A and Dissolvent on Corneal Epithelium Permeability of Fluorescein, *Documenta Ophthalmologica*, 1995, 49-55, 91.  
 Cheeks, Lisa et al, Influence of Vehicle and Anterior Chamber Protein Concentration on Cyclosporine Penetration Through the Isolated Rabbit Cornea, *Current Eye Research*, 1992, 641-649, 11(7).  
 Database WPI Week 200044, Derwent Pub. Ltd., London, GB; An 2000-492678 & JP2000/143542, 2000, 2 Pages.  
 Ding, Shulin et al, Cyclosporine Ophthalmic O/W emulsion: Formulation and Emulsion Characterization, *Pharm Res*, 1997, 1 page, 14 (11).  
 Donnenfeld, Eric D., The Economics of Using Restasis, *Ophthalmology Management*, Oct. 2003, 3 pages, US.



## US 8,648,048 B2

Page 3

(56)

## References Cited

## OTHER PUBLICATIONS

- Drosos, A. A. et al, Efficacy and Safety of Cyclosporine-A Therapy for Primary Sjogren's Syndrome, *Ter. Arkh.*, 1998, 77-80, 60(4).
- Drosos, A.A. et al, Cyclosporin A Therapy in Patients with Primary Sjogren's Syndrome: Results at One Year, *Scand J Rheumatology*, 1986, 246-249, 61.
- Eisen, Dore et al, Topical Cyclosporine for Oral Mucosal Disorders, *J Am Acad Dermatol*, Dec. 1990, 1259-1264, 23.
- Epstein, Joel et al, Topical Cyclosporine in a Bioadhesive for Treatment of Oral Lichenoid Mucosal Reactions, *Oral Surg Oral Med Oral Pathol Oral*, 1996, 532-536, 82.
- Erdmann, S. et al, Pemphigus Vulgaris Der Mund-Und Kehlkopfschleimhaut Pemphigus Vulgaris of the Oral Mucosa and the Larynx, *H+G Zeitschrift Fuer Hautkrankheiten*, 1997, 283-286, 72(4).
- FDA Concludes Restasis (Cyclosporine) Not Effective for Dry Eye (Jun. 18, 1999). Accessed online at [http://www.dryeyeinfo.org/Restasis\\_Cyclosporine.htm](http://www.dryeyeinfo.org/Restasis_Cyclosporine.htm) on Aug. 14, 2009. 1 Page.
- Gaeta, G.M. et al, Cyclosporin Bioadhesive Gel in the Topical Treatment of Erosive Oral Lichen Planus, *International Journal of Immunopathology and Pharmacology*, 1994, 125-132, 7(2).
- Gipson, Ilene et al, Character of Ocular Surface Mucins and Their Alteration in Dry Eye Disease, *The Ocular Surface*, Apr. 2004, 131-148, 2(2).
- Gremse, David et al, Ulcerative Colitis in Children, *Pediatr Drugs*, 2002, 807-815, 4(12).
- Gunduz, Kaan et al, Topical Cyclosporin Treatment of Keratoconjunctivitis Sicca in Secondary Sjogren's Syndrome, *Acta Ophthalmologica*, 1994, 438-442, 72.
- <http://web.archive.org/web/2001030625323/http://www.surfactant.co.kr/surfactants/pegester.html>, 2001, 6 Pages, retrieved on Jul. 5, 2008.
- Hunter, P.A. et al, Cyclosporin A Applied Topically to the Recipient Eye Inhibits Corneal Graft Rejection, *Clin Exp Immunol*, 1981, 173-177, 45.
- Jumaa, Muhannad et al, Physicochemical Properties and Hemolytic Effect of Different Lipid Emulsion Formulations Using a Mixture of Emulsifiers, *Pharmaceutica Acta Helvetica*, 1999, 293-301, 73.
- Kanai, A. et al, The Effect on the Cornea of Alpha Cyclodextrin Vehicle for Eye Drops, *Transplantation Proceedings*, Feb. 1989, 3150-3152, vol. 21.
- Kanpolat, Ayfer et al, Penetration of Cyclosporin A into the Rabbit Cornea and Aqueous Humor after Topical Drop and Collagen Shield Administration, *Cornea/External Disease*, Apr. 1994, 119-122, 20(2).
- Kaur, Rabinder et al, Solid Dispersions of Drugs in Polyocethylene 40 Stearate: Dissolution Rates and Physico-Chemical Interactions, *Journal of Pharmacy and Pharmacology*, Dec. 1979, 48P.
- Kuwano, Mitsuaki et al, Cyclosporine A Formulation Affects Its Ocular Distribution in Rabbits, *Pharmaceutical Research*, Jan. 2002, 108-111, 19(1).
- Lambert Technologies Corp. Material Safety Data Sheet for LUMULSE™ POE-40 MS KP, last revision Aug. 22, 2003. 3 pages.
- Leibovitz, Z. et al., Our Experience in Processing Maize (Corn) Germ Oil, *Journal of the American Oil Chemists Society*, Feb. 1983, 395-399, 80 (2), US.
- Lixin, Xie et al, Effect of Cyclosporine A Delivery System in Corneal Transplantation, *Chinese Medical Journal*, 2002, 110-113, 115 (1), US.
- Lopatin, D.E., Chemical Compositions and Functions of Saliva, Aug. 24, 2001, 31 Pages.
- Lyons, R.T. et al, Influence of Three Emulsion Formulation Parameters on the Ocular Bioavailability of Cyclosporine A in Albino Rabbits, *Am Assoc Pharm Sci*, 2000, 1 Page, 2(4).
- Pedersen, Anne Marie et al, Primary Sjogren's Syndrome: Oral Aspects on Pathogenesis, Diagnostic Criteria, Clinical Features and Approaches for Therapy, *Expert Opin Pharma*, 2001, 1415-1436, 2(9).
- Phillips, Thomas et al, Cyclosporine Has a Direct Effect on the Differentiation of a Mucin-Secreting Cell Line, *Journal of Cellular Physiology*, 2000, 400-408, 184.
- Present, D.H. et al, Cyclosporine and Other Immunosuppressive Agents: Current and Future Role in the Treatment of Inflammatory Bowel Disease, *American Journal of Gastroenterology*, 1993, 627-630, 88(5).
- Restasis® Product Information Sheet, Allergan, Inc., 2009, 5 Pages.
- Restasis® Increasing Tear Production, Retrieved on Aug. 14, 2009, [http://www.restasisprofessional.com/\\_clinical/clinical\\_increasing.htm](http://www.restasisprofessional.com/_clinical/clinical_increasing.htm) 3 pages.
- Robinson, N.A. et al, Desquamative Gingivitis: A Sign of Mucocutaneous Disorders—a Review, *Australian Dental Journal*, 2003, 205-211, 48(4).
- Rudinger, J., Characteristics of the Amino Acids as Components of a Peptide Hormone Sequence, *Peptide Hormones*, 1976, 1-7.
- Sall, Kenneth et al, Two Multicenter, Randomized Studies of the Efficacy and Safety of Cyclosporine Ophthalmic Emulsion in Moderate to Severe Dry Eye Disease, *Ophthalmology*, 2000, 631-639, 107.
- Sandborn, William et al, A Placebo-Controlled Trial of Cyclosporine Enemas for Mildly to Moderately Active Left-Sided Ulcerative Colitis, *Gastroenterology*, 1994, 1429-1435, 106.
- Sandborn, William et al, Cyclosporine Enemas for Treatment-Resistant, Mildly to Moderately Active, Left-Sided Ulcerative Colitis, *American Journal of Gastroenterology*, 1993, 640-645, 88(5).
- Schwab, Matthias et al, Pharmacokinetic Considerations in the Treatment of Inflammatory Bowel Disease, *Clin Pharm*, 2001, 723-751, 60(10).
- Secchi, Antonio et al, Topical Use of Cyclosporine in the Treatment of Vernal Keratoconjunctivitis, *American Journal of Ophthalmology*, Dec. 1990, 641-645, 110.
- Small, Dave et al, The Ocular Pharmacokinetics of Cyclosporine in Albino Rabbits and Beagle Dogs, *Ocular Drug Delivery and Metabolism*, 1999, 54.
- Small, David et al, Blood Concentrations of Cyclosporin A During Long-Term Treatment With Cyclosporin A ophthalmic Emulsions in Patients with Moderate to Severe Dry Eye Disease, *Journal of Ocular Pharmacology and Therapeutics*, 2002, 411-418, 18(5).
- Smilek, Dawn et al, A Single Amino Acid Change in a Myelin Basic Protein Peptide Confers the Capacity to Prevent Rather Than Induce Experimental Autoimmune Encephalomyelitis, *Proc. Natl. Acad. Sci.*, Nov. 1991, 9633-9637, 88.
- Stephenson, Michelle, The Latest Uses of Restasis, Review of Ophthalmology, Dec. 30, 2005, 7 Pages, US.
- Stevenson, Dara et al, Efficacy and Safety of Cyclosporin A ophthalmic Emulsion in the Treatment of Moderate-to-Severe Dry Eye Disease, *Ophthalmology*, 2000, 967-974, 107.
- Tesavibul, N. et al, Topical Cyclosporine A (CsA) for Ocular Surface Abnormalities in Graft Versus Host Disease Patients, *Invest Ophthalmol Vis Sci*, Feb. 1996, S1026, 37(3).
- The Online Medical Dictionary, Derivative, Analog, Analogue, Xerostomia, accessed Jul. 7, 2005 and Jul. 13, 2005, 6 Pages.
- Tibell, A. et al., Cyclosporin A in Fat Emulsion Carriers: Experimental Studies on Pharmacokinetics and Tissue Distribution, *Pharmacology & Toxicology*, 1995, 115-121, 76, US.
- Tsubota, Kazuo et al, Use of Topical Cyclosporin A in a Primary Sjogren's Syndrome Mouse Model, *Invest Ophthalmol Vis Sci*, Aug. 1998, 1551-1559, 39(9).
- Van Der Reijden, Willy et al, Treatment of Oral Dryness Related Complaints (Xerostomia) in Sjogren's Syndrome, *Ann Rheum Dis*, 1999, 465-473, 58.
- Winter, T.A. et al, Cyclosporin A Retention Enemas in Refractory Distal Ulcerative Colitis and 'Pouchitis', *Scand J Gastroenterol*, 1993, 701-704, 28.
- U.S. Appl. No. 13/967,189, filed Aug. 14, 2013.
- U.S. Appl. No. 13/976,179, filed Aug. 14, 2013.
- U.S. Appl. No. 13/961,818, filed Aug. 7, 2013.
- U.S. Appl. No. 13/967,163, filed Aug. 14, 2013.
- U.S. Appl. No. 13/961,808, filed Aug. 7, 2013.
- U.S. Appl. No. 13/961,828, filed Aug. 7, 2013.
- U.S. Appl. No. 13/916,835, filed Aug. 7, 2013.
- Re-Examination U.S. Appl. No. 90/009,944, filed Aug. 27, 2011.

\* cited by examiner



US 8,648,048 B2

1

# METHODS OF PROVIDING THERAPEUTIC EFFECTS USING CYCLOSPORIN COMPONENTS

## RELATED APPLICATION

This application is a continuation of copending U.S. application Ser. No. 13/961,835 filed Aug. 7, 2013, which is a continuation of copending U.S. application Ser. No. 11/897,177, filed Aug. 28, 2007, which is a continuation of U.S. application Ser. No. 10/927,857, filed Aug. 27, 2004, now abandoned, which claimed the benefit of U.S. Provisional Application No. 60/503,137 filed Sep. 15, 2003, which are incorporated in their entirety herein by reference.

## BACKGROUND OF THE INVENTION

The present invention relates to methods of providing desired therapeutic effects to humans or animals using compositions including cyclosporin components. More particularly, the invention relates to methods including administering to an eye of a human or animal a therapeutically effective amount of a cyclosporin component to provide a desired therapeutic effect, preferably a desired ophthalmic or ocular therapeutic effect.

The use of cyclosporin-A and cyclosporin A derivatives to treat ophthalmic conditions has been the subject of various patents, for example Ding et al U.S. Pat. No. 5,474,979; Garst U.S. Pat. No. 6,254,860; and Garst U.S. Pat. No. 6,350,442, this disclosure of each of which is incorporated in its entirety herein by reference. In addition, cyclosporin A compositions used in treating ophthalmic conditions is the subject of a number of publications. Such publications include, for example, "Blood concentrations of cyclosporin a during long-term treatment with cyclosporin a ophthalmic emulsions in patients with moderate to severe dry eye disease," Small et al, *J Ocul Pharmacol Ther*, 2002 October, 18(5):411-8; "Distribution of cyclosporin A in ocular tissues after topical administration to albino rabbits and beagle dogs," Acheampong et al, *Curr Eye Res*, 1999 February, 18(2):91-103b; "Cyclosporine distribution into the conjunctiva, cornea, lacrimal gland, and systemic blood following topical dosing of cyclosporine to rabbit, dog, and human eyes," Acheampong et al, *Adv Exp Med Biol*, 1998, 438:1001-4; "Preclinical safety studies of cyclosporine ophthalmic emulsion," Angelov et al, *Adv Exp Med Biol*, 1998, 438:991-5; "Cyclosporin & Emulsion & Eye," Stevenson et al, *Ophthalmology*, 2000 May, 107(5):967-74; and "Two multicenter, randomized studies of the efficacy and safety of cyclosporine ophthalmic emulsion in moderate to severe dry eye disease. CsA Phase 3 Study Group," Sall et al, *Ophthalmology*, 2000 April, 107(4):631-9. Each of these publications is incorporated in its entirety herein by reference. In addition, cyclosporin A-containing oil-in-water emulsions have been clinically tested, under conditions of confidentiality, since the mid 1990's in order to obtain U.S. Food and Drug Administration (FDA) regulatory approval.

Examples of useful cyclosporin A-containing emulsions are set out in Ding et al U.S. Pat. No. 5,474,979. Example 1 of this patent shows a series of emulsions in which the ratio of cyclosporin A to castor oil in each of these compositions was 0.08 or greater, except for Composition B, which included 0.2% by weight cyclosporin A and 5% by weight castor oil. The Ding et al patent placed no significance in Composition B relative to Compositions A, C and D of Example 1.

Over time, it has become apparent that cyclosporin A emulsions for ophthalmic use preferably have less than 0.2% by

2

weight of cyclosporin A. With cyclosporin A concentrations less than 0.2%, the amount of castor oil employed has been reduced since one of the functions of the castor oil is to solubilize the cyclosporin A. Thus, if reduced amounts of cyclosporin are employed, reduced amounts of castor oil are needed to provide effective solubilization of cyclosporin A.

There continues to be a need for providing enhanced methods of treating ophthalmic or ocular conditions with cyclosporin-containing emulsions.

## SUMMARY OF THE INVENTION

New methods of treating a human or animal using cyclosporin component-containing emulsions have been discovered. Such methods provide substantial overall efficacy in providing desired therapeutic effects. In addition, other important benefits are obtained employing the present methods. For example, patient safety is enhanced. In particular, the present methods provide for reduced risks of side effects and/or drug interactions. Prescribing physicians advantageously have increased flexibility in prescribing such methods and the compositions useful in such methods, for example, because of the reduced risks of harmful side effects and/or drug interactions. The present methods can be easily practiced. In short, the present methods provide substantial and acceptable overall efficacy, together with other advantages, such as increased safety and/or flexibility.

In one aspect of the present invention, the present methods comprise administering to an eye of a human or animal a composition in the form of an emulsion comprising water, a hydrophobic component and a cyclosporin component in a therapeutically effective amount of less than 0.1% by weight of the composition. The weight ratio of the cyclosporin component to the hydrophobic component is less than 0.08.

It has been found that the relatively increased amounts of hydrophobic component together with relatively reduced, yet therapeutically effective, amounts of cyclosporin component provide substantial and advantageous benefits. For example, the overall efficacy of the present compositions, for example in treating dry eye disease, is substantially equal to an identical composition in which the cyclosporin component is present in an amount of 0.1% by weight. Further, a relatively high concentration of hydrophobic component is believed to provide for a more quick or rapid breaking down or resolving of the emulsion in the eye, which reduces vision distortion which may be caused by the presence of the emulsion in the eye and/or facilitates the therapeutic effectiveness of the composition. Additionally, and importantly, using reduced amounts of the active cyclosporin component mitigates against undesirable side effects and/or potential drug interactions.

In short, the present invention provides at least one advantageous benefit, and preferably a plurality of advantageous benefits.

The present methods are useful in treating any suitable condition which is therapeutically sensitive to or treatable with cyclosporin components. Such conditions preferably are ophthalmic or ocular conditions, that is relating to or having to do with one or more parts of an eye of a human or animal. Included among such conditions are, without limitation, dry eye syndrome, phacoanaphylactic endophthalmitis, uveitis, vernal conjunctivitis, atopic keratoconjunctivitis, corneal graft rejection and the like conditions. The present invention is particularly effective in treating dry eye syndrome. Cyclosporin has been found as effective in treating immune mediated keratoconjunctivitis sicca (KCS or dry eye disease) in a patient suffering therefrom. The activity of cyclosporine



US 8,648,048 B2

3

is as an immunosuppressant and in the enhancement or restoring of lacrimal gland tearing. Other conditions that can be treated with cyclosporin components include an absolute or partial deficiency in aqueous tear production (keratoconjunctivitis sicca, or KCS). Topical administration to a patient's tear deficient eye can increase tear production in the eye. The treatment can further serve to correct corneal and conjunctival disorders exacerbated by tear deficiency and KCS, such as corneal scarring, corneal ulceration, inflammation of the cornea or conjunctiva, filamentary keratitis, mucopurulent discharge and vascularization of the cornea.

Employing reduced concentrations of cyclosporin component, as in the present invention, is advantageously effective to provide the blood of the human or animal under treatment with reduced concentrations of cyclosporin component, preferably with substantially no detectable concentration of the cyclosporin component. The cyclosporin component concentration of blood can be advantageously measured using a validated liquid chromatography/mass spectrometry-mass spectrometry (VLC/MS-MS) analytical method, such as described elsewhere herein.

In one embodiment, in the present methods the blood of the human or animal has concentrations of cyclosporin component of 0.1 ng/ml or less.

Any suitable cyclosporin component effective in the present methods may be used.

Cyclosporins are a group of nonpolar cyclic oligopeptides with known immunosuppressant activity. Cyclosporin A, along with several other minor metabolites, cyclosporin B through I, have been identified. In addition, a number of synthetic analogs have been prepared.

In general, commercially available cyclosporins may contain a mixture of several individual cyclosporins which all share a cyclic peptide structure consisting of eleven amino acid residues with a total molecular weight of about 1,200, but with different substituents or configurations of some of the amino acids.

The term "cyclosporin component" as used herein is intended to include any individual member of the cyclosporin group and derivatives thereof, as well as mixtures of two or more individual cyclosporins and derivatives thereof.

Particularly preferred cyclosporin components include, without limitation, cyclosporin A, derivatives of cyclosporin A and the like and mixtures thereof. Cyclosporin A is an especially useful cyclosporin component.

Any suitable hydrophobic component may be employed in the present invention. Advantageously, the cyclosporin component is solubilized in the hydrophobic component. The hydrophobic component may be considered as comprising a discontinuous phase in the presently useful cyclosporin component-containing emulsions.

The hydrophobic component preferably is present in the emulsion compositions in an amount greater than about 0.625% by weight. For example, the hydrophobic component may be present in an amount of up to about 1.0% by weight or about 1.5% by weight or more of the composition.

Preferably, the hydrophobic component comprises one or more oily materials. Examples of useful oil materials include, without limitation, vegetable oils, animal oils, mineral oils, synthetic oils and the like and mixtures thereof. In a very useful embodiment, the hydrophobic component comprises one or more higher fatty acid glycerides. Excellent results are obtained when the hydrophobic component comprises castor oil.

The presently useful compositions may include one or more other components in amounts effective to facilitate the usefulness and effectiveness of the compositions. Examples

4

of such other components include, without limitation, emulsifier components, tonicity components, polyelectrolyte components, surfactant components, viscosity inducing components, acids and/or bases to adjust the pH of the composition, buffer components, preservative components and the like. Components may be employed which are effective to perform two or more functions in the presently useful compositions. For example, components which are effective as both emulsifiers and surfactants may be employed, and/or components which are effective as both polyelectrolyte components and viscosity inducing components may be employed. The specific composition chosen for use in the present invention advantageously is selected taking into account various factors present in the specific application at hand, for example, the desired therapeutic effect to be achieved, the desired properties of the compositions to be employed, the sensitivities of the human or animal to whom the composition is to be administered, and the like factors.

The presently useful compositions advantageously are ophthalmically acceptable. A composition, component or material is ophthalmically acceptable when it is compatible with ocular tissue, that is, it does not cause significant or undue detrimental effects when brought into contact with ocular tissues.

Such compositions have pH's within the physiological range of about 6 to about 10, preferably in a range of about 7.0 to about 8.0 and more preferably in a range of about 7.2 to about 7.6.

The present methods preferably provide for an administering step comprising topically administering the presently useful compositions to the eye or eyes of a human or animal.

Each and every feature described herein, and each and every combination of two or more of such features, is included within the scope of the present invention provided that the features included in such a combination are not mutually inconsistent.

These and other aspects and advantages of the present invention are apparent in the following detailed description, example and claims.

#### DETAILED DESCRIPTION

The present methods are effective for treating an eye of a human or animal. Such methods, in general, comprise administering, preferably topically administering, to an eye of a human or animal a cyclosporin component-containing emulsion. The emulsion contains water, for example U.S. pure water, a hydrophobic component and a cyclosporin component in a therapeutically effective amount of less than 0.1% by weight of the emulsion. In addition, beneficial results have been found when the weight ratio of the cyclosporin component to the hydrophobic component is less than 0.08.

As noted above, the present administering step preferably includes topically administering the emulsion to the eye of a patient of a human or animal. Such administering may involve a single use of the presently useful compositions, or repeated or periodic use of such compositions, for example, as required or desired to achieve the therapeutic effect to be obtained. The topical administration of the presently useful composition may involve providing the composition in the form of eye drops or similar form or other form so as to facilitate such topical administration.

The present methods have been found to be very effective in providing the desired therapeutic effect or effects while, at the same time, substantially reducing, or even substantially eliminating, side effects which may result from the presence of the cyclosporin component in the blood of the human or



US 8,648,048 B2

5

animal being treated, and eye irritation which, in the past, has been caused by the presence of certain components in prior art cyclosporin-containing emulsions. Also, the use of the present compositions which include reduced amounts of the cyclosporin components allow for more frequent administration of the present compositions to achieve the desired therapeutic effect or effects without substantially increasing the risk of side effects and/or eye irritation.

The present methods are useful in treating any condition which is therapeutically sensitive to or treatable with cyclosporin components. Such conditions preferably are ophthalmic or ocular conditions, that is relating to or having to do with one or more parts of an eye of a human or animal. Included among such conditions are, without limitation, dry eye syndrome, phacoanaphylactic endophthalmitis, uveitis, vernal conjunctivitis, atopic keratoconjunctivitis, corneal graft rejection and the like conditions. The present invention is particularly effective in treating dry eye syndrome.

The frequency of administration and the amount of the presently useful composition to use during each administration varies depending upon the therapeutic effect to be obtained, the severity of the condition being treated and the like factors. The presently useful compositions are designed to allow the prescribing physician substantial flexibility in treating various ocular conditions to achieve the desired therapeutic effect or effects with reduced risk of side effects and/or eye irritation. Such administration may occur on an as needed basis, for example, in treating or managing dry eye syndrome, on a one time basis or on a repeated or periodic basis once, twice, thrice or more times daily depending on the needs of the human or animal being treated and other factors involved in the application at hand.

6

detection limit of 0.1 ng/ml. Cyclosporin component concentrations below or less than 0.1 ng/ml are therefore considered substantially undetectable.

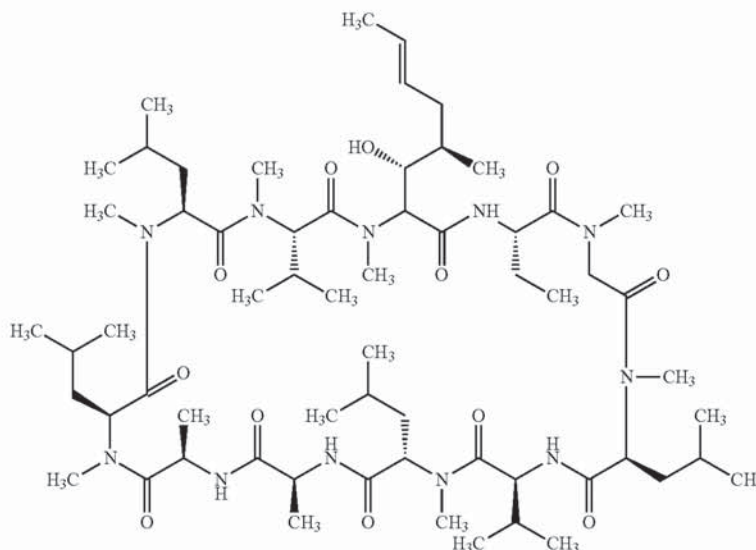
The LC-MS/MS test is advantageously run as follows.

One ml of blood is acidified with 0.2 ml of 0.1 N HCl solution, then extracted with 5 ml of methyl t-butyl ether. After separation from the acidified aqueous layer, the organic phase is neutralized with 2 ml of 0.1 N NaOH, evaporated, reconstituted in a water/acetonitrile-based mobil phase, and injected onto a 2.1x50 mm, 3  $\mu$ m pore size C-8 reverse phase high pressure liquid chromatography (HPLC) column (Keystone Scientific, Bellefonte, Pa.). Compounds are gradient-eluted at 0.2 mL/min and detected using an API III triple quadrupole mass spectrometer with a turbo-ion spray source (PE-Sciex, Concord, Ontario, Canada). Molecular reaction monitoring enhances the sensitivity and selectivity of this assay. Protonated molecules for the analyte and an internal standard are collisionally dissociated and product ions at m/z 425 are monitored for the analyte and the internal standard. Under these conditions, cyclosporin A and the internal standard cyclosporin G elute with retention times of about 3.8 minutes. The lower limit of quantitation is 0.1 ng/mL, at which concentration the coefficient of variation and deviation from nominal concentration is <15%.

As noted previously, any suitable cyclosporin component effective in the present methods may be employed. Very useful cyclosporin components include, without limitation, cyclosporin A, derivatives of cyclosporin A and the like and mixtures thereof.

The chemical structure for cyclosporin A is represented by Formula 1

Formula 1



One of the important advantages of the present invention is the reduced concentration of the cyclosporin component in the blood of the human or animal as a result of administering the present composition as described herein. One very useful embodiment of the present administering step provides no substantial detectable concentration of cyclosporin component in the blood of the human or animal. Cyclosporin component concentration in blood preferably is determined using a liquid chromatography-mass spectroscopy-mass spectroscopy (LC-MS/MS), which test has a cyclosporin component

As used herein the term "derivatives" of a cyclosporin refer to compounds having structures sufficiently similar to the cyclosporin so as to function in a manner substantially similar to or substantially identical to the cyclosporin, for example, cyclosporin A, in the present methods. Included, without limitation, within the useful cyclosporin A derivatives are those selected from ((R)-methylthio-Sar)<sup>3</sup>-(4'-hydroxy-MeLeu) cyclosporin A, ((R)-(Cyclo)alkylthio-Sar)<sup>3</sup>-(4'-hydroxy-MeLeu)<sup>4</sup>-cyclosporin A, and ((R)-(Cyclo)alkylthio-Sar)<sup>3</sup>-cyclosporin A derivatives described below.

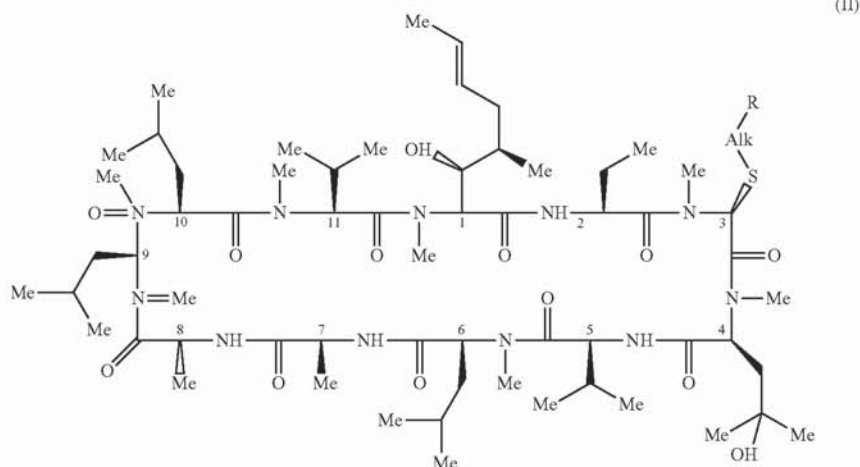


## US 8,648,048 B2

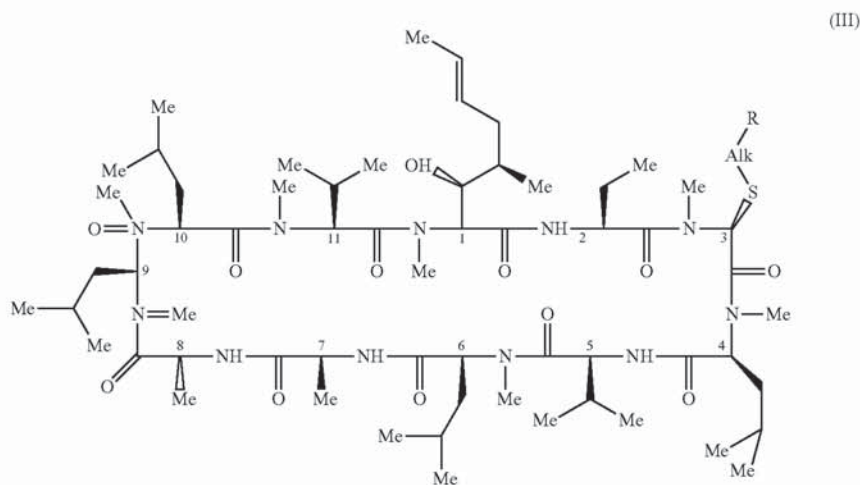
7

These cyclosporin derivatives are represented by the following general formulas (II), (III), and (IV) respectively:

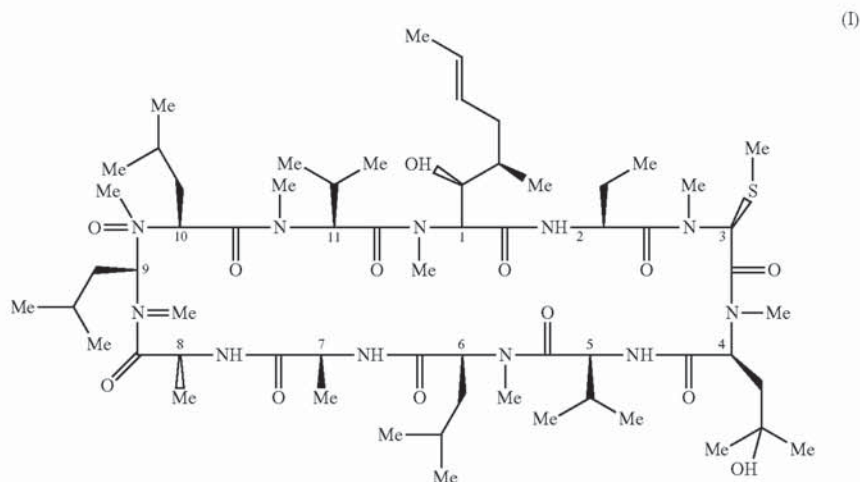
Formula II



Formula III



Formula IV



wherein Me is methyl; Alk is 2-6C alkylene or 3-6C cycloalkylene; R is OH, COOH, alkoxycarbonyl, —NR<sub>1</sub>R<sub>2</sub>

or N(R<sub>3</sub>)C(CH<sub>2</sub>)CNR<sub>1</sub>R<sub>2</sub>; wherein R<sub>1</sub>, R<sub>2</sub> is H, alkyl, 3-6C cycloalkyl, phenyl (optionally substituted by halo, alkoxy,

alkoxycarbonyl, amino, alkylamino or dialkylamino), benzyl or saturated or unsaturated heterocyclyl having 5 or 6 mem-

US 8,648,048 B2

9

bers and 1-3 heteroatoms; or  $\text{NR}_1\text{R}_2$  is a 5 or 6 membered heterocycle which may contain a further N, O or S heteroatom and may be alkylated;  $\text{R}_3$  is H or alkyl and n is 2-4; and the alkyl moieties contain 1-4C.

In one embodiment, the cyclosporin component is effective as an immunosuppressant. Without wishing to be limited to any particular theory of operation, it is believed that, in certain embodiments of the present invention, the cyclosporin component acts to enhance or restore lacrimal gland tearing in providing the desired therapeutic effect.

One important feature of the present invention is that the presently useful compositions contain less than 0.1% by weight of the cyclosporin component. The advantages of such low-concentrations of cyclosporin components have been discussed in some detail elsewhere herein. Low concentrations of cyclosporin component, together with concentrations of the hydrophobic component such that the weight ratio of cyclosporin component to hydrophobic component is greater than 0.08, provides one or more substantial advantages in the present methods.

Any suitable hydrophobic component may be employed in the present invention. Such hydrophobic component may be considered as comprising a discontinuous phase in the presently useful cyclosporin component-containing emulsions, with the water or aqueous phase being considered the continuous phase in such emulsion. The hydrophobic component is preferably selected so as to solubilize the cyclosporin component, which is often substantially insoluble in the aqueous phase. Thus, with a suitable hydrophobic component included in the presently useful emulsions, the cyclosporin component is preferably solubilized in the emulsions.

In one very useful embodiment, the hydrophobic component comprises an oily material, in particular, a material which is substantially not miscible in water. Examples of useful oily materials include, without limitation, vegetable oils, animal oils, mineral oils, synthetic oils, and the like and mixtures thereof. Thus, the present hydrophilic components may comprise naturally occurring oils, including, without limitation refined naturally occurring oils, or naturally occurring oils which have been processed to alter their chemical structures to some extent or oils which are substantially entirely synthetic. One very useful hydrophobic component includes higher fatty acid glycerides.

Examples of useful hydrophobic components include, without limitation, olive oil, arachis oil, castor oil, mineral oil, silicone fluid and the like and mixtures thereof. Higher fatty acid glycerides such as olive oil, peanut oil, castor oil and the like and mixtures thereof are particularly useful in the present invention. Excellent results are obtained using a hydrophobic component comprising castor oil. Without wishing to limit the invention to any particular theory of operation, it is believed that castor oil includes a relatively high concentration of ricinoleic acid which itself may be useful in benefiting ocular tissue and/or in providing one or more therapeutic effects when administered to an eye.

The hydrophobic component is preferably present in the presently useful cyclosporin component-containing emulsion compositions in an amount greater than about 0.625% by weight. For example, the hydrophobic component may be present in an amount up to about 0.75% by weight or about 1.0% by weight or about 1.5% by weight or more of the presently useful emulsion compositions.

The presently useful compositions may include one or more other components in amounts effective to facilitate the usefulness and effectiveness of the present methods and/or the presently useful compositions. Examples of such other components include, without limitation, emulsifier compo-

10

nents, surfactant components, tonicity components, poly electrolyte components, emulsion stability components, viscosity inducing components, demulcent components, acid and/or bases to adjust the pH of the composition, buffer components, preservative components and the like.

In one very useful embodiment, the presently useful compositions are substantially free of preservatives. Thus, the presently useful compositions may be sterilized and maintained in a sterile condition prior to use, for example, provided in a sealed package or otherwise maintained in a substantially sterile condition.

Any suitable emulsifier component may be employed in the presently useful compositions, provided, that such emulsifier component is effective in forming maintaining the emulsion and/or in the hydrophobic component in emulsion, while having no significant or undue detrimental effect or effects on the compositions during storage or use.

In addition, the presently useful compositions, as well as each of the components of the present compositions in the concentration present in the composition advantageously are ophthalmically acceptable.

Useful emulsifier components may be selected from such component which are conventionally used and well known in the art. Examples of such emulsifier components include, without limitation, surface active components or surfactant components which may be anionic, cationic, nonionic or amphoteric in nature. In general, the emulsifier component includes a hydrophobic constituent and a hydrophilic constituent. Advantageously, the emulsifier component is water soluble in the presently useful compositions. Preferably, the emulsifier component is nonionic. Specific examples of suitable emulsifier components include, without limitation, polysorbate 80, polyoxyalkylene alkylene ethers, polyalkylene oxide ethers of alkyl alcohols, polyalkylene oxide ethers of alkylphenols, other emulsifiers/surfactants, preferably nonionic emulsifiers/surfactants, useful in ophthalmic compositions, and the like and mixtures thereof.

The emulsifier component is present in an amount effective in forming the present emulsion and/or in maintaining the hydrophobic component in emulsion with the water or aqueous component. In one preferred embodiment, the emulsifier component is present in an amount in a range of about 0.1% to about 5%, more preferably about 0.2% to about 2% and still more preferably about 0.5% to about 1.5% by weight of the presently useful compositions.

Polyelectrolyte or emulsion stabilizing components may be included in the presently useful compositions. Such components are believed to be effective in maintaining the electrolyte balance in the presently useful emulsions, thereby stabilizing the emulsions and preventing the emulsions from breaking down prior to use. In one embodiment, the presently useful compositions include a polyanionic component effective as an emulsion stabilizing component. Examples of suitable polyanionic components useful in the presently useful compositions include, without limitation, anionic cellulose derivatives, anionic acrylic acid-containing polymers, anionic methacrylic acid-containing polymers, anionic amino acid-containing polymers and the like and mixtures thereof.

A particularly useful class of polyanionic components include one or more polymeric materials having multiple anionic charges. Examples include, but are not limited to:

- metal carboxy methylcelluloses
- metal carboxy methylhydroxyethylcelluloses
- metal carboxy methylstarches
- metal carboxy methylhydroxyethylstarches
- hydrolyzed polyacrylamides and polyacrylonitriles



US 8,648,048 B2

11

heparin  
 gucoaminoglycans  
 hyaluronic acid  
 chondroitin sulfate  
 dermatan sulfate  
 peptides and polypeptides  
 alginic acid  
 metal alginates  
 homopolymers and copolymers of one or more of:  
 acrylic and methacrylic acids  
 metal acrylates and methacrylates  
 vinylsulfonic acid  
 metal vinylsulfonate  
 amino acids, such as aspartic acid, glutamic acid and the like  
 metal salts of amino acids  
 p-styrenesulfonic acid  
 metal p-styrenesulfonate  
 2-methacryloyloxyethylsulfonic acids  
 metal 2-methacryloyloxyethylsulfonates  
 3-methacryloyloxy-2-hydroxypropylsulfonic acids  
 metal 3-methacryloyloxy-2-hydroxypropylsulfonates  
 2-acrylamido-2-methylpropanesulfonic acids  
 metal 2-acrylamido-2-methylpropanesulfonates  
 allylsulfonic acid  
 metal allylsulfonate and the like.

One particularly useful emulsion stabilizing component includes crosslinked polyacrylates, such as carbomers and Pemulen® materials. Pemulen® is a registered trademark of B.F. Goodrich for polymeric emulsifiers and are commercially available from B.F. Goodrich Company, Specialty Polymers & Chemicals Division, Cleveland, Ohio. Pemulen® materials include acrylate/C10-30 alkyl acrylate cross-polymers, or high molecular weight co-polymers of acrylic acid and a long chain alkyl methacrylate cross-linked with allyl ethers of pentaerythritol.

The presently useful polyanionic components may also be used to provide a suitable viscosity to the presently useful compositions. Thus, the polyanionic components may be useful in stabilizing the presently useful emulsions and in providing a suitable degree of viscosity to the presently useful compositions.

The polyelectrolyte or emulsion stabilizing component advantageously is present in an amount effective to at least assist in stabilizing the cyclosporin component-containing emulsion. For example, the polyelectrolyte/emulsion stabilizing component may be present in an amount in a range of about 0.01% by weight or less to about 1% by weight or more, preferably about 0.02% by weight to about 0.5% by weight, of the composition.

Any suitable tonicity component may be employed in accordance with the present invention. Preferably, such tonicity component is non-ionic, for example, in order to avoid interfering with the other components in the presently useful emulsions and to facilitate maintaining the stability of the emulsion prior to use. Useful tonicity agents include, without limitation, glycerine, mannitol, sorbitol and the like and mixtures thereof. The presently useful emulsions are preferably within the range of plus or minus about 20% or about 10% from being isotonic.

Ophthalmic demulcent components may be included in effective amounts in the presently useful compositions. For example, ophthalmic demulcent components such as carboxymethylcellulose, other cellulose polymers, dextran 70, gelatin, glycerine, polyethylene glycols (e.g., PEG 300 and PEG 400), polysorbate 80, propylene glycol, polyvinyl alcohol, povidone and the like and mixtures thereof, may be used

12

in the present ophthalmic compositions, for example, compositions useful for treating dry eye.

The demulcent components are preferably present in the compositions, for example, in the form of eye drops, in an amount effective in enhancing the lubricity of the presently useful compositions. The amount of demulcent component in the present compositions may be in a range of at least about 0.01% or about 0.02% to about 0.5% or about 1.0% by weight of the composition.

Many of the presently useful polyelectrolyte/emulsion stabilizing components may also be effective as demulcent components, and vice versa. The emulsifier/surfactant components may also be effective as demulcent components and vice versa.

The pH of the emulsions can be adjusted in a conventional manner using sodium hydroxide and/or hydrochloric acid to a physiological pH level. The pH of the presently useful emulsions preferably is in the range of about 6 to about 10, more preferably about 7.0 to about 8.0 and still more preferably about 7.2 to about 7.6.

Although buffer components are not required in the presently useful compositions, suitable buffer components, for example, and without limitation, phosphates, citrates, acetates, borates and the like and mixtures thereof, may be employed to maintain a suitable pH in the presently useful compositions.

The presently useful compositions may include an effective amount of a preservative component. Any suitable preservative or combination of preservatives may be employed. Examples of suitable preservatives include, without limitation, benzalkonium chloride, methyl and ethyl parabens, hexetidine, phenyl mercuric salts and the like and mixtures thereof. The amounts of preservative components included in the present compositions are such to be effective in preserving the compositions and can vary based on the specific preservative component employed, the specific composition involved, the specific application involved, and the like factors. Preservative concentrations often are in the range of about 0.00001% to about 0.05% or about 0.1% (w/v) of the composition, although other concentrations of certain preservatives may be employed.

Very useful examples of preservative components in the present invention include, but are not limited to, chlorite components. Specific examples of chlorite components useful as preservatives in accordance with the present invention include stabilized chlorine dioxide (SCD), metal chlorites such as alkali metal and alkaline earth metal chlorites, and the like and mixtures thereof. Technical grade (or USP grade) sodium chlorite is a very useful preservative component. The exact chemical composition of many chlorite components, for example, SCD, is not completely understood. The manufacture or production of certain chlorite components is described in McNicholas U.S. Pat. No. 3,278,447, which is incorporated in its entirety by reference herein. Specific examples of useful SCD products include that sold under the trademark Dura Klor by Rio Linda Chemical Company, Inc., and that sold under the trademark Anthium Dioxide® by International Dioxide, Inc. An especially useful SCD is a product sold under the trademark Bio-Cide® by Bio-Cide International, Inc., as well as a product identified by Allergan, Inc. by the trademark Purite®.

Other useful preservatives include antimicrobial peptides. Among the antimicrobial peptides which may be employed include, without limitation, defensins, peptides related to defensins, cecropins, peptides related to cecropins, magainins and peptides related to magainins and other amino acid polymers with antibacterial, antifungal and/or antiviral



US 8,648,048 B2

13

activities. Mixtures of antimicrobial peptides or mixtures of antimicrobial peptides with other preservatives are also included within the scope of the present invention.

The compositions of the present invention may include viscosity modifying agents or components, such as cellulose polymers, including hydroxypropyl methyl cellulose (HPMC), hydroxyethyl cellulose (HEC), ethyl hydroxyethyl cellulose, hydroxypropyl cellulose, methyl cellulose and carboxymethyl cellulose; carbomers (e.g. carbopol, and the like); polyvinyl alcohol; polyvinyl pyrrolidone; alginates; carrageenans; and guar, karaya, agarose, locust bean, tragacanth and xanthan gums. Such viscosity modifying components are employed, if at all, in an amount effective to provide a desired viscosity to the present compositions. The concentration of such viscosity modifiers will typically vary between about 0.01 to about 5% w/v of the total composition, although other concentrations of certain viscosity modifying components may be employed.

The presently useful compositions may be produced using conventional and well known methods useful in producing ophthalmic products including oil-in-water emulsions.

In one example, the oily phase of the emulsion can be combined with the cyclosporin component to solubilize the cyclosporin component in the oily material phase. The oily phase and the water may be separately heated to an appropriate temperature. This temperature may be the same in both cases, generally a few degrees to about 10° C. above the melting temperature of the ingredient(s) having the highest melting point in the case of a solid or semi-solid oily phase for emulsifier components in the oily phase. Where the oily phase is a liquid at room temperature, a suitable temperature for preparation of a composition may be determined by routine experimentation in which the melting point of the ingredients aside from the oily phase is determined. In cases where all components of either the oily phase or the water phase are soluble at room temperature, no heating may be necessary. Non-emulsifying agents which are water soluble are dissolved in the water and oil soluble components including the surfactant components are dissolved in the oily phase.

To create an oil-in-water emulsion, the final oil phase is gently mixed into either an intermediate, preferably de-ionized water, phase or into the final water phase to create a suitable dispersion and the product is allowed to cool with or without stirring. In the case where the final oil phase is first gently mixed into an intermediate water phase, the resulting emulsion concentrate is thereafter mixed in the appropriate ratio with the final aqueous phase. In such cases, the emulsion concentrate and the final aqueous phase may not be at the same temperature or heated above room temperature, as the emulsion may be already formed at this point.

The oil-in-water emulsions of the present invention can be sterilized after preparation using heat, for example, autoclave steam sterilization or can be sterile filtered using, for example, a 0.22 micron sterile filter. Sterilization employing a sterilization filter can be used when the emulsion droplet (or globule or particle) size and characteristics allows this. The droplet size distribution of the emulsion need not be entirely below the particle size cutoff of the 0.22 micron sterile filtration membrane to be sterile-filtratable. In cases wherein the droplet size distribution of the emulsion is above the particle size cutoff of the 0.22 micron sterile filtration membrane, the emulsion needs to be able to deform or change while passing through the filtration membrane and then reform after passing through. This property is easily determined by routine testing of emulsion droplet size distributions and percent of total oil

14

in the compositions before and after filtration. Alternatively, a loss of a small amount of larger droplet sized material may be acceptable.

The present oil-in-water emulsions preferably are thermodynamically stable, much like microemulsions, and yet may not be isotropic transparent compositions as are microemulsions. The emulsions of the present invention advantageously have a shelf life exceeding one year at room temperature.

The following non-limiting examples illustrate certain aspects of the present invention.

#### EXAMPLE 1

Two compositions are selected for testing. These compositions are produced in accordance with well known techniques and have the following make-ups:

|  | Composition I<br>wt % | Composition II<br>wt % |
|--|-----------------------|------------------------|
| Cyclosporin                                    | 0.1                   | 0.05                   |
| Castor Oil                                     | 1.25                  | 1.25                   |
| Polysorbate 80                                 | 1.00                  | 1.00                   |
| Premulen ®                                     | 0.05                  | 0.05                   |
| Glycerine                                      | 2.20                  | 2.20                   |
| Sodium hydroxide                               | qs                    | qs                     |
| Purified Water                                 | qs                    | qs                     |
| pH   | 7.2-7.6               | 7.2-7.6                |
| Weight Ratio of Cyclosporin<br>A to Castor Oil | 0.08                  | 0.04                   |

These compositions are employed in a Phase 3, double-masked, randomized, parallel group study for the treatment of dry eye disease.

The results of this study indicate that Composition II, in accordance with the present invention, which has a reduced concentration of cyclosporin A and a cyclosporin A to castor oil ratio of less than 0.08, provides overall efficacy in treating dry eye disease substantially equal to that of Composition I. This is surprising for a number of reasons. For example, the reduced concentration of cyclosporin A in Composition II would have been expected to result in reduced overall efficacy in treating dry eye disease. Also, the large amount of castor oil relative to the amount of cyclosporin A in Composition II might have been expected to cause increased eye irritation relative to Composition I. However, both Composition I and Composition II are found to be substantially non-irritating in use.

Using relatively increased amounts of castor oil, with reduced amounts of cyclosporin component, as in Composition II, is believed to take advantage of the benefits, for example the ocular lubrication benefits, of castor oil, as well as the presence of ricinoleic acid in the castor oil, to at least assist in treating dry eye syndrome in combination with cyclosporin A.

In addition, it is found that the high concentration of castor oil relative to cyclosporin component, as in Composition II, provides the advantage of more quickly or rapidly (for example, relative to a composition which includes only 50% as much castor oil) breaking down or resolving the emulsion in the eye, for example, as measured by split-lamp techniques to monitor the composition in the eye for phase separation. Such rapid break down of the emulsion in the eye reduces vision distortion as the result of the presence of the emulsion in the eye, as well as facilitating the therapeutic effectiveness of the composition in treating dry eye disease.



US 8,648,048 B2

15

Using reduced amounts of cyclosporin A, as in Composition II, to achieve therapeutic effectiveness mitigates even further against undesirable side effects and potential drug interactions. Prescribing physicians can provide (prescribe) Composition II to more patients and/or with fewer restrictions and/or with reduced risk of the occurrence of adverse events, e.g., side effects, drug interactions and the like, relative to providing Composition I.

While this invention has been described with respect to various specific examples and embodiments, it is to be understood that the invention is not limited thereto and that it can be variously practiced within the scope of the following claims.

What is claimed is:

1. A method of increasing tear production in the eye of a human, the method comprising topically administering to the eye of the human in need thereof an emulsion at a frequency of twice a day, wherein the emulsion comprises cyclosporin A in an amount of about 0.05% by weight, polysorbate 80, acrylate/C10-30 alkyl acrylate cross-polymer, water, and castor oil in an amount of about 1.25% by weight; and wherein the topical ophthalmic emulsion is effective in increasing tear production.

2. The method of claim 1, wherein the emulsion further comprises a tonicity agent or a demulcent component.

3. The method of claim 2, wherein the tonicity agent or the demulcent component is glycerine.

4. The method of claim 1, wherein the emulsion further comprises a buffer.

5. The method of claim 4, wherein the buffer is sodium hydroxide.

6. The method of claim 1, wherein the topical ophthalmic emulsion further comprises glycerine and a buffer.

7. The method of claim 1, wherein the emulsion comprises polysorbate 80 in an amount of about 1.0% by weight.

8. The method of claim 1, wherein the emulsion comprises acrylate/C10-30 alkyl acrylate cross-polymer in an amount of about 0.05% by weight.

9. The method of claim 1, wherein the emulsion further comprises glycerine in an amount of about 2.2% by weight and a buffer.

10. The method of claim 9, wherein the buffer is sodium hydroxide.

11. The method of claim 1, wherein, when the emulsion is administered to an eye of a human in an effective amount in increasing tear production, the blood of the human has substantially no detectable concentration of cyclosporin A.

12. The method of claim 6, wherein the emulsion has a pH in the range of about 7.2 to about 7.6.

13. The method of claim 1, wherein the emulsion is as substantially therapeutically effective as a second emulsion administered to a human in need thereof at a frequency of twice a day, the second emulsion comprising cyclosporin A in an amount of 0.1% by weight and castor oil in an amount of 1.25% by weight.

14. The method of claim 1, wherein the emulsion achieves at least as much therapeutic effectiveness as a second emulsion administered to a human in need thereof at a frequency of

16

twice a day, the second emulsion comprising cyclosporin A in an amount of 0.1% by weight and castor oil in an amount of 1.25% by weight.

15. The method of claim 1, wherein the emulsion breaks down more quickly in the eye of a human, once administered to the eye of the human, thereby reducing vision distortion in the eye of the human as compared to a second emulsion that contains only 50% as much castor oil.

16. The method of claim 1, wherein the emulsion, when administered to the eye of a human, demonstrates a reduction in adverse events in the human, relative to a second emulsion administered to a human in need thereof at a frequency of twice a day, the second emulsion comprising cyclosporin A in an amount of 0.1% by weight and castor oil in an amount of 1.25% by weight.

17. The method of claim 16, wherein the adverse events are side effects.

18. A method of treating keratoconjunctivitis sicca, the method comprising the step of topically administering to an eye of a human in need thereof an emulsion at a frequency of twice a day, the emulsion comprising:

cyclosporin A in an amount of about 0.05% by weight;  
castor oil in an amount of about 1.25% by weight;  
polysorbate 80 in an amount of about 1.0% by weight;  
acrylate/C10-30 alkyl acrylate cross-polymer in an amount of about 0.05% by weight;  
a tonicity component or a demulcent component in an amount of about 2.2% by weight;  
a buffer; and  
water;

wherein the emulsion is effective in treating keratoconjunctivitis sicca and wherein the topical ophthalmic emulsion has a pH in the range of about 7.2 to about 7.6.

19. The method of claim 8, wherein the buffer is sodium hydroxide.

20. The method of claim 8, wherein the tonicity component or the demulcent component is glycerine.

21. The method of claim 8, wherein, when the emulsion is administered to the eye of a human in an effective amount in treating keratoconjunctivitis sicca, the blood of the human has substantially no detectable concentration of the cyclosporin A.

22. A method comprising:

administering an emulsion topically to the eye of a human having keratoconjunctivitis sicca at a frequency of twice a day, wherein the emulsion comprises:

cyclosporin A in an amount of about 0.05% by weight;  
castor oil in an amount of about 1.25% by weight;  
polysorbate 80 in an amount of about 1.0% by weight;  
acrylate/C10-30 alkyl acrylate cross-polymer in an amount of about 0.05% by weight;  
glycerine in an amount of about 2.2% by weight;  
sodium hydroxide; and  
water; and

wherein the emulsion is effective in increasing tear production in the human having keratoconjunctivitis sicca.

23. The method of claim 22, wherein the emulsion has a pH in the range of about 7.2 to about 7.6.

\* \* \* \* \*

UNITED STATES PATENT AND TRADEMARK OFFICE  
**CERTIFICATE OF CORRECTION**

PATENT NO. : 8,648,048 B2  
APPLICATION NO. : 13/967168  
DATED : February 11, 2014  
INVENTOR(S) : Andrew Acheampong et al.

Page 1 of 1

It is certified that error appears in the above-identified patent and that said Letters Patent is hereby corrected as shown below:

In the Claims

In column 16, line 33, delete "claim 8," and insert -- claim 18, --, therefor.

In column 16, line 35, delete "claim 8," and insert -- claim 18, --, therefor.

In column 16, line 37, delete "claim 8," and insert -- claim 18, --, therefor.

Signed and Sealed this  
Twenty-seventh Day of May, 2014



Michelle K. Lee  
*Deputy Director of the United States Patent and Trademark Office*



UNITED STATES PATENT AND TRADEMARK OFFICE  
**CERTIFICATE OF CORRECTION**

PATENT NO. : 8,648,048 B2  
APPLICATION NO. : 13/967168  
DATED : February 11, 2014  
INVENTOR(S) : Andrew Acheampong et al.

Page 1 of 1

It is certified that error appears in the above-identified patent and that said Letters Patent is hereby corrected as shown below:

On Title page 3, in column 1, under "Other Publications", line 9, delete "Muscosal" and insert -- Mucosal --, therefor.

On Title page 3, in column 1, under "Other Publications", line 45, delete "Polyocyethylene" and insert -- Polyoxyethylene --, therefor.

In the Specification

In column 1, line 34, delete "cyclosporin a" and insert -- cyclosporin A --, therefor.

In column 1, line 35, delete "cyclosporin a" and insert -- cyclosporin A --, therefor.

In column 2, line 62, delete "kerapoconjunctivitis," and insert -- keratoconjunctivitis, --, therefor.

In column 2, line 67 through column 3, line 1, delete "cyclosporine is" and insert -- cyclosporins are --, therefor.

In column 3, line 10, delete "keratisis," and insert -- keratosis, --, therefor.

In column 5, line 15, delete "kerapoconjunctivitis," and insert -- keratoconjunctivitis, --, therefor.

In column 6, line 9, delete "mobil" and insert -- mobile --, therefor.

In column 10, line 27, delete "amphorteric" and insert -- amphoteric --, therefor.

In column 11, line 2, delete "gucoaminoglycans" and insert -- glycosaminoglycans --, therefor.

In column 11, line 20, delete "2-methacryloyloxethylsulfonates" and insert -- 2-methacryloyloxyethylsulfonates --, therefor.

In column 11, line 21, delete "hydroxypropylsulfonic" and insert -- hydroxypropylsulfonic --, therefor.

In column 11, lines 63-64, delete "carboxymethylcellulose," and insert -- carboxymethyl cellulose, --, therefor.

In column 14, line 25, delete "Premulen ®" and insert -- Pemulen® --, therefor.

Signed and Sealed this  
Seventeenth Day of June, 2014



Michelle K. Lee  
*Deputy Director of the United States Patent and Trademark Office*

# Exhibit 5



(12) **United States Patent**  
**Acheampong et al.**

(10) **Patent No.:** **US 8,685,930 B2**  
(45) **Date of Patent:** **\*Apr. 1, 2014**

- (54) **METHODS OF PROVIDING THERAPEUTIC EFFECTS USING CYCLOSPORIN COMPONENTS**
- (71) Applicant: **Allergan, Inc.**, Irvine, CA (US)
- (72) Inventors: **Andrew Acheampong**, Irvine, CA (US); **Diane D. Tang-Liu**, Las Vegas, NV (US); **James N. Chang**, Newport Beach, CA (US); **David F. Power**, Hubert, NC (US)
- (73) Assignee: **Allergan, Inc.**, Irvine, CA (US)
- (\*) Notice: Subject to any disclaimer, the term of this patent is extended or adjusted under 35 U.S.C. 154(b) by 0 days.
- This patent is subject to a terminal disclaimer.
- (21) Appl. No.: **13/961,828**
- (22) Filed: **Aug. 7, 2013**

(65) **Prior Publication Data**  
US 2013/0338082 A1 Dec. 19, 2013

- Related U.S. Application Data**
- (63) Continuation of application No. 11/897,177, filed on Aug. 28, 2007, now Pat. No. 8,618,064, and a continuation of application No. 10/927,857, filed on Aug. 27, 2004, now abandoned.
- (60) Provisional application No. 60/503,137, filed on Sep. 15, 2003.
- (51) **Int. Cl.**  
**A61K 38/13** (2006.01)
- (52) **U.S. Cl.**  
USPC ..... **514/20.5**
- (58) **Field of Classification Search**  
CPC ..... A61K 38/13  
See application file for complete search history.

(56) **References Cited**  
U.S. PATENT DOCUMENTS

|             |         |                    |
|-------------|---------|--------------------|
| 3,278,447 A | 10/1966 | McNicholas         |
| 4,388,229 A | 6/1983  | Fu                 |
| 4,388,307 A | 6/1983  | Cavanak            |
| 4,614,736 A | 9/1986  | Delevallee et al.  |
| 4,649,047 A | 3/1987  | Kaswan             |
| 4,764,503 A | 8/1988  | Wenger             |
| 4,814,323 A | 3/1989  | Andrieu et al.     |
| 4,839,342 A | 6/1989  | Kaswan             |
| 4,970,076 A | 11/1990 | Horrobin           |
| 4,990,337 A | 2/1991  | Kurihara et al.    |
| 4,996,193 A | 2/1991  | Hewitt et al.      |
| 5,047,396 A | 9/1991  | Orban et al.       |
| 5,051,402 A | 9/1991  | Kurihara et al.    |
| 5,053,000 A | 10/1991 | Booth et al.       |
| 5,286,730 A | 2/1994  | Caufield et al.    |
| 5,286,731 A | 2/1994  | Caufield et al.    |
| 5,294,604 A | 3/1994  | Nussenblatt et al. |
| 5,296,158 A | 3/1994  | MacGilp et al.     |

|             |         |                  |
|-------------|---------|------------------|
| 5,342,625 A | 8/1994  | Hauer et al.     |
| 5,368,854 A | 11/1994 | Rennick          |
| 5,411,952 A | 5/1995  | Kaswan           |
| 5,424,078 A | 6/1995  | Dziabo           |
| 5,474,919 A | 12/1995 | Chartrain et al. |
| 5,474,979 A | 12/1995 | Ding et al.      |
| 5,504,068 A | 4/1996  | Komiya et al.    |
| 5,540,931 A | 7/1996  | Hewitt et al.    |
| 5,543,393 A | 8/1996  | Kim et al.       |
| 5,589,455 A | 12/1996 | Woo              |
| 5,591,971 A | 1/1997  | Shahar et al.    |
| 5,614,491 A | 3/1997  | Walch et al.     |
| 5,639,724 A | 6/1997  | Cavanak          |
| 5,652,212 A | 7/1997  | Cavanak et al.   |
| 5,719,123 A | 2/1998  | Morley et al.    |
| 5,739,105 A | 4/1998  | Kim et al.       |
| 5,753,166 A | 5/1998  | Dalton et al.    |
| 5,766,629 A | 6/1998  | Cho et al.       |
| 5,798,333 A | 8/1998  | Sherman          |
| 5,807,820 A | 9/1998  | Elias            |
| 5,827,822 A | 10/1998 | Floch'h et al.   |
| 5,827,862 A | 10/1998 | Yamamura         |
| 5,834,017 A | 11/1998 | Cho et al.       |
| 5,843,452 A | 12/1998 | Wiedmann et al.  |
| 5,843,891 A | 12/1998 | Sherman          |
| 5,858,401 A | 1/1999  | Bhalani et al.   |
| 5,866,159 A | 2/1999  | Hauer et al.     |
| 5,891,846 A | 4/1999  | Ishida et al.    |

(Continued)

#### FOREIGN PATENT DOCUMENTS

|    |          |        |
|----|----------|--------|
| DE | 19810655 | 9/1999 |
| EP | 0471293  | 2/1992 |

(Continued)

#### OTHER PUBLICATIONS

U.S. Appl. No. 90/009,944 and its entire prosecution history, filed Aug. 27, 2011.

Abdulrazik, M. et al, Ocular Delivery of Cyclosporin A II. Effect of Submicron Emulsion's Surface Charge on Ocular Distribution of Topical Cyclosporin A, S.T.P. Pharma Sciences, Dec. 2001, 427-432, 11(6).

Acheampong, Andrew et al, Cyclosporine Distribution into The Conjunctiva, Cornea, Lacrimal Gland and Systemic Blood Following Topical Dosing of Cyclosporine to Rabbit, Dog and Human eyes, 1996, 179.

Acheampong, Andrew et al, Cyclosporine Distribution Into the Conjunctiva, Cornea, Lacrimal Gland, and Systemic Blood Following Topical Dosing of Cyclosporine to Rabbit, Dog, and Human Eyes, Adv. Exp. Med. Biol., 1998, 1001-1004, 438.

(Continued)

*Primary Examiner* — Marcela M Cordero Garcia  
(74) *Attorney, Agent, or Firm* — Laura L. Wine; Joel B. German; Debra D. Condino

#### (57) ABSTRACT

Methods of treating an eye of a human or animal include administering to an eye of a human or animal a composition in the form of an emulsion including water, a hydrophobic component and a cyclosporin component in a therapeutically effective amount of less than 0.1% by weight of the composition. The weight ratio of the cyclosporin component to the hydrophobic component is less than 0.8.

**36 Claims, No Drawings**



## US 8,685,930 B2

Page 2

(56)

## References Cited

## U.S. PATENT DOCUMENTS

|              |     |         |                             |
|--------------|-----|---------|-----------------------------|
| 5,916,589    | A   | 6/1999  | Hauer et al.                |
| 5,929,030    | A   | 7/1999  | Hamied et al.               |
| 5,951,971    | A   | 9/1999  | Kawashima et al.            |
| 5,962,014    | A   | 10/1999 | Hauer et al.                |
| 5,962,017    | A   | 10/1999 | Hauer et al.                |
| 5,962,019    | A   | 10/1999 | Cho et al.                  |
| 5,977,066    | A   | 11/1999 | Cavanak                     |
| 5,981,479    | A   | 11/1999 | Ko et al.                   |
| 5,981,607    | A   | 11/1999 | Ding et al.                 |
| 5,998,365    | A   | 12/1999 | Sherman                     |
| 6,004,566    | A   | 12/1999 | Friedman et al.             |
| 6,007,840    | A   | 12/1999 | Hauer et al.                |
| 6,008,191    | A   | 12/1999 | Singh                       |
| 6,008,192    | A   | 12/1999 | Al-Razzak et al.            |
| 6,022,852    | A   | 2/2000  | Klokke et al.               |
| 6,024,978    | A   | 2/2000  | Hauer et al.                |
| 6,046,163    | A   | 4/2000  | Stuchlik et al.             |
| 6,057,289    | A   | 5/2000  | Mulye                       |
| 6,159,933    | A   | 12/2000 | Sherman                     |
| 6,197,335    | B1  | 3/2001  | Sherman                     |
| 6,254,860    | B1  | 7/2001  | Garst                       |
| 6,254,885    | B1  | 7/2001  | Cho et al.                  |
| 6,267,985    | B1  | 7/2001  | Chen et al.                 |
| 6,284,268    | B1  | 9/2001  | Mishra et al.               |
| 6,294,192    | B1  | 9/2001  | Patel et al.                |
| 6,306,825    | B1  | 10/2001 | Cavanak                     |
| 6,323,204    | B1  | 11/2001 | Burke                       |
| 6,346,511    | B1  | 2/2002  | Singh et al.                |
| 6,350,442    | B2  | 2/2002  | Garst                       |
| 6,413,547    | B1  | 7/2002  | Bennett et al.              |
| 6,420,355    | B2  | 7/2002  | Richter et al.              |
| 6,468,968    | B2  | 10/2002 | Cavanak et al.              |
| 6,475,519    | B1  | 11/2002 | Meinzer et al.              |
| 6,486,124    | B2  | 11/2002 | Olbrich et al.              |
| 6,544,953    | B2  | 4/2003  | Tsuzuki et al.              |
| 6,555,526    | B2  | 4/2003  | Matsuo                      |
| 6,562,873    | B2  | 5/2003  | Olejnik et al.              |
| 6,569,463    | B2  | 5/2003  | Patel et al.                |
| 6,582,718    | B2  | 6/2003  | Kawashima                   |
| 6,656,460    | B2  | 12/2003 | Benita et al.               |
| 6,872,705    | B2  | 3/2005  | Lyons                       |
| 6,984,628    | B2* | 1/2006  | Bakhit et al. .... 514/20.8 |
| 7,202,209    | B2  | 4/2007  | Chang                       |
| 7,276,476    | B2  | 10/2007 | Chang et al.                |
| 7,288,520    | B2  | 10/2007 | Chang et al.                |
| 7,297,679    | B2  | 11/2007 | Chang                       |
| 7,501,393    | B2  | 3/2009  | Tien et al.                 |
| 8,211,855    | B2  | 7/2012  | Chang et al.                |
| 8,288,348    | B2  | 10/2012 | Chang et al.                |
| 2001/0003589 | A1  | 6/2001  | Neuer et al.                |
| 2001/0014665 | A1  | 8/2001  | Fischer et al.              |
| 2001/0036449 | A1  | 11/2001 | Garst                       |
| 2002/0012680 | A1  | 1/2002  | Patel et al.                |
| 2002/0013272 | A1  | 1/2002  | Cavanak et al.              |
| 2002/0016290 | A1  | 2/2002  | Floc'h et al.               |
| 2002/0016292 | A1  | 2/2002  | Richter et al.              |
| 2002/0025927 | A1  | 2/2002  | Olbrich et al.              |
| 2002/0045601 | A1  | 4/2002  | Kawashima                   |
| 2002/0107183 | A1  | 8/2002  | Petszulat et al.            |
| 2002/0119190 | A1  | 8/2002  | Meinzer et al.              |
| 2002/0165134 | A1  | 11/2002 | Richter et al.              |
| 2003/0021816 | A1  | 1/2003  | Kang et al.                 |
| 2003/0044452 | A1  | 3/2003  | Ueno                        |
| 2003/0055028 | A1  | 3/2003  | Stergiopoulos et al.        |
| 2003/0059470 | A1  | 3/2003  | Muller                      |
| 2003/0060402 | A1  | 3/2003  | Cavanak et al.              |
| 2003/0087813 | A1  | 5/2003  | Or et al.                   |
| 2003/0104992 | A1  | 6/2003  | Or et al.                   |
| 2003/0108626 | A1  | 6/2003  | Benita et al.               |
| 2003/0109425 | A1  | 6/2003  | Or et al.                   |
| 2003/0109426 | A1  | 6/2003  | Or et al.                   |
| 2003/0133984 | A1  | 7/2003  | Ambuhl et al.               |
| 2003/0143250 | A1  | 7/2003  | Hauer et al.                |
| 2003/0147954 | A1  | 8/2003  | Yang et al.                 |
| 2003/0166517 | A1  | 9/2003  | Fricker et al.              |

|              |    |         |                   |
|--------------|----|---------|-------------------|
| 2005/0014691 | A1 | 1/2005  | Bakhit et al.     |
| 2005/0059583 | A1 | 3/2005  | Acheampong        |
| 2007/0015691 | A1 | 1/2007  | Chang             |
| 2007/0027072 | A1 | 2/2007  | Tien et al.       |
| 2007/0087962 | A1 | 4/2007  | Tien et al.       |
| 2007/0149447 | A1 | 6/2007  | Chang et al.      |
| 2007/0299004 | A1 | 12/2007 | Acheampong et al. |
| 2008/0039378 | A1 | 2/2008  | Graham et al.     |
| 2008/0070834 | A1 | 3/2008  | Chang et al.      |
| 2008/0146497 | A1 | 6/2008  | Graham et al.     |
| 2008/0207495 | A1 | 8/2008  | Graham et al.     |
| 2009/0131307 | A1 | 5/2009  | Tien et al.       |
| 2010/0279951 | A1 | 11/2010 | Morgan et al.     |
| 2011/0009339 | A1 | 1/2011  | Schiffman         |
| 2011/0294744 | A1 | 12/2011 | Morgan et al.     |
| 2012/0270805 | A1 | 10/2012 | Chang et al.      |
| 2013/0059796 | A1 | 3/2013  | Chang et al.      |

## FOREIGN PATENT DOCUMENTS

|    |           |         |
|----|-----------|---------|
| EP | 0547229   | 1/1993  |
| EP | 0760237   | 3/1997  |
| WO | 95-31211  | 11/1995 |
| WO | 00-00179  | 1/2000  |
| WO | 01-32142  | 5/2001  |
| WO | 01-41671  | 6/2001  |
| WO | 02-09667  | 2/2002  |
| WO | 02-49603  | 6/2002  |
| WO | 03-030834 | 4/2003  |
| WO | 03-053405 | 7/2003  |

## OTHER PUBLICATIONS

Acheampong, Andrew et al, Distribution of Cyclosporin A in Ocular Tissues After Topical Administration to Albino Rabbits and Beagle Dogs, *Current Eye Research*, 1999, 91-103, 18(2).

Akpek, Esen Karamursel et al, A Randomized Trial of Topical Cyclosporin 0.05% in Topical Steroid-Resistant Atopic Keratoconjunctivitis, *Ophthalmology*, 2004, 476-482, 111.

Angelov, O. et al, Preclinical Safety Studies of Cyclosporine Ophthalmic Emulsion, *Adv Exp Med Biol*, 1998, 991-995, 438.

Angelov, O. et al, Safety Assessment of Cyclosporine Ophthalmic Emulsion in Rabbits and Dogs, *XIth Congress of the European Society of Ophthalmology*, 1997, 25-28, 1-5, Soc. Ophthalmol Eur., HU.

Ardizzone, Sandro et al, A Practical Guide to the Management of Distal Ulcerative Colitis, *Drugs*, 1998, 519-542, 55(4).

Banic, Marko et al, Effect of Cyclosporine in a Murine Model of Experimental Colitis, *Digestive Diseases and Sciences*, Jun. 2002, 1362-1368, 47(6).

Bonini, S. et al, Vernal Keratoconjunctivitis, *Eye*, 2004, 345-351, 18.

Brewster, Marcus et al, Enhanced Delivery of Ganciclovir to the Brain Through the Use of Redox Targeting, *Antimicrobial Agents and Chemotherapy*, Apr. 1994, 817-823, 38(4).

Brewster, Marcus et al, Intravenous and Oral Pharmacokinetic Evaluation of a 2-Hydroxypropyl- $\beta$ -cyclodextrin-Based Formulation of Carbamazepine in the Dog: Comparison with Commercially Available Tablets and Suspensions, *Journal of Pharmaceutical Sciences*, Mar. 1997, 335-339, 86(3).

Brewster, Marcus et al, Preparation, Characterization, and Anesthetic Properties of 2-Hydroxypropyl- $\beta$ -cyclodextrin Complexes of Pregnanolone and Pregnenolone in Rat and Mouse, *Journal of Pharmaceutical Sciences*, Oct. 1995, 1154-1159, 84(10).

Brinkmeier, Thomas et al, Pyodermitis-Pyostomatitis Vegetans: A Clinical Course of Two Decades with Response to Cyclosporine and Low-Dose Prednisolone, *Acta Derm Venereol*, 2001, 134-136, 81.

Castillo, Jose M. Benitez Del et al, Influence of Topical Cyclosporine A and Dissolvent on Corneal Epithelium Permeability of Fluorescein, *Documenta Ophthalmologica*, 1995, 49-55, 91.

Cheeks, Lisa et al, Influence of Vehicle and Anterior Chamber Protein Concentration on Cyclosporine Penetration Through the Isolated Rabbit Cornea, *Current Eye Research*, 1992, 641-649, 11(7).

Database WPI Week 200044, Derwent Pub. Ltd., London, GB; An 2000-492678 & JP2000/143542, 2000, 2 Pages.

Ding, Shulin et al, Cyclosporine Ophthalmic O/W emulsion: Formulation and Emulsion Characterization, *Pharm Res*, 1997, 1 page, 14 (11).

Donnenfeld, Eric D., The Economics of Using Restasis, *Ophthalmology Management*, Oct. 2003, 3 pages, US.



## US 8,685,930 B2

Page 3

(56)

## References Cited

## OTHER PUBLICATIONS

- Drosos, A. A. et al, Efficacy and Safety of Cyclosporine-A Therapy for Primary Sjogren's Syndrome, *Ter. Arkh.*, 1998, 77-80, 60(4).
- Drosos, A. A. et al, Cyclosporin A Therapy in Patients with Primary Sjogren's Syndrome: Results at One Year, *Scand J Rheumatology*, 1986, 246-249, 61.
- Eisen, Dore et al, Topical Cyclosporine for Oral Mucosal Disorders, *J Am Acad Dermatol*, Dec. 1990, 1259-1264, 23.
- Epstein, Joel et al, Topical Cyclosporine in a Bioadhesive for Treatment of Oral Lichenoid Mucosal Reactions, *Oral Surg Oral Med Oral Pathol Oral*, 1996, 532-536, 82.
- Erdmann, S. et al, Pemphigus Vulgaris Der Mund—Und Kehlkopfschleimhaut Pemphigus Vulgaris of the Oral Mucosa and the Larynx, *H+G Zeitschrift fuer Hautkrankheiten*, 1997, 283-286, 72(4).
- FDA Concludes Restasis (Cyclosporine) Not Effective for Dry Eye (Jun. 18, 1999). Accessed online at [http://www.dryeyeinfo.org/Restasis\\_Cyclosporine.htm](http://www.dryeyeinfo.org/Restasis_Cyclosporine.htm) on Aug. 14, 2009. 1 Page.
- Gaeta, G.M. et al, Cyclosporin Bioadhesive Gel in the Topical Treatment of Erosive Oral Lichen Planus, *International Journal of Immunopathology and Pharmacology*, 1994, 125-132, 7(2).
- Gipson, Ilene et al, Character of Ocular Surface Mucins and Their Alteration in Dry Eye Disease, *The Ocular Surface*, Apr. 2004, 131-148, 2(2).
- Gremse, David et al, Ulcerative Colitis in Children, *Pediatr Drugs*, 2002, 807-815, 4(12).
- Gunduz, Kaan et al, Topical Cyclosporin Treatment of Keratoconjunctivitis Sicca in Secondary Sjogren's Syndrome, *Acta Ophthalmologica*, 1994, 438-442, 72.
- <http://web.archive.org/web/2001030625323/http://www.surfactant.co.kr/surfactants/pegester.html>, 2001, 6 Pages, retrieved on Jul. 5, 2008.
- Hunter, P.A. et al, Cyclosporin A Applied Topically to the Recipient Eye Inhibits Corneal Graft Rejection, *Clin Exp Immunol*, 1981, 173-177, 45.
- Jumaa, Muhannad et al, Physicochemical Properties and Hemolytic Effect of Different Lipid Emulsion Formulations Using a Mixture of Emulsifiers, *Pharmaceutica Acta Helvetica*, 1999, 293-301, 73.
- Kanai, A. et al, The Effect on the Cornea of Alpha Cyclodextrin Vehicle for Eye Drops, *Transplantation Proceedings*, Feb. 1989, 3150-3152, vol. 21.
- Kanpolat, Ayfer et al, Penetration of Cyclosporin A into the Rabbit Cornea and Aqueous Humor after Topical Drop and Collagen Shield Administration, *Cornea/External Disease*, Apr. 1994, 119-122, 20(2).
- Kaur, Rabinder et al, Solid Dispersions of Drugs in Polyoxyethylene 40 Stearate: Dissolution Rates and Physico-Chemical Interactions, *Journal of Pharmacy and Pharmacology*, Dec. 1979, 48P.
- Kuwano, Mitsuaki et al, Cyclosporine A Formulation Affects Its Ocular Distribution in Rabbits, *Pharmaceutical Research*, Jan. 2002, 108-111, 19(1).
- Lambert Technologies Corp. Material Safety Data Sheet for LUMULSE™ POE-40 MS KP, last revision Aug. 22, 2003. 3 pages.
- Leibovitz, Z. et al., Our Experience in Processing Maize (Corn) Germ Oil, *Journal of The American Oil Chemists Society*, Feb. 1983, 395-399, 80 (2), US.
- Lixin, Xie et al, Effect of Cyclosporine A Delivery System in Corneal Transplantation, *Chinese Medical Journal*, 2002, 110-113, 115 (1), US.
- Lopatin, D.E., Chemical Compositions and Functions of Saliva, Aug. 24, 2001, 31 Pages.
- Lyons, R.T. et al, Influence of Three Emulsion Formulation Parameters on the Ocular Bioavailability of Cyclosporine A in Albino Rabbits, *Am Assoc Pharm Sci*, 2000, 1 Page, 2(4).
- Pedersen, Anne Marie et al, Primary Sjogren's Syndrome: Oral Aspects on Pathogenesis, Diagnostic Criteria, Clinical Features and Approaches for Therapy, *Expert Opin Pharma*, 2001, 1415-1436, 2(9).
- Phillips, Thomas et al, Cyclosporine Has a Direct Effect on the Differentiation of a Mucin-Secreting Cell Line, *Journal of Cellular Physiology*, 2000, 400-408, 184.
- Present, D.H. et al, Cyclosporine and Other Immunosuppressive Agents: Current and Future Role in the Treatment of Inflammatory Bowel Disease, *American Journal of Gastroenterology*, 1993, 627-630, 88(5).
- Restasis® Product Information Sheet, Allergan, Inc., 2009, 5 Pages.
- Restasis® Increasing Tear Production, Retrieved on Aug. 14, 2009, [http://www.restasisprofessional.com/\\_clinical/clinical\\_increasing.htm](http://www.restasisprofessional.com/_clinical/clinical_increasing.htm) 3 pages.
- Robinson, N.A. et al, Desquamative Gingivitis: A Sign of Mucocutaneous Disorders—a Review, *Australian Dental Journal*, 2003, 205-211, 48(4).
- Rudinger, J., Characteristics of the Amino Acids as Components of a Peptide Hormone Sequence, *Peptide Hormones*, 1976, 1-7.
- Sall, Kenneth et al, Two Multicenter, Randomized Studies of the Efficacy and Safety of Cyclosporine Ophthalmic Emulsion in Moderate to Severe Dry Eye Disease, *Ophthalmology*, 2000, 631-639, 107.
- Sandborn, William et al, A Placebo-Controlled Trial of Cyclosporine Enemas for Mildly to Moderately Active Left-Sided Ulcerative Colitis, *Gastroenterology*, 1994, 1429-1435, 106.
- Sandborn, William et al, Cyclosporine Enemas for Treatment-Resistant, Mildly to Moderately Active, Left-Sided Ulcerative Colitis, *American Journal of Gastroenterology*, 1993, 640-645, 88(5).
- Schwab, Matthias et al, Pharmacokinetic Considerations in the Treatment of Inflammatory Bowel Disease, *Clin Pharm*, 2001, 723-751, 60(10).
- Secchi, Antonio et al, Topical Use of Cyclosporine in the Treatment of Vernal Keratoconjunctivitis, *American Journal of Ophthalmology*, Dec. 1990, 641-645, 110.
- Small, Dave et al, The Ocular Pharmacokinetics of Cyclosporine in Albino Rabbits and Beagle Dogs, *Ocular Drug Delivery and Metabolism*, 1999, 54.
- Small, David et al, Blood Concentrations of Cyclosporin A During Long-Term Treatment With Cyclosporin A ophthalmic Emulsions in Patients with Moderate to Severe Dry Eye Disease, *Journal of Ocular Pharmacology and Therapeutics*, 2002, 411-418, 18(5).
- Smilek, Dawn et al, A Single Amino Acid Change in a Myelin Basic Protein Peptide Confers the Capacity to Prevent Rather Than Induce Experimental Autoimmune Encephalomyelitis, *Proc. Natl. Acad. Sci.*, Nov. 1991, 9633-9637, 88.
- Stephenson, Michelle, The Latest Uses of Restasis, Review of Ophthalmology, Dec. 30, 2005, 7 Pages, US.
- Stevenson, Dara et al, Efficacy and Safety of Cyclosporin A ophthalmic Emulsion in the Treatment of Moderate-to-Severe Dry Eye Disease, *Ophthalmology*, 2000, 967-974, 107.
- Tesavibul, N. et al, Topical Cyclosporine A (CsA) for Ocular Surface Abnormalities in Graft Versus Host Disease Patients, *Invest Ophthalmol Vis Sci*, Feb. 1996, S1026, 37(3).
- The Online Medical Dictionary, Derivative, Analog, Analogue, Xerostomia, accessed Jul. 7, 2005 and Jul. 13, 2005, 6 Pages.
- Tibell, A. et al., Cyclosporin A in Fat Emulsion Carriers: Experimental Studies on Pharmacokinetics and Tissue Distribution, *Pharmacology & Toxicology*, 1995, 115-121, 76, US.
- Tsubota, Kazuo et al, Use of Topical Cyclosporin A in a Primary Sjogren's Syndrome Mouse Model, *Invest Ophthalmol Vis Sci*, Aug. 1998, 1551-1559, 39(9).
- Van Der Reijden, Willy et al, Treatment of Oral Dryness Related Complaints (Xerostomia) in Sjogren's Syndrome, *Ann Rheum Dis*, 1999, 465-473, 58.
- Winter, T.A. et al, Cyclosporin A Retention Enemas in Refractory Distal Ulcerative Colitis and 'Pouchitis', *Scand J Gastroenterol*, 1993, 701-704, 28.
- Pending U.S. Appl. No. 13/967,189, filed Aug. 14, 2013.
- Pending U.S. Appl. No. 13/976,179, filed Aug. 14, 2013.
- Pending U.S. Appl. No. 13/961,818, filed Aug. 7, 2013.
- Pending U.S. Appl. No. 13/961,835, filed Aug. 7, 2013.
- Pending U.S. Appl. No. 13/961,808, filed Aug. 7, 2013.
- Pending U.S. Appl. No. 13/967,163, filed Aug. 14, 2013.
- Pending U.S. Appl. No. 13/967,168, filed Aug. 14, 2013.

\* cited by examiner



US 8,685,930 B2

1

# METHODS OF PROVIDING THERAPEUTIC EFFECTS USING CYCLOSPORIN COMPONENTS

## RELATED APPLICATION

This application is a continuation of copending U.S. application Ser. No. 11/897,177, filed Aug. 28, 2007, which is a continuation of U.S. application Ser. No. 10/927,857, filed Aug. 27, 2004, now abandoned, which claimed the benefit of U.S. Provisional Application No. 60/503,137 filed Sep. 15, 2003, which are incorporated in their entirety herein by reference.

## BACKGROUND OF THE INVENTION

The present invention relates to methods of providing desired therapeutic effects to humans or animals using compositions including cyclosporin components. More particularly, the invention relates to methods including administering to an eye of a human or animal a therapeutically effective amount of a cyclosporin component to provide a desired therapeutic effect, preferably a desired ophthalmic or ocular therapeutic effect.

The use of cyclosporin-A and cyclosporin A derivatives to treat ophthalmic conditions has been the subject of various patents, for example Ding et al U.S. Pat. No. 5,474,979; Garst U.S. Pat. No. 6,254,860; and Garst U.S. Pat. No. 6,350,442, this disclosure of each of which is incorporated in its entirety herein by reference. In addition, cyclosporin A compositions used in treating ophthalmic conditions is the subject of a number of publications. Such publications include, for example, "Blood concentrations of cyclosporin A during long-term treatment with cyclosporin A ophthalmic emulsions in patients with moderate to severe dry eye disease," Small et al, *J Ocul Pharmacol Ther*, 2002 October, 18(5):411-8; "Distribution of cyclosporin A in ocular tissues after topical administration to albino rabbits and beagle dogs," Acheampong et al, *Curr Eye Res*, 1999 February, 18(2):91-103b; "Cyclosporine distribution into the conjunctiva, cornea, lacrimal gland, and systemic blood following topical dosing of cyclosporine to rabbit, dog, and human eyes," Acheampong et al, *Adv Exp Med Biol*, 1998, 438:1001-4; "Preclinical safety studies of cyclosporine ophthalmic emulsion," Angelov et al, *Adv Exp Med Biol*, 1998, 438:991-5; "Cyclosporin & Emulsion & Eye," Stevenson et al, *Ophthalmology*, 2000 May, 107(5):967-74; and "Two multicenter, randomized studies of the efficacy and safety of cyclosporine ophthalmic emulsion in moderate to severe dry eye disease. CsA Phase 3 Study Group," Sall et al, *Ophthalmology*, 2000 April, 107(4):631-9. Each of these publications is incorporated in its entirety herein by reference. In addition, cyclosporin A-containing oil-in-water emulsions have been clinically tested, under conditions of confidentiality, since the mid 1990's in order to obtain U.S. Food and Drug Administration (FDA) regulatory approval.

Examples of useful cyclosporin A-containing emulsions are set out in Ding et al U.S. Pat. No. 5,474,979. Example 1 of this patent shows a series of emulsions in which the ratio of cyclosporin A to castor oil in each of these compositions was 0.08 or greater, except for Composition B, which included 0.2% by weight cyclosporin A and 5% by weight castor oil. The Ding et al patent placed no significance in Composition B relative to Compositions A, C and D of Example 1.

Over time, it has become apparent that cyclosporin A emulsions for ophthalmic use preferably have less than 0.2% by weight of cyclosporin A. With cyclosporin A concentrations

2

less than 0.2%, the amount of castor oil employed has been reduced since one of the functions of the castor oil is to solubilize the cyclosporin A. Thus, if reduced amounts of cyclosporin are employed, reduced amounts of castor oil are needed to provide effective solubilization of cyclosporin A.

There continues to be a need for providing enhanced methods of treating ophthalmic or ocular conditions with cyclosporin-containing emulsions.

## SUMMARY OF THE INVENTION

New methods of treating a human or animal using cyclosporin component-containing emulsions have been discovered. Such methods provide substantial overall efficacy in providing desired therapeutic effects. In addition, other important benefits are obtained employing the present methods. For example, patient safety is enhanced. In particular, the present methods provide for reduced risks of side effects and/or drug interactions. Prescribing physicians advantageously have increased flexibility in prescribing such methods and the compositions useful in such methods, for example, because of the reduced risks of harmful side effects and/or drug interactions. The present methods can be easily practiced. In short, the present methods provide substantial and acceptable overall efficacy, together with other advantages, such as increased safety and/or flexibility.

In one aspect of the present invention, the present methods comprise administering to an eye of a human or animal a composition in the form of an emulsion comprising water, a hydrophobic component and a cyclosporin component in a therapeutically effective amount of less than 0.1% by weight of the composition. The weight ratio of the cyclosporin component to the hydrophobic component is less than 0.08.

It has been found that the relatively increased amounts of hydrophobic component together with relatively reduced, yet therapeutically effective, amounts of cyclosporin component provide substantial and advantageous benefits. For example, the overall efficacy of the present compositions, for example in treating dry eye disease, is substantially equal to an identical composition in which the cyclosporin component is present in an amount of 0.1% by weight. Further, a relatively high concentration of hydrophobic component is believed to provide for a more quick or rapid breaking down or resolving of the emulsion in the eye, which reduces vision distortion which may be caused by the presence of the emulsion in the eye and/or facilitates the therapeutic effectiveness of the composition. Additionally, and importantly, using reduced amounts of the active cyclosporin component mitigates against undesirable side effects and/or potential drug interactions.

In short, the present invention provides at least one advantageous benefit, and preferably a plurality of advantageous benefits.

The present methods are useful in treating any suitable condition which is therapeutically sensitive to or treatable with cyclosporin components. Such conditions preferably are ophthalmic or ocular conditions, that is relating to or having to do with one or more parts of an eye of a human or animal. Included among such conditions are, without limitation, dry eye syndrome, phacoanaphylactic endophthalmitis, uveitis, vernal conjunctivitis, atopic keratoconjunctivitis, corneal graft rejection and the like conditions. The present invention is particularly effective in treating dry eye syndrome. Cyclosporin has been found as effective in treating immune mediated keratoconjunctivitis sicca (KCS or dry eye disease) in a patient suffering therefrom. The activity of cyclosporine is as an immunosuppressant and in the enhancement or restor-



US 8,685,930 B2

3

ing of lacrimal gland tearing. Other conditions that can be treated with cyclosporin components include an absolute or partial deficiency in aqueous tear production (keratoconjunctivitis sicca, or KCS). Topical administration to a patient's tear deficient eye can increase tear production in the eye. The treatment can further serve to correct corneal and conjunctival disorders exacerbated by tear deficiency and KCS, such as corneal scarring, corneal ulceration, inflammation of the cornea or conjunctiva, filamentary keratitis, mucopurulent discharge and vascularization of the cornea.

Employing reduced concentrations of cyclosporin component, as in the present invention, is advantageously effective to provide the blood of the human or animal under treatment with reduced concentrations of cyclosporin component, preferably with substantially no detectable concentration of the cyclosporin component. The cyclosporin component concentration of blood can be advantageously measured using a validated liquid chromatography/mass spectrometry-mass spectrometry (VLC/MS-MS) analytical method, such as described elsewhere herein.

In one embodiment, in the present methods the blood of the human or animal has concentrations of cyclosporin component of 0.1 ng/ml or less.

Any suitable cyclosporin component effective in the present methods may be used.

Cyclosporins are a group of nonpolar cyclic oligopeptides with known immunosuppressant activity. Cyclosporin A, along with several other minor metabolites, cyclosporin B through I, have been identified. In addition, a number of synthetic analogs have been prepared.

In general, commercially available cyclosporins may contain a mixture of several individual cyclosporins which all share a cyclic peptide structure consisting of eleven amino acid residues with a total molecular weight of about 1,200, but with different substituents or configurations of some of the amino acids.

The term "cyclosporin component" as used herein is intended to include any individual member of the cyclosporin group and derivatives thereof, as well as mixtures of two or more individual cyclosporins and derivatives thereof.

Particularly preferred cyclosporin components include, without limitation, cyclosporin A, derivatives of cyclosporin A and the like and mixtures thereof. Cyclosporin A is an especially useful cyclosporin component.

Any suitable hydrophobic component may be employed in the present invention. Advantageously, the cyclosporin component is solubilized in the hydrophobic component. The hydrophobic component may be considered as comprising a discontinuous phase in the presently useful cyclosporin component-containing emulsions.

The hydrophobic component preferably is present in the emulsion compositions in an amount greater than about 0.625% by weight. For example, the hydrophobic component may be present in an amount of up to about 1.0% by weight or about 1.5% by weight or more of the composition.

Preferably, the hydrophobic component comprises one or more oily materials. Examples of useful oil materials include, without limitation, vegetable oils, animal oils, mineral oils, synthetic oils and the like and mixtures thereof. In a very useful embodiment, the hydrophobic component comprises one or more higher fatty acid glycerides. Excellent results are obtained when the hydrophobic component comprises castor oil.

The presently useful compositions may include one or more other components in amounts effective to facilitate the usefulness and effectiveness of the compositions. Examples of such other components include, without limitation, emulsifier components, tonicity components, polyelectrolyte components, surfactant components, viscosity inducing components, acids and/or bases to adjust the pH of the composition, buffer components, preservative components and the

4

like. Components may be employed which are effective to perform two or more functions in the presently useful compositions. For example, components which are effective as both emulsifiers and surfactants may be employed, and/or components which are effective as both polyelectrolyte components and viscosity inducing components may be employed. The specific composition chosen for use in the present invention advantageously is selected taking into account various factors present in the specific application at hand, for example, the desired therapeutic effect to be achieved, the desired properties of the compositions to be employed, the sensitivities of the human or animal to whom the composition is to be administered, and the like factors.

The presently useful compositions advantageously are ophthalmically acceptable. A composition, component or material is ophthalmically acceptable when it is compatible with ocular tissue, that is, it does not cause significant or undue detrimental effects when brought into contact with ocular tissues.

Such compositions have pH's within the physiological range of about 6 to about 10, preferably in a range of about 7.0 to about 8.0 and more preferably in a range of about 7.2 to about 7.6.

The present methods preferably provide for an administering step comprising topically administering the presently useful compositions to the eye or eyes of a human or animal.

Each and every feature described herein, and each and every combination of two or more of such features, is included within the scope of the present invention provided that the features included in such a combination are not mutually inconsistent.

These and other aspects and advantages of the present invention are apparent in the following detailed description, example and claims.

#### DETAILED DESCRIPTION

The present methods are effective for treating an eye of a human or animal. Such methods, in general, comprise administering, preferably topically administering, to an eye of a human or animal a cyclosporin component-containing emulsion. The emulsion contains water, for example U.S. pure water, a hydrophobic component and a cyclosporin component in a therapeutically effective amount of less than 0.1% by weight of the emulsion. In addition, beneficial results have been found when the weight ratio of the cyclosporin component to the hydrophobic component is less than 0.08.

As noted above, the present administering step preferably includes topically administering the emulsion to the eye of a patient of a human or animal. Such administering may involve a single use of the presently useful compositions, or repeated or periodic use of such compositions, for example, as required or desired to achieve the therapeutic effect to be obtained. The topical administration of the presently useful composition may involve providing the composition in the form of eye drops or similar form or other form so as to facilitate such topical administration.

The present methods have been found to be very effective in providing the desired therapeutic effect or effects while, at the same time, substantially reducing, or even substantially eliminating, side effects which may result from the presence of the cyclosporin component in the blood of the human or animal being treated, and eye irritation which, in the past, has been caused by the presence of certain components in prior art cyclosporin-containing emulsions. Also, the use of the present compositions which include reduced amounts of the cyclosporin components allow for more frequent administration of the present compositions to achieve the desired therapeutic effect or effects without substantially increasing the risk of side effects and/or eye irritation.

The present methods are useful in treating any condition which is therapeutically sensitive to or treatable with



## US 8,685,930 B2

5

cyclosporin components. Such conditions preferably are ophthalmic or ocular conditions, that is relating to or having to do with one or more parts of an eye of a human or animal. Included among such conditions are, without limitation, dry eye syndrome, phacoanaphylactic endophthalmitis, uveitis, vernal conjunctivitis, atopic keratoconjunctivitis, corneal graft rejection and the like conditions. The present invention is particularly effective in treating dry eye syndrome.

The frequency of administration and the amount of the presently useful composition to use during each administration varies depending upon the therapeutic effect to be obtained, the severity of the condition being treated and the like factors. The presently useful compositions are designed to allow the prescribing physician substantial flexibility in treating various ocular conditions to achieve the desired therapeutic effect or effects with reduced risk of side effects and/or eye irritation. Such administration may occur on an as needed basis, for example, in treating or managing dry eye syndrome, on a one time basis or on a repeated or periodic basis once, twice, thrice or more times daily depending on the needs of the human or animal being treated and other factors involved in the application at hand.

One of the important advantages of the present invention is the reduced concentration of the cyclosporin component in the blood of the human or animal as a result of administering the present composition as described herein. One very useful embodiment of the present administering step provides no substantial detectable concentration of cyclosporin component in the blood of the human or animal. Cyclosporin component concentration in blood preferably is determined using a liquid chromatography-mass spectroscopy-mass spectroscopy (LC-MS/MS), which test has a cyclosporin component detection limit of 0.1 ng/ml. Cyclosporin component concentrations below or less than 0.1 ng/ml are therefore considered substantially undetectable.

The LC-MS/MS test is advantageously run as follows.

One ml of blood is acidified with 0.2 ml of 0.1 N HCl solution, then extracted with 5 ml of methyl t-butyl ether. After separation from the acidified aqueous layer, the organic phase is neutralized with 2 ml of 0.1 N NaOH, evaporated, reconstituted in a water/acetonitrile-based mobil phase, and injected onto a 2.1x50 mm, 3  $\mu$ m pore size C-8 reverse phase high pressure liquid chromatography (HPLC) column (KeyStone Scientific, Bellefonte, Pa.). Compounds are gradient-eluted at 0.2 mL/min and detected using an API III triple quadrupole mass spectrometer with a turbo-ion spray source (PE-Sciex, Concord, Ontario, Canada). Molecular reaction monitoring enhances the sensitivity and selectivity of this assay. Protonated molecules for the analyte and an internal

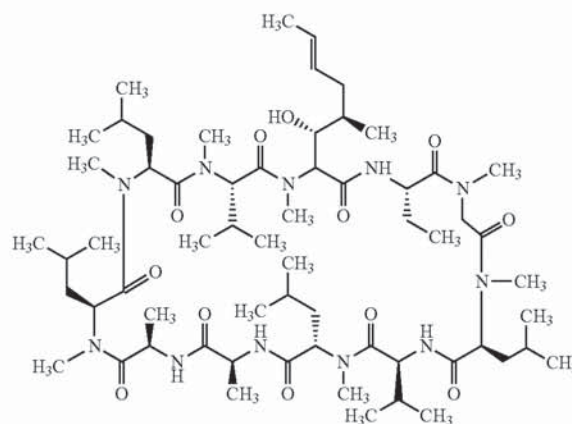
6

standard are collisionally dissociated and product ions at m/z 425 are monitored for the analyte and the internal standard. Under these conditions, cyclosporin A and the internal standard cyclosporin G elute with retention times of about 3.8 minutes. The lower limit of quantitation is 0.1 ng/mL, at which concentration the coefficient of variation and deviation from nominal concentration is <15%.

As noted previously, any suitable cyclosporin component effective in the present methods may be employed. Very useful cyclosporin components include, without limitation, cyclosporin A, derivatives of cyclosporin A and the like and mixtures thereof.

The chemical structure for cyclosporin A is represented by Formula 1

Formula 1

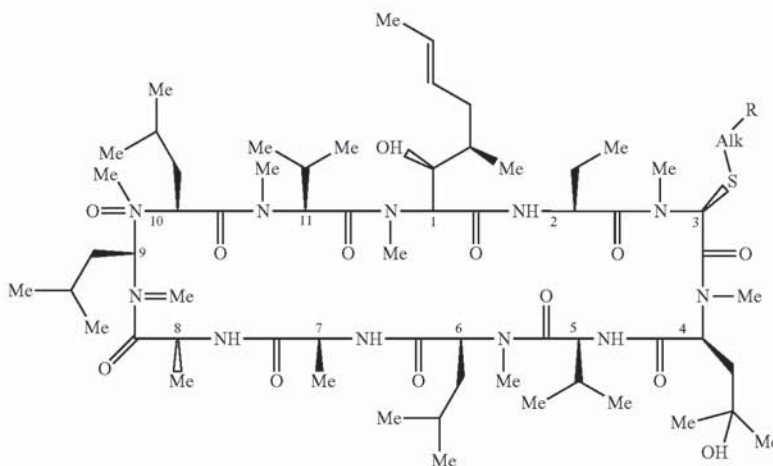


As used herein the term "derivatives" of a cyclosporin refer to compounds having structures sufficiently similar to the cyclosporin so as to function in a manner substantially similar to or substantially identical to the cyclosporin, for example, cyclosporin A, in the present methods. Included, without limitation, within the useful cyclosporin A derivatives are those selected from ((R)-methylthio-Sar)<sup>3</sup>-(4'-hydroxy-Me-Leu) cyclosporin A, ((R)-(Cyclo)alkylthio-Sar)<sup>3</sup>-(4'-hydroxy-Me-Leu)<sup>4</sup>-cyclosporin A, and ((R)-(Cyclo)alkylthio-Sar)<sup>3</sup>-cyclosporin A derivatives described below.

These cyclosporin derivatives are represented by the following general formulas (II), (III), and (IV) respectively:

Formula II

(II)



US 8,685,930 B2

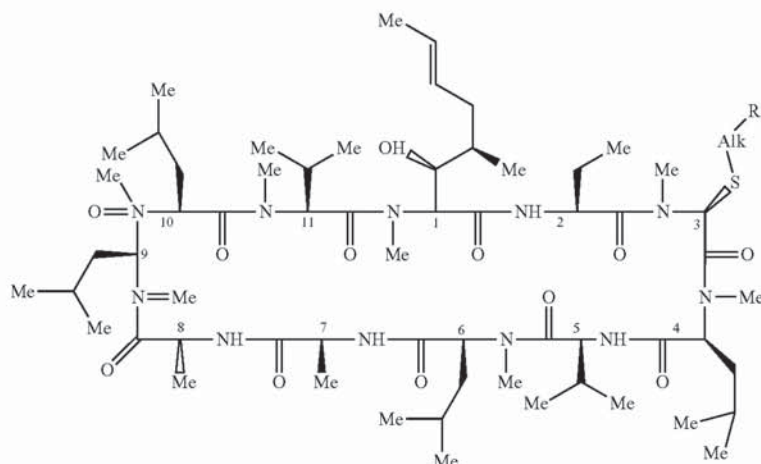
7

8

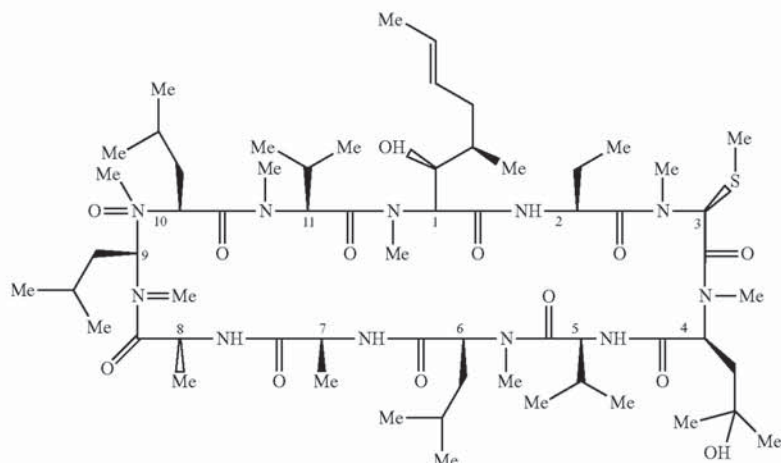
-continued

### Formula III

(III)



Formula IV

 $\textcircled{I}$ 

wherein Me is methyl; Alk is 2-6C alkylene or 3-6C cycloalkylene; R is OH, COOH, alkoxycarbonyl,  $\text{—NR}_1\text{R}_2$  or  $\text{N(R}_3\text{)C(CH}_2\text{)CNR}_1\text{R}_2$ ; wherein  $\text{R}_1, \text{R}_2$  is H, alkyl, 3-6C cycloalkyl, phenyl (optionally substituted by halo, alkoxy, alkoxycarbonyl, amino, alkylamino or dialkylamino), benzyl or saturated or unsaturated heterocyclyl having 5 or 6 members and 1-3 heteroatoms; or  $\text{NR}_1\text{R}_2$  is a 5 or 6 membered heterocycle which may contain a further N, O or S heteroatom and may be alkylated;  $\text{R}_3$  is H or alkyl and n is 2-4; and the alkyl moieties contain 1-4C.

In one embodiment, the cyclosporin component is effective as an immunosuppressant. Without wishing to be limited to any particular theory of operation, it is believed that, in certain embodiments of the present invention, the cyclosporin component acts to enhance or restore lacrimal gland tearing in providing the desired therapeutic effect.

One important feature of the present invention is that the presently useful compositions contain less than 0.1% by weight of the cyclosporin component. The advantages of such low-concentrations of cyclosporin components have been discussed in some detail elsewhere herein. Low concentrations of cyclosporin component, together with concentrations of the hydrophobic component such that the weight ratio of

cyclosporin component to hydrophobic component is greater than 0.08, provides one or more substantial advantages in the present methods.

Any suitable hydrophobic component may be employed in the present invention. Such hydrophobic component may be considered as comprising a discontinuous phase in the presently useful cyclosporin component-containing emulsions, with the water or aqueous phase being considered the continuous phase in such emulsion. The hydrophobic component is preferably selected so as to solubilize the cyclosporin component, which is often substantially insoluble in the aqueous phase. Thus, with a suitable hydrophobic component included in the presently useful emulsions, the cyclosporin component is preferably solubilized in the emulsions.

In one very useful embodiment, the hydrophobic component comprises an oily material, in particular, a material which is substantially not miscible in water. Examples of useful oily materials include, without limitation, vegetable oils, animal oils, mineral oils, synthetic oils, and the like and mixtures thereof. Thus, the present hydrophilic components may comprise naturally occurring oils, including, without limitation refined naturally occurring oils, or naturally occurring oils which have been processed to alter their chemical structures to some extent or oils which are substantially



US 8,685,930 B2

9

entirely synthetic. One very useful hydrophobic component includes higher fatty acid glycerides.

Examples of useful hydrophobic components include, without limitation, olive oil, arachis oil, castor oil, mineral oil, silicone fluid and the like and mixtures thereof. Higher fatty acid glycerides such as olive oil, peanut oil, castor oil and the like and mixtures thereof are particularly useful in the present invention. Excellent results are obtained using a hydrophobic component comprising castor oil. Without wishing to limit the invention to any particular theory of operation, it is believed that castor oil includes a relatively high concentration of ricinoleic acid which itself may be useful in benefitting ocular tissue and/or in providing one or more therapeutic effects when administered to an eye.

The hydrophobic component is preferably present in the presently useful cyclosporin component-containing emulsion compositions in an amount greater than about 0.625% by weight. For example, the hydrophobic component may be present in an amount up to about 0.75% by weight or about 1.0% by weight or about 1.5% by weight or more of the presently useful emulsion compositions.

The presently useful compositions may include one or more other components in amounts effective to facilitate the usefulness and effectiveness of the present methods and/or the presently useful compositions. Examples of such other components include, without limitation, emulsifier components, surfactant components, tonicity components, poly electrolyte components, emulsion stability components, viscosity inducing components, demulcent components, acid and/or bases to adjust the pH of the composition, buffer components, preservative components and the like.

In one very useful embodiment, the presently useful compositions are substantially free of preservatives. Thus, the presently useful compositions may be sterilized and maintained in a sterile condition prior to use, for example, provided in a sealed package or otherwise maintained in a substantially sterile condition.

Any suitable emulsifier component may be employed in the presently useful compositions, provided, that such emulsifier component is effective in forming maintaining the emulsion and/or in the hydrophobic component in emulsion, while having no significant or undue detrimental effect or effects on the compositions during storage or use.

In addition, the presently useful compositions, as well as each of the components of the present compositions in the concentration present in the composition advantageously are ophthalmically acceptable.

Useful emulsifier components may be selected from such component which are conventionally used and well known in the art. Examples of such emulsifier components include, without limitation, surface active components or surfactant components which may be anionic, cationic, nonionic or amphoterteric in nature. In general, the emulsifier component includes a hydrophobic constituent and a hydrophilic constituent. Advantageously, the emulsifier component is water soluble in the presently useful compositions. Preferably, the emulsifier component is nonionic. Specific examples of suitable emulsifier components include, without limitation, polysorbate 80, polyoxyalkylene alkylene ethers, polyalkylene oxide ethers of alkyl alcohols, polyalkylene oxide ethers of alkylphenols, other emulsifiers/surfactants, preferably nonionic emulsifiers/surfactants, useful in ophthalmic compositions, and the like and mixtures thereof.

The emulsifier component is present in an amount effective in forming the present emulsion and/or in maintaining the hydrophobic component in emulsion with the water or aqueous component. In one preferred embodiment, the emulsifier

10

component is present in an amount in a range of about 0.1% to about 5%, more preferably about 0.2% to about 2% and still more preferably about 0.5% to about 1.5% by weight of the presently useful compositions.

Polyelectrolyte or emulsion stabilizing components may be included in the presently useful compositions. Such components are believed to be effective in maintaining the electrolyte balance in the presently useful emulsions, thereby stabilizing the emulsions and preventing the emulsions from breaking down prior to use. In one embodiment, the presently useful compositions include a polyanionic component effective as an emulsion stabilizing component. Examples of suitable polyanionic components useful in the presently useful compositions include, without limitation, anionic cellulose derivatives, anionic acrylic acid-containing polymers, anionic methacrylic acid-containing polymers, anionic amino acid-containing polymers and the like and mixtures thereof.

A particularly useful class of polyanionic components include one or more polymeric materials having multiple anionic charges. Examples include, but are not limited to:

- metal carboxy methylcelluloses
- metal carboxy methylhydroxyethylcelluloses
- metal carboxy methylstarchs
- metal carboxy methylhydroxyethylstarchs
- hydrolyzed polyacrylamides and polyacrylonitriles
- heparin
- gucoaminoglycans
- hyaluronic acid
- chondroitin sulfate
- dermatan sulfate
- peptides and polypeptides
- alginate acid
- metal alginates
- homopolymers and copolymers of one or more of:
- acrylic and methacrylic acids
- metal acrylates and methacrylates
- vinylsulfonic acid
- metal vinylsulfonate
- amino acids, such as aspartic acid, glutamic acid and the like
- metal salts of amino acids
- p-styrenesulfonic acid
- metal p-styrenesulfonate
- 2-methacryloyloxyethylsulfonic acids
- metal 2-methacryloyloxethylsulfonates
- 3-methacryloyloxy-2-hydroxypropylsulfonic acids
- metal 3-methacryloyloxy-2-hydroxypropylsulfonates
- 2-acrylamido-2-methylpropanesulfonic acids
- metal 2-acrylamido-2-methylpropanesulfonates
- allylsulfonic acid
- metal allylsulfonate and the like.

One particularly useful emulsion stabilizing component includes crosslinked polyacrylates, such as carbomers and Pemulen® materials. Pemulen® is a registered trademark of B.F. Goodrich for polymeric emulsifiers and are commercially available from B.F. Goodrich Company, Specialty Polymers & Chemicals Division, Cleveland, Ohio. Pemulen® materials include acrylate/C10-30 alkyl acrylate cross-polymers, or high molecular weight co-polymers of acrylic acid and a long chain alkyl methacrylate cross-linked with allyl ethers of pentaerythritol.

The presently useful polyanionic components may also be used to provide a suitable viscosity to the presently useful compositions. Thus, the polyanionic components may be use-



US 8,685,930 B2

11

ful in stabilizing the presently useful emulsions and in providing a suitable degree of viscosity to the presently useful compositions.

The polyelectrolyte or emulsion stabilizing component advantageously is present in an amount effective to at least assist in stabilizing the cyclosporin component-containing emulsion. For example, the polyelectrolyte/emulsion stabilizing component may be present in an amount in a range of about 0.01% by weight or less to about 1% by weight or more, preferably about 0.02% by weight to about 0.5% by weight, of the composition.

Any suitable tonicity component may be employed in accordance with the present invention. Preferably, such tonicity component is non-ionic, for example, in order to avoid interfering with the other components in the presently useful emulsions and to facilitate maintaining the stability of the emulsion prior to use. Useful tonicity agents include, without limitation, glycerine, mannitol, sorbitol and the like and mixtures thereof. The presently useful emulsions are preferably within the range of plus or minus about 20% or about 10% from being isotonic.

Ophthalmic demulcent components may be included in effective amounts in the presently useful compositions. For example, ophthalmic demulcent components such as carboxymethylcellulose, other cellulose polymers, dextran 70, gelatin, glycerine, polyethylene glycols (e.g., PEG 300 and PEG 400), polysorbate 80, propylene glycol, polyvinyl alcohol, povidone and the like and mixtures thereof, may be used in the present ophthalmic compositions, for example, compositions useful for treating dry eye.

The demulcent components are preferably present in the compositions, for example, in the form of eye drops, in an amount effective in enhancing the lubricity of the presently useful compositions. The amount of demulcent component in the present compositions may be in a range of at least about 0.01% or about 0.02% to about 0.5% or about 1.0% by weight of the composition.

Many of the presently useful polyelectrolyte/emulsion stabilizing components may also be effective as demulcent components, and vice versa. The emulsifier/surfactant components may also be effective as demulcent components and vice versa.

The pH of the emulsions can be adjusted in a conventional manner using sodium hydroxide and/or hydrochloric acid to a physiological pH level. The pH of the presently useful emulsions preferably is in the range of about 6 to about 10, more preferably about 7.0 to about 8.0 and still more preferably about 7.2 to about 7.6.

Although buffer components are not required in the presently useful compositions, suitable buffer components, for example, and without limitation, phosphates, citrates, acetates, borates and the like and mixtures thereof, may be employed to maintain a suitable pH in the presently useful compositions.

The presently useful compositions may include an effective amount of a preservative component. Any suitable preservative or combination of preservatives may be employed. Examples of suitable preservatives include, without limitation, benzalkonium chloride, methyl and ethyl parabens, hexetidine, phenyl mercuric salts and the like and mixtures thereof. The amounts of preservative components included in the present compositions are such to be effective in preserving the compositions and can vary based on the specific preservative component employed, the specific composition involved, the specific application involved, and the like factors. Preservative concentrations often are in the range of

12

about 0.00001% to about 0.05% or about 0.1% (w/v) of the composition, although other concentrations of certain preservatives may be employed.

Very useful examples of preservative components in the present invention include, but are not limited to, chlorite components. Specific examples of chlorite components useful as preservatives in accordance with the present invention include stabilized chlorine dioxide (SCD), metal chlorites such as alkali metal and alkaline earth metal chlorites, and the like and mixtures thereof. Technical grade (or USP grade) sodium chlorite is a very useful preservative component. The exact chemical composition of many chlorite components, for example, SCD, is not completely understood. The manufacture or production of certain chlorite components is described in McNicholas U.S. Pat. No. 3,278,447, which is incorporated in its entirety by reference herein. Specific examples of useful SCD products include that sold under the trademark Dura Klor by Rio Linda Chemical Company, Inc., and that sold under the trademark Anthium Dioxide® by International Dioxide, Inc. An especially useful SCD is a product sold under the trademark Bio-Cide® by Bio-Cide International, Inc., as well as a product identified by Allergan, Inc. by the trademark Purite®.

Other useful preservatives include antimicrobial peptides. Among the antimicrobial peptides which may be employed include, without limitation, defensins, peptides related to defensins, cecropins, peptides related to cecropins, magainins and peptides related to magainins and other amino acid polymers with antibacterial, antifungal and/or antiviral activities. Mixtures of antimicrobial peptides or mixtures of antimicrobial peptides with other preservatives are also included within the scope of the present invention.

The compositions of the present invention may include viscosity modifying agents or components, such as cellulose polymers, including hydroxypropyl methyl cellulose (HPMC), hydroxyethyl cellulose (HEC), ethyl hydroxyethyl cellulose, hydroxypropyl cellulose, methyl cellulose and carboxymethyl cellulose; carbomers (e.g. carbopol, and the like); polyvinyl alcohol; polyvinyl pyrrolidone; alginates; carrageenans; and guar, karaya, agarose, locust bean, tragacanth and xanthan gums. Such viscosity modifying components are employed, if at all, in an amount effective to provide a desired viscosity to the present compositions. The concentration of such viscosity modifiers will typically vary between about 0.01 to about 5% w/v of the total composition, although other concentrations of certain viscosity modifying components may be employed.

The presently useful compositions may be produced using conventional and well known methods useful in producing ophthalmic products including oil-in-water emulsions.

In one example, the oily phase of the emulsion can be combined with the cyclosporin component to solubilize the cyclosporin component in the oily material phase. The oily phase and the water may be separately heated to an appropriate temperature. This temperature may be the same in both cases, generally a few degrees to about 10° C. above the melting temperature of the ingredient(s) having the highest melting point in the case of a solid or semi-solid oily phase for emulsifier components in the oily phase. Where the oily phase is a liquid at room temperature, a suitable temperature for preparation of a composition may be determined by routine experimentation in which the melting point of the ingredients aside from the oily phase is determined. In cases where all components of either the oily phase or the water phase are soluble at room temperature, no heating may be necessary. Non-emulsifying agents which are water soluble are dis-



US 8,685,930 B2

13

solved in the water and oil soluble components including the surfactant components are dissolved in the oily phase.

To create an oil-in-water emulsion, the final oil phase is gently mixed into either an intermediate, preferably de-ionized water, phase or into the final water phase to create a suitable dispersion and the product is allowed to cool with or without stirring. In the case where the final oil phase is first gently mixed into an intermediate water phase, the resulting emulsion concentrate is thereafter mixed in the appropriate ratio with the final aqueous phase. In such cases, the emulsion concentrate and the final aqueous phase may not be at the same temperature or heated above room temperature, as the emulsion may be already formed at this point.

The oil-in-water emulsions of the present invention can be sterilized after preparation using heat, for example, autoclave steam sterilization or can be sterile filtered using, for example, a 0.22 micron sterile filter. Sterilization employing a sterilization filter can be used when the emulsion droplet (or globule or particle) size and characteristics allows this. The droplet size distribution of the emulsion need not be entirely below the particle size cutoff of the 0.22 micron sterile filtration membrane to be sterile-filtratable. In cases wherein the droplet size distribution of the emulsion is above the particle size cutoff of the 0.22 micron sterile filtration membrane, the emulsion needs to be able to deform or change while passing through the filtration membrane and then reform after passing through. This property is easily determined by routine testing of emulsion droplet size distributions and percent of total oil in the compositions before and after filtration. Alternatively, a loss of a small amount of larger droplet sized material may be acceptable.

The present oil-in-water emulsions preferably are thermodynamically stable, much like microemulsions, and yet may not be isotropic transparent compositions as are microemulsions. The emulsions of the present invention advantageously have a shelf life exceeding one year at room temperature.

The following non-limiting examples illustrate certain aspects of the present invention.

#### Example 1

Two compositions are selected for testing. These compositions are produced in accordance with well known techniques and have the following make-ups:

|  | Composition I<br>wt % | Composition II<br>wt % |
|--|-----------------------|------------------------|
| Cyclosporin                                    | 0.1                   | 0.05                   |
| Castor Oil                                     | 1.25                  | 1.25                   |
| Polysorbate 80                                 | 1.00                  | 1.00                   |
| Premulen ®                                     | 0.05                  | 0.05                   |
| Glycerine                                      | 2.20                  | 2.20                   |
| Sodium hydroxide                               | qs                    | qs                     |
| Purified Water                                 | qs                    | qs                     |
| pH   | 7.2-7.6               | 7.2-7.6                |
| Weight Ratio of Cyclosporin<br>A to Castor Oil | 0.08                  | 0.04                   |

These compositions are employed in a Phase 3, double-masked, randomized, parallel group study for the treatment of dry eye disease.

The results of this study indicate that Composition II, in accordance with the present invention, which has a reduced concentration of cyclosporin A and a cyclosporin A to castor oil ratio of less than 0.08, provides overall efficacy in treating dry eye disease substantially equal to that of Composition I.

14

This is surprising for a number of reasons. For example, the reduced concentration of cyclosporin A in Composition II would have been expected to result in reduced overall efficacy in treating dry eye disease. Also, the large amount of castor oil relative to the amount of cyclosporin A in Composition II might have been expected to cause increased eye irritation relative to Composition I. However, both Composition I and Composition II are found to be substantially non-irritating in use.

Using relatively increased amounts of castor oil, with reduced amounts of cyclosporin component, as in Composition II, is believed to take advantage of the benefits, for example the ocular lubrication benefits, of castor oil, as well as the presence of ricinoleic acid in the castor oil, to at least assist in treating dry eye syndrome in combination with cyclosporin A.

In addition, it is found that the high concentration of castor oil relative to cyclosporin component, as in Composition II, provides the advantage of more quickly or rapidly (for example, relative to a composition which includes only 50% as much castor oil) breaking down or resolving the emulsion in the eye, for example, as measured by split-lamp techniques to monitor the composition in the eye for phase separation. Such rapid break down of the emulsion in the eye reduces vision distortion as the result of the presence of the emulsion in the eye, as well as facilitating the therapeutic effectiveness of the composition in treating dry eye disease.

Using reduced amounts of cyclosporin A, as in Composition II, to achieve therapeutic effectiveness mitigates even further against undesirable side effects and potential drug interactions. Prescribing physicians can provide (prescribe) Composition II to more patients and/or with fewer restrictions and/or with reduced risk of the occurrence of adverse events, e.g., side effects, drug interactions and the like, relative to providing Composition I.

While this invention has been described with respect to various specific examples and embodiments, it is to be understood that the invention is not limited thereto and that it can be variously practiced within the scope of the following claims.

What is claimed is:

1. A topical ophthalmic emulsion for treating an eye of a human having keratoconjunctivitis sicca, wherein the topical ophthalmic emulsion comprises cyclosporin A in an amount of about 0.05% by weight, polysorbate 80, acrylate/C10-30 alkyl acrylate cross-polymer, water, and castor oil in an amount of about 1.25% by weight; and

wherein the topical ophthalmic emulsion is therapeutically effective in treating keratoconjunctivitis sicca.

2. The topical ophthalmic emulsion of claim 1, wherein the topical ophthalmic emulsion further comprises a tonicity agent or a demulcent component.

3. The topical ophthalmic emulsion of claim 2, wherein the tonicity agent or the demulcent component is glycerine.

4. The topical ophthalmic emulsion of claim 1, wherein the topical ophthalmic emulsion further comprises a buffer.

5. The topical ophthalmic emulsion of claim 4, wherein the buffer is sodium hydroxide.

6. The topical ophthalmic emulsion of claim 1, wherein the topical ophthalmic emulsion further comprises glycerine and a buffer.

7. The topical ophthalmic emulsion of claim 1, wherein the topical ophthalmic emulsion comprises polysorbate 80 in an amount of about 1.0% by weight.

8. The topical ophthalmic emulsion of claim 1, wherein the topical ophthalmic emulsion comprises acrylate/C10-30 alkyl acrylate cross-polymer in an amount of about 0.05% by weight.



US 8,685,930 B2

15

9. The topical ophthalmic emulsion of claim 1, wherein the topical ophthalmic emulsion further comprises glycerine in an amount of about 2.2% by weight and a buffer.

10. The topical ophthalmic emulsion of claim 9, wherein the buffer is sodium hydroxide.

11. The topical ophthalmic emulsion of claim 1, wherein, when the topical ophthalmic emulsion is administered to an eye of a human in an effective amount in treating keratoconjunctivitis sicca, the blood of the human has substantially no detectable concentration of cyclosporin A.

12. The topical ophthalmic emulsion of claim 6, wherein the topical ophthalmic emulsion has a pH in the range of about 7.2 to about 7.6.

13. A topical ophthalmic emulsion for treating an eye of a human having dry eye, wherein the topical ophthalmic emulsion comprises cyclosporin A in an amount of about 0.05% by weight, polysorbate 80, acrylate/C10-30 alkyl acrylate cross-polymer, water, and castor oil in an amount of about 1.25% by weight; and

wherein the topical ophthalmic emulsion is therapeutically effective in treating dry eye.

14. The topical ophthalmic emulsion of claim 13, wherein the topical ophthalmic emulsion further comprises a tonicity agent or a demulcent component.

15. The topical ophthalmic emulsion of claim 14, wherein the tonicity agent or the demulcent component is glycerine.

16. The topical ophthalmic emulsion of claim 13, wherein the topical ophthalmic emulsion further comprises a buffer.

17. The topical ophthalmic emulsion of claim 16, wherein the buffer is sodium hydroxide.

18. The topical ophthalmic emulsion of claim 13, wherein the topical ophthalmic emulsion further comprises glycerine and a buffer.

19. The topical ophthalmic emulsion of claim 13, wherein the topical ophthalmic emulsion comprises polysorbate 80 in an amount of about 1.0% by weight.

20. The topical ophthalmic emulsion of claim 13, wherein the topical ophthalmic emulsion comprises acrylate/C10-30 alkyl acrylate cross-polymer in an amount of about 0.05% by weight.

21. The topical ophthalmic emulsion of claim 13, wherein the topical ophthalmic emulsion further comprises glycerine in an amount of about 2.2% by weight and a buffer.

22. The topical ophthalmic emulsion of claim 21, wherein the buffer is sodium hydroxide.

23. The topical ophthalmic emulsion of claim 13, wherein, when the topical ophthalmic emulsion is administered to an eye of a human in an effective amount in treating dry eye, the blood of the human has substantially no detectable concentration of cyclosporin A.

16

24. The topical ophthalmic emulsion of claim 18, wherein the topical ophthalmic emulsion has a pH in the range of about 7.2 to about 7.6.

25. A topical ophthalmic emulsion for increasing tear production in an eye of a human having keratoconjunctivitis sicca, wherein the topical ophthalmic emulsion comprises cyclosporin A in an amount of about 0.05% by weight, polysorbate 80, acrylate/C10-30 alkyl acrylate cross-polymer, water, and castor oil in an amount of about 1.25% by weight; and

wherein the topical ophthalmic emulsion is therapeutically effective in increasing tear production in the eye of the human having keratoconjunctivitis sicca.

26. The topical ophthalmic emulsion of claim 25, wherein the topical ophthalmic emulsion further comprises a tonicity agent or a demulcent component.

27. The topical ophthalmic emulsion of claim 26, wherein the tonicity agent or the demulcent component is glycerine.

28. The topical ophthalmic emulsion of claim 25, wherein the topical ophthalmic emulsion further comprises a buffer.

29. The topical ophthalmic emulsion of claim 28, wherein the buffer is sodium hydroxide.

30. The topical ophthalmic emulsion of claim 25, wherein the topical ophthalmic emulsion further comprises glycerine and a buffer.

31. The topical ophthalmic emulsion of claim 25, wherein the topical ophthalmic emulsion comprises polysorbate 80 in an amount of about 1.0% by weight.

32. The topical ophthalmic emulsion of claim 25, wherein the topical ophthalmic emulsion comprises acrylate/C10-30 alkyl acrylate cross-polymer in an amount of about 0.05% by weight.

33. The topical ophthalmic emulsion of claim 25, wherein the topical ophthalmic emulsion further comprises glycerine in an amount of about 2.2% by weight and a buffer.

34. The topical ophthalmic emulsion of claim 33, wherein the buffer is sodium hydroxide.

35. The topical ophthalmic emulsion of claim 25, wherein, when the topical ophthalmic emulsion is administered to an eye of a human in an effective amount in increasing tear production in the eye of the human having keratoconjunctivitis sicca, the blood of the human has substantially no detectable concentration of cyclosporin A.

36. The topical ophthalmic emulsion of claim 30, wherein the topical ophthalmic emulsion has a pH in the range of about 7.2 to about 7.6.

\* \* \* \* \*