

IN THE UNITED STATES PATENT AND TRADEMARK OFFICE

Commissioner for Patents
P.O. Box 1450
Alexandria, VA 22313-1450

Atty. Dkt.: PTB-4398-1328
Date: March 15, 2013

Attached for filing is the **UTILITY** patent application of:
Inventor: D'SOUZA et al.
Entitled: CUSHION TO FRAME ASSEMBLY MECHANISM
including the attachments as noted below:

Application and Signed Documents

133 pages of Specification, Claims and Abstract (including 20 numbered claims)

99 sheets of Drawing(s) (Figures 1 - 107)

☒ Declaration ☐ Combined Declaration and Assignment (submitted via EPAS)

☐ Newly executed; ☒ A copy from a prior application (37 CFR 1.63(d))

☐ Assignment and Recordation Form Cover Sheet (paper filing) ☐ Assignment (submitted via EPAS)

☒ Power of Attorney ☐ 37 CFR 3.73(b) or 37 CFR 3.73(c) Statement ☒ General Power of Attorney Transmittal Letter

☒ Application Data Sheet

☐ English Translation

Priority Claim (Domestic and/or Foreign) (must be included in Application Data Sheet)

☒ Provisional/Nonprovisional Application(s) are identified in attached Application Data Sheet

☒ Continuation/Division/Continuation-In-Part parent application(s) are identified in attached Application Data Sheet

☒ PCT and foreign applications are identified in attached Application Data Sheet

☒ Incorporation by Reference statement is in the specification or Preliminary Amendment

☐ Copy the incorporation by reference from the specification or Preliminary Amendment and insert text here:

Certified Copy/Copies

☐ Certified copy(ies) of foreign application(s) attached

☐ Certified copy(ies) filed on in prior Application No. filed

☐ Interim copy(ies) of priority document(s) (effective March 16, 2013)

☐ Request to Retrieve Electronic Priority Application(s) (for a non-EPO priority doc that is of record in an EPO application or a non-JPO priority document that is of record in a JPO application)

Prior U.S. Application(s)

☐ Request under 37 CFR 1.48(a) to delete inventor(s) named in prior application

☐ Petition filed in prior application to extend its life to insure co-pendency of parent application

Preliminary Amendment

☒ Preliminary Amendment (Please enter the attached Preliminary Amendment prior to calculation of claims fees.)

Information Disclosure Statement

☒ Information Disclosure Statement (IDS) and Form(s) PTO/SB/08 ☒ Copies of non-US patent references attached

☐ IDS listing the references cited in the parent application(s)

Other Documents

☐ Non-Publication Request

☐ Nucleotide and/or Amino Acid Sequence Submission ☐ Computer Readable Form (CRF)/☐ Specification Sequence Listing on ☐ CD-ROM or CD-R (2 copies) or ☐ Paper/☐ Statements verifying identity of above copies

☐ Authorization to Permit Access to Search Results by the European Patent Office (EPO) (Form PTO/SB/69)

☐ Other (itemize each attachment):

Small Entity

☐ Applicant claims "small entity" status ☐ "Small entity" statement(s) attached

Fee Calculation

FILING FEE IS BASED ON CLAIMS AS FILED LESS ANY HEREWITH CANCELED

Utility Basic Filing Fee		\$390 (1011)	\$	390.00
		\$0.00 (2011)	\$	(4011)
Utility Search Fee		\$620 (1111)/\$0.00 (2111)	\$	620.00
Utility Examination Fee		\$250 (1311)/\$0.00 (2311)	\$	250.00
Utility Application Size Fee (\$) for each <u>additional</u> 50 pages that exceeds 100 pages):				
<u>Paper filing</u> : Total pages: 0-100 = 0		\$0.00 (1081)/	\$	0.00 (2081)
Surcharge for Paper Filing	\$ (1090)/	\$0.00 (2090)		
<u>E-filing</u> :				
Total pages: 133 *.75 = 99.75-100 = -.25/50	=	0	\$0.00(1081)/	\$0.00 (2081)
Total effective claims 20 - 20 (at least 20) =	0 x \$	=	\$0.00 (1202)/\$0.00 (2202)	\$
Independent claims 3 - 3 (at least 3) =	0 x \$	=	\$0.00 (1201)/\$0.00 (2201)	\$
If any proper multiple dependent claims now added for first time, add \$	(1203)/\$0.00 (2203) (ignore improper)			\$
Assignment Recording Fee		\$ (8021)	\$	
Prepayment of Surcharge for Late Declaration	\$ (1051)/\$0.00 (2051)		\$	
		TOTAL FEE	\$	1260.00

☒ CREDIT CARD OR DEPOSIT ACCOUNT PAYMENT (CREDIT CARD FORM ATTACHED IF PAPER FILING).

Extension of Time

Any future submission requiring an extension of time is hereby stated to include a petition for such time extension.

Deposit Account Authorization

The Commissioner is hereby authorized to charge any deficiency, or credit any overpayment, in the fee(s) filed, or asserted to be filed, or which should have been filed herewith (or with any paper hereafter filed in this application by this firm) to Deposit Account No. 14-1140. However, **authorization is NOT given hereby to charge any extra claims fees or multiple dependent claims fees.**

Correspondence Address:

Customer Number:

23117

Telephone: (703) 816-4000

Facsimile: (703) 816-4100

PTB:SDJ/klh

NIXON & VANDERHYE P.C.

By Attorney: Paul T. Bowen, Reg. No. 38,009

Signature: /Paul T. Bowen/

Application Data Sheet 37 CFR 1.76		Attorney Docket Number	PTB-4398-1328
		Application Number	13/unassigned Continuation of 11/989,137
		PTO Conf. No.	TBA
Title of invention	CUSHION TO FRAME ASSEMBLY MECHANISM		
<p>The application data sheet is part of the provisional or nonprovisional application for which it is being submitted. The following form contains the bibliographic data arranged in a format specified by the United States Patent and Trademark Office as outlined in 37 CFR 1.76. This document may be completed electronically and submitted to the Office in electronic format using the Electronic Filing System (EFS) or the document may be printed and included in a paper filed application.</p>			

Secrecy Order 37 CFR 5.2

☐ Portions or all of the application associated with this Application Data Sheet may fall under a Secrecy Order pursuant to 37 CFR 5.2 (Paper filers only. Applications that fall under Secrecy Order may not be filed electronically.)

Inventor Information:

Inventor 1					
Legal Name					
Prefix	Given Name	Middle Name	Family Name	Suffix	
	Errol	Savio Alex	D'SOUZA		
Residence Information (Select One)		<input type="checkbox"/> US Residency <input checked="" type="checkbox"/> Non US Residency <input type="checkbox"/> Active US Military Service			
City	Hornsby Heights	State/Province	New South Wales	Country of Residence	AU
Mailing Address of Inventor:					
Address 1	c/o ResMed Limited				
Address 2	1 Elizabeth Macarthur Drive				
City	Bella Vista	State/Province	New South Wales		
Postal code	2153	Country	AU		
Inventor 2					
Legal Name					
Prefix	Given Name	Middle Name	Family Name	Suffix	
	Aaron	Samuel	DAVIDSON		
Residence Information (Select One)		<input type="checkbox"/> US Residency <input checked="" type="checkbox"/> Non US Residency <input type="checkbox"/> Active US Military Service			
City	Mona Vale	State/Province	New South Wales	Country of Residence	AU
Mailing Address of Inventor:					
Address 1	c/o ResMed Limited				
Address 2	1 Elizabeth Macarthur Drive				
City	Bella Vista	State/Province	New South Wales		
Postal code	2153	Country	AU		
Inventor 3					
Legal Name					
Prefix	Given Name	Middle Name	Family Name	Suffix	
	Matthew		EVES		
Residence Information (Select One)		<input type="checkbox"/> US Residency <input checked="" type="checkbox"/> Non US Residency <input type="checkbox"/> Active US Military Service			
City	Manly Vale	State/Province	New South Wales	Country of Residence	AU
Mailing Address of Inventor:					
Address 1	c/o ResMed Limited				
Address 2	1 Elizabeth Macarthur Drive				
City	Bella Vista	State/Province	New South Wales		
Postal code	2153	Country	AU		

Application Data Sheet 37 CFR 1.76		Attorney Docket Number	PTB-4398-1328
		Application Number	13/unassigned Continuation of 11/989,137
Title of invention	CUSHION TO FRAME ASSEMBLY MECHANISM		

Inventor 4				
Legal Name				
Prefix	Given Name	Middle Name	Family Name	Suffix
	Robin	Garth	HITCHCOK	
Residence Information (Select One)		<input type="checkbox"/> US Residency <input checked="" type="checkbox"/> Non US Residency <input type="checkbox"/> Active US Military Service		
City	Normanhurst	State/Province	New South Wales	Country of Residence AU
Mailing Address of Inventor:				
Address 1	c/o ResMed Limited			
Address 2	1 Elizabeth Macarthur Drive			
City	Bella Vista	State/Province	New South Wales	
Postal code	2153	Country	AU	

Correspondence Information:

Enter either Customer Number or complete the Correspondence Information section below.
For further information see 37 CFR 1.33(a).

Customer Number	23117		
E-mail Address			
OR			
<input type="checkbox"/> An Address is being provided for the correspondence Information of this application.			
Name 1		Name 2	
Address 1			
Address 2			
City		State/Province	
Country		Postal Code	
Phone Number		Fax Number	
E-mail Address			

Application Data Sheet 37 CFR 1.76		Attorney Docket Number	PTB-4398-1328
		Application Number	13/unassigned Continuation of 11/989,137
Title of invention	CUSHION TO FRAME ASSEMBLY MECHANISM		

Application Information:

Title of the invention	CUSHION TO FRAME ASSEMBLY MECHANISM		
Attorney Docket Number	PTB-4398-1328	Small Entity Status Claimed <input type="checkbox"/>	
Application Type	Nonprovisional		
Subject Matter	Utility		
Suggested Class (if any)		Sub Class (if any)	
Suggested Technology Center (if any)			
Total Number of Drawing Sheets (if any)	99	Suggested Figure for Publication (if any)	

Application Data Sheet 37 CFR 1.76		Attorney Docket Number	PTB-4398-1328
		Application Number	13/unassigned Continuation of 11/989,137
Title of invention	CUSHION TO FRAME ASSEMBLY MECHANISM		

Publication Information:

<input type="checkbox"/>	Request Early Publication (Fee required at time of Request 37 CFR 1.219)
<input type="checkbox"/>	Request Not to Publish. I hereby request that the attached application not be published under 35 U.S. C. 122(b) and certify that the invention disclosed in the attached application has not and will not be the subject of an application filed in another country, or under a multilateral international agreement, that requires publication at eighteen months after filing.

Representative Information:

Representative information should be provided for all practitioners having a power of attorney in the application. Providing this information in the Application Data Sheet does not constitute a power of attorney in the application (see 37 CFR 1.32). Enter either Customer Number or complete the Representative Name section below. If both sections are completed the Customer Number will be used for the Representative Information during processing.			
Please Select One:	<input checked="" type="checkbox"/> Customer Number	<input type="checkbox"/> US Patent Practitioner	<input type="checkbox"/> Limited Recognition (37 CFR 11.9)
Customer Number	23117		

Domestic Benefit/National Stage Information:

This section allows for the applicant to either claim benefit under 35 U.S.C. 119(e), 120, 121, or 365(c) or indicate National Stage entry from a PCT application. Providing this information in the application data sheet constitutes the specific reference required by 35 U.S.C. 119(e) or 120, and 37 C.F.R. § 1.78(a)(2) or CFR 1.78(a)(4), and need not otherwise be made part of the specification.			
Prior Application Status	Pending		
Application Number	Continuity Type	Prior Application Number	Filing Date (YYYY-MM-DD)
	Continuation Of	11/989,137, now USPN: 8,397,728	2008/01/22
which is a	371 of international of	PCT/AU2006/000035	2006/01/12
which is a	Nonprovisional of	60/726,265	2005/10/14
and	nonprovisional of	60/734,746	2005/11/09

Foreign Priority Information:

This section allows for the applicant to claim benefit of foreign priority and to identify any prior foreign application for which priority is not claimed. Providing this information in the application data sheet constitutes the claim for priority as required by 35 U.S.C. 119(b) and 37 CFR 1.55(a).			
Application Number	Country	Parent Filing Date (YYYY-MM-DD)	Priority Claimed
			<input type="checkbox"/> Yes <input type="checkbox"/> No
			<input type="checkbox"/> Yes <input type="checkbox"/> No

Application Data Sheet 37 CFR 1.76		Attorney Docket Number	PTB-4398-1328
		Application Number	13/unassigned Continuation of 11/989,137
Title of invention	CUSHION TO FRAME ASSEMBLY MECHANISM		

Authorization to Permit Access:

<input type="checkbox"/> Authorization to Permit Access to the Instant Application by the Participating Offices If checked, the undersigned hereby grants the USPTO authority to provide the European Patent Office (EPO), the Japan Patent Office (JPO), the Korean Intellectual Property Office (KIPO), the World Intellectual Property Office (WIPO), and any other intellectual property offices in which a foreign application claiming priority to the instant patent application is filed access to the instant patent application. See 37 CFR 1.14(c) and (h). This box should not be checked if the applicant does not wish the EPO, JPO, KIPO, WIPO, or other intellectual property office in which a foreign application claiming priority to the instant patent application is filed to have access to the instant patent application. In accordance with 37 CFR 1.14(h)(3), access will be provided to a copy of the instant patent application with respect to: 1) the instant patent application-as-filed; 2) any foreign application to which the instant patent application claims priority under 35 U.S.C. 119(a)-(d) if a copy of the foreign application that satisfies the certified copy requirement of 37 CFR 1.55 has been filed in the instant patent application; and 3) any U.S. application-as-filed from which benefit is sought in the instant patent application. In accordance with 37 CFR 1.14(c), access may be provided to information concerning the date of filing this Authorization.
--

Applicant Information:

Providing this information in the application data sheet does not substitute for compliance with any requirement of part 3 of Title 37 of the CFR to have an assignment recorded in the Office.			
Applicant 1			
<u>If the applicant is the inventor (or the remaining joint inventor or inventors under 37 CFR 1.45), this section should not be completed.</u> The information to be provided in this section is the name and address of the legal representative who is the applicant under 37 CFR 1.43; or the name and address of the assignee, person to whom the inventor is under an obligation to assign the invention, or person who otherwise shows sufficient proprietary interest in the matter who is the applicant under 37 CFR 1.46. If the applicant is an applicant under 37 CFR 1.46 (assignee, person to whom the inventor is obligated to assign, or person who otherwise shows sufficient proprietary interest) together with one or more joint inventors, then the joint inventor or inventors who are also the applicant should be identified in this section.			
<input checked="" type="checkbox"/> Assignee		<input type="checkbox"/> Legal Representative under 35 USC 117	
<input type="checkbox"/> Person to whom the inventor is obligated to assign.		<input type="checkbox"/> Person who shows sufficient proprietary interest	
If applicant is the legal representative, indicate the authority to file the patent application, the inventor is:			
Name of the Deceased or legally Incapacitated Inventor: <input type="text"/>			
If the Assignee is an Organization check here. <input checked="" type="checkbox"/>			
Organization Name		ResMed Limited	
Mailing Address Information:			
Address 1		1 Elizabeth Macarthur Drive	
Address 2			
City	Bella Vista	State/Province	New South Wales
Country	AU	Postal Code	2153
Phone Number		Fax Number	
E-mail Address			

Application Data Sheet 37 CFR 1.76		Attorney Docket Number	PTB-4398-1328
		Application Number	13/unassigned Continuation of 11/989,137
Title of invention	CUSHION TO FRAME ASSEMBLY MECHANISM		

Non-Applicant Assignee Information:

Providing assignment information in this section does not substitute for compliance with any requirement of part 3 of Title 37 of CFR to have an assignment recorded by the Office.			
Assignee 1			
Complete this section only if non-applicant assignee information is desired to be included on the patent application publication in accordance with 37 CFR 1.215(b). Do not include in this section an applicant under 37 CFR 1.46 (assignee, person to whom the inventor is obligated to assign, or person who otherwise shows sufficient proprietary interest), as the patent application publication will include the name of the applicant(s)			
If the Assignee is an Organization check here. <input type="checkbox"/>			
Organization Name			
Mailing Address Information:			
Address 1			
Address 2			
City		State/Province	
Country		Postal Code	
Phone Number		Fax Number	
E-mail Address			

SIGNATURE:

A signature of the applicant or representative is required in accordance with 37 CFR 1.33 and 10.18. Please see 37 CFR 1.4(d) for the form of the signature.			
Signature	/Paul T. Bowen/	Date (YYYY-MM-DD)	2013-03-15
Name	Paul T. Bowen	Registration Number	38,009

IN THE UNITED STATES PATENT AND TRADEMARK OFFICE

In re Patent Application of

D'SOUZA et al.

Atty. Ref.: PTB-4398-1328; Confirmation No. TBA

Appl. No.:

Art Unit: TBA

Continuation of 11/989,137

Filed: Herewith

Examiner: TBA

For: CUSHION TO FRAME ASSEMBLY MECHANISM

* * * * *

March 15, 2013

Commissioner for Patents
P.O. Box 1450
Alexandria, VA 22313-1450

Sir:

PRELIMINARY AMENDMENT

In order to place the above-identified application in better condition for examination,
please amend the application as follows:

D'SOUZA et al.
Continuation of 11/989,137
March 15, 2013

AMENDMENTS TO THE ABSTRACT:

Please insert the Abstract of the Disclosure submitted herewith on a separate sheet:

D'SOUZA et al.
Continuation of 11/989,137
March 15, 2013

AMENDMENTS TO THE SPECIFICATION:

Please replace paragraph [0001] as follows:

This application is a continuation of U.S. Patent Application No. 11/989,137, filed January 22, 2008, allowed, which is the U.S. national phase of International Application No. PCT/AU2006/000035, filed January 12, 2006, which claims the benefit of U.S. Provisional Application Nos. 60/726,265, filed October 14, 2005, and 60/734,746, filed November 9, 2005, each of which is incorporated herein by reference in its entirety.

AMENDMENTS TO THE CLAIMS:

This listing of claims will replace all prior versions, and listings, of claims in the application:

Claims 1-29 (Cancelled).

Claim 30 (Original) A full-face mask assembly, comprising:
a frame;
a cushion provided to the frame, the cushion adapted to form a seal around the patent's nose and mouth; and
a skeleton frame to maintain the cushion to the frame, the skeleton frame including at least one of an upper support member adapted to support a forehead support, lower headgear clip receptacles adapted to be engaged with clips provided to straps of a headgear assembly, and an annular elbow connection seal adapted to engage an inlet conduit.

Claim 31 (Original) A full-face mask assembly according to claim 30, wherein frame and cushion are integrally molded in one-piece to provide a cushion/frame sub-assembly.

Claim 32 (Original) A full-face mask assembly according to claim 30, wherein the frame and cushion are formed separately from one another and then interlocked to provide a cushion/frame sub-assembly.

Claim 33 (Currently Amended) A full-face mask assembly according to ~~claims 30-32~~ claim 30 wherein the skeleton frame includes elongated frame members that interlock with respective protrusions provided to the cushion/frame sub-assembly.

Claim 34 (Currently Amended) A full-face mask assembly according to ~~claims 30-33~~ claim 30, wherein the skeleton frame includes tabs that are received within respective slots provided to the cushion/frame sub-assembly.

Claims 35-38 (Cancelled)

D'SOUZA et al.
Continuation of 11/989,137
March 15, 2013

REMARKS

Upon entry of this amendment, claims 30-34 are pending in this application. By this amendment, claims 1-29 and 35-38 have been cancelled and claims 33 and 34 are amended to remove multiple dependencies. The specification has been amended to include cross-reference to the parent, the priority applications and to add an Abstract.

Prompt and favorable consideration is earnestly solicited.

Respectfully submitted,

NIXON & VANDERHYE P.C.

By: /Paul T. Bowen/
Paul T. Bowen
Reg. No. 38,009

PTB:SDJ/klh
901 North Glebe Road, 11th Floor
Arlington, VA 22203-1808
Telephone: (703) 816-4000
Facsimile: (703) 816-4100

ABSTRACT OF THE DISCLOSURE

A full-face mask assembly includes a frame, a cushion provided to the frame, the cushion adapted to form a seal around the patient's nose and mouth and a skeleton frame to maintain the cushion to the frame, the skeleton frame including at least one of an upper support member adapted to support a forehead support, lower headgear clip receptacles adapted to be engaged with clips provided to straps of a headgear assembly, and an annular elbow connection seal adapted to engage an inlet conduit.

CUSHION TO FRAME ASSEMBLY MECHANISM

CROSS-REFERENCE TO APPLICATIONS

[0001] This application claims the benefit of U.S. Provisional Application Nos. 60/726,265, filed October 14, 2005, and 60/734,746, filed November 9, 2005, each of which is incorporated herein by reference in its entirety.

FIELD OF THE INVENTION

[0002] The present invention relates to a method and apparatus for assembling a patient interface for use in treatment of sleep disordered breathing (SDB) such as obstructive sleep apnea (OSA). In particular, the present invention relates to a method and apparatus for securing a face-contacting portion of a patient interface, such as a cushion, to a frame or shell of the patient interface.

BACKGROUND OF THE INVENTION

[0003] Patient interfaces, such as a mask assembly, for use with blowers and flow generators in the treatment of sleep disordered breathing (SDB) typically include a soft-patient contacting portion, such as a cushion, and a rigid shell or frame. In use, the patient interface is held in a sealing position by headgear so as to enable a supply of air at positive pressure to be delivered to the patient's airways. When the cushion and frame are manufactured from different materials, they need to be held together in some way. It is also generally desirable that the patient interface be cleanable, for example, allowing a person to wash a mask between uses. While some semi-permanent assembly methods are available, they generally leave small gaps and crevices that can accumulate dirt and be difficult to clean. Hence, it is generally desirable that the frame and cushion include a mechanism that enables both assembly and disassembly. It is also desirable that there be a seal between the frame and cushion to reduce or eliminate leaks from the assembly in use. Since many patients lack dexterity, a good design is simple and easy to use for patients.

[0004] A number of cushion to frame assembly mechanisms are known. For example, see U.S. Patent Nos. 6,412,487 to Gunaratnam, et al. and 6,823,869 to Raje et al. Also see ResMed's MIRAGE®, ULTRA MIRAGE®, ACTIVA®, and VISTA® masks.

[0005] A problem with existing assembly mechanisms includes difficulty with alignment and assembly, e.g., both putting the cushion onto the frame and putting the cushion clip into the sub-assembly. Another problem with existing assembly mechanisms includes difficulty with adhesive, e.g., gluing, that does not allow disassembly for cleaning. Yet another problem with existing assembly mechanisms includes overmolded parts that can still have points of ingress that cannot be easily cleaned, e.g., see Respironics' ComfortCurve mask. Still another problem with existing assembly mechanisms includes interference methods that can be difficult to use on large frames, e.g. full-face mask, and can have misalignment issues.

[0006] Thus, there is a need for an improved assembly mechanism that does not suffer from at least one of the above-mentioned drawbacks.

SUMMARY OF THE INVENTION

[0007] One aspect of the invention relates to a cushion to frame assembly mechanism structured to facilitate assembly and provide a compliant seal between the cushion and the frame.

[0008] Another aspect of the invention relates to a cushion to frame assembly mechanism that includes an angled lip or flap provided to the cushion interior wall that forms a seal against the frame.

[0009] Another aspect of the invention relates to a cushion to frame assembly mechanism that is integrated with the frame mating geometry.

[0010] Another aspect of the invention relates to a cushion to frame assembly mechanism that includes an overall wedge, taper, or angle in the slot of the frame that receives the cushion.

[0011] Another aspect of the invention relates to a cushion to frame assembly mechanism that includes a cushion clip.

[0012] Another aspect of the invention relates to a full-face mask assembly including a frame and a cushion provided to the frame. The cushion is adapted to form a seal around

the patient's nose and mouth. A flexible lip is provided to an interior wall of the cushion. The flexible lip is adapted to engage the frame to provide a seal in use.

[0013] Another aspect of the invention relates to a full-face mask assembly including a frame and a cushion provided to the frame. The cushion is adapted to form a seal around the patient's nose and mouth. The frame includes a retaining recess that is adapted to receive a retaining portion provided to the cushion. The retaining recess has an angled configuration with respect to the frame.

[0014] Another aspect of the invention relates to a full-face mask assembly including a frame, a cushion provided to the frame, and a clip to maintain the cushion to the frame. The cushion is adapted to form a seal around the patient's nose and mouth.

[0015] Another aspect of the invention relates to a full-face mask assembly including a frame, a cushion provided to the frame, and a skeleton frame to maintain the cushion to the frame. The cushion is adapted to form a seal around the patient's nose and mouth. The skeleton frame includes at least one of an upper support member adapted to support a forehead support, lower headgear clip receptacles adapted to be engaged with clips provided to straps of a headgear assembly, and an annular elbow connection seal adapted to engage an inlet conduit.

[0016] Yet another aspect of the invention relates to a full-face mask assembly including a frame and a cushion provided to the frame. The cushion is adapted to form a seal around the patient's nose and mouth. The cushion includes hooks or tabs integrally formed therewith that are adapted to interlock with locking features integrally formed with the frame.

[0017] Yet another aspect of the invention relates to a full-face mask assembly including a frame and a cushion provided to the frame. The cushion is adapted to form a seal around the patient's nose and mouth. The frame includes outer and inner walls that define a retaining recess adapted to receive therein a retaining portion provided to the cushion. The retaining portion includes a flexible lip to engage the inner wall and provide a seal in use. The retaining portion includes a space behind the flexible lip to provide the flexible lip with a range of movement.

[0018] Other aspects, features, and advantages of this invention will become apparent from the following detailed description when taken in conjunction with the accompanying

drawings, which are a part of this disclosure and which illustrate, by way of example, principles of this invention.

BRIEF DESCRIPTION OF THE DRAWINGS

[0019] The accompanying drawings facilitate an understanding of the various embodiments of this invention. In such drawings:

[0020] Fig. 1 is a top perspective view of a mask assembly including a cushion to frame assembly mechanism according to an embodiment of the present invention, the mask assembly in a pre-assembled condition;

[0021] Fig. 2 is a top perspective view of the mask assembly shown in Fig. 1, the mask assembly in an assembled condition;

[0022] Fig. 2B is a cross-sectional view through line 2B-2B in Fig. 2;

[0023] Fig. 3 is a top perspective view of a mask assembly including a cushion to frame assembly mechanism according to another embodiment of the present invention, the mask assembly in a pre-assembled condition;

[0024] Fig. 4 is a top perspective view of the mask assembly shown in Fig. 3, the mask assembly in an assembled condition;

[0025] Fig. 5 is a top perspective view of a mask assembly including a cushion to frame assembly mechanism according to another embodiment of the present invention, the mask assembly in a pre-assembled condition;

[0026] Fig. 6 is a top perspective view of a mask assembly including a cushion to frame assembly mechanism according to another embodiment of the present invention, the mask assembly in a pre-assembled condition;

[0027] Fig. 7 is a top perspective view of the mask assembly shown in Fig. 6, the mask assembly in a partial assembled condition;

[0028] Fig. 8 is a top perspective view of the mask assembly shown in Fig. 6, the mask assembly in an assembled condition;

[0029] Fig. 9 is a side perspective view of a mask assembly including a cushion to frame assembly mechanism according to another embodiment of the present invention, the mask assembly in an assembled condition;

[0030] Fig. 10 is a top perspective view of a mask assembly including a cushion to frame assembly mechanism according to another embodiment of the present invention, the mask assembly in a pre-assembled condition;

[0031] Fig. 11 is a top perspective view of the mask assembly shown in Fig. 10, the mask assembly in an assembled condition;

[0032] Fig. 12 is a side perspective view of a mask assembly including a cushion to frame assembly mechanism according to another embodiment of the present invention, the mask assembly in a pre-assembled condition;

[0033] Fig. 13 is a side perspective view of the mask assembly shown in Fig. 12, the mask assembly in an assembled condition;

[0034] Fig. 14 is a top perspective view of a mask assembly including a cushion to frame assembly mechanism according to another embodiment of the present invention, the mask assembly in a pre-assembled condition;

[0035] Fig. 15 is a top perspective view of the mask assembly shown in Fig. 14, the mask assembly in a first partial assembled condition;

[0036] Fig. 16 is a top perspective view of the mask assembly shown in Fig. 14, the mask assembly in a second partial assembled condition;

[0037] Fig. 17 is a top perspective view of the mask assembly shown in Fig. 14, the mask assembly in an assembled condition;

[0038] Fig. 18 is a top perspective view of a mask assembly including a cushion to frame assembly mechanism according to another embodiment of the present invention, the mask assembly in a pre-assembled condition;

[0039] Fig. 19 is a top perspective view of the mask assembly shown in Fig. 18, the mask assembly in a partial assembled condition;

[0040] Fig. 20 is a top perspective view of the mask assembly shown in Fig. 18, the mask assembly in an assembled condition;

[0041] Fig. 21 is a top perspective view of a cushion according to another embodiment of the present invention;

[0042] Fig. 22 is a top perspective view of a cushion including a cushion to frame assembly mechanism according to another embodiment of the present invention;

[0043] Fig. 23 is a cross-sectional view of the cushion shown in Fig. 22;

[0044] Fig. 24 is a cross-sectional view of the cushion shown in Fig. 22 engaged with a mask frame according to an embodiment of the present invention;

[0045] Figs. 25-26 are cross-sectional views illustrating a cushion clip to maintain the engagement between the frame and the cushion shown in Fig. 24;

[0046] Fig. 27 is a perspective view of a mask frame according to another embodiment of the present invention;

[0047] Fig. 28 is a cross-sectional view of the frame shown in Fig. 27 engaged with a mask cushion according to an embodiment of the present invention;

[0048] Figs. 29-32 are cross-sectional views illustrating a cushion to frame assembly mechanism according to another embodiment of the present invention;

[0049] Figs. 33-34 are cross-sectional views illustrating a bottom assembling frame clip to maintain the engagement between the frame and the cushion shown in Figs. 29-32;

[0050] Figs. 35-39 illustrate a top assembling frame clip to maintain the engagement between the frame and the cushion shown in Figs. 29-32;

[0051] Fig. 40 illustrates a mask frame according to another embodiment of the present invention, the mask frame adapted for use with the cushion shown in Figs. 29-32;

[0052] Figs. 41-44 illustrate a cushion to frame assembly mechanism according to yet another embodiment of the present invention;

[0053] Figs. 45-46 illustrate a cushion to frame assembly mechanism according to another embodiment of the present invention;

[0054] Figs. 47-49 illustrate a cushion to frame assembly mechanism according to another embodiment of the present invention;

[0055] Figs. 50-51 illustrate alternative frame clip designs;

[0056] Fig. 52 is a top perspective view of a mask assembly including a cushion to frame assembly mechanism according to another embodiment of the present invention, the mask assembly in a pre-assembled condition;

[0057] Fig. 53 is a top perspective view of the mask assembly shown in Fig. 52, the mask assembly in a partial assembled condition;

[0058] Fig. 54 is a top perspective view of the mask assembly shown in Fig. 52, the mask assembly in an assembled condition;

[0059] Fig. 55 is a cross-sectional view of the mask assembly shown in Fig. 52;

[0060] Fig. 56 is a top view of the mask assembly shown in Fig. 52;

[0061] Figs. 57-61 are various views of the frame of the mask assembly shown in Fig. 52 and showing exemplary dimensions of an embodiment;

[0062] Figs. 62-66 are various views of the cushion of the mask assembly shown in Fig. 52 and showing exemplary dimensions of an embodiment;

[0063] Figs. 67-71 are various views of the cushion clip of the mask assembly shown in Fig. 52 and showing exemplary dimensions of an embodiment;

[0064] Fig. 72 is a top perspective view of a mask assembly including a cushion to frame assembly mechanism according to another embodiment of the present invention, the mask assembly in a pre-assembled condition;

[0065] Fig. 73 is a top perspective view of the mask assembly shown in Fig. 72, the mask assembly in a partial assembled condition;

[0066] Fig. 74 is a top perspective view of the mask assembly shown in Fig. 72, the mask assembly in an assembled condition;

[0067] Fig. 75 is a cross-sectional view of the mask assembly shown in Fig. 72;

[0068] Fig. 76 is a top view of the mask assembly shown in Fig. 72;

[0069] Figs. 77-81 are various views of the frame of the mask assembly shown in Fig. 72 and showing exemplary dimensions of an embodiment;

[0070] Figs. 82-86 are various views of the cushion of the mask assembly shown in Fig. 72 and showing exemplary dimensions of an embodiment;

[0071] Figs. 87-91 are various views of the frame clip of the mask assembly shown in Fig. 72 and showing exemplary dimensions of an embodiment;

[0072] Fig. 92 is an exploded top perspective view of a mask assembly including a cushion to frame assembly mechanism according to another embodiment of the present invention, the mask assembly being in a pre-assembled condition;

[0073] Fig. 93 is a top perspective view of the mask assembly shown in Fig. 92, the mask assembly being in a partial assembled condition;

[0074] Fig. 94 is a top perspective view of the mask assembly shown in Fig. 92, the mask assembly being in an assembled condition;

[0075] Fig. 95 are cross-sectional views of the assembled mask assembly shown in Fig. 94;

[0076] Fig. 96 is a cross-sectional view of the cushion of the mask assembly shown in Fig. 92;

[0077] Figs. 97-105 are various views of the cushion clip of the mask assembly shown in Fig. 92 and showing exemplary dimensions of an embodiment; and

[0078] Figs. 106-107 are cross-sectional views at top and bottom portions of a mask assembly according to another embodiment of the present invention.

DETAILED DESCRIPTION OF ILLUSTRATED EMBODIMENTS

[0079] The following includes descriptions of mask assemblies including cushion to frame assembly mechanisms according to several illustrated embodiments of the present invention. In each of the illustrated embodiments, the mask assembly includes a cushion that is adapted to be removably connected to a frame via a cushion to frame assembly mechanism.

[0080] The cushion to frame assembly mechanism provides an interface between the cushion and frame to facilitate assembly and disassembly. In addition, the cushion to frame assembly mechanism may be structured to provide a compliant seal between the cushion and frame and reduce or eliminate the risk of leakage.

[0081] In the illustrated embodiment, the cushion and frame form a part of a full-face mask. Specifically, the cushion provides a seal around the patient's nose and mouth to enable the delivery of breathable gas to the patient's nose and mouth. However, aspects of the present invention may be applicable to other breathing arrangements, e.g., a nasal mask, a mouth mask, etc. Also, each illustrated embodiment includes features that may be used with and/or in the other illustrated embodiments, as would be apparent to those of ordinary skill in the art.

1. First Embodiment of Cushion to Frame Assembly Mechanism

[0082] Figs. 1 2, and 2B illustrate a mask assembly 10 including a cushion to frame assembly mechanism according to an embodiment of the present invention. In the illustrated embodiment, the cushion to frame assembly mechanism includes a slide-on frame clip 12 that is adapted to removably connect the frame 14 to the cushion 16.

[0083] Specifically, the frame 14 includes a main body that provides an opening 18 for communicating with an inlet conduit. At least a portion of the frame perimeter includes

spaced apart upper and lower retaining wall portions 20, 22. The cushion 16 (only half being shown) includes a cushion wall 24 and a face-contacting portion 26, e.g., membrane. The cushion wall 24 includes a central opening with upper and lower walls 21, 23 that define an inner edge 28 (see Fig. 2B). As shown in Fig. 1, the frame 14 is received within the central opening of the cushion 16 so that the inner edge 28 of the cushion 16 is received between the upper and lower retaining wall portions 20, 22 of the frame 14. This partially secures the cushion 16 to the frame 14 to provide a cushion/frame sub-assembly 30. A slide-on frame clip 12 is engaged with the sub-assembly 30 to maintain engagement between the frame 14 and cushion 16.

[0084] As illustrated, the frame clip 12 has a U-shaped configuration that provides upper and lower retaining wall portions 32, 34. The frame clip 12 is slid onto the sub-assembly 30 such that the upper and lower retaining wall portions 32, 34 straddle the upper wall portion 20 of the frame 14. In addition, the lower wall portion 34 of the frame clip 12 sandwiches the U-shaped recess formed by the upper and lower walls 21, 23 of the inner edge 28 of the cushion 16 against the corresponding U-shaped configuration formed by the upper wall portion 20 and lower wall portion 22 of the frame 14 (see Fig. 2B). This arrangement provides a compressive force into the cushion 16 (in the direction of the arrow shown in Fig. 2B). Further, as shown in Fig. 2, the frame clip 12 provides support wings 36 that support the cushion wall 24 in use.

[0085] In an embodiment, the frame 14 and frame clip 12 may be constructed of polycarbonate and the cushion 16 may be constructed of liquid silicone rubber (LSR). However, other suitable materials may be used.

[0086] In an embodiment, the frame 14 could potentially be over-molded with cushion 16, thereby negating the need for frame clip 12.

2. Second Embodiment of Cushion to Frame Assembly Mechanism

[0087] Figs. 3 and 4 illustrate a mask assembly 210 including a cushion to frame assembly mechanism according to another embodiment of the present invention. In the illustrated embodiment, the cushion to frame assembly mechanism includes a skeleton frame 212 that is adapted to removably interlock with a cushion/frame sub-assembly 230.

[0088] Specifically, a frame and a cushion are integrally molded in one-piece to provide a cushion/frame sub-assembly 230. In an embodiment, the cushion/frame sub-assembly 230 may be constructed of liquid silicone rubber (LSR). However, other suitable materials may be used.

[0089] The cushion/frame sub-assembly 230 includes an upper wall 220 that provides an opening 218 for communicating with an inlet conduit. An annular wall 240 surrounds the opening 218. A side wall 224 extends from the upper wall 220 and leads to a face contacting portion 226. In an embodiment, the face contacting portion 226 has a double wall construction, e.g., membrane and underlying support cushion. The side wall 224 includes elongated protrusions 242 that extend around the perimeter of the cushion/frame sub-assembly 230. In the illustrated embodiment, the side wall 224 includes three spaced apart elongated protrusions 242 (only two being visible). However, the side wall 224 may include one continuous protrusion, or any suitable number of spaced apart protrusions.

[0090] The skeleton frame 212 includes an upper support member 244 adapted to support a forehead support, lower headgear clip receptacles 246 adapted to be engaged with clips provided to straps of a headgear assembly (not shown), and an annular elbow connection seal 248 adapted to engage an inlet conduit, e.g., elbow. The upper support member 244 and clip receptacles 246 are interconnected via elongated frame members 250. In the illustrated embodiment, the skeleton frame 212 is formed of plastic and has an integral one-piece construction.

[0091] As shown in Fig. 4, the skeleton frame 212 is engaged with the cushion/frame sub-assembly 230 such that the annular elbow connection seal 248 interlocks with the annular wall 240 of the cushion/frame sub-assembly 230, the upper support member 244 interlocks or is frictionally engaged with a top portion 231 of the cushion/frame sub-assembly 230, and the elongated frame members 250 interlock with respective protrusions 242 provided around the perimeter of the cushion/frame sub-assembly 230. The skeleton frame 212 adds rigidity to the cushion/frame sub-assembly 230 and provides attachment points for a forehead support, a headgear assembly, and an inlet conduit.

[0092] Fig. 5 illustrates a mask assembly 310 including a cushion to frame assembly mechanism according to another embodiment of the present invention. Similar to the above embodiment, the cushion to frame assembly mechanism includes a skeleton frame 312 that is

adapted to removably interlock with a one-piece integrally molded cushion/frame sub-assembly 330.

[0093] As illustrated, each side wall 324 of the cushion/frame sub-assembly 330 includes a protrusion 341 and an elongated extension 342 that provides a slot 343. The skeleton frame 312 includes elongated frame members 350 that each include a tab 351. The skeleton frame 312 is engaged with the cushion/frame sub-assembly 330 such that the tabs 351 are received within respective slots 343 of the cushion/frame sub-assembly 330, and the elongated frame members 350 interlock with respective protrusions 341 provided on the perimeter of the cushion/frame sub-assembly 330. When interlocked, the tabs 351 provide support to the face contacting portion 326, e.g., membrane and underlying support cushion, of the cushion 316.

[0094] Also, the skeleton frame 312 and/or cushion/frame sub-assembly 330 is designed such that the tool core is along a single line of draw (indicated by the arrow).

[0095] In an embodiment, the cushion/frame sub-assembly 230, 330 could potentially be over-molded with the skeleton frame 212, 312.

3. Third Embodiment of Cushion to Frame Assembly Mechanism

[0096] Figs. 6-8 illustrate a mask assembly 410 including a cushion to frame assembly mechanism according to another embodiment of the present invention. In the illustrated embodiment, the cushion to frame assembly mechanism includes a skeleton frame 412 that is adapted to removably interlock with a cushion/frame sub-assembly 430.

[0097] Specifically, a frame 414 and a cushion 416 are formed separately from one another and then interlocked to provide a cushion/frame sub-assembly 430. As shown in Fig. 6, the cushion 416 includes a side wall 424 and a face contacting portion 426 extending from the side wall 424. In an embodiment, the face contacting portion 426 has a double wall construction, e.g., membrane and underlying support cushion. Also, in an embodiment, the cushion 416 is constructed of liquid silicone rubber (LSR). However, other suitable materials may be used.

[0098] The frame 414 includes an upper wall that provides an opening 418 for communicating with an inlet conduit. An annular wall 440 surrounds the opening 418. A side wall 420 extends from the upper wall and includes elongated protrusions 442 that extend

around the perimeter thereof. In the illustrated embodiment, the side wall 420 includes three spaced apart elongated protrusions 442 (only two being visible). However, the side wall 420 may include one continuous protrusion, or any suitable number of spaced apart protrusions. In an embodiment, the frame 414 is constructed of polycarbonate.

[0099] As shown in Fig. 7, the cushion 416 is interlocked with the frame 414 to provide the cushion/frame sub-assembly 430. The cushion 416 may be interlocked with the frame 414 in any suitable manner, e.g., mechanical interlock, etc.

[00100] As best shown in Figs. 6 and 7, the skeleton frame 412 includes an upper support member 444 adapted to support a forehead support, lower headgear clip receptacles 446 adapted to be engaged with clips provided to straps of a headgear assembly (not shown), and an annular elbow connection seal 448 adapted to engage an inlet conduit, e.g., elbow. The upper support member 444 and clip receptacles 446 are interconnected via elongated frame members 450. In the illustrated embodiment, the skeleton frame 412 is formed of plastic and has an integral one-piece construction.

[00101] As shown in Fig. 8, the skeleton frame 412 is engaged with the cushion/frame sub-assembly 430 such that the annular elbow connection seal 448 interlocks with the annular wall 440 of the cushion/frame sub-assembly 430, the upper support member 444 interlocks with a top portion 431 of the cushion/frame sub-assembly 430, and the elongated frame members 450 interlock with respective protrusions 442 provided around the perimeter of the cushion/frame sub-assembly 430. The skeleton frame 412 adds rigidity to the cushion/frame sub-assembly 430 and provides attachment points for a forehead support, a headgear assembly, and an inlet conduit.

[00102] Fig. 9 illustrates a mask assembly 510 including a cushion to frame assembly mechanism according to another embodiment of the present invention. Similar to the above embodiment, the cushion to frame assembly mechanism includes a skeleton frame 512 that is adapted to removably interlock with a separately formed and interlocked cushion/frame sub-assembly 530.

[00103] The skeleton frame 512 is interlocked with the cushion/frame sub-assembly 530 via snap-fit clips 552. As illustrated, when the skeleton frame 512 is interlocked with the cushion/frame sub-assembly 530, the elongated frame members 550 of the skeleton frame

512 trap the cushion 516 to the frame 514. That is, the skeleton frame 512 and the frame side wall 520 sandwich the cushion side wall 524 to secure the cushion 516 to the frame 514.

[00104] In an embodiment, the frame 414 could potentially be over-molded with the cushion 416. Also, the cushion/frame sub-assembly 430, 530 could potentially be over-molded with the skeleton frame 412, 512.

4. Fourth Embodiment of Cushion to Frame Assembly Mechanism

[00105] Figs. 10-11 illustrate a mask assembly 610 including a cushion to frame assembly mechanism according to another embodiment of the present invention. In the illustrated embodiment, the cushion to frame assembly mechanism includes a cushion 616 with integrally molded hooks 652 that are adapted to removably interlock and/or engage with features molded onto the frame 614.

[00106] As shown in Fig. 10, the cushion 616 includes a side wall 624 and a face contacting portion 626 extending from the side wall 624. In an embodiment, the face contacting portion 626 has a double wall construction, e.g., membrane and underlying support cushion. Also, in an embodiment, the cushion 626 is constructed of liquid silicone rubber (LSR). However, other suitable materials may be used. As illustrated, interlocking members in the form of hooks 652 protrude from the side walls 624. In the illustrated embodiment, four hooks 652 are provided. However, the cushion 616 may include any suitable number of hooks 652.

[00107] The frame 614 includes an upper support member 644 adapted to support a forehead support, lower headgear clip receptacles 646 adapted to be engaged with clips provided to straps of a headgear assembly (not shown), and an annular elbow connection seal 648 adapted to engage an inlet conduit, e.g., elbow. Also, the frame side wall 620 includes a series of recesses 621 around the perimeter thereof. In the illustrated embodiment, the side wall 620 includes the same number of recesses 621 as hooks 652 on the cushion 616, e.g., four. In an embodiment, the frame 614 is molded in one-piece with polycarbonate and the recesses 651 are integrally molded into the frame 614.

[00108] As shown in Fig. 11, the cushion 616 is engaged with the frame 614 such that the hooks 652 interlock with respective recesses 621 provided around the perimeter of the frame 614, e.g., with a friction fit. In an embodiment, each recess 621 may provide a

projection adapted to extend through a respective hook 652 to facilitate attachment of the cushion 616. Further, the cushion 616 includes an additional projection 656 that engages with an additional recess 657 provided on the frame 614. The additional projection 656/recess 657 may facilitate alignment and/or interlocking engagement between the cushion 616 and the frame 614.

[00109] Figs. 12 and 13 illustrate a mask assembly 710 including a cushion to frame assembly mechanism according to another embodiment of the present invention. Similar to the above embodiment, the cushion to frame assembly mechanism includes a cushion 716 with integrally molded tabs 752 that are adapted to removably interlock with locking features molded onto the frame 714.

[00110] As illustrated, each side wall 724 of the cushion 716 includes a protruding tab 752 that defines an opening 753. In addition, each side wall 724 includes a first locking member 760 that extends along the length thereof. The frame 714 includes a protrusion 754 on opposite side walls 720 thereof. In addition, the side walls 720 each include a second locking member 762 that extends along the length thereof.

[00111] As shown in Fig. 13, the cushion 716 is engaged with the frame 714 such that the tabs 752 interlock with respective protrusions 754 provided on the frame 714. Specifically, the tabs 752 are pulled over respective protrusions 754 until the protrusions 754 protrude through respective openings 753 in the tabs 752. In addition, the first locking member 760 interlocks with the second locking member 762 to further secure the cushion 716 to the frame 714 and provide a seal. As illustrated, the first locking member 760 includes an elongated resiliently flexible lip 770 is adapted to engage the lower edge of the frame 714. The lip 770 is resiliently flexible so that it provides a pressure assisted seal in use.

[00112] In an embodiment, the frame 614 could potentially be over-molded with the cushion 616, thereby negating the need for frame recesses 621 and respective cushion hooks 652. Also, the frame 714 could potentially be over-molded with the cushion 716, thereby negating the need for frame protrusions 754 and respective cushion protruding tabs 752.

5. Fifth Embodiment of Cushion to Frame Assembly Mechanism

[00113] Figs. 14-17 illustrate a mask assembly 810 including a cushion to frame assembly mechanism according to another embodiment of the present invention. In the

illustrated embodiment, the cushion to frame assembly mechanism includes a frame clip 812 and fold-over clips 852 that are adapted to removably connect the frame 814 to the cushion 816.

[00114] As shown in Fig. 14, the cushion 816 includes a side wall 824 and a face contacting portion 826 extending from the side wall 824. In an embodiment, the face contacting portion 826 has a double wall construction, e.g., membrane and underlying support cushion. Also, in an embodiment, the cushion 816 is constructed of liquid silicone rubber (LSR). However, other suitable materials may be used. As illustrated, a flange 828 protrudes outwardly from the side wall 824 around the perimeter thereof. A recess 829 is provided in a portion of the flange 828.

[00115] The frame 814 includes an upper support member 844 adapted to support a forehead support, lower headgear clip receptacles 846 (Fig. 16) adapted to be engaged with clips provided to straps of a headgear assembly (not shown), and an annular elbow connection seal 848 adapted to engage an inlet conduit, e.g., elbow. Also, the frame side wall 820 includes a flange 840 around a portion of the perimeter thereof. A recess 842 is provided in a portion of the flange 840. Further, latching features 843, e.g., two recessed portions, are provided on the flange 840. In an embodiment, the frame 814 is molded in one-piece with polycarbonate and the latching features 843 are integrally molded into the frame 814.

[00116] The frame clip 812, e.g., molded of plastic, has a hoop-like configuration that generally corresponds in shape to the cushion 816 and frame 814, e.g., generally triangular. A projection 856 is provided in a portion of the frame clip 812.

[00117] Fold-over clips 852, e.g., molded of plastic, are provided to interconnect the frame clip 812, cushion 816, and frame 814. The fold-over clips 852 may be molded separately from the frame clip 812 and then assembled thereto. Alternatively, the fold-over clips 852 may be integrally molded onto the frame clip 812. As illustrated, two fold-over clips 852 are provided. However, other suitable numbers of fold-over clips may be used, e.g., more than two, to interconnect the frame clip 812, cushion 816, and frame 814.

[00118] As shown in Fig. 15, the frame clip 812 is engaged with the cushion 816 so that it extends around the cushion perimeter and abuts the flange 828. In addition, the projection 856 of the frame clip 812 extends through the recess 829 to facilitate alignment. Further, the fold-over clips 852 (if formed separately from the frame clip 812) each include a

first latching end 853 (see Fig. 14) that is adapted to engage the frame clip 812 at a position that will align with a respective latching feature 843 of the frame 814.

[00119] As shown in Fig. 16, the frame 814 is engaged with the cushion 816/frame clip 812/fold-over clip 852 sub-assembly such that the projection 856 of the frame clip 812 extends through the recess 842 in the frame 814. Then, the fold-over clips 852 are folded over so that they engage or latch onto respective latching features 843 provided on the frame 814. Fig. 17 illustrates the assembled mask assembly 810.

[00120] In the illustrated embodiment, the frame clip 812 is assembled from the bottom, e.g., cushion side, and the fold-over clips 852 latch onto latching features 843 molded onto the frame 814. In another embodiment, the frame clip 812 may be assembled from the top, e.g., frame side, and the fold-over clips 852 may latch onto latching features molded onto the cushion 816.

[00121] As described above, the cushion 816 may include a resiliently flexible lip that is adapted to engage the frame 814 to provide a pressure assisted seal in use.

[00122] In an embodiment, the frame clip 812 may be over-molded with the cushion 816. In another embodiment, the fold-over clips 852 may be integrally molded with the frame 814 (inverse configuration from that shown, i.e., the fold-over clips 852 would latch onto the cushion 816).

6. Sixth Embodiment of Cushion to Frame Assembly Mechanism

[00123] Figs. 18-20 illustrate a mask assembly 910 including a cushion to frame assembly mechanism according to another embodiment of the present invention. In the illustrated embodiment, the cushion to frame assembly mechanism includes a cushion clip 912 that is adapted to removably connect the cushion 916 to the frame 914.

[00124] As shown in Fig. 18, the cushion 916 includes a side wall 924 and a face contacting portion 926 extending from the side wall 924. In an embodiment, the face contacting portion 926 has a double wall construction, e.g., membrane and underlying support cushion. Also, in an embodiment, the cushion 916 is constructed of liquid silicone rubber (LSR). However, other suitable materials may be used. As illustrated, a flange 928 protrudes inwardly from the side wall 924 around the perimeter thereof.

[00125] The frame 914 includes an upper support member 944 adapted to support a forehead support, lower headgear clip receptacles 946 adapted to be engaged with clips provided to straps of a headgear assembly (not shown), and an annular elbow connection seal 948 adapted to engage an inlet conduit, e.g., elbow. Also, the top wall of the frame 914 includes a plurality of slots 942 therethrough, e.g., three slots. In an embodiment, the frame 914 is molded in one-piece with polycarbonate, e.g., clear polycarbonate.

[00126] The cushion clip 912, e.g., molded of plastic, has a hoop-like configuration that generally corresponds in shape to the cushion 916 and frame 914, e.g., generally triangular. One or more flange portions 950 are provided around the perimeter of the cushion clip 912. Also, the cushion clip 912 includes a plurality of clip portions 952. As illustrated, the cushion clip 912 includes the same number of clip portions 952 as slots 942 on the frame 914, e.g., three clip portions.

[00127] As shown in Fig. 19, the cushion clip 912 is first assembled or interlocked with the cushion 916 to provide a cushion clip/cushion sub-assembly 980. Specifically, the cushion 916 is assembled around the cushion clip 912 by engaging the flange portions 950 of the cushion clip 912 with the flange 928 of the cushion 916. The cushion clip/cushion sub-assembly 980 is engaged with the frame 914 by inserting the clip portions 952 of the cushion clip 912 into respective slots 942 of the frame 914. The clip portions 952 are adapted to engage respective slots 942 with a snap-fit. Fig. 20 illustrates the assembled mask assembly 910 with the cushion clip/cushion sub-assembly 980 retained at three perimeter points on the frame 914.

[00128] As described above, the cushion 916 may include a resiliently flexible lip that is adapted to engage the frame 914 to provide a pressure assisted seal in use.

[00129] Also, as shown in Fig. 21, the cushion 916 may have tab features 966 on a cushion lip thereof to facilitate easier assembly of the cushion clip 912.

[00130] In an embodiment, the cushion clip 912 may be over-molded with the cushion 916.

7. Seventh Embodiment of Cushion to Frame Assembly Mechanism

[00131] Figs. 22-26 illustrate a mask assembly 1010 including a cushion to frame assembly mechanism according to another embodiment of the present invention. In the

illustrated embodiment, the cushion to frame assembly mechanism includes a pressure assisted lip seal design.

[00132] As best shown in Figs. 22-23, the cushion 1016 includes a side wall 1024, a face-contacting portion 1026, and a non-face-contacting portion 1027. In the illustrated embodiment, the face-contacting portion 1026 has a double wall construction, e.g., membrane and underlying support cushion. The non-face-contacting portion 1027 provides a frame connection. Specifically, the non-face-contacting portion 1027 includes inner and outer 1032, 1034 that define a retaining recess 1036 around the perimeter of the cushion 1016. In addition, the non-face-contacting portion 1027 provides an elongated resiliently flexible lip 1070 that is adapted to engage the frame 1014 to provide a pressure assisted seal in use. As shown in Fig. 22, the lip 1070 has a non-planar trajectory or configuration. In an embodiment, the lip 1070 has a length of 4-12 mm, preferably 8 mm, and a width of 0.25-1.25, preferably 0.75 mm. However, other dimensions are possible depending on application. Also, in an embodiment, the cushion 1016 is constructed of liquid silicone rubber (LSR). However, other suitable materials may be used.

[00133] As shown in Figs. 24-26, the frame 1014 includes an annular elbow connection seal 1048 adapted to engage an inlet conduit, e.g., elbow. Also, the frame 1014 provides a cushion connection including an outer wall 1020 and an inner wall 1022 that extend around the perimeter of the frame 1014. In an embodiment, the frame 1014 is molded in one-piece with polycarbonate.

[00134] As shown in Fig. 24, the cushion 1016 is engaged with the frame 1014 to provide a cushion/frame sub-assembly 1030. Specifically, the outer wall 1020 of the frame 1014 is inserted into the retaining recess 1036 of the cushion 1016, e.g., with a friction fit. In addition, the lip 1070 of the cushion 1016 resiliently engages the inner wall 1022 of the frame 1014 to provide a seal in use.

[00135] As shown in Figs. 25 and 26, a cushion clip 1012, e.g., molded of plastic, is provided to maintain engagement between the frame 1014 and the cushion 1016. As illustrated, the cushion clip 1012 includes a first retaining portion 1060 that provides a shoulder for engaging the frame 1014 and a second retaining portion 1062 that provides a shoulder for engaging the cushion 1016. Thus, the cushion clip 1012 sandwiches the frame 1014 and the cushion 1016 to maintain their engagement.

[00136] In an embodiment, the frame clip 1012 may be over-molded with the cushion 1016. In another embodiment, the frame 1014 may be over-molded with the cushion 1016, thereby negating the need for the frame clip 1012.

[00137] Figs. 27 and 28 illustrate a cushion to frame assembly mechanism according to another embodiment of the present invention. As illustrated, the frame 1114 provides a cushion connection including a side wall 1120 and an upper wall 1132 and a lower wall 1134 that extend around the perimeter of the side wall 1120. In the illustrated embodiment, the upper and lower walls 1132, 1134 are inclined such that the walls 1120, 1132, 1134 define a generally k-shaped cross-sectional configuration.

[00138] As shown in Fig. 28, the non-face-contacting portion 1127 of the cushion 1116 includes a retaining wall 1124 that is inclined towards the cushion interior. As illustrated, the end 1125 of the retaining wall 1124 has an angled or pointed configuration. In addition, the non-face-contacting portion 1127 provides an elongated resiliently flexible lip 1170.

[00139] The cushion 1116 is engaged with the frame 1114 by stretching the cushion 1116 over the frame perimeter such that the retaining wall 1124 engages within the retaining recess 1136 defined between the upper and lower walls 1132, 1134. As illustrated, the angled or pointed end 1125 of the retaining wall 1124 conforms to the incline defined by the upper and lower walls 1132, 1134. In addition, the lip 1170 of the cushion 1116 resiliently engages the inner end of the frame side wall 1120 to provide a seal in use. A cushion clip (not shown) may be provided, e.g., around the cushion perimeter, to maintain engagement between the frame 1114 and the cushion 1116.

[00140] In an embodiment, the frame 1114 could potentially be over-molded with the cushion 1116, thereby negating need for a cushion clip.

8. Eighth Embodiment of Cushion to Frame Assembly Mechanism

[00141] Figs. 29-32 illustrate a mask assembly 1210 including a cushion to frame assembly mechanism according to another embodiment of the present invention. In the illustrated embodiment, the cushion to frame assembly mechanism includes an integrated lip seal design.

[00142] As illustrated, the frame 1214 includes an annular elbow connection seal 1248 adapted to engage an inlet conduit, e.g., elbow. Also, the frame 1214 provides a cushion

connection including an outer wall 1220 and an inner wall 1222 that extend around the perimeter of the frame 1214. The outer and inner walls 1220, 1222 define a retaining recess 1236 therebetween. In an embodiment, the frame 1214 is molded in one-piece with polycarbonate.

[00143] The non-face-contacting portion 1227 of the cushion 1216 includes a retaining portion 1260. As illustrated, the end 1261 of the retaining portion 1260 has an angled or pointed configuration. In addition, the non-face-contacting portion 1227 provides a resiliently flexible lip 1270. A space 1271 is provided behind the lip 1270 to provide the lip 1270 with a range of movement in use.

[00144] As shown in Figs. 30 and 32, the frame 1214 is engaged with the cushion 1216 such that the retaining portion 1260 of the cushion 1216 engages within the retaining recess 1236 defined between the outer and inner walls 1220, 1222. As illustrated, the angled or pointed end 1261 of the retaining portion 1260 conforms to the incline defined by the outer and inner walls 1220, 1222. In addition, the lip 1270 of the cushion 1216 resiliently engages the inner wall 1222 of the frame 1214 to provide a seal in use. The lip 1270 may deflect inwardly into the space 1271, against resiliency thereof, to provide the seal. Also, as shown in Fig. 30, a pressure line 1276 may be incorporated into the flange perimeter of the frame 1214 and cushion 1216.

[00145] A frame clip may be provided to maintain engagement between the frame 1214 and the cushion 1216. The frame clip may be assembled from the bottom, e.g., cushion side, or the frame clip may be assembled from the top, e.g., frame side.

[00146] Figs. 33-34 illustrate a bottom assembling frame clip 1312. As illustrated, the frame clip 1312, e.g., molded of plastic, is assembled over the cushion 1216 and includes a first retaining portion 1375 that provides a shoulder for engaging the cushion flange 1254 and a plurality of second retaining portions 1377 that provide a shoulder for engaging the frame 1214. Thus, the frame clip 1312 sandwiches the frame 1214 and the cushion 1216 to maintain their engagement.

[00147] In an embodiment, the frame clip 1312 may be over-molded with the cushion 1216. In another embodiment, the frame 1214 may be over-molded with the cushion 1216, thereby negating the need for the frame clip 1312.

[00148] Figs. 35-39 illustrate a top assembling frame clip 1412. Similar to the above, the frame 1214 is engaged with the cushion 1216 such that the retaining portion 1260 of the cushion 1216 engages within the retaining recess 1236 defined between the outer and inner walls 1220, 1222 (see Figs. 35-36). Fig. 38 illustrates a portion of the cushion 1216 to show the retaining portion 1260, the lip 1270, and the face-contacting portion 1226 thereof. Fig. 38 also illustrates an undercut region 1266 in the cushion 1216 that defines the cushion flange 1254.

[00149] The frame clip 1412, e.g., molded of plastic, is assembled over the frame 1214 and includes a first retaining portion 1475 that provides a shoulder for engaging the frame 1214 and a plurality of second retaining portions 1477, e.g., three retaining portions, that provide a shoulder for engaging the cushion flange 1254, as shown in Figs. 36, 37, and 39. Thus, the frame clip 1412 sandwiches the frame 1214 and the cushion 1216 to maintain their engagement as best shown in Fig. 39.

[00150] In an embodiment, the frame 1214 could potentially be over-molded with the cushion 1216, thereby negating the need for the frame clip 1412.

[00151] In an alternative embodiment, as shown in Fig. 40, the inner wall 1222 of the frame 1214 may include a protrusion 1223 along the perimeter thereof. The protrusion 1223 provides interference with the cushion 1216 in use, thereby preventing inadvertent removal of the cushion 1216 from the frame 1214. Moreover, the protrusion 1223 may provide sufficient interference to avoid the need for a frame clip.

[00152] Figs. 41-44 illustrate another cushion to frame assembly mechanism including a cushion clip 1512 for use with a cushion 1516 having an integrated lip seal. As illustrated, the non-face-contacting portion 1527 of the cushion 1516 includes a retaining recess 1536 around the perimeter thereof that is adapted to engage the cushion clip 1512. Specifically, the cushion clip 1512, e.g., molded of plastic, includes one or more flange portions 1550 around the perimeter thereof that are engaged within the retaining recess 1536 of the cushion 1516 to provide a cushion clip/cushion sub-assembly 1580.

[00153] The cushion clip/cushion sub-assembly 1580 is then engaged with the frame 1514 by inserting the clip portions 1552, e.g., three clip portions, of the cushion clip 1512 into respective slots 1542 of the frame 1514. The clip portions 1552 are adapted to engage respective slots 1542 with a snap-fit. Fig. 44 illustrates the assembled mask assembly 1510

with the cushion clip/cushion sub-assembly 1580 retained on the frame 1514. As illustrated, the lip 1570 of the cushion 1516 resiliently engages the inner wall 1520 of the frame 1514 to provide a seal in use.

[00154] In an embodiment, the cushion clip 1512 could potentially be over-molded with the cushion 1516.

9. Ninth Embodiment of Cushion to Frame Assembly Mechanism

[00155] Figs. 45 and 46 illustrate a mask assembly 1610 including a cushion to frame assembly mechanism according to another embodiment of the present invention. In the illustrated embodiment, the cushion to frame assembly mechanism includes a slide-on two-part frame clip 1612 that is adapted to removably connect the cushion 1616 to the frame 1614.

[00156] As shown in Fig. 45, the cushion 1616 includes a side wall 1624 and a face contacting portion 1626 extending from the side wall 1624. In an embodiment, the face contacting portion 1626 may have a double wall construction, e.g., membrane and underlying support cushion. Also, in an embodiment, the cushion 1616 is constructed of liquid silicone rubber (LSR). However, other suitable materials may be used. As illustrated, a flange 1628 protrudes inwardly from the side wall 1624 around the perimeter thereof.

[00157] The frame 1614 includes an opening 1648 that is communicated with an inlet conduit. Also, the frame 1614 provides a flange 1620 that extends around the perimeter of the frame 1614. In an embodiment, the frame 1614 is molded in one-piece with polycarbonate.

[00158] The slide-on two-part frame clip 1612 includes a first part 1632 and a second part 1634 attachable to the first part 1632, e.g., with a snap-fit. The first part 1632 includes an upper support member 1644 adapted to support a forehead support and an annular elbow connection seal 1649 adapted to engage an inlet conduit, e.g., elbow. Also, the perimeter of the first part 1632 includes spaced apart upper and lower wall portions 1636, 1638. The second part 1634 includes lower headgear clip receptacles 1646 adapted to be engaged with clips provided to straps of a headgear assembly (not shown) and retaining members 1647 adapted to interlock with the first part 1632. Also, the perimeter of the second part 1634

includes spaced apart upper and lower wall portions (not shown). In an embodiment, the first and second parts 1632, 1634 of the frame clip 1612 are molded with polycarbonate.

[00159] The cushion 1616 is first engaged with the frame 1614 to provide a cushion/frame sub-assembly. Specifically, the side wall 1624 of the cushion 1616 is engaged with the side wall of the frame 1614, e.g., with a friction fit, such that the cushion flange 1628 engages against the frame flange 1620 (see Fig. 46).

[00160] Then, the first part 1632 of the frame clip 1612 is slid onto one side of the cushion/frame sub-assembly and the second part 1634 is slid onto the opposite side of the cushion/frame sub-assembly such that the upper and lower wall portions 1636, 1638 of the first and second parts 1632, 1634 sandwich the cushion flange 1628 and the frame flange 1620 therebetween (see Fig. 46). The first and second parts 1632, 1634 are slid towards one another until the retaining members 1647 of the second part 1634 interlock with the first part 1632, e.g., with a snap-fit. Thus, the first and second parts 1632, 1634 sandwich the frame 1614 and the cushion 1616 to maintain their engagement. The upper and lower wall portions 1636, 1638 of the first and second parts 1632, 1634 provide a compression seal in use.

[00161] Figs. 47-49 illustrate a mask assembly substantially similar to the mask assembly 1610 described above. Therefore, similar components are indicated with similar reference numerals. In contrast, the second part 1634 includes lower headgear cross-bars 1746 adapted to be engaged with straps of a headgear assembly (not shown). Also, an inner frame member provided between the cushion 1616 and frame clip 1612 is not shown.

[00162] In each embodiment, the cushion to frame assembly mechanism provides a flat or radial slide path.

[00163] In an embodiment, the frame 1614 and cushion 1616 may be integrally molded in one-piece, e.g., with LSR, to provide a one-piece cushion/frame sub-assembly.

[00164] Figs. 50-51 illustrate alternative frame clip designs. Fig. 50 illustrates an over-center clip 1812 having a plurality of hinged links 1813, e.g., three links, that can be pivoted to secure the clip 1812 in place. Fig. 51 illustrates a ratchet clip 1912 having arms 1913, 1915 that are pivotable about hinge point P. The arms 1913, 1915 have toothed end portions 1917, 1919 that interlock to secure the clip 1912 in place.

10. Tenth Embodiment of Cushion to Frame Assembly Mechanism

[00165] Figs. 52-71 illustrate a mask assembly 2010 including a cushion to frame assembly mechanism according to another embodiment of the present invention. In the illustrated embodiment, the cushion to frame assembly mechanism includes a cushion clip 2012 that is adapted to removably connect the cushion 2016 to the frame 2014.

[00166] As shown in Figs. 52-55 and 62-66, the cushion 2016 includes a face-contacting portion 2026 and a non-face-contacting portion 2027. In an embodiment, the face contacting portion 2026 has a double wall construction, e.g., membrane and underlying support cushion. Also, in an embodiment, the cushion 2016 is constructed of liquid silicone rubber (LSR). However, other suitable materials may be used. As illustrated, the non-face-contacting portion 2027 of the cushion 2016 includes a retaining recess 2036 around the perimeter thereof that is adapted to engage the cushion clip 2012.

[00167] As shown in Figs. 52-61, the frame 2014 includes an upper support member 2044 adapted to support a forehead support, lower headgear clip receptacles 2046 adapted to be engaged with clips provided to straps of a headgear assembly (not shown), and an annular elbow connection seal 2048 adapted to engage an inlet conduit, e.g., elbow. Also, the top wall of the frame 2014 includes a plurality of slots 2042 therethrough, e.g., three slots. In an embodiment, the frame 2014 is molded in one-piece with polycarbonate.

[00168] As shown in Figs. 52-56 and 67-71, the cushion clip 2012, e.g., molded of plastic, has a hoop-like configuration that generally corresponds in shape to the cushion 2016 and frame 2014, e.g., generally triangular. In addition, the cushion clip 2012 is contoured to match the contour of the frame 2014 and cushion 2016. One or more flange portions 2050 are provided around the perimeter of the cushion clip 2012. Also, the cushion clip 2012 includes a plurality of clip portions 2052. As illustrated, the cushion clip 2012 includes the same number of clip portions 2052 as slots 2042 on the frame 2014, e.g., three clip portions.

[00169] As shown in Fig. 53, the cushion clip 2012 is first assembled or interlocked with the cushion 2016 to provide a cushion clip/cushion sub-assembly 2080. Specifically, the cushion 2016 is assembled around the cushion clip 2012 by engaging the flange portions 2050 of the cushion clip 2012 within the retaining recess 2036 of the cushion 2016. The cushion clip/cushion sub-assembly 2080 is then engaged with the frame 2014 by inserting the clip portions 2052 of the cushion clip 2012 into respective slots 2042 of the frame 2014. The clip

portions 2052 are adapted to engage respective slots 2042 with a snap-fit. Fig. 54-56 illustrate the assembled mask assembly 2010 with the cushion clip/cushion sub-assembly 2080 retained at three perimeter points on the frame 2014.

[00170] As best shown in Figs. 52, 63B, 64, and 70, the cushion clip 2012 includes slots 2013 on opposing sides thereof, i.e., created by breaks in the flange portions 2050, that interlock or engage with respective solid sections 2037 provided in the retaining recess 2036 on opposing sides of the cushion 2016. The two solid sections 2037 assist with the correct orientation or alignment of the cushion clip 2012 onto the cushion 2016.

[00171] As best shown in Figs. 55 and 66, the cushion 2016 includes a resiliently flexible lip 2070 that resiliently engages the inner wall 2020 of the frame 2014 to provide a seal in use. Also, the cushion 2016 includes finger grips 2092 on a flange portion thereof to facilitate assembly (e.g., see Figs. 62, 65, and 66).

[00172] The clip portions 2052 of the cushion clip 2012 include contoured finger grips 2094 to facilitate assembly. As illustrated, the finger grips 2094 are relatively thick for ease of finding and use.

[00173] Figs. 92-105 illustrate a mask assembly substantially similar to the mask assembly 2010 described above. Therefore, similar components are indicated with similar reference numerals. In contrast, the cushion clip 2012 of Figs. 92-105 includes a continuous flange 2050 that extends or runs around the entire perimeter of the cushion clip 2012. Thus, the cushion clip 2012 of Figs. 92-105 does not include any slots along the flange 2050, and the two solid sections in the cushion retaining recess of the cushion shown in Figs. 52-71 may be removed. Removal of the interlocking feature, i.e., slot of clip interlocked with solid section of cushion, provides more support to the cushion 2016 to prevent leak between the cushion and the frame. The continuous flange 2050 of Figs. 92-105 also makes the cushion clip 2012 stiffer.

[00174] Figs. 55 and 95 illustrate the assembled cushion 2016, cushion clip 2012, and frame 2014 at top and bottom portions of the mask assembly. Figs. 106 and 107 illustrate an alternative embodiment at top and bottom portions of the mask assembly. For example, the top wall 2001 of the frame 2014 at top and bottom portions thereof may have a steeper angle or incline for styling or aesthetics purposes. Also, the exterior or outer surface 2017 of the cushion 2016 may be angled or inclined. The inclined outer surface 2017 varies the gap or

distance between the outer surface 2017 and the inner surface of the frame side wall 2003. This may facilitate reduction of the possible movement range between the cushion 2016 and the frame wall 2003, which in turn reduces system leakage under side loading.

[00175] In each of the embodiments, the cushion clip 2012 could potentially be over-molded with the cushion 2016.

11. Eleventh Embodiment of Cushion to Frame Assembly Mechanism

[00176] Figs. 72-91 illustrate a mask assembly 2110 including a cushion to frame assembly mechanism according to another embodiment of the present invention. In the illustrated embodiment, the cushion to frame assembly mechanism includes an integrated lip seal design and a frame clip 2112 that is adapted to removably connect the cushion 2116 to the frame 2114.

[00177] As shown in Figs. 72-81, the frame 2114 includes an upper support member 2144 adapted to support a forehead support, lower headgear clip receptacles 2146 adapted to be engaged with clips provided to straps of a headgear assembly (not shown), and an annular elbow connection seal 2148 adapted to engage an inlet conduit, e.g., elbow. Also, the frame 2114 provides a cushion connection including an outer wall 2120 and an inner wall 2122 that extend around the perimeter of the frame 2114. The outer and inner walls 2120, 2122 define a retaining recess 2136 therebetween. In an embodiment, the frame 2114 is molded in one-piece with polycarbonate.

[00178] As shown in Figs. 72-75 and 82-86, the cushion 2116 includes a face-contacting portion 2126 and a non-face-contacting portion 2127. In an embodiment, the face contacting portion 2126 has a double wall construction, e.g., membrane and underlying support cushion. Also, in an embodiment, the cushion 2116 is constructed of liquid silicone rubber (LSR). However, other suitable materials may be used. The non-face-contacting portion 2127 of the cushion 2116 includes a retaining portion 2160. As illustrated, the end 2161 of the retaining portion 2160 has an angled or pointed configuration. In addition, the non-face-contacting portion 2127 provides a resiliently flexible lip 2170. A space 2171 is provided behind the lip 2170 to provide the lip 2170 with a range of movement in use.

[00179] As shown in Figs. 73 and 75, the frame 2114 is engaged with the cushion 2116 such that the retaining portion 2160 of the cushion 2116 engages within the retaining recess

2136 defined between the outer and inner walls 2120, 2122. As illustrated, the angled or pointed end 2161 of the retaining portion 2160 conforms to the incline defined by the outer and inner walls 2120, 2122. In addition, the lip 2170 of the cushion 2116 resiliently engages the inner wall 2122 of the frame 2114 to provide a seal in use. The lip 2170 may deflect inwardly into the space 2171, against resiliency thereof, to provide the seal.

[00180] As shown in Figs. 72-76 and 87-91, a bottom assembling frame clip 2112 is provided to maintain engagement between the frame 2114 and the cushion 2116. The frame clip 2112 is contoured to match the contour of the frame 2114 and cushion 2116. As illustrated, the frame clip 2112, e.g., molded of polycarbonate, is assembled over the cushion 2116 and includes a first retaining portion 2175 that provides a shoulder for engaging the cushion flange 2154 and a plurality of second retaining portions 2177, e.g., three retaining portions 2177, that provide a shoulder for engaging the frame 2114. Thus, the frame clip 2112 sandwiches the frame 2114 and the cushion 2116 to maintain their engagement as shown in Figs. 74-76.

[00181] The retaining portions 2177 of the frame clip 2112 include contoured finger grips 2194 to facilitate assembly. As illustrated, the finger grips 2194 are relatively thick for ease of finding and use.

[00182] In the illustrated embodiment, the cushion to frame assembly mechanism includes three retention points, e.g., three retaining portions 2177. Three retention points makes assembly time quicker and reduces the perceived (aesthetic) and actual (physical) assembly task complexity. Also, because the cushion 2116 includes the lip seal 2170, a high compression force between the frame 2114, cushion 2116, and frame clip 2112 is not required and three retaining portions 2177 are sufficient for sealing/retaining purposes.

[00183] Also, the frame 2114 includes top hat sections 2196 that engage respective retaining portions 2177 of the frame clip 2112 in use (e.g., see Figs. 72, 73, and 77-79). The top hat sections 2196 provide a visual cue or indication as to where the frame clip 2112 clips onto the frame 2114, aid with alignment of the 2116 cushion onto the frame 2114 (e.g., cushion 2116 may have integrally molded protruding sections that align with the top hat sections 2196 of the frame 2114), provide guide or alignment points for possible automated assembly, and provide aesthetic interest or feature to the frame 2114.

[00184] In an embodiment, the frame clip 2112 may be over-molded with the cushion 2116. In another embodiment, the frame 2114 may be over-molded with the cushion 2116, thereby negating the need for the frame clip 2112.

[00185] While the invention has been described in connection with what are presently considered to be the most practical and preferred embodiments, it is to be understood that the invention is not to be limited to the disclosed embodiments, but on the contrary, is intended to cover various modifications and equivalent arrangements included within the spirit and scope of the invention. Also, the various embodiments described above may be implemented in conjunction with other embodiments, e.g., aspects of one embodiment may be combined with aspects of another embodiment to realize yet other embodiments. In addition, while the invention has particular application to patients who suffer from OSA, it is to be appreciated that patients who suffer from other illnesses (e.g., congestive heart failure, diabetes, morbid obesity, stroke, barriatric surgery, etc.) can derive benefit from the above teachings. Moreover, the above teachings have applicability with patients and non-patients alike in non-medical applications.

WHAT IS CLAIMED IS:

1. A full-face mask assembly, comprising:
a frame;
a cushion provided to the frame, the cushion adapted to form a seal around the patient's nose and mouth; and
a flexible lip provided to an interior wall of the cushion, the flexible lip adapted to engage the frame to provide a seal in use.
2. The full-face mask assembly according to claim 1, wherein the flexible lip is integrally formed in one piece with the cushion.
3. The full-face mask assembly according to any one of claims 1-2, wherein the frame includes an outer wall adapted to engage a frame connector provided to the cushion and an inner wall adapted to engage the flexible lip.
4. The full-face mask assembly according to any one of claims 1-3, wherein the lip has a non-planar trajectory around the perimeter of the cushion.
5. The full-face mask assembly according to any one of claims 1-4, wherein the frame includes outer and inner walls that define a retaining recess adapted to receive therein a retaining portion provided to the cushion, the flexible lip provided to the retaining portion to engage the inner wall.
6. The full-face mask assembly according to claim 5, wherein the retaining portion includes a space behind the lip to provide the lip with a range of movement in use.
7. The full-face mask assembly according to any one of claims 1-6, further comprising a clip to maintain the cushion to the frame.

8. A full-face mask assembly, comprising:
a frame; and
a cushion provided to the frame, the cushion adapted to form a seal around the patient's nose and mouth,
the frame including a retaining recess that is adapted to receive a retaining portion provided to the cushion, the retaining recess having an angled configuration with respect to the frame.

9. The full-face mask assembly according to claim 8, wherein the frame includes a side wall and an upper wall and a lower wall that extend around the perimeter of the side wall, the upper wall and lower wall defining the retaining recess and being inclined such that the side wall, upper wall, and lower wall define a generally k-shaped cross-sectional configuration.

10. A full-face mask assembly, comprising:
a frame;
a cushion provided to the frame, the cushion adapted to form a seal around the patient's nose and mouth; and
a clip to maintain the cushion to the frame.

11. The full-face mask assembly according to claim 10, wherein the cushion includes a cushion wall and a face-contacting portion extending from the cushion wall, and the clip provides support wings that support the cushion wall in use.

12. The full-face mask assembly according to any one of claims 10-11, wherein the clip is slid onto the frame and the cushion so that the clip and the frame sandwich the cushion therebetween.

13. The full-face mask assembly according to claim 10, further comprising fold-over clips that sandwich the clip, cushion, and frame therebetween.

14. The full-face mask assembly according to claim 13, wherein the fold-over clips are integrally molded in one-piece with the clip.
15. The full-face mask assembly according to claim 13, wherein the fold-over clips are formed separately from the clip and attached thereto.
16. The full-face mask assembly according to any one of claims 13-15, wherein the fold-over clips latch onto latching features provided to the frame.
17. The full-face mask assembly according to claim 10, wherein the clip includes flange portions adapted to engage the cushion and clip portions adapted to engage respective slots provided to the frame.
18. The full-face mask assembly according to claim 10, wherein the clip includes a first part and a second part attachable to the first part.
19. The full-face mask assembly according to claim 18, wherein the first part includes an upper support member adapted to support a forehead support and an annular elbow connection seal adapted to engage an inlet conduit, and the second part includes lower headgear clip receptacles adapted to be engaged with clips provided to straps of a headgear assembly.
20. The full-face mask assembly according to any one of claims 18-19, wherein the first and second parts are slid onto the frame and the cushion so that the first and second parts cooperate to sandwich the frame and the cushion therebetween.
21. The full-face mask assembly according to any one of claims 18-20, wherein the first and second parts are interlockable with a snap-fit.
22. The full-face mask assembly according to claim 10, wherein the clip includes a plurality of hinged links that can be pivoted to secure the clip in place.

23. The full-face mask assembly according to claim 10, wherein the clip includes a pair of arms that are pivotable about a hinge point, the arms having toothed end portions that interlock to secure the clip in place.

24. The full-face mask assembly according to claim 10, wherein the clip includes a flange that extends around at least a portion of the perimeter of the clip, the flange engaged within a retaining recess provided to the cushion.

25. The full-face mask assembly according to claim 24, wherein the flange is continuous and extends around the entire perimeter of the clip.

26. The full-face mask assembly according to claim 24, wherein the flange defines at least one slot that interlocks with a respective solid section provided within the retaining recess of the cushion.

27. The full-face mask assembly according to claim 26, wherein the flange defines two slots that interlock with respective solid sections provided within the retaining recess of the cushion.

28. The full-face mask assembly according to claim 10, wherein the cushion includes an inclined exterior surface that varies a gap between the inclined exterior surface and an inner surface of the frame.

29. The full-face mask assembly according to claim 10, wherein the frame includes a top wall that defines a portion of a channel for receiving the cushion, the top wall having an incline.

30. A full-face mask assembly, comprising:
a frame;
a cushion provided to the frame, the cushion adapted to form a seal around the patient's nose and mouth; and

a skeleton frame to maintain the cushion to the frame, the skeleton frame including at least one of an upper support member adapted to support a forehead support, lower headgear clip receptacles adapted to be engaged with clips provided to straps of a headgear assembly, and an annular elbow connection seal adapted to engage an inlet conduit.

31. The full-face mask assembly according to claim 30, wherein frame and cushion are integrally molded in one-piece to provide a cushion/frame sub-assembly.

32. The full-face mask assembly according to claim 30, wherein the frame and cushion are formed separately from one another and then interlocked to provide a cushion/frame sub-assembly.

33. The full-face mask assembly according to any one of claims 30-32, wherein the skeleton frame includes elongated frame members that interlock with respective protrusions provided to the cushion/frame sub-assembly.

34. The full-face mask assembly according to any one of claims 30-33, wherein the skeleton frame includes tabs that are received within respective slots provided to the cushion/frame sub-assembly.

35. A full-face mask assembly, comprising:
a frame; and
a cushion provided to the frame, the cushion adapted to form a seal around the patient's nose and mouth,
the cushion including hooks or tabs integrally formed therewith that are adapted to interlock with locking features integrally formed with the frame.

36. The full-face mask assembly according to claim 35, wherein the cushion includes hooks that interlock with respective recesses provided to the frame.

37. The full-face mask assembly according to claim 35, wherein the cushion includes tabs that are pulled over respective protrusions provided to the frame until the protrusions protrude through respective openings in the tabs.

38. A full-face mask assembly, comprising:
a frame; and
a cushion provided to the frame, the cushion adapted to form a seal around the patient's nose and mouth,
the frame including outer and inner walls that define a retaining recess adapted to receive therein a retaining portion provided to the cushion, the retaining portion including a flexible lip to engage the inner wall and provide a seal in use, and the retaining portion including a space behind the flexible lip to provide the flexible lip with a range of movement.

IN THE UNITED STATES PATENT AND TRADEMARK OFFICE

In re Patent Application of
D'SOUZA et al.
Appln. No. 13/unassigned
Continuation of 11/989,137

Conf. No.: TBA
Atty. Ref.: PTB-4398-1328
Art Unit: TBA

Filed: Herewith

Examiner: TBA

For: CUSHION TO FRAME ASSEMBLY MECHANISM

* * * * *

March 15, 2013

Commissioner for Patents
P.O. Box 1450
Alexandria, VA 22313-1450

INFORMATION DISCLOSURE STATEMENT

Sir:

Listed on accompanying Form PTO/SB/08a is information that may be considered material to the examination of this application, in compliance with the duty of disclosure requirements of 37 C.F.R. §§ 1.56, 1.97 and 1.98.

This statement should not be construed as a representation that a search has been made, or that information more material to the examination of the present patent application does not exist. The Examiner is specifically requested not to rely solely on the material submitted herewith. At least one of the boxes below applies to the present application:

1. ☒ This Information Disclosure Statement is being filed within three months of the U.S. filing date OR before the mailing date of a first Office Action on the merits. No statement under 37 C.F.R. § 1.97(e) or fee is required.

a. ☐ Contingent Request to Treat Under 37 C.F.R. § 1.97(c)

In the event a first Office Action has been mailed prior to filing of the present Information Disclosure Statement and the Office Action was mailed

more than three months since the filing of the application (for regular applications not including CPAs or RCEs), the Office is requested to treat the present paper as a submission under 37 C.F.R. § 1.97(c) and charge the undersigned's Deposit Account No. 14-1140 for the fee required by 37 C.F.R. § 1.17(p). The present paper is submitted in duplicate for this purpose.

b. ☐ Contingent Request to Treat Under 37 C.F.R. § 1.97(e)(1)

In the event a first Office Action has been mailed prior to the filing of the present Information Disclosure Statement, and the Office Action was mailed more than three months since the filing of the application (for regular applications not including CPAs or RCEs), the Office is requested to treat the present paper as a submission under 37 C.F.R. § 1.97(e)(1) in that the undersigned hereby states that each item of information contained in this Information Disclosure Statement was first cited in any communication from a foreign patent office in a counterpart foreign application not more than three months prior to the filing of this Information Disclosure Statement. 37 C.F.R. § 1.97(e)(1).

b.1. ☐ Patent Term Adjustment

I hereby certify that each item of information was cited in a communication from a foreign patent office in a counterpart application and that this communication was not received by any individual designated in Section 1.56(c) more than 30 days prior to the filing of the Information Disclosure Statement. 37 C.F.R. §1.704(d).

c. ☐ Contingent Request to Treat Under 37 C.F.R. § 1.97(e)(2)

In the event a first Office Action has been mailed prior to the filing of the present Information Disclosure Statement, and the Office Action was mailed more than three months since the filing of the application (for

regular applications not including CPAs or RCEs), the Office is requested to treat the present paper as a submission under 37 C.F.R. § 1.97(e)(2) in that the undersigned hereby states that no item of information in this Information Disclosure Statement was cited in a communication from a foreign patent office in a counterpart foreign application, and, to my knowledge after making reasonable inquiry, no item of information contained in this Information Disclosure Statement was known to any individual designated in 37 C.F.R. § 1.56(c) more than three months prior to the filing of this Information Disclosure Statement. 37 C.F.R. § 1.97(e)(2).

2. ☐ This Information Disclosure Statement is being filed more than three months after the U.S. filing date AND after the mailing date of the first Office Action on the merits, but before the mailing date of a Final Rejection or Notice of Allowance.

a. ☐ I hereby state that each item of information contained in this Information Disclosure Statement was first cited in any communication from a foreign patent office in a counterpart foreign application not more than three months prior to the filing of this Information Disclosure Statement. 37 C.F.R. § 1.97(e)(1). Contingent Request Under 37 C.F.R. § 1.97(d). In the event a Notice of Allowance or a Final Rejection has been mailed prior to filing this Information Disclosure Statement, the Office is authorized to treat this as a submission under 37 C.F.R. 1.97(d) and charge the undersigned's Deposit Account No. 14-1140 for the fee required by 37 C.F.R. § 1.17(p). The present paper is submitted in duplicate for this purpose.

a.1. ☐ Patent Term Adjustment

I hereby certify that each item of information was cited in a communication from a foreign patent office in a counterpart application and that this communication was not received by any

individual designated in Section 1.56(c) more than 30 days prior to the filing of the Information Disclosure Statement. 37 C.F.R. §1.704(d).

b. ☐ I hereby state that no item of information in this Information Disclosure Statement was cited in a communication from a foreign patent office in a counterpart foreign application, and, to my knowledge after making reasonable inquiry, no item of information contained in this Information Disclosure Statement was known to any individual designated in 37 C.F.R. § 1.56(c) more than three months prior to the filing of this Information Disclosure Statement. 37 C.F.R. § 1.97(e)(2).

c. ☐ Our credit card authorization for payment of the \$180.00 fee under 37 C.F.R. § 1.17(p) is provided.

d. Attached is our check in the amount of \$ in payment of the fee under 37 C.F.R. § 1.17(p).

3. ☐ This Information Disclosure Statement is being filed more than three months after the U.S. filing date and after the mailing date of a Final Rejection or Notice of Allowance, but before payment of the Issue Fee 37 C.F.R. § 1.97(d). It is hereby requested that the Information Disclosure Statement be considered. Attached is our check in the amount of \$ in payment of the fee under 37 C.F.R. § 1.17(i).

a. ☐ I hereby state that each item of information contained in this Information Disclosure Statement was first cited in any communication from a foreign patent office in a counterpart foreign application not more than three months prior to the filing of this Information Disclosure Statement. 37 C.F.R. § 1.97(e)(1).

a.1. ☐ Patent Term Adjustment

I hereby certify that each item of information was cited in a communication from a foreign patent office in a counterpart application and that this communication was not received by any

individual designated in Section 1.56(c) more than 30 days prior to the filing of the Information Disclosure Statement. 37 C.F.R. §1.704(d).

b. ☐ I hereby state that no item of information in this Information Disclosure Statement was cited in a communication from a foreign patent office in a counterpart foreign application, and, to my knowledge after making reasonable inquiry, no item of information contained in this Information Disclosure Statement was known to any individual designated in 37 C.F.R. § 1.56(c) more than three months prior to the filing of this Information Disclosure Statement. 37 C.F.R. § 1.97(e)(2).

4. ☐ Relevance of the non-English language document(s) is discussed in the present specification.

5. ☐ The document(s) was/were cited in a corresponding foreign application. An English language version of the foreign search report or official action is attached for the Examiner's information. See MPEP § 609.

a. ☐ U.S. Patent No. _____ is indicated in the foreign search report or Official Action as being in the same patent family and/or the English-language equivalent of _____ listed on the attached foreign search report.

6. ☐ A concise explanation of the relevance of the non-English language document(s) appears below:

7. ☐ The "foreign patent documents" or "other documents" were cited by the Examiner or submitted by the Applicant in Application No., filed, which is relied upon for an earlier filing date under 35 U.S.C. § 120. Thus, copies of these documents are not attached. 37 C.F.R. § 1.98(d).

8. ☐ The publication date (e.g., month or year) of at least one of the listed documents is not available. For each document in this category, the Office is requested to assume that the year of publication of each listed document is earlier than the effective U.S. filing date and/or any foreign priority date.

D'SOUZA et al.
Appln. No. 13/unassigned
Continuation of 11/989,137
March 15, 2013

9. ☐ The publication date of at least one document is listed on the attached PTO/SB/08a based on information presently available to the undersigned. However, each listed publication date should not be construed as an admission that the information was actually published on the date indicated, and the right to challenge each listed publication date is expressly reserved by Applicant(s).

It is respectfully requested that the Examiner initial and return a copy of the enclosed PTO/SB/08a , and to indicate in the official file wrapper of this patent application that the documents have been considered.

The U.S. Patent and Trademark Office is hereby authorized to charge any fee deficiency, or credit any overpayment, to our Deposit Account No. 14-1140 referencing docket number PTB-4398-1328.

Respectfully submitted,

NIXON & VANDERHYE P.C.

By: /Paul T. Bowen/
Paul T. Bowen
Reg. No. 38,009

PTB:SDJ/klh
901 North Glebe Road, 11th Floor
Arlington, VA 22203-1808
Telephone: (703) 816-4000
Facsimile: (703) 816-4100

Sheet 1 of 1

INFORMATION DISCLOSURE CITATION	ATTY. DOCKET NO.	SERIAL NO.
	PTB-4398-1328	13/unassigned Continuation of 11/989,137
	APPLICANT	
(Use several sheets if necessary)	D'SOUZA et al.	
	FILING DATE	GROUP
	Herewith	TBA

U.S. PATENT DOCUMENTS

*EXAMINER INITIAL	DOCUMENT NUMBER	DATE	NAME	CLASS	SUBCLASS	FILING DATE IF APPROPRIATE
	7,000,614 B2	02/2006	LANG et al.			
	6,631,718 B1	10/2003	LOVELL			
	6,039,044	03/2000	SULLIVAN			
	5,921,239	07/1999	MCCALL et al.			
	2006/0260614	07/2006	BIENER et al.			
	2009/0139527	01/2009	NG et al.			
	2009/0126739	10/2006	NG			
	8,096,301 B2	01/2012	SMITH et al.			
	7,861,715 B2	01/2011	JONES et al.			
	6,412,487 B1	07/2002	GUNARATNAM et al.			
	2010/0108072 A1	05/2010	D'SOUZA et al.			

FOREIGN PATENT DOCUMENTS

DOCUMENT	DATE	COUNTRY	CLASS	SUBCLASS	TRANSLATION YES NO
EP 1 057 494 A2	12/2000	Europe			
WO 02/11804 A2	02/2002	WIPO			
EP 1 027 905 A2	08/2000	Europe			
WO 97/00092 A1	01/1997	WIPO			
WO 00/69521 A1	11/2000	WIPO			

OTHER DOCUMENTS (including Author, Title, Date, Pertinent pages, etc.)

*Examiner		Date Considered	
Examiner: Initial if reference considered, whether or not citation is in conformance with MPEP 609, draw line through citation if not in conformance and not considered. Include a copy of this form with next communication to applicant.			

2113438

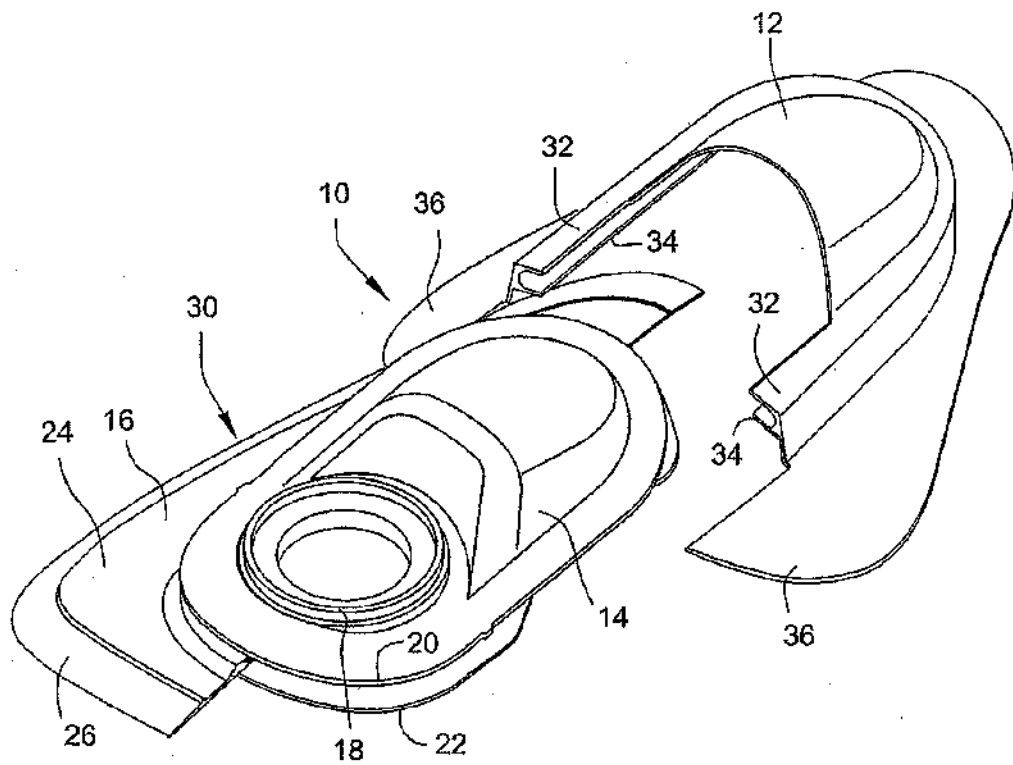


Fig. 1

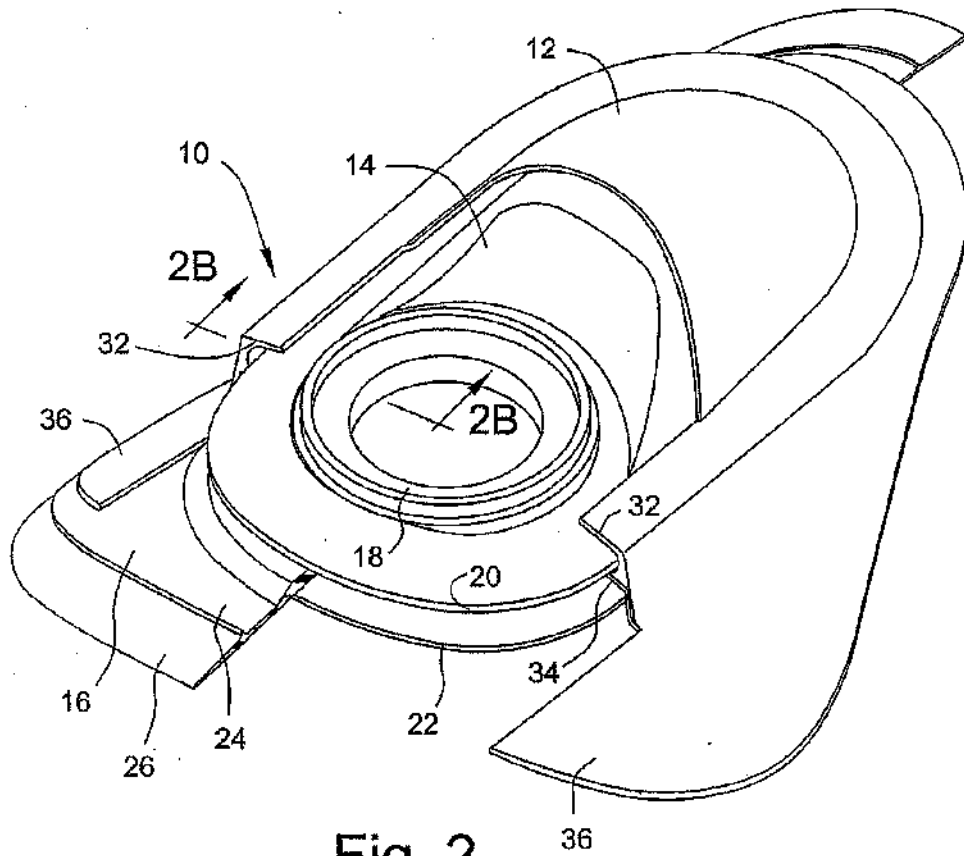


Fig. 2

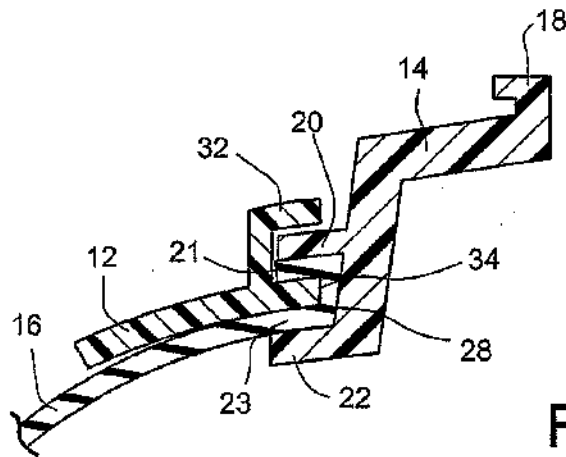
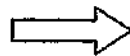


Fig. 2B



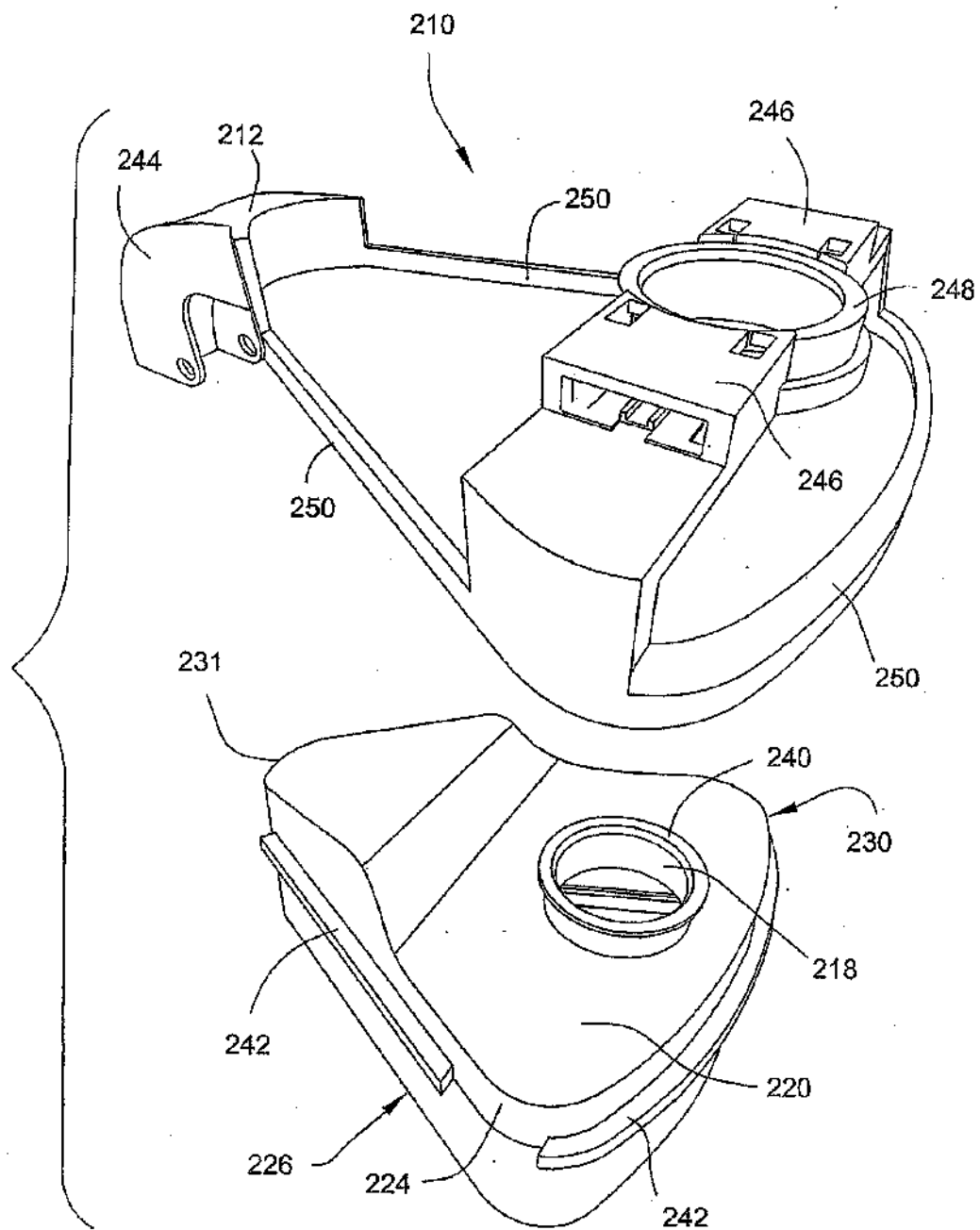


Fig. 3

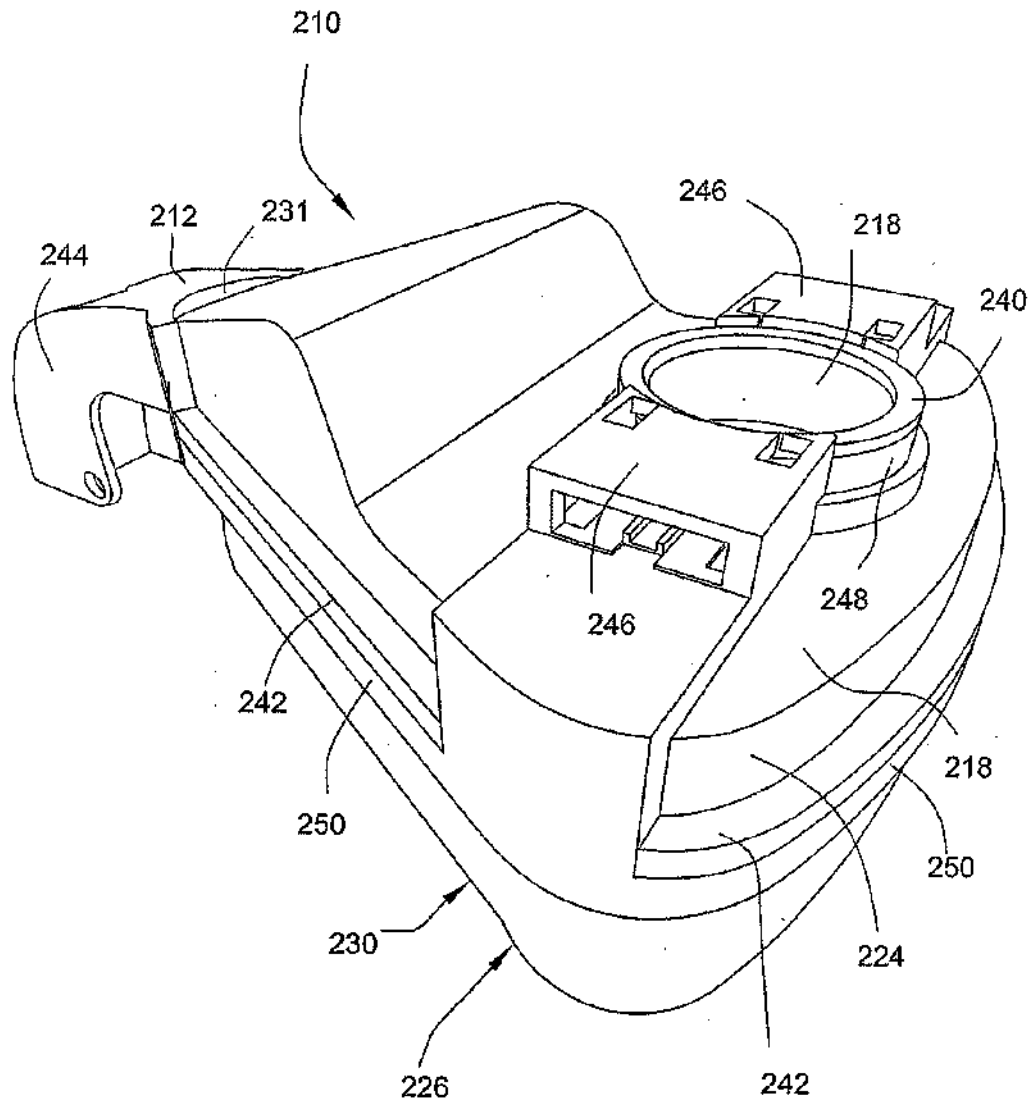


Fig. 4

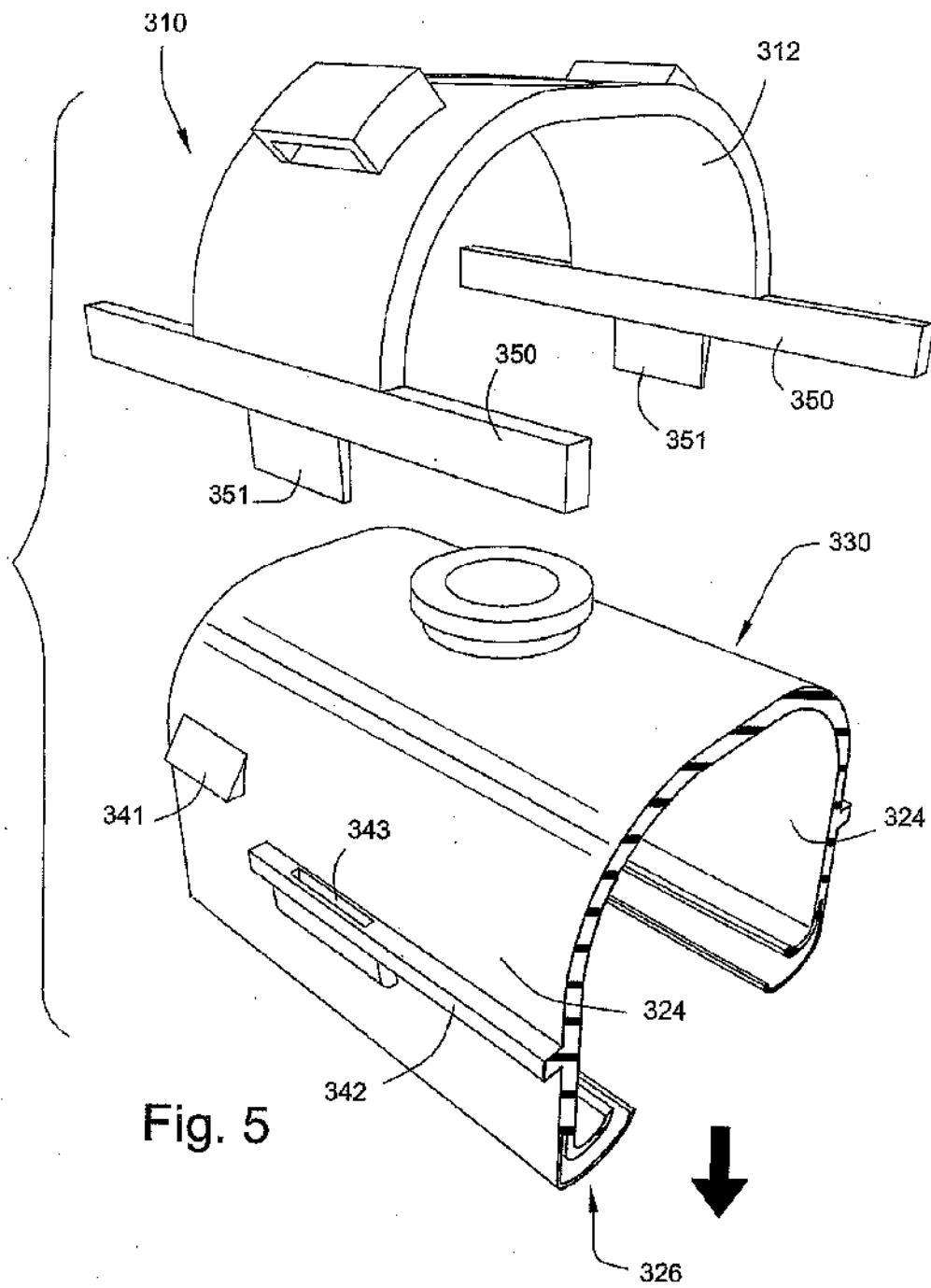
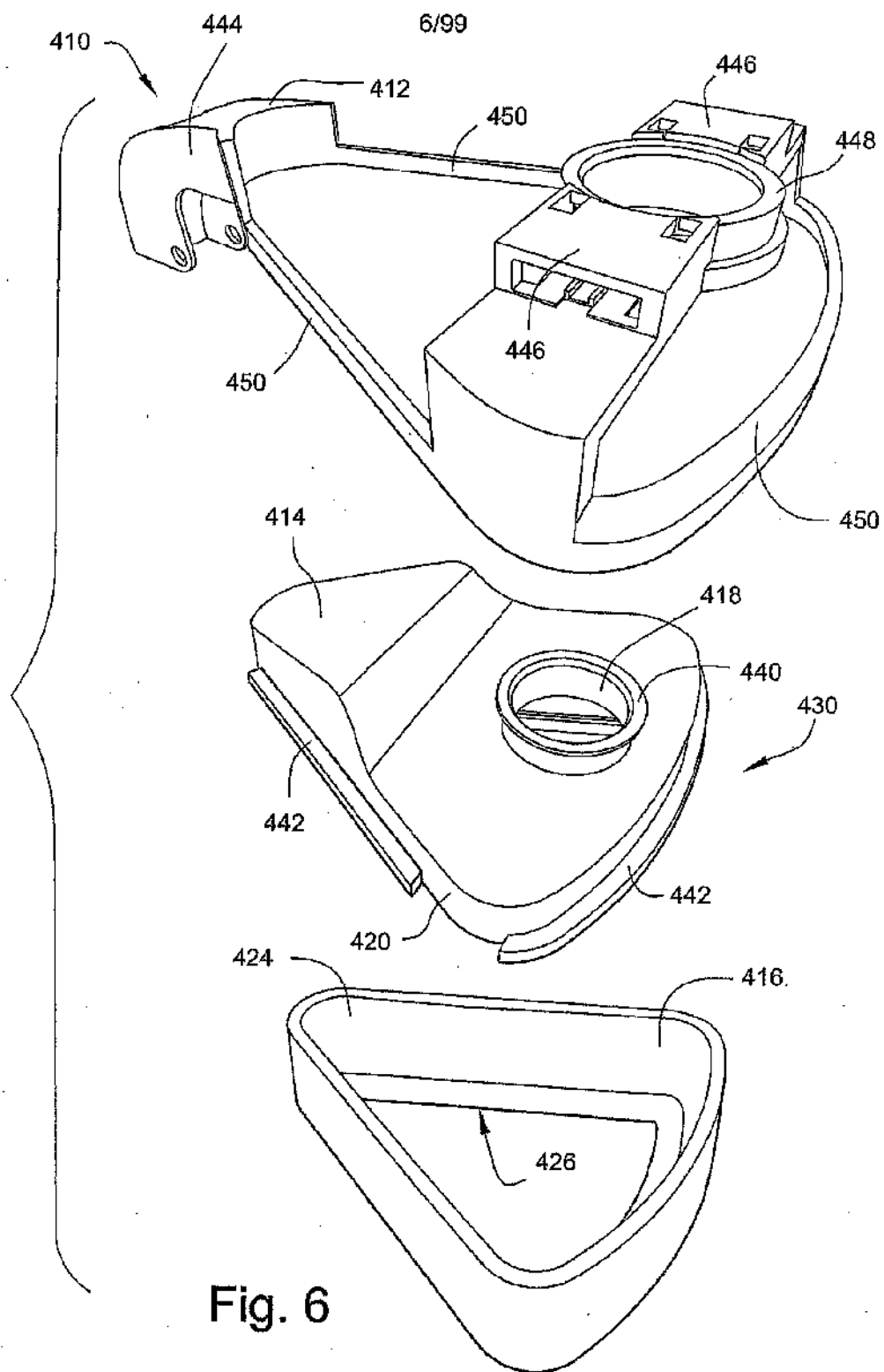


Fig. 5



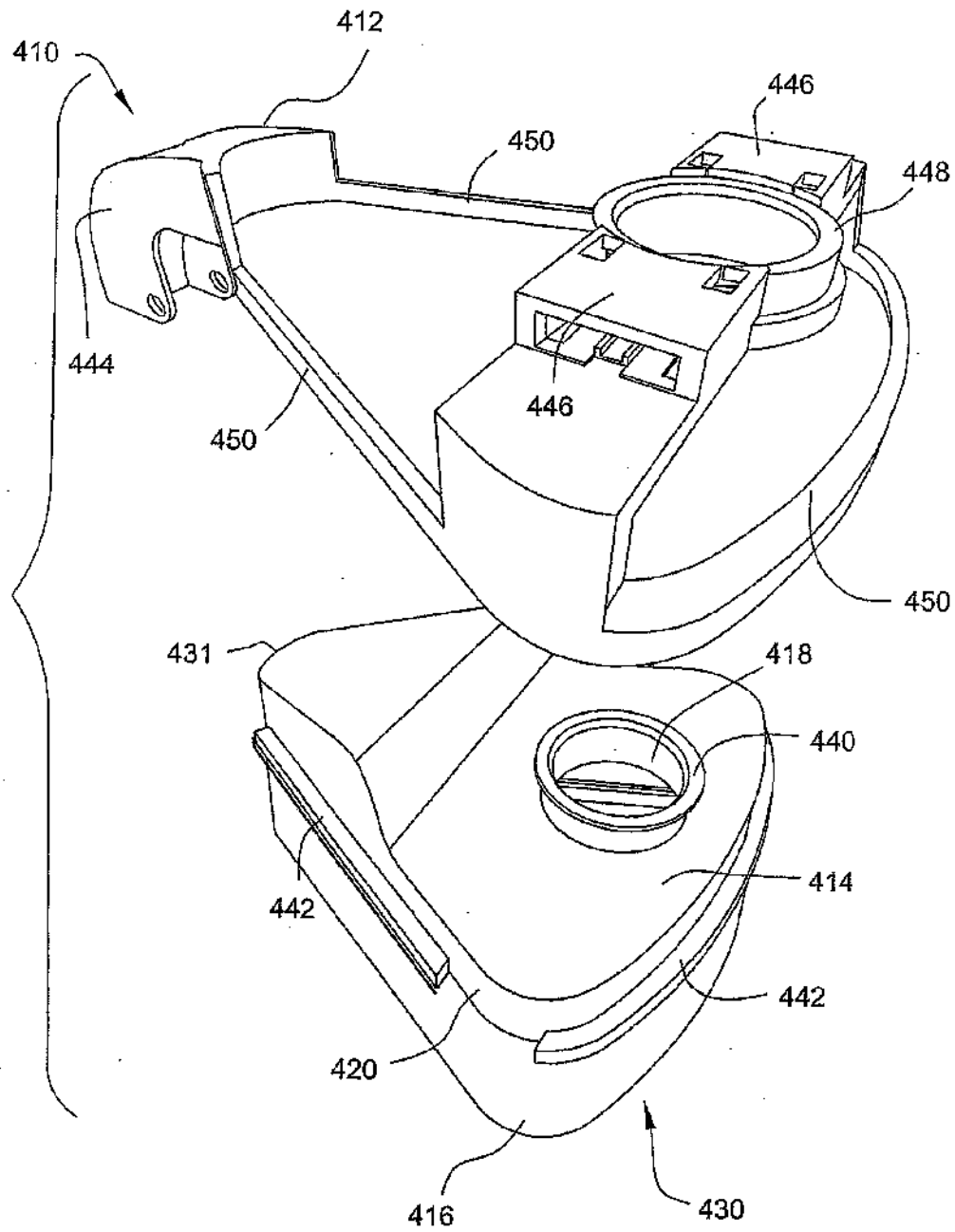


Fig. 7

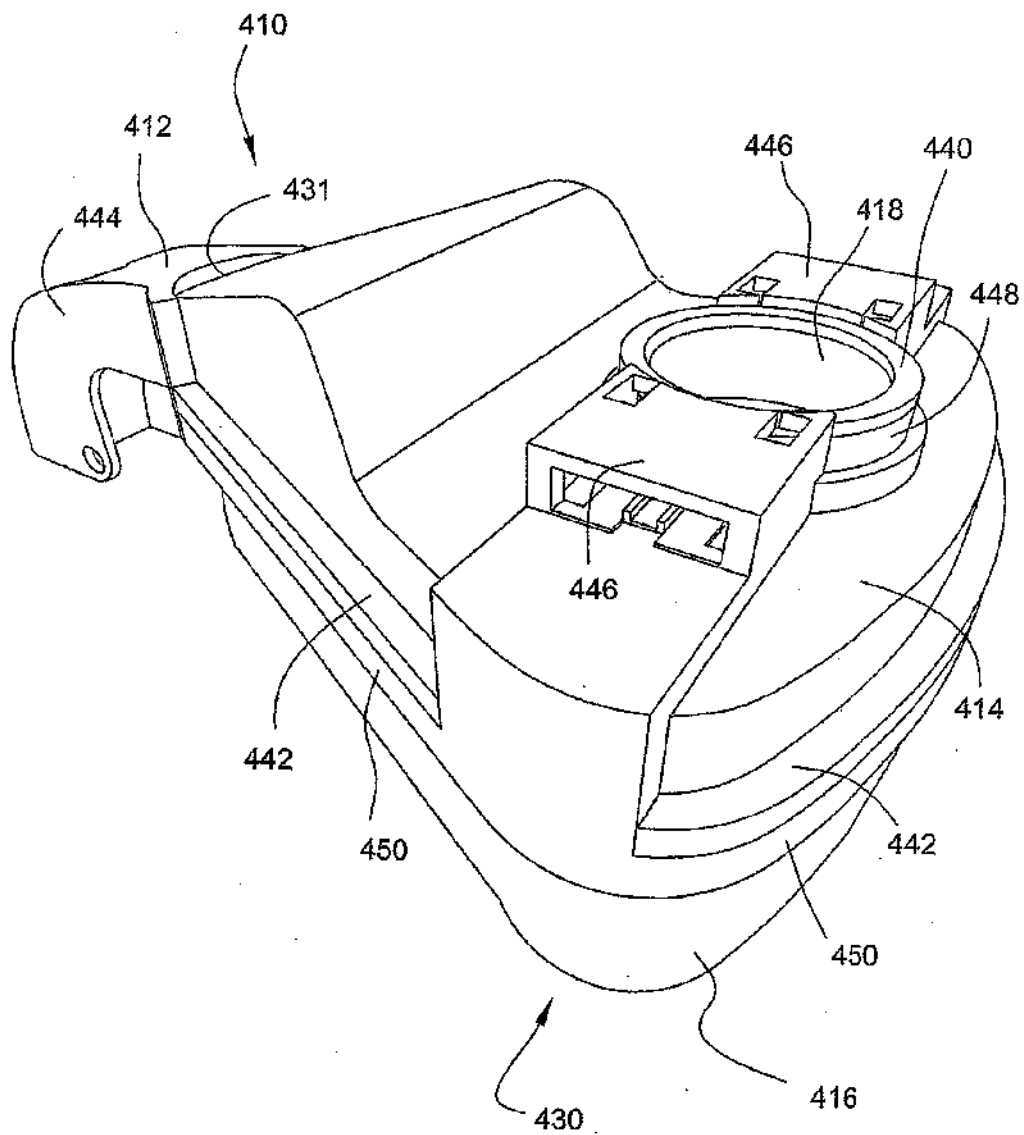


Fig. 8

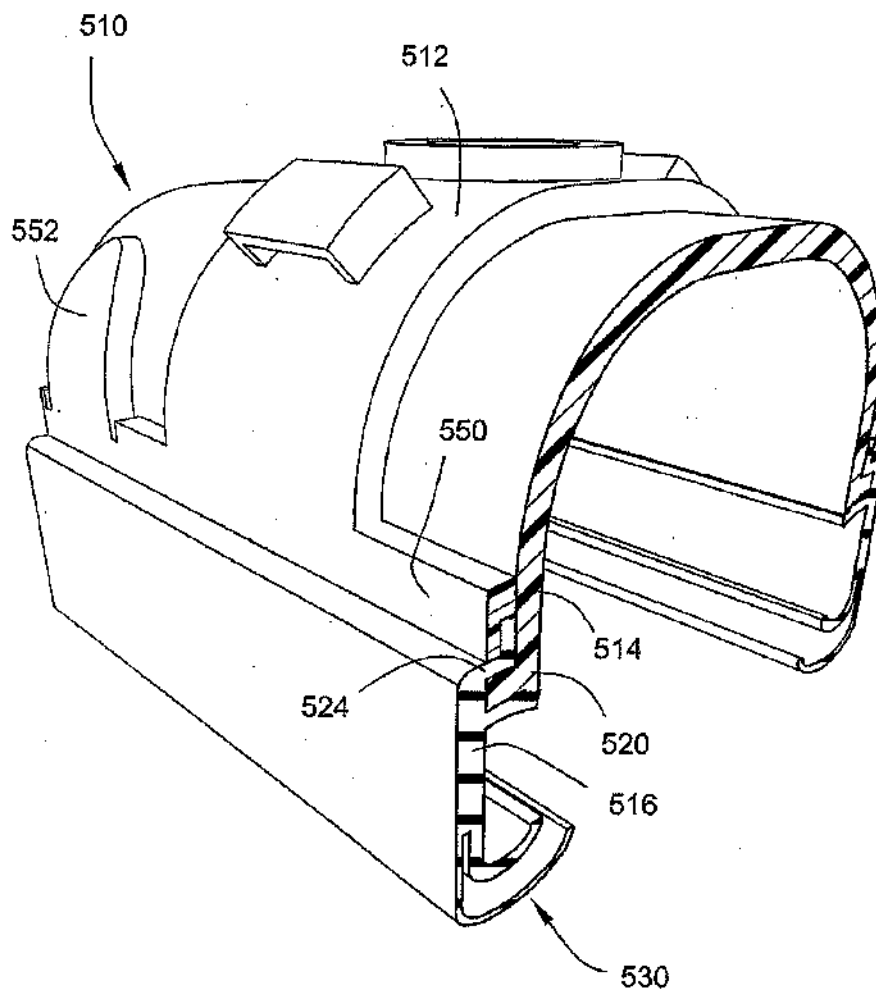


Fig. 9

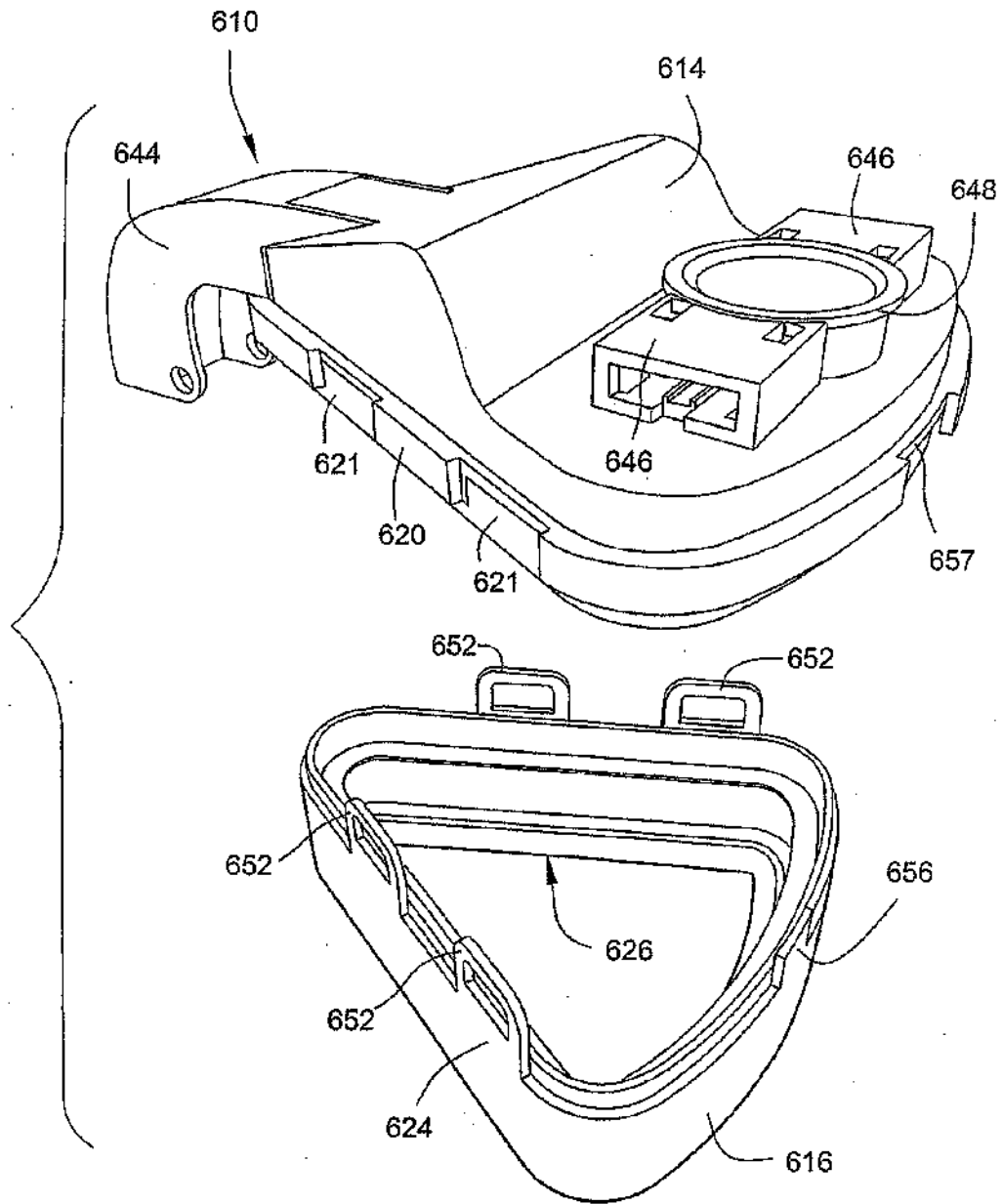


Fig. 10

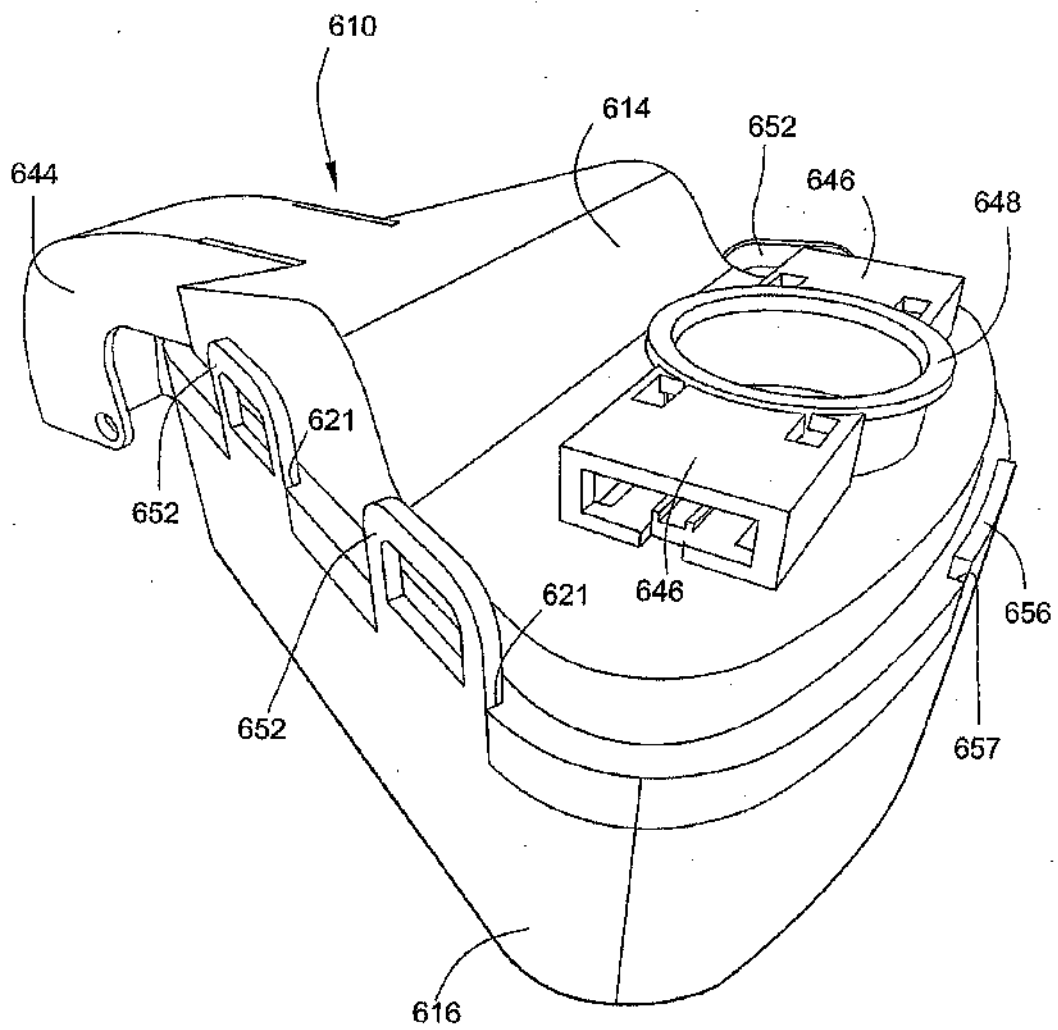


Fig. 11

12/99

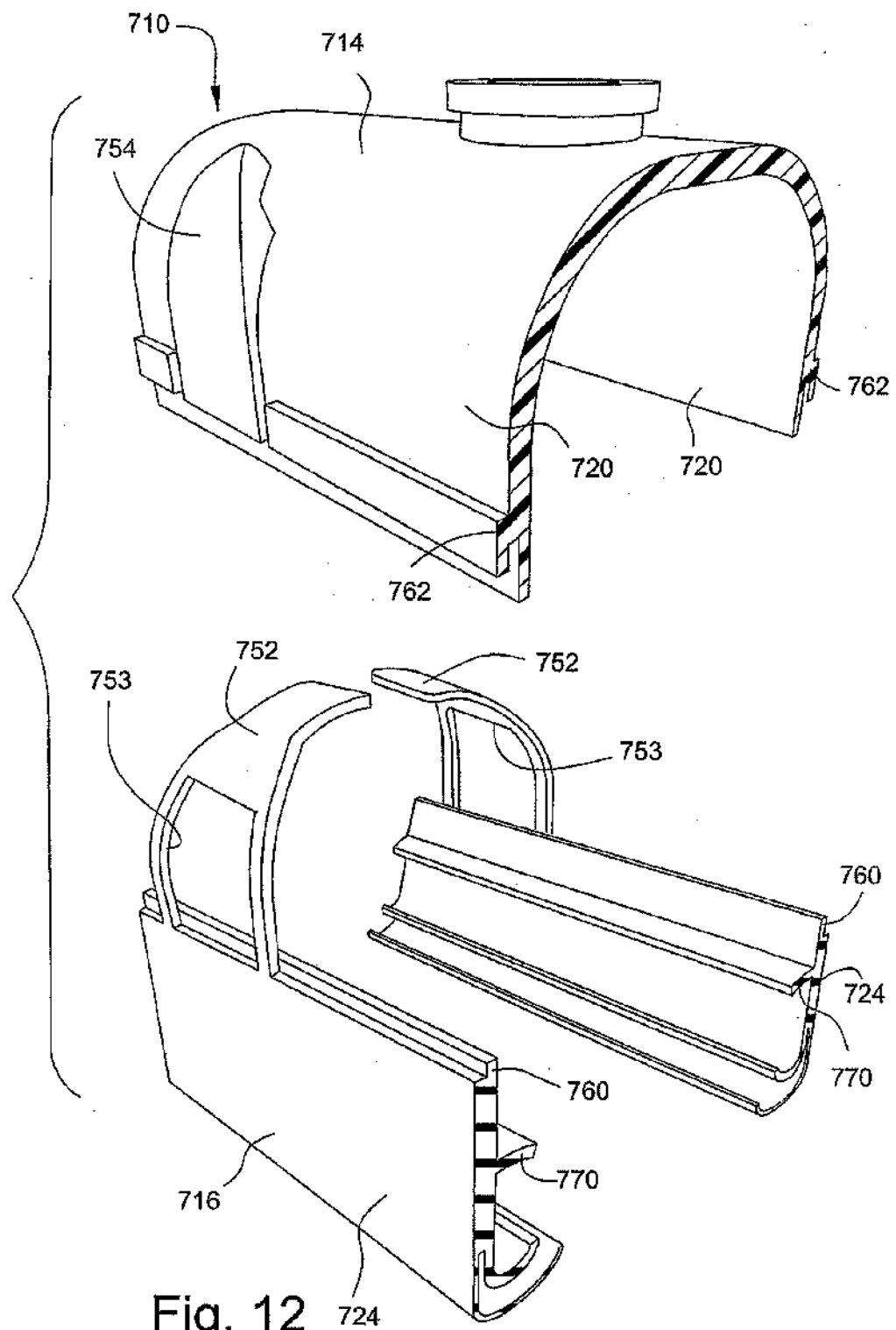


Fig. 12

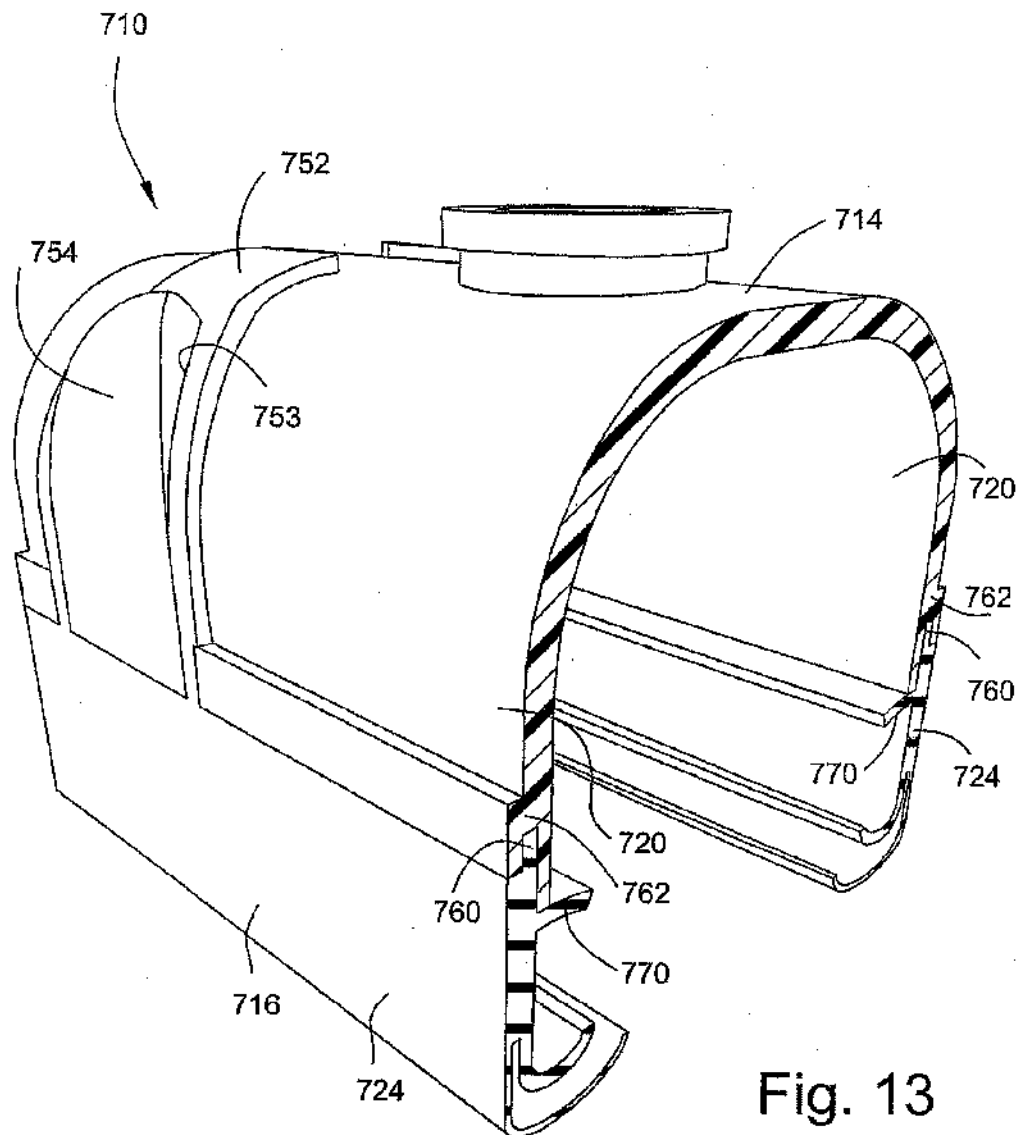


Fig. 13

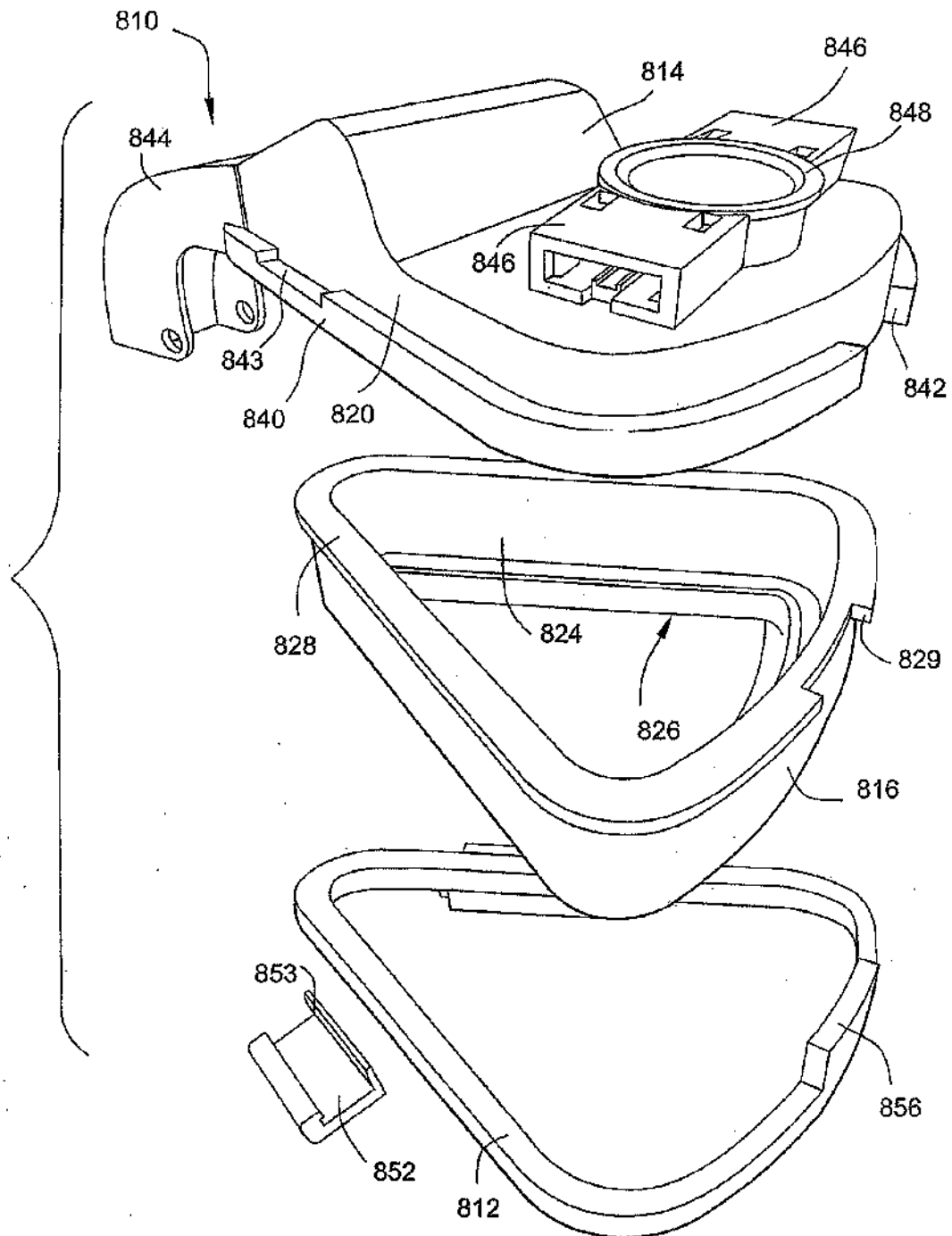


Fig. 14

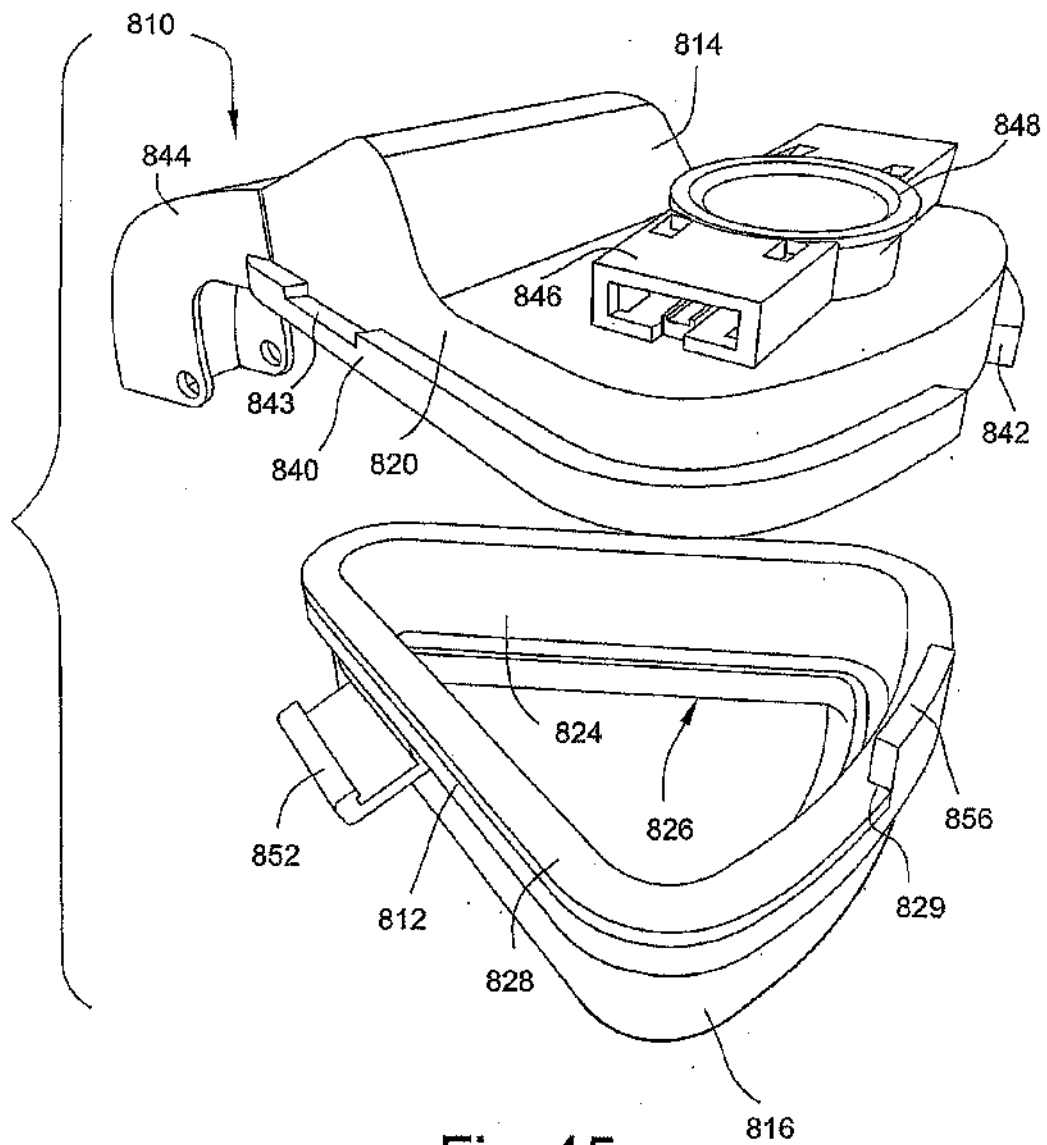


Fig. 15

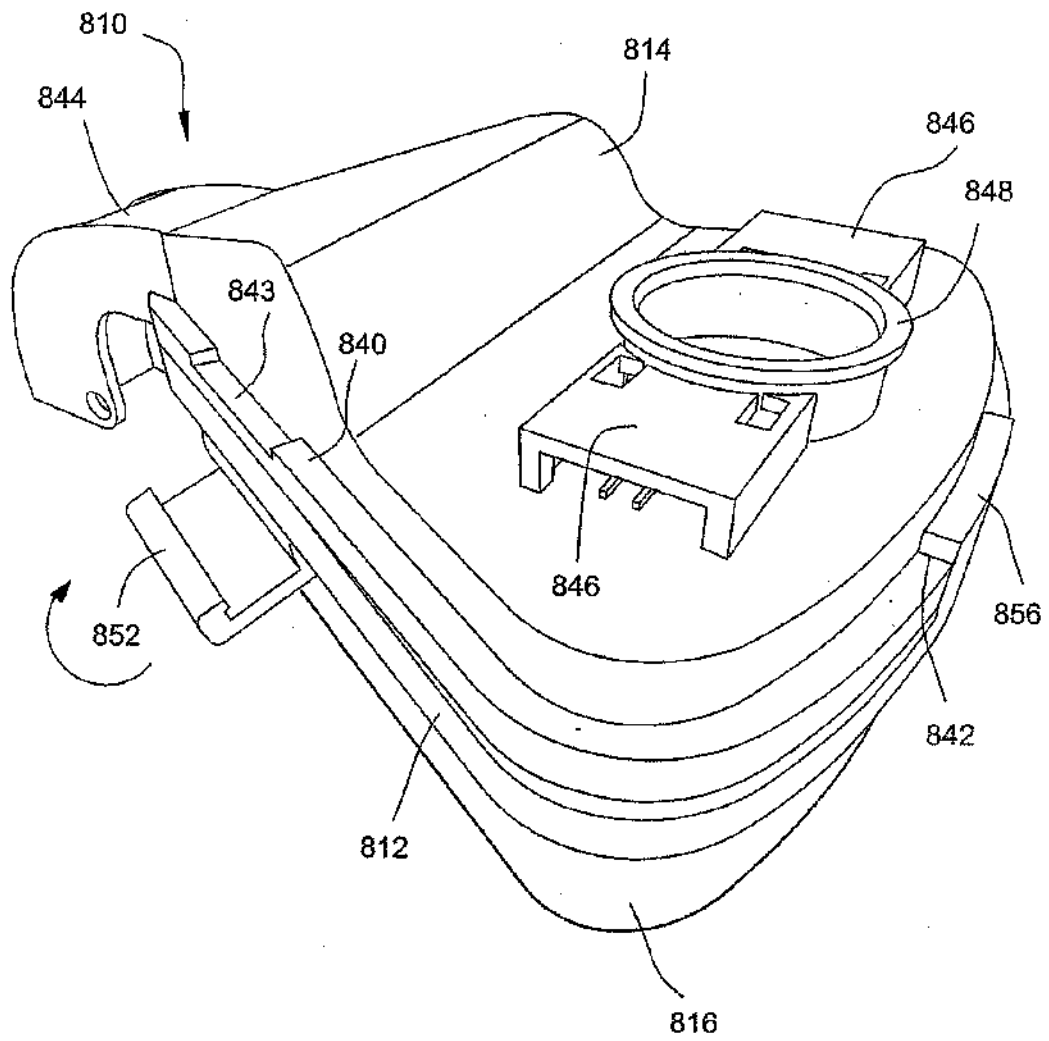


Fig. 16

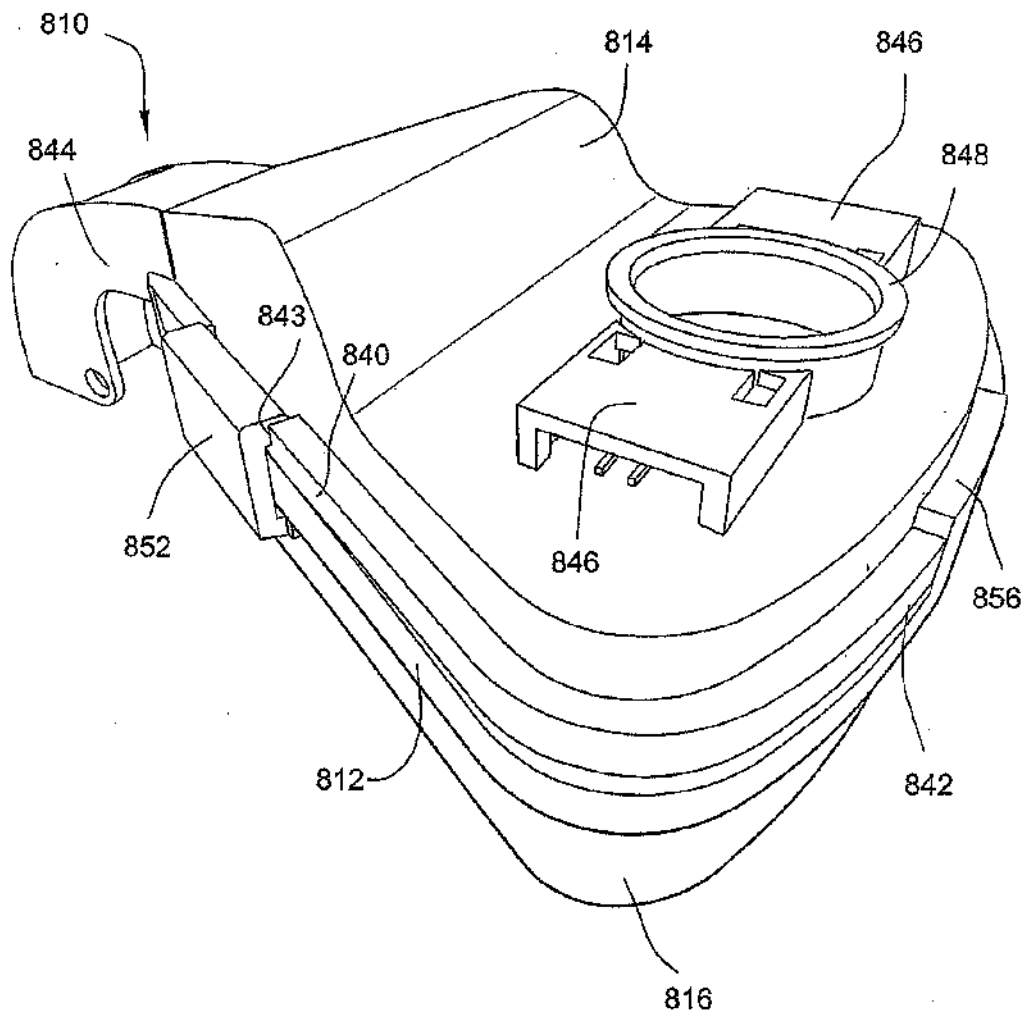


Fig. 17

18/99

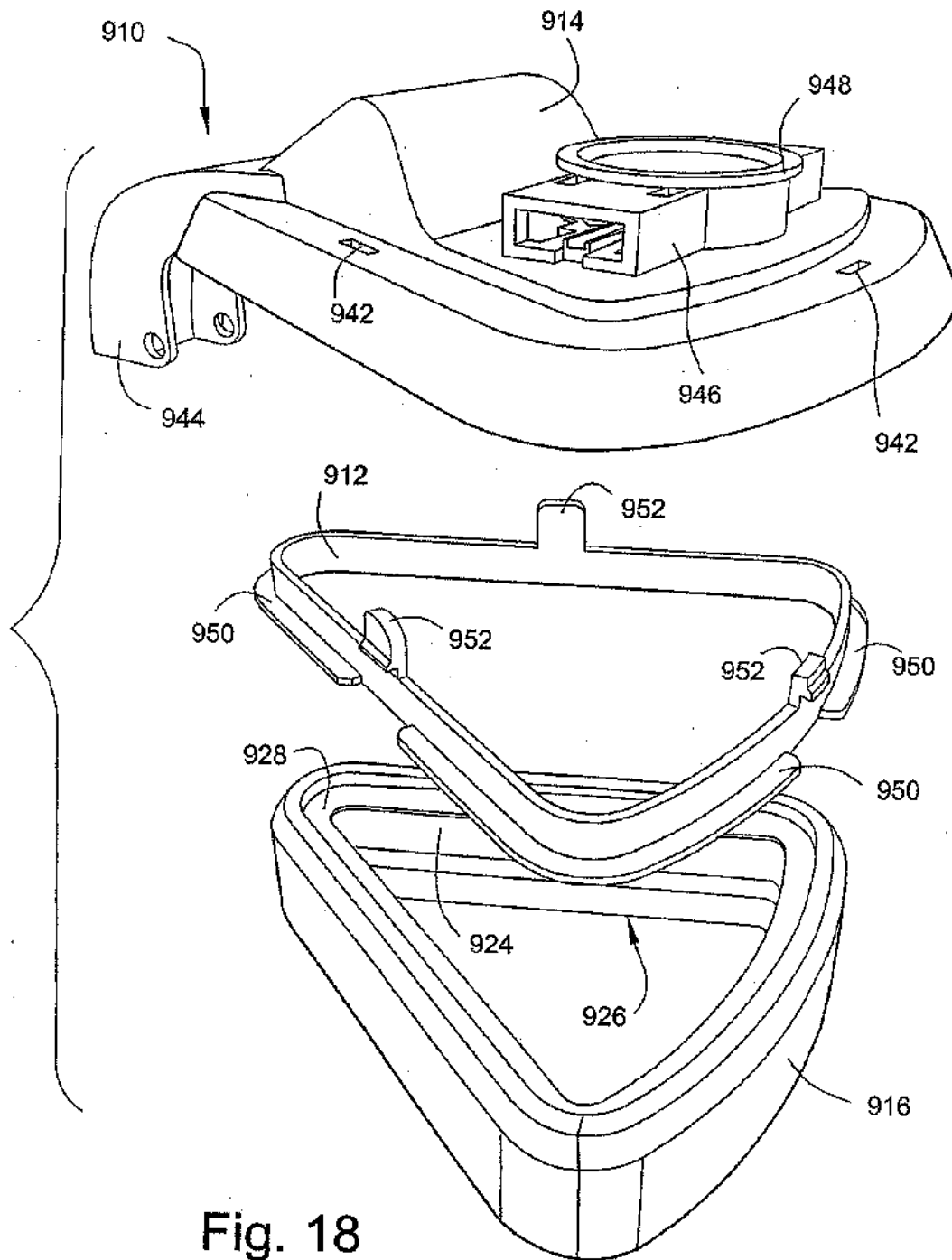


Fig. 18

19/99

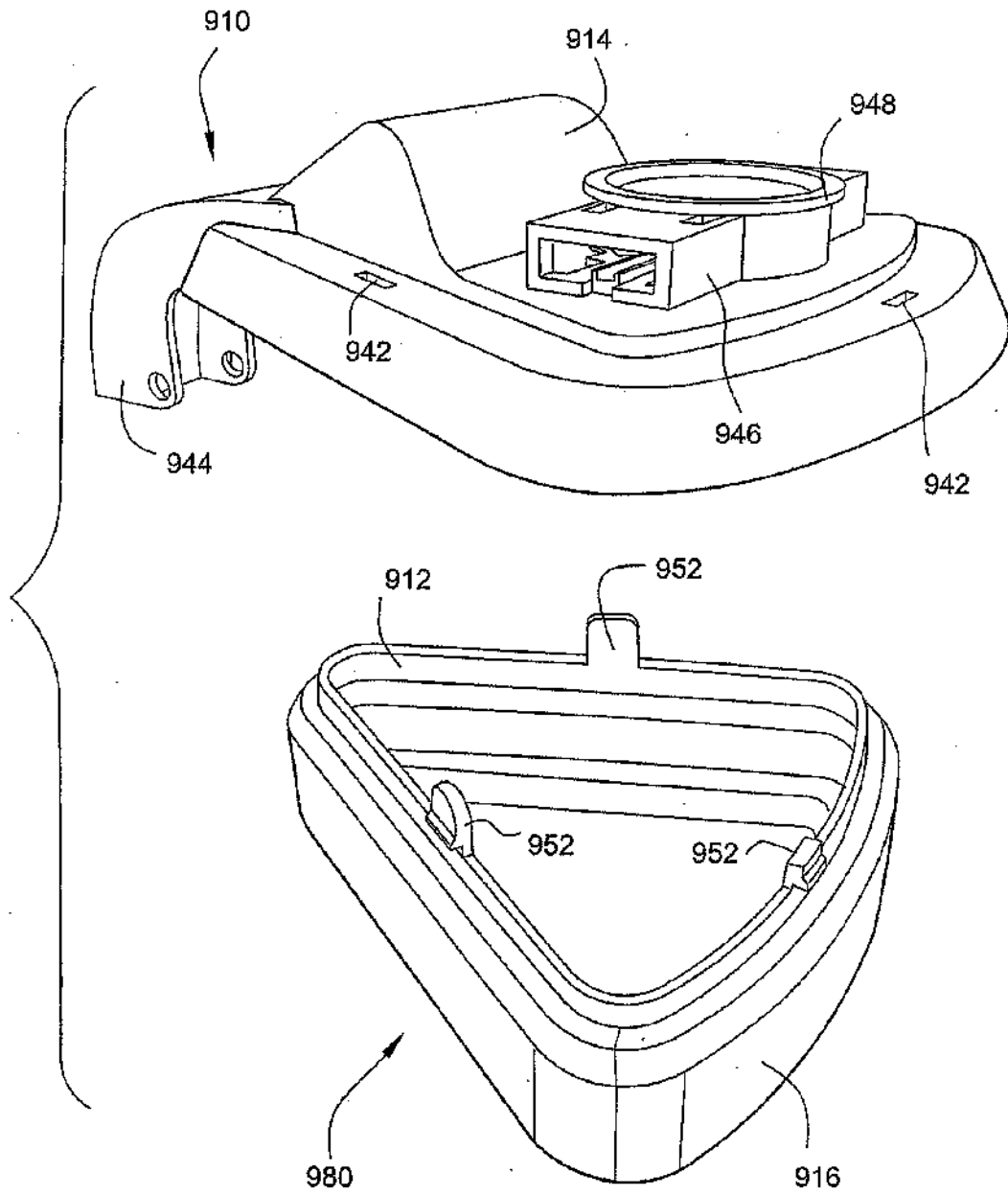


Fig. 19

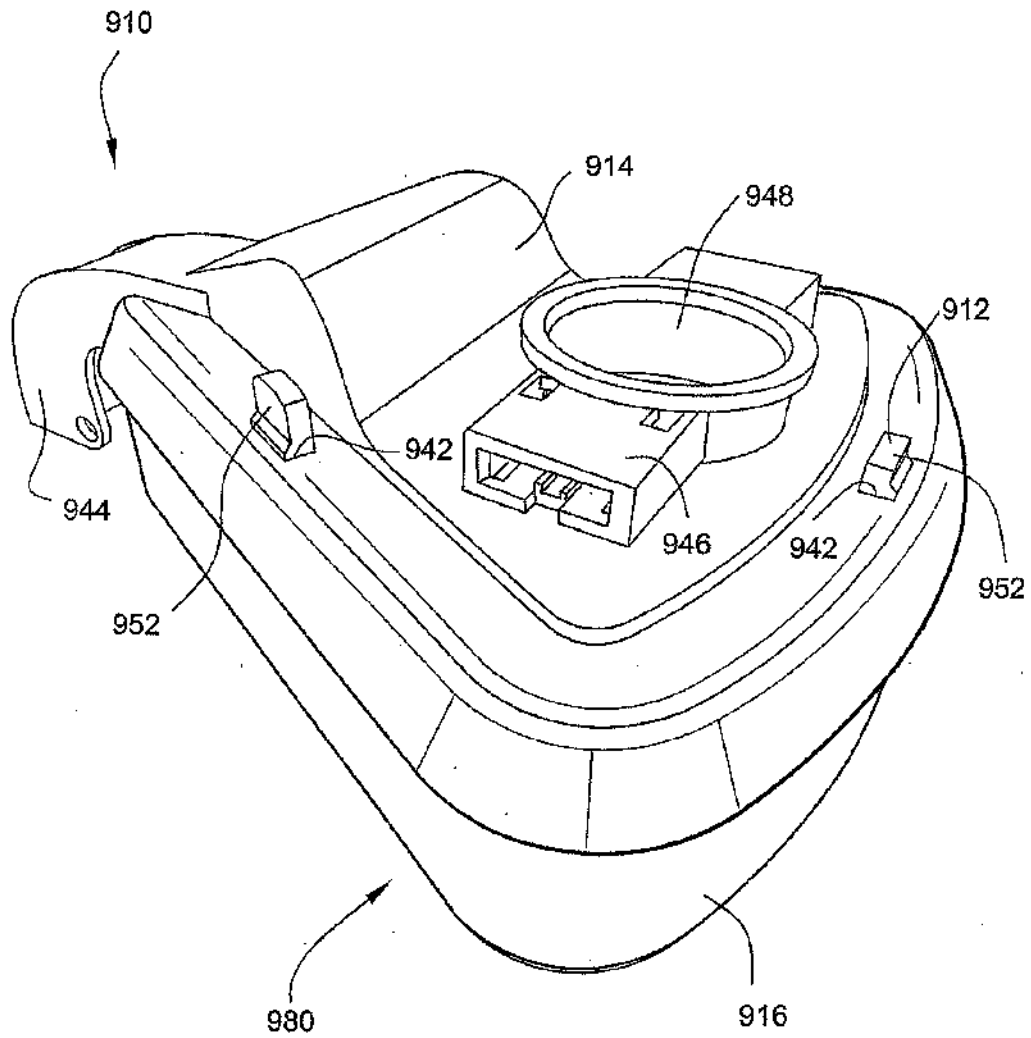


Fig. 20

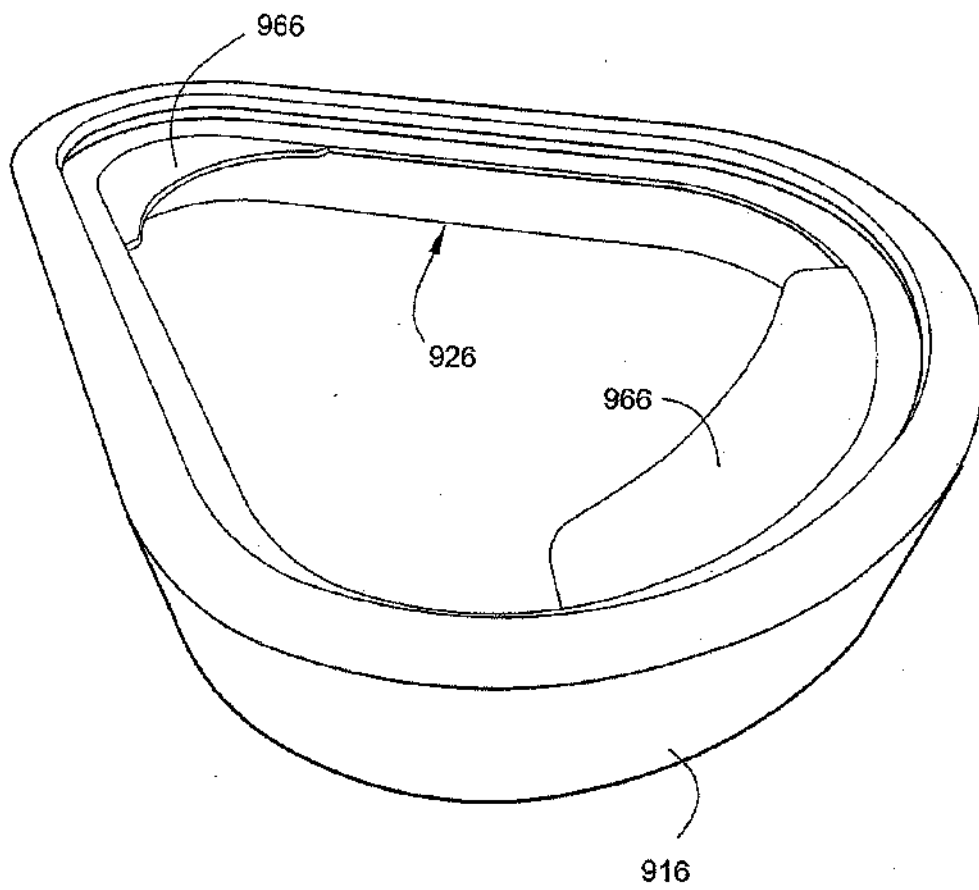


Fig. 21

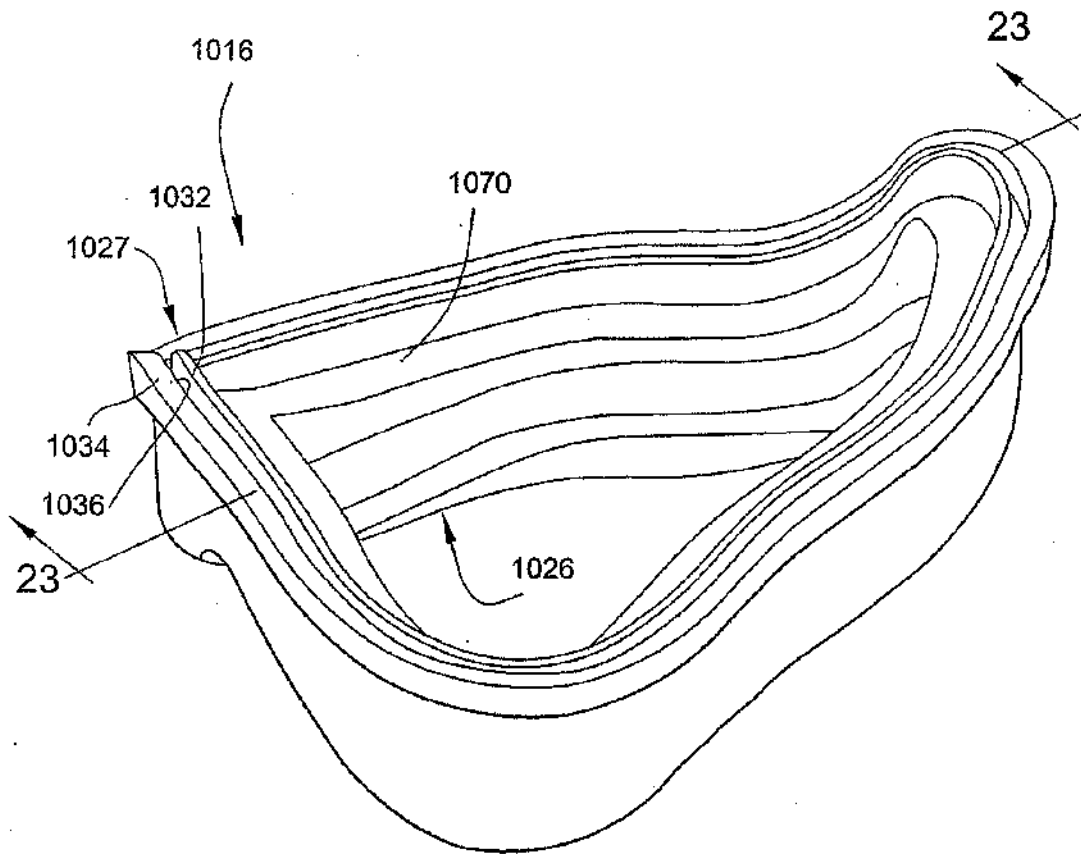


Fig. 22




Fig. 23

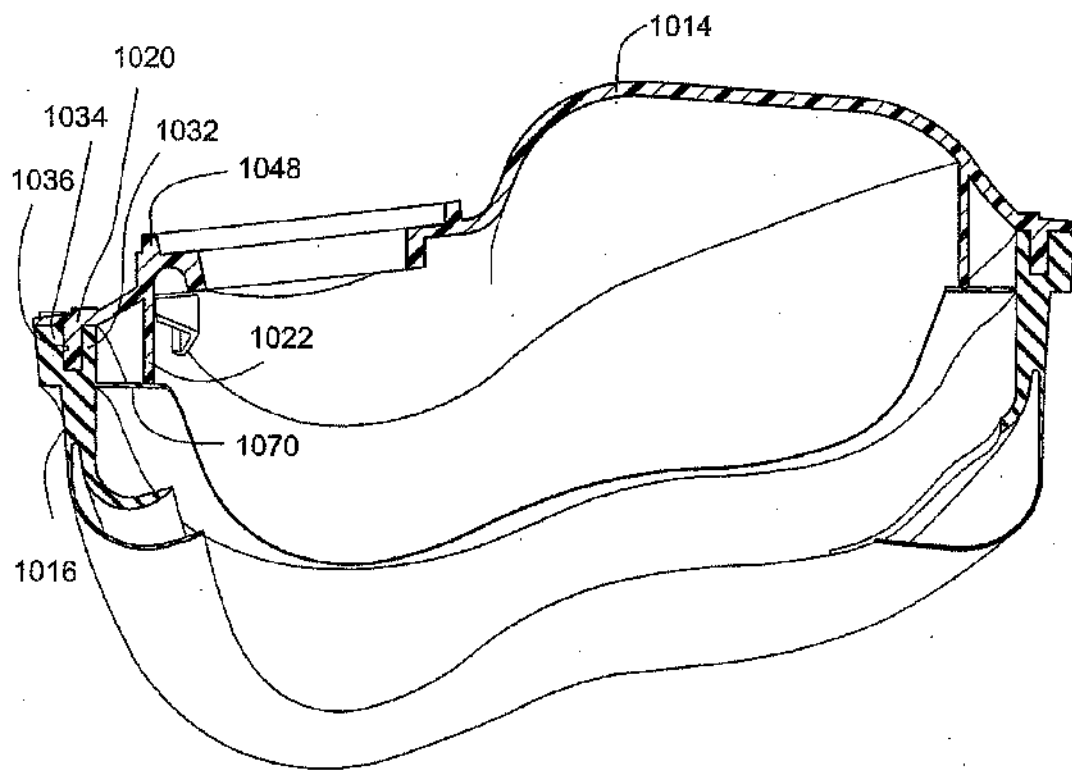


Fig. 24

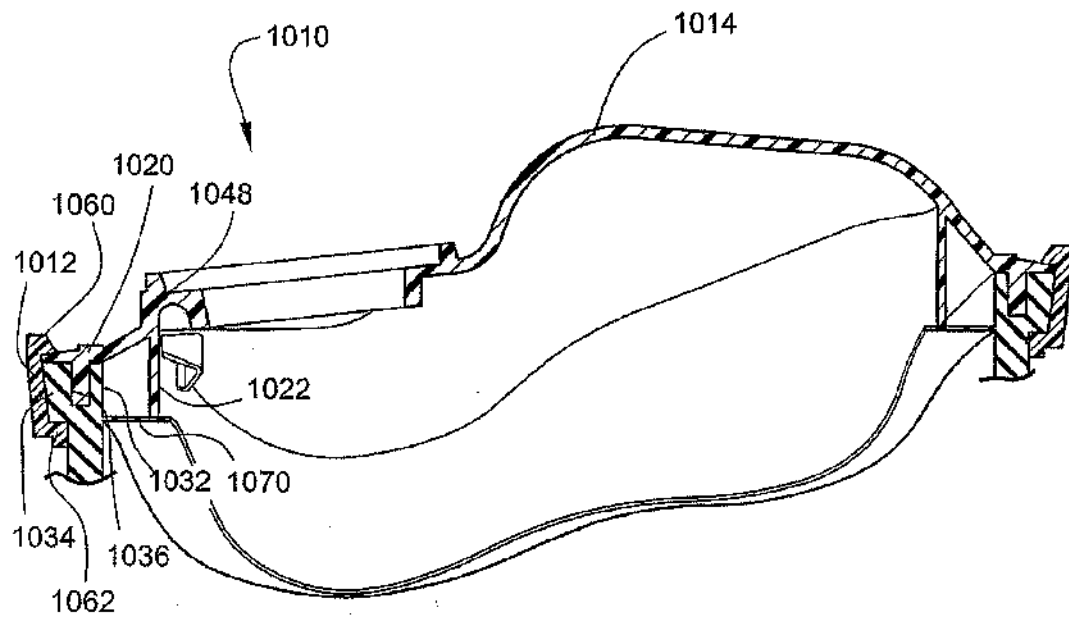


Fig. 25

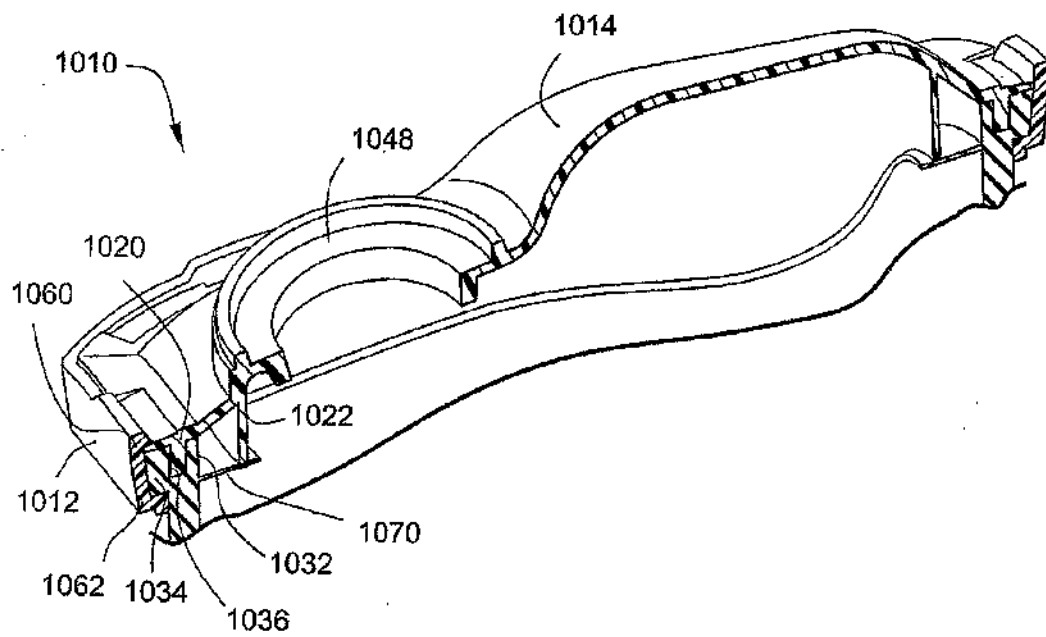


Fig. 26

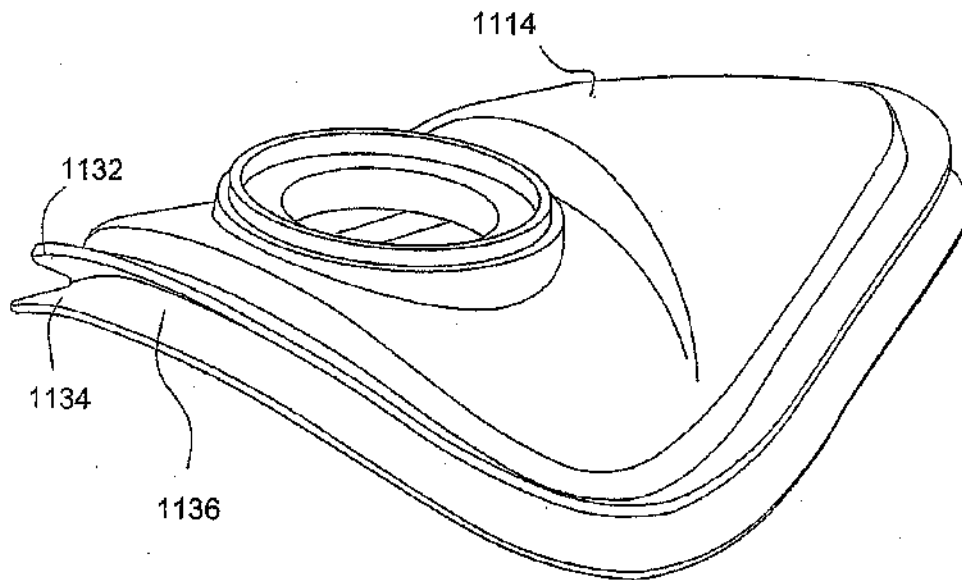


Fig. 27

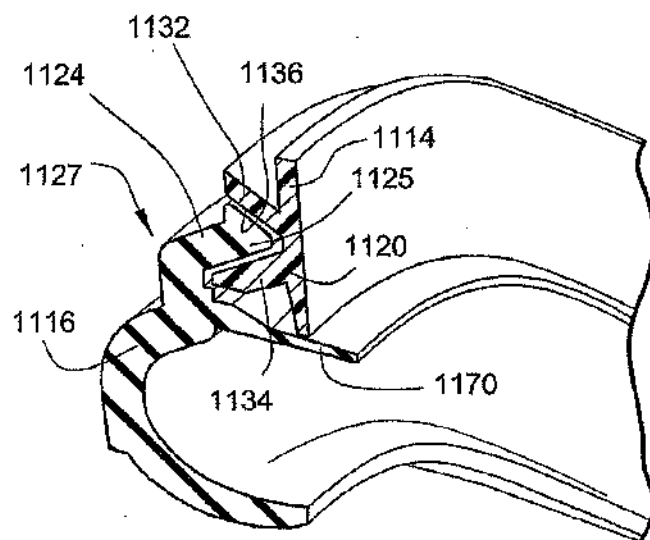


Fig. 28

29/99

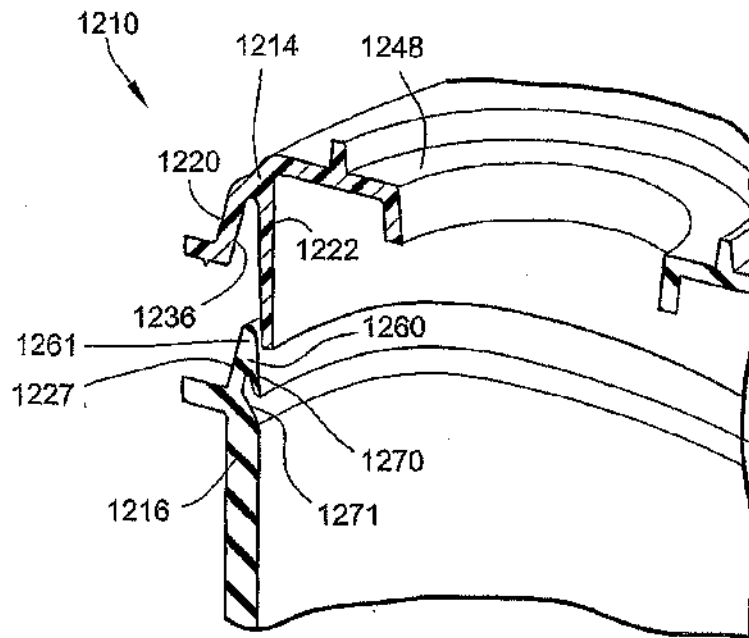


Fig. 29

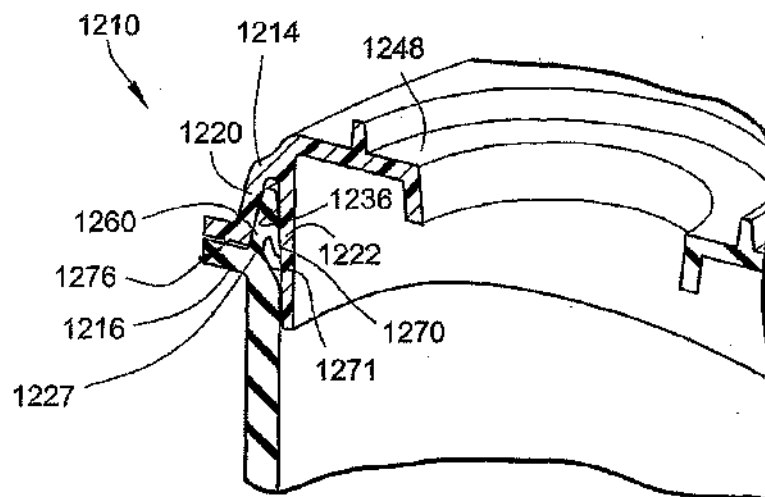


Fig. 30

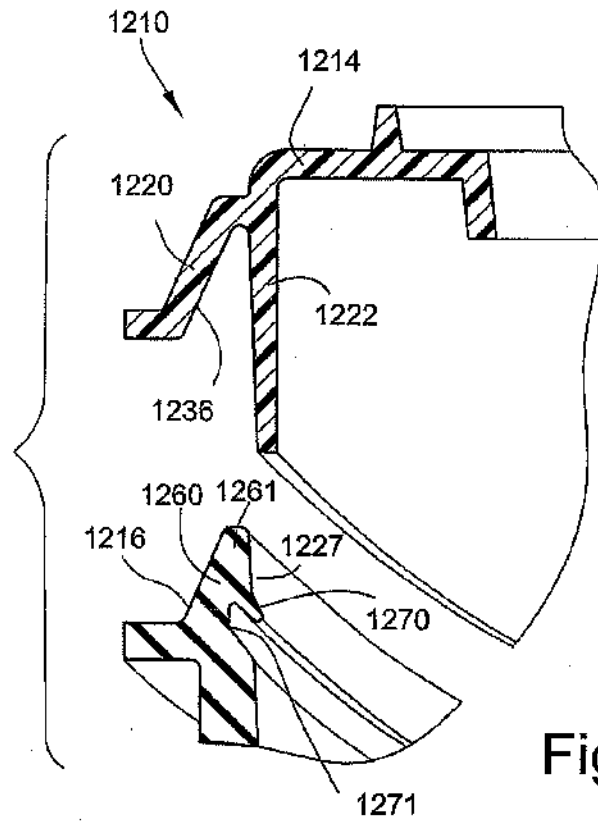


Fig. 31

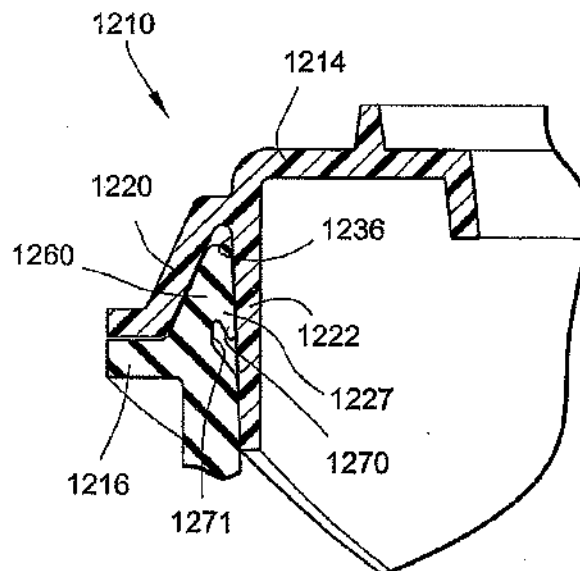


Fig. 32

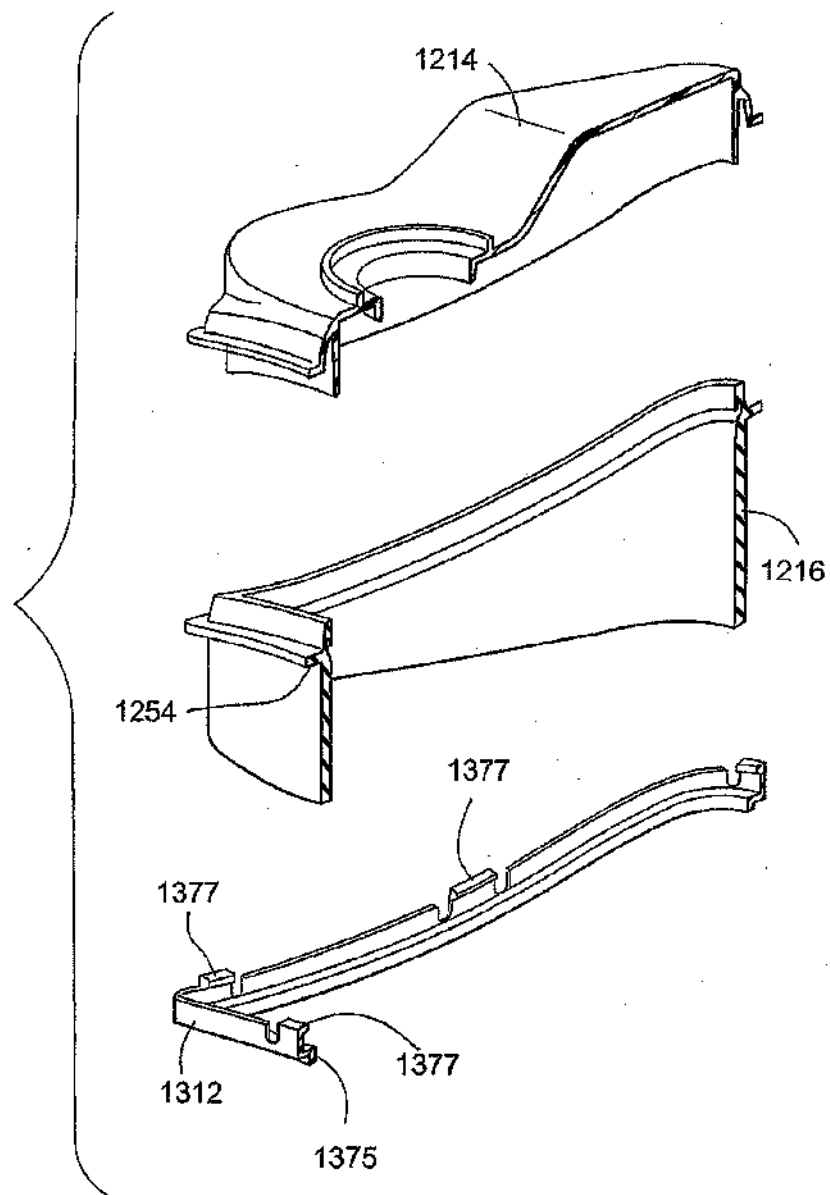


Fig. 33

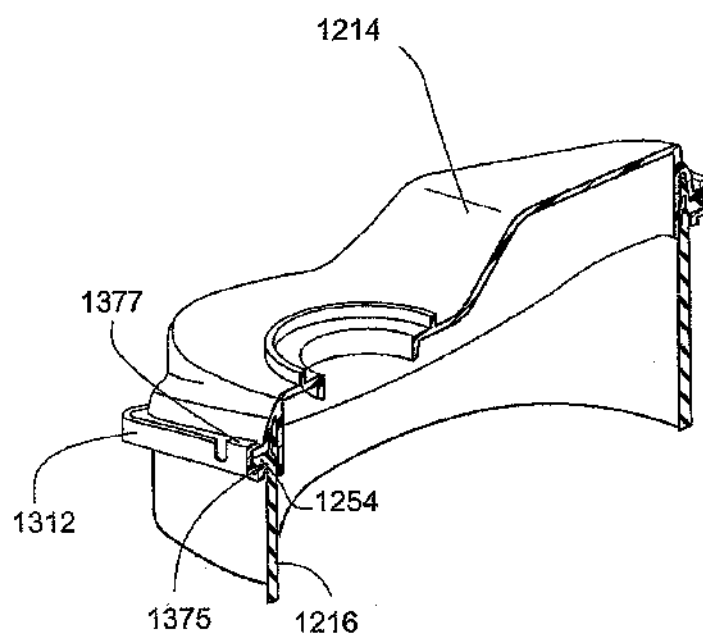


Fig. 34

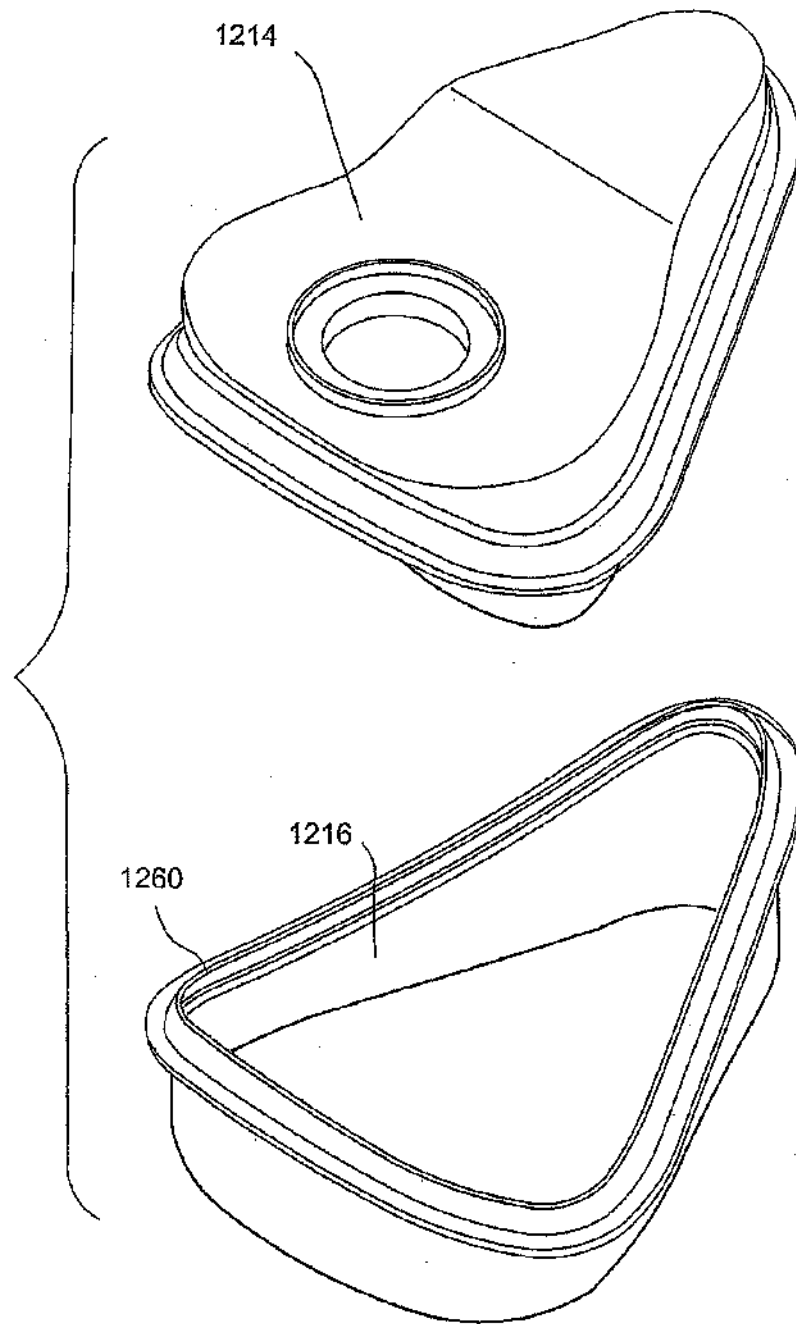


Fig. 35

34/99

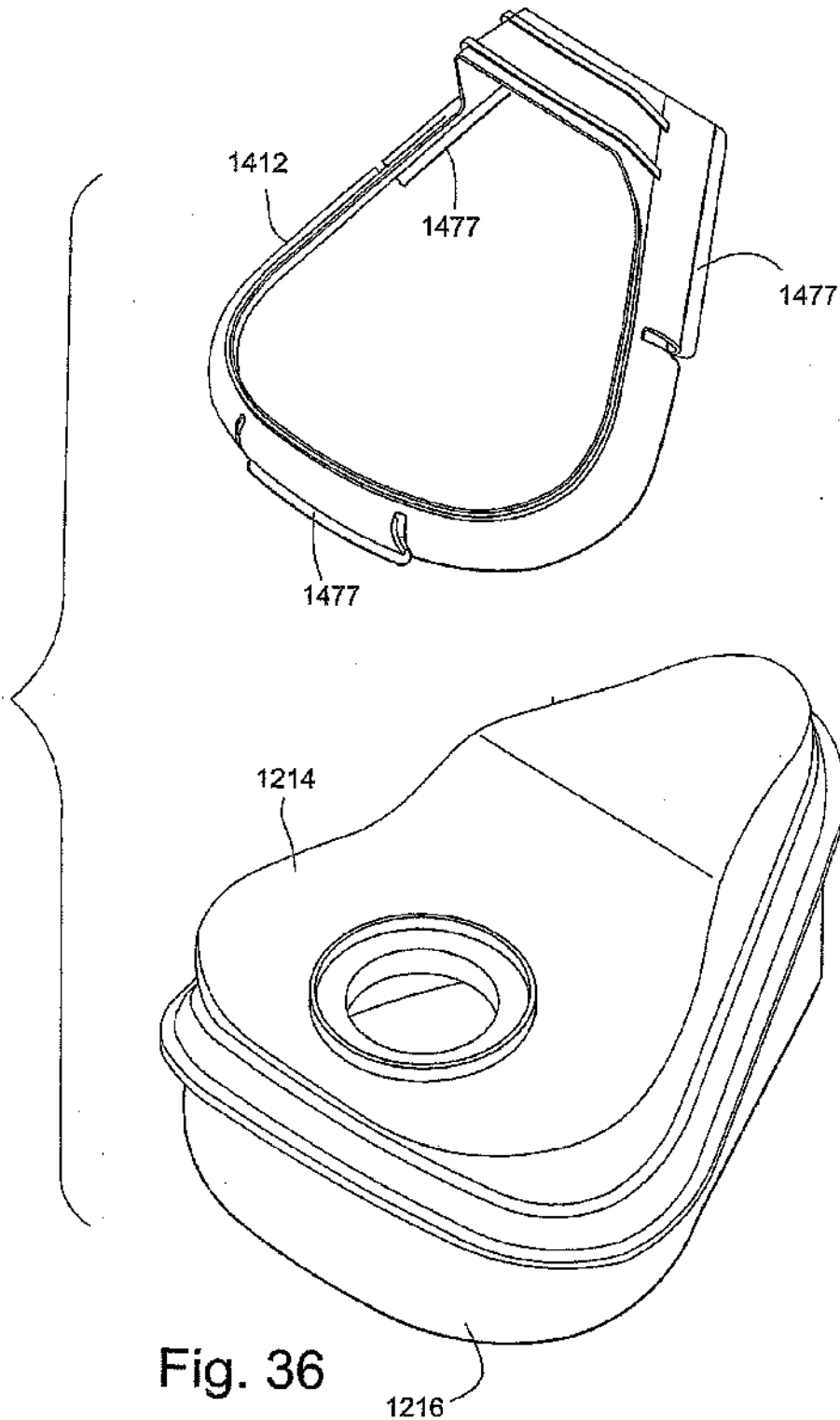


Fig. 36

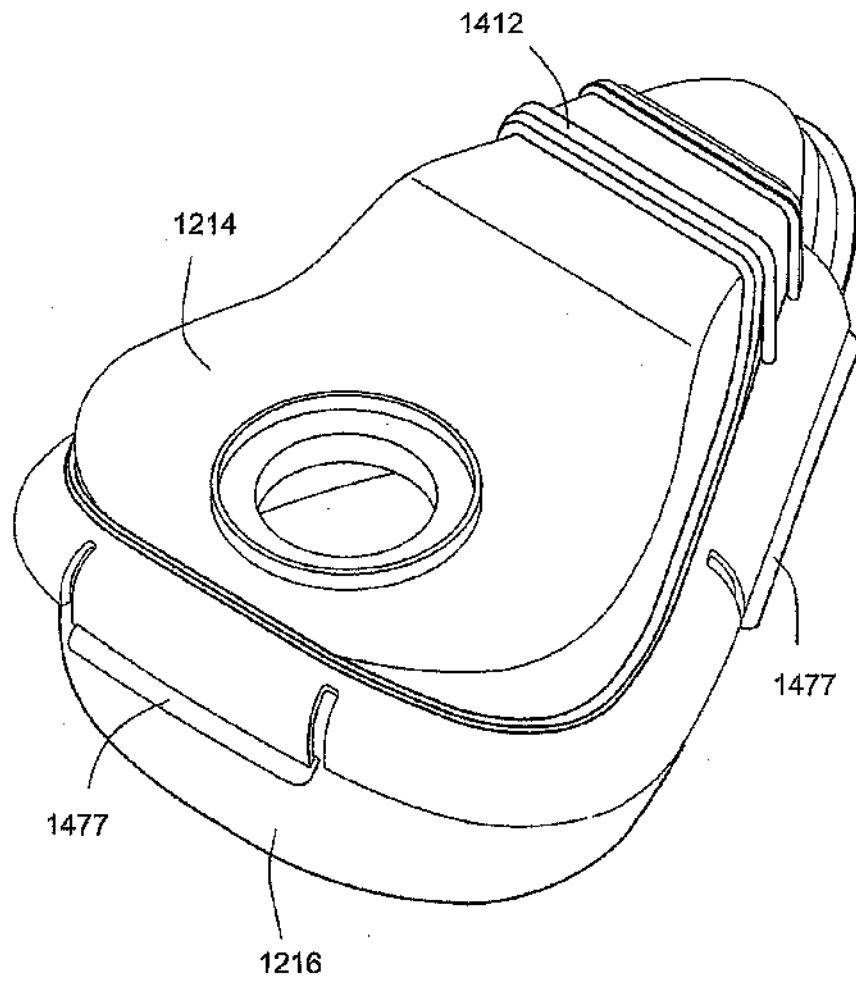
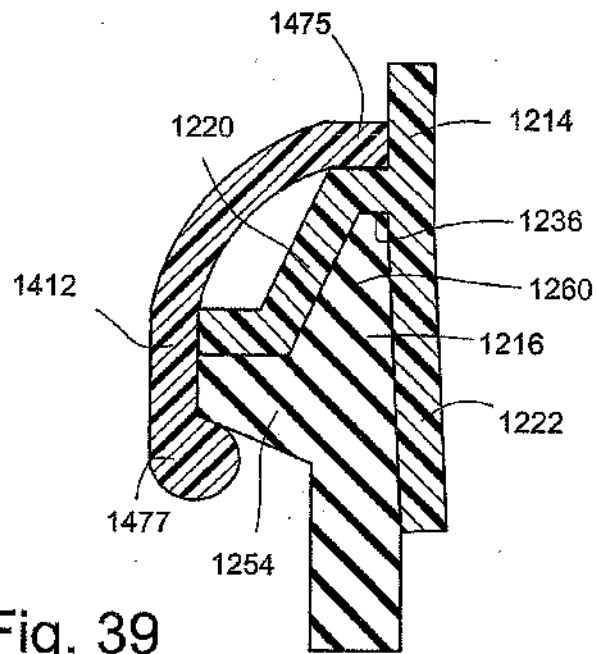
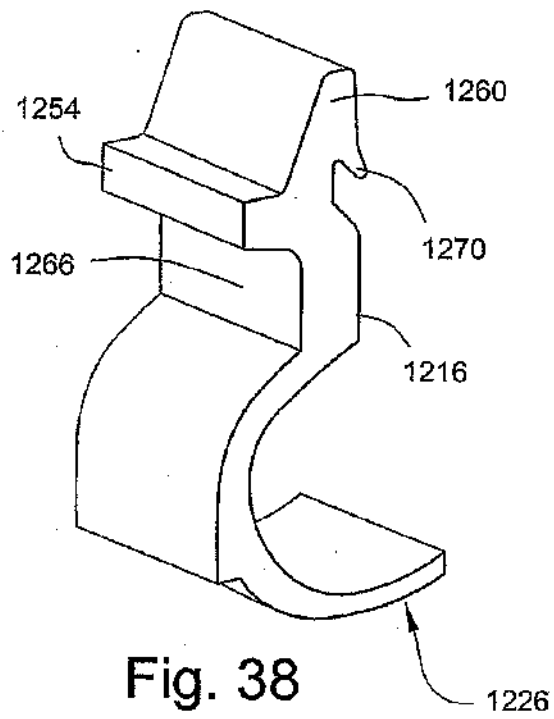


Fig. 37



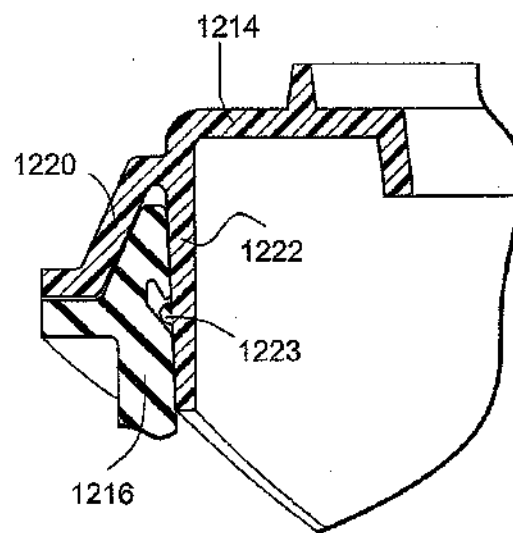


Fig. 40

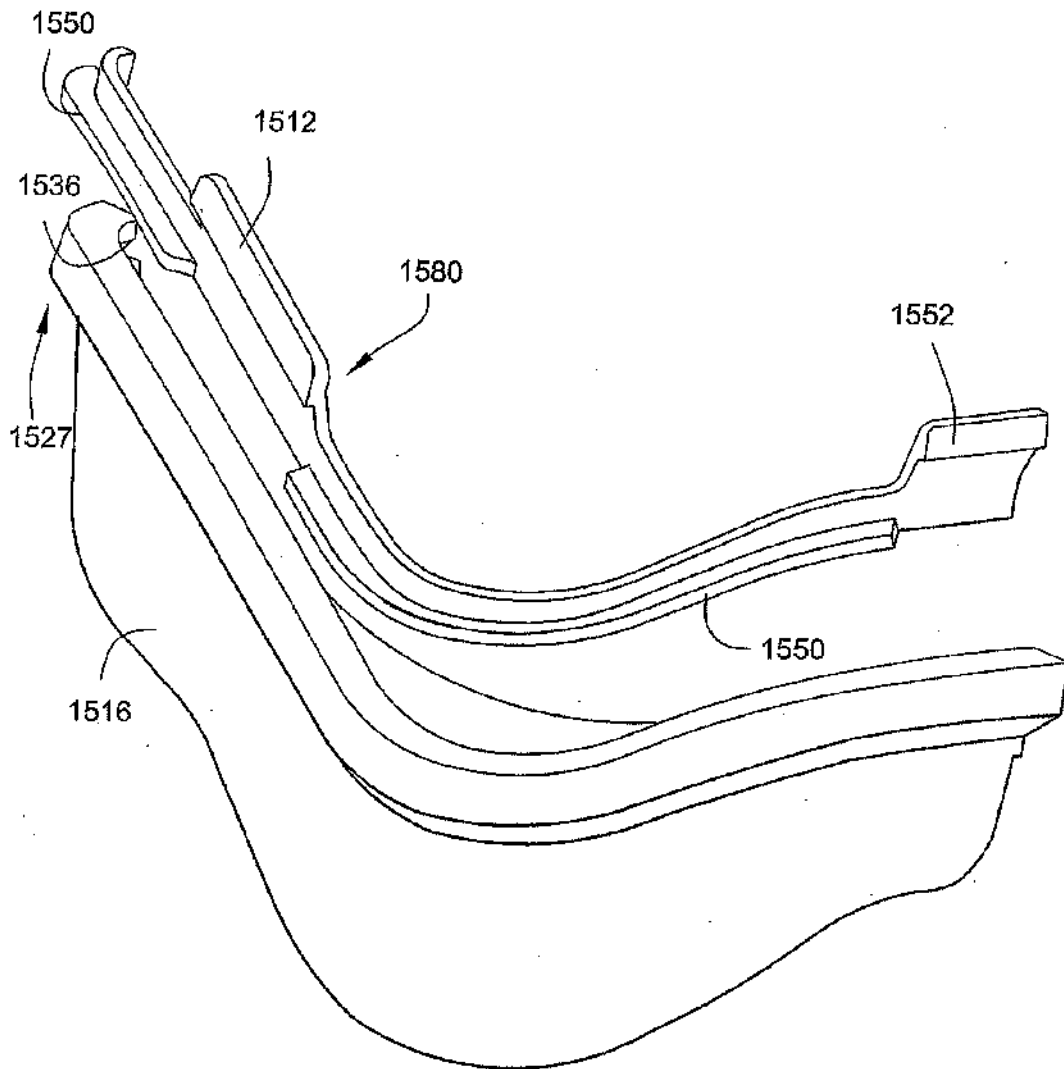


Fig. 41

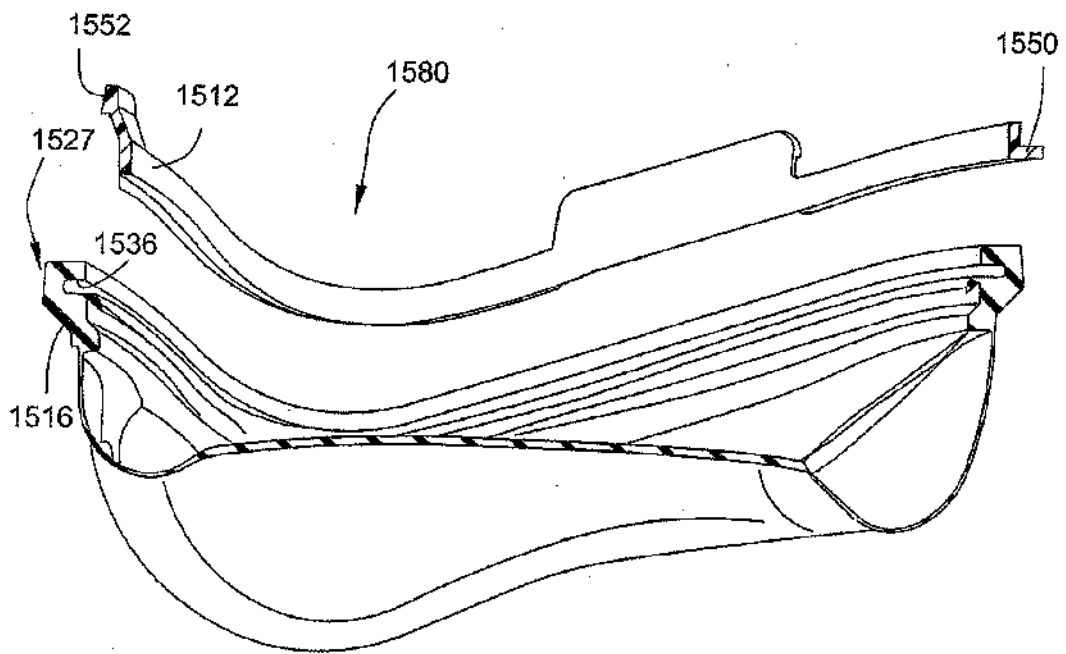


Fig. 42

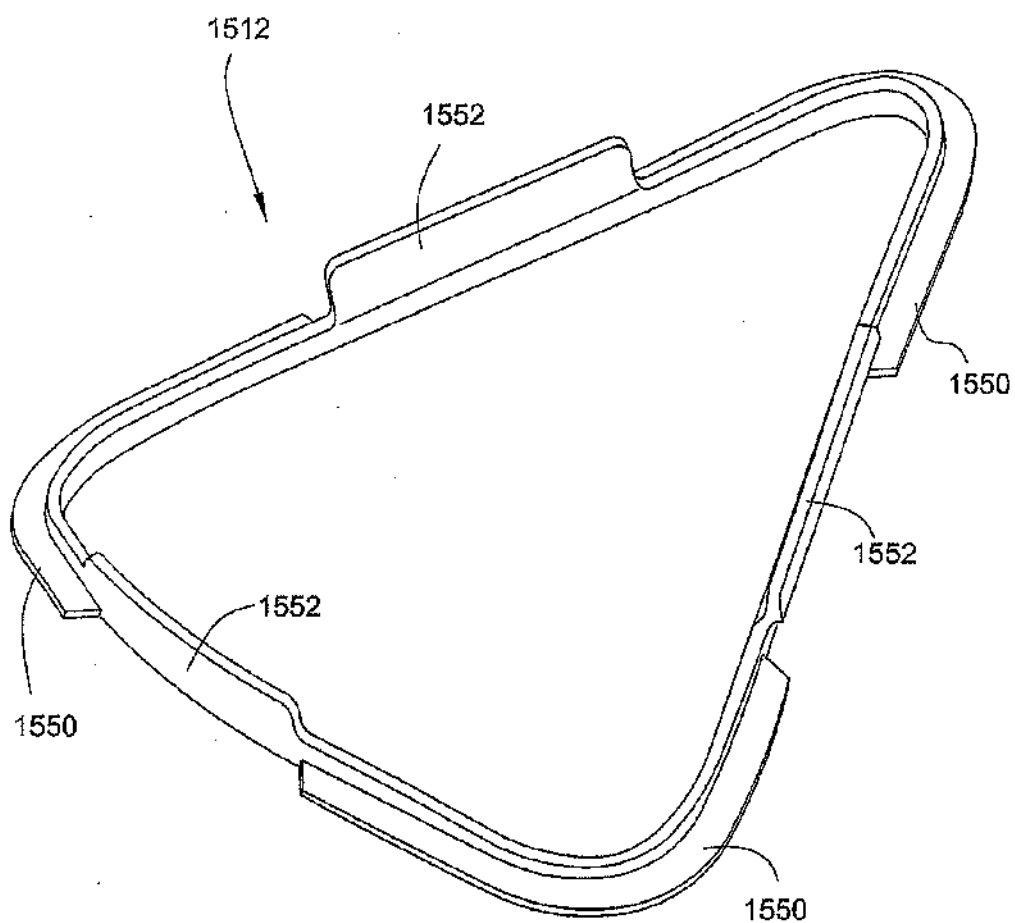


Fig. 43

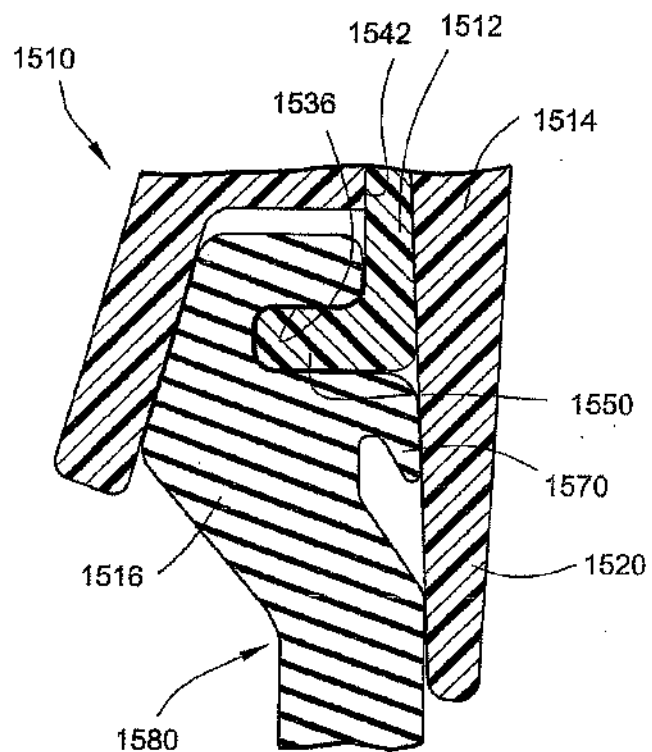


Fig. 44

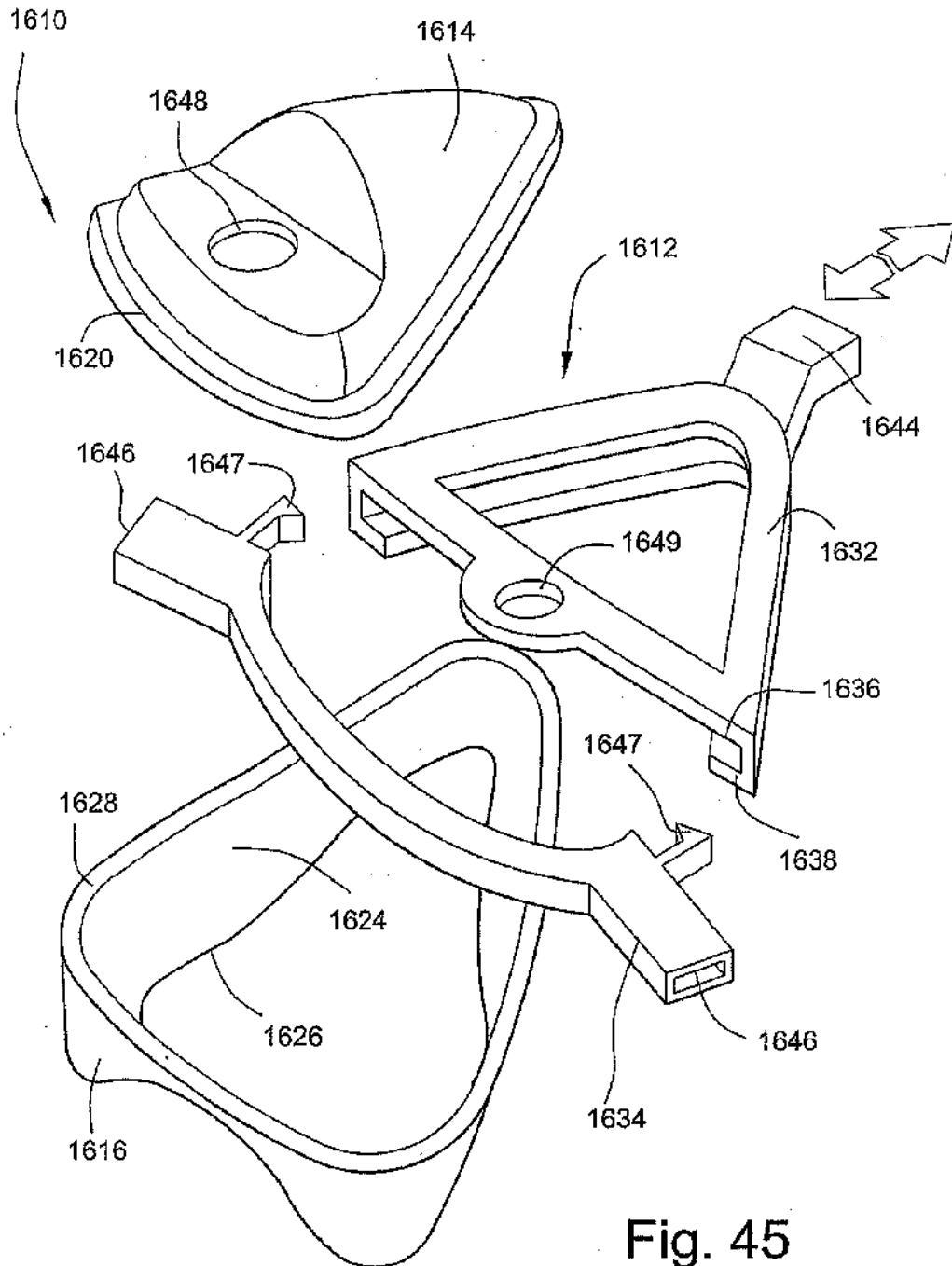


Fig. 45

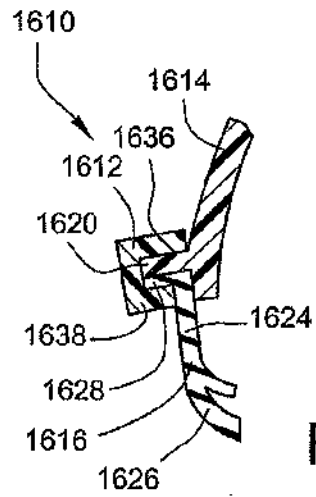


Fig. 46

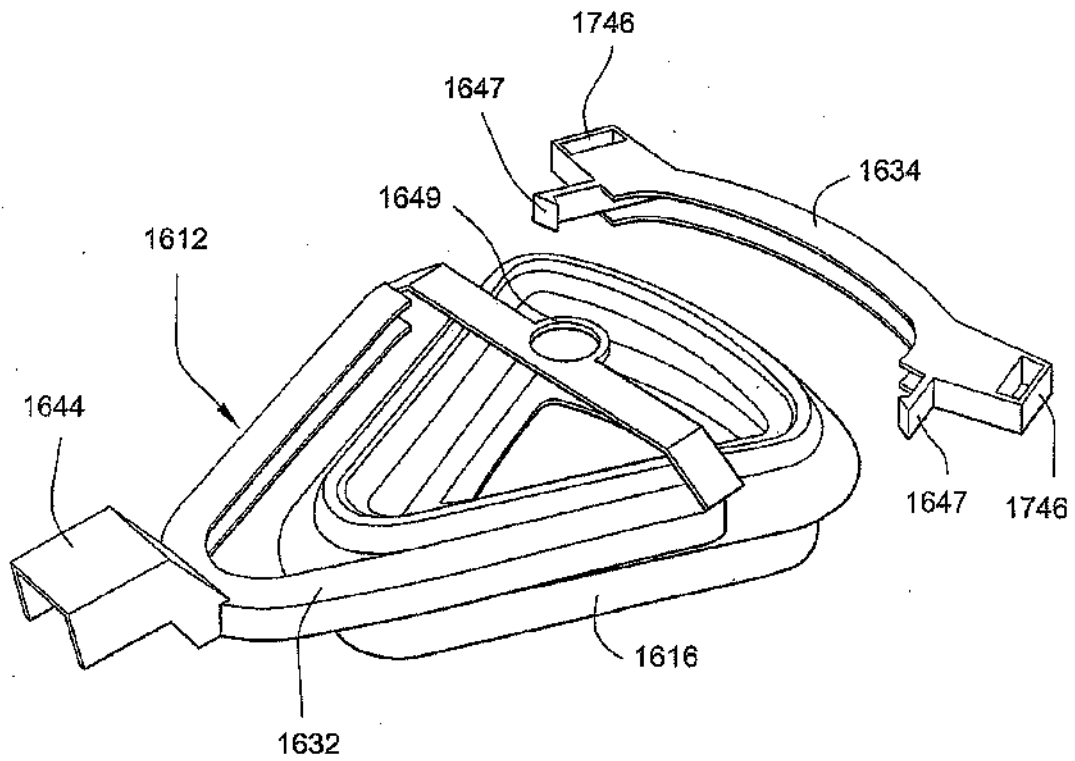


Fig. 47

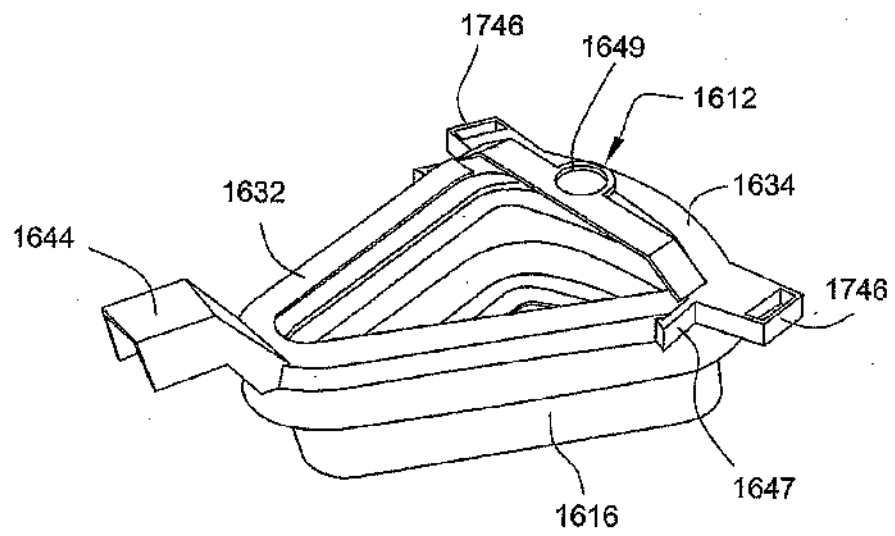


Fig. 48

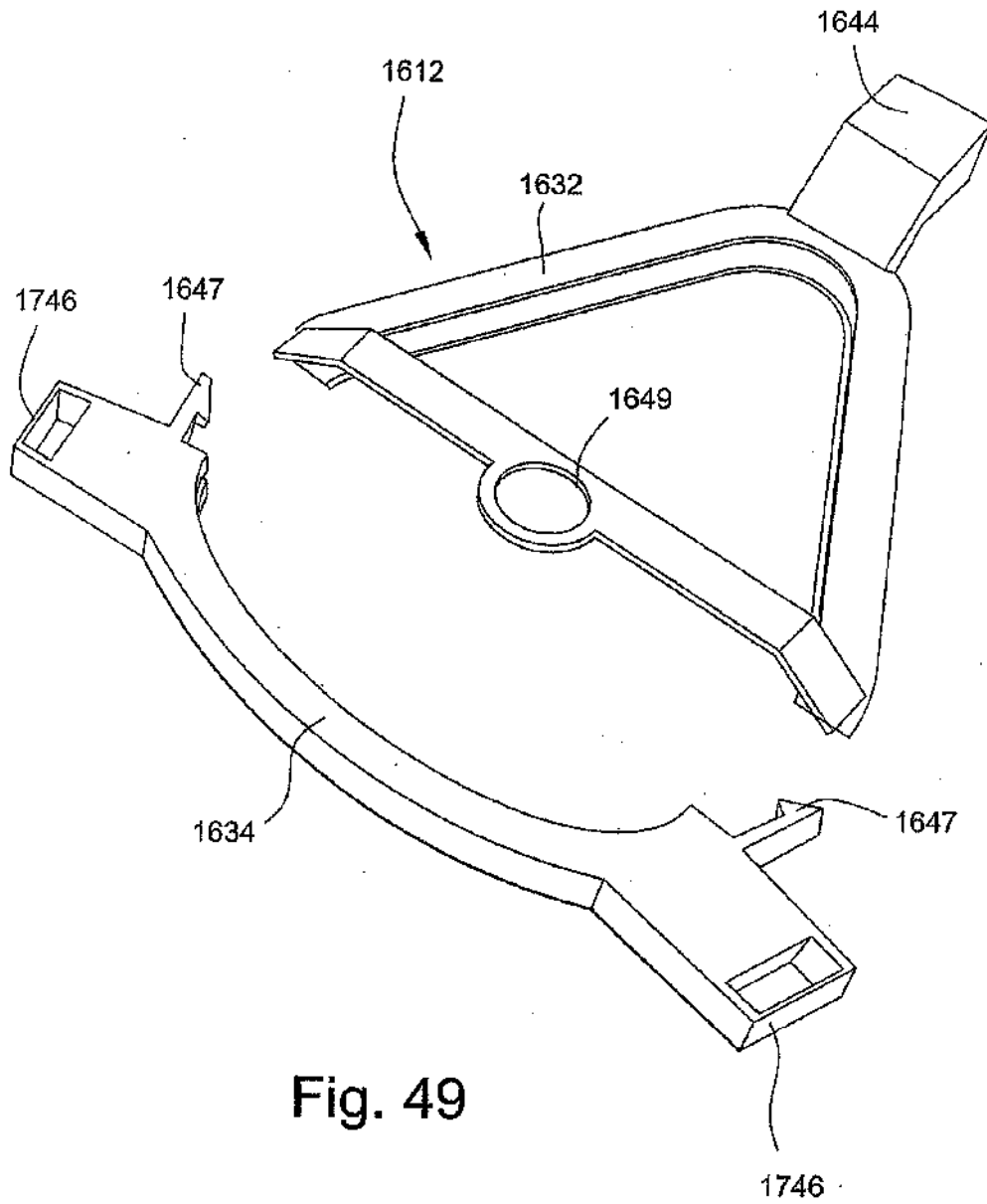


Fig. 49

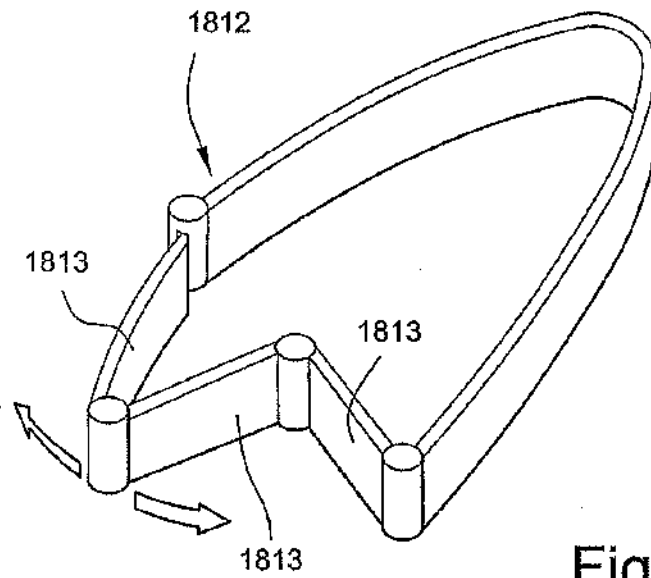


Fig. 50

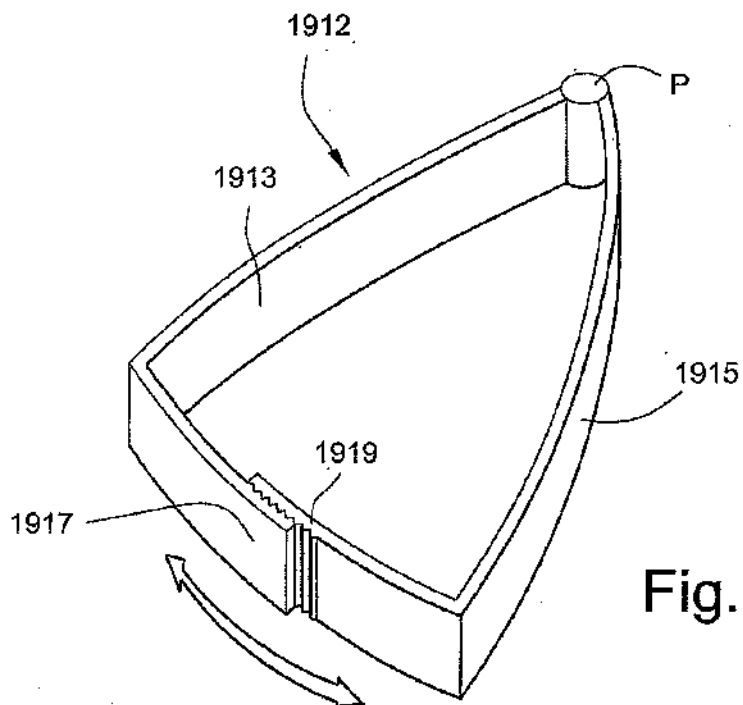


Fig. 51

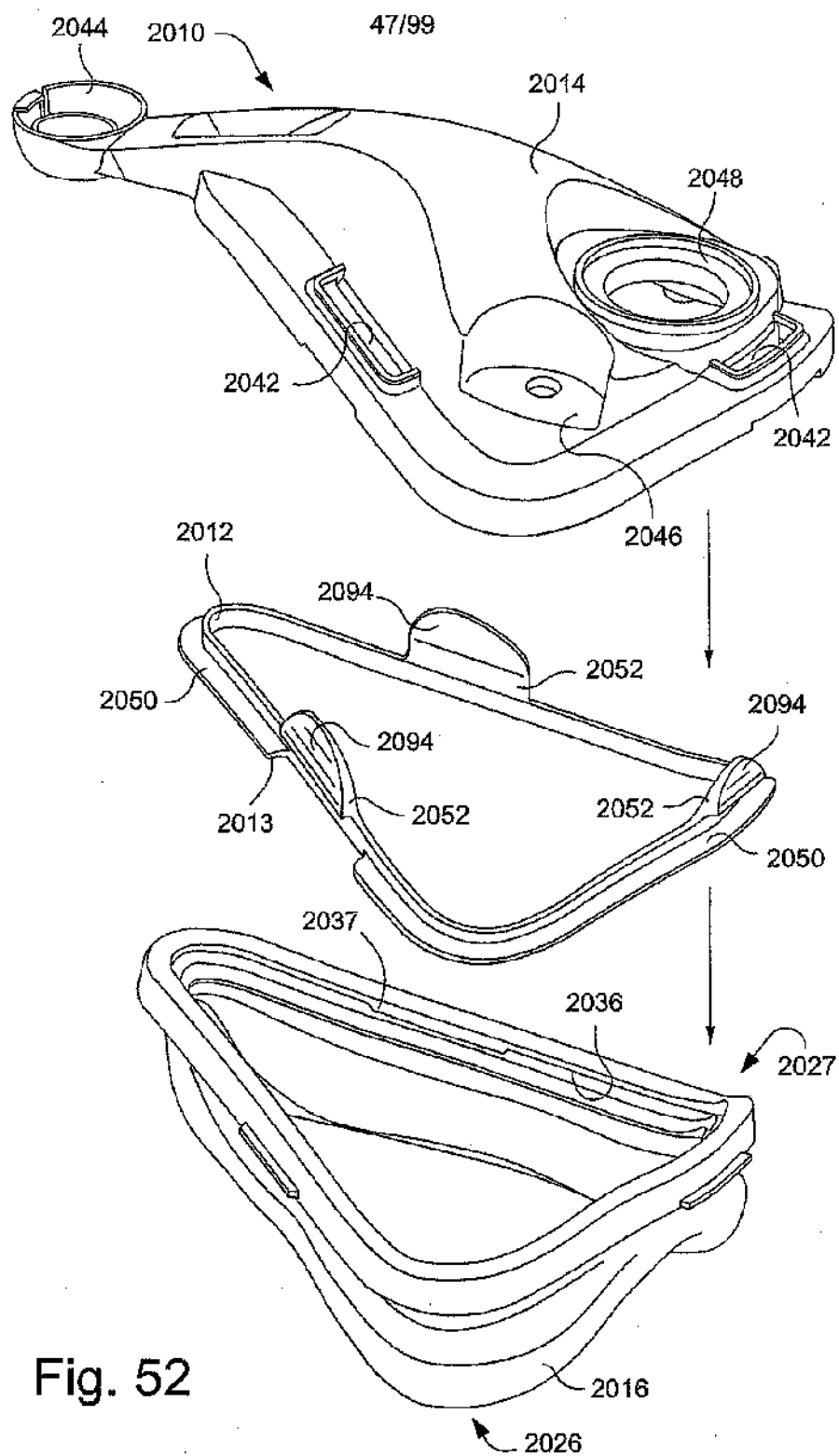


Fig. 52

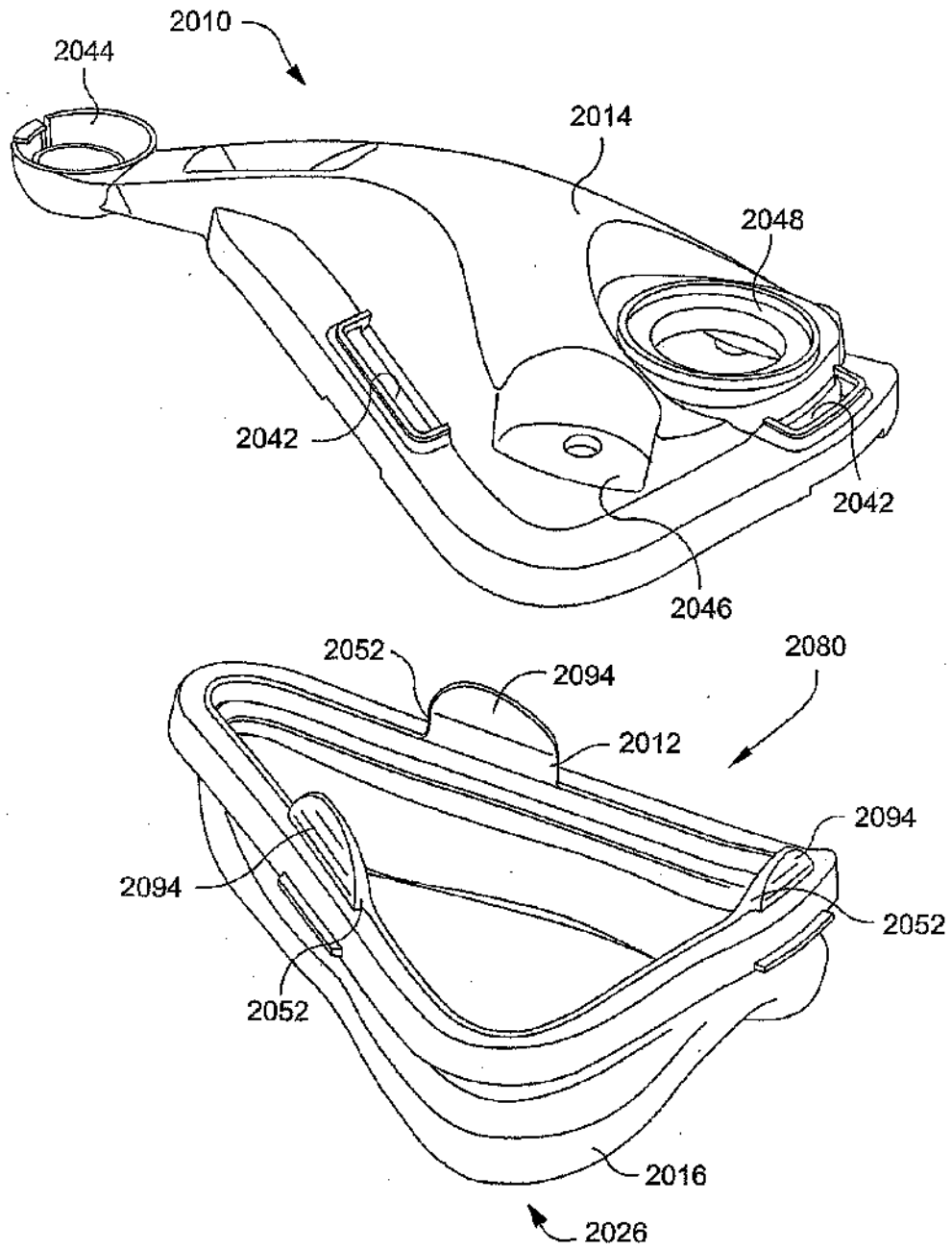


Fig. 53

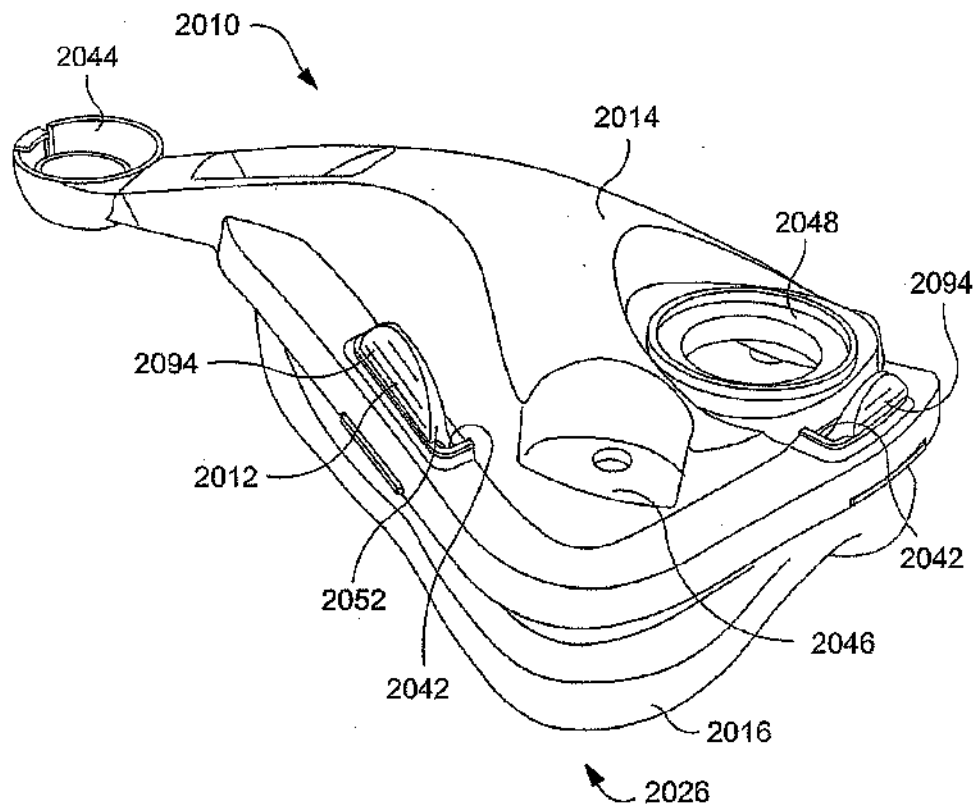


Fig. 54

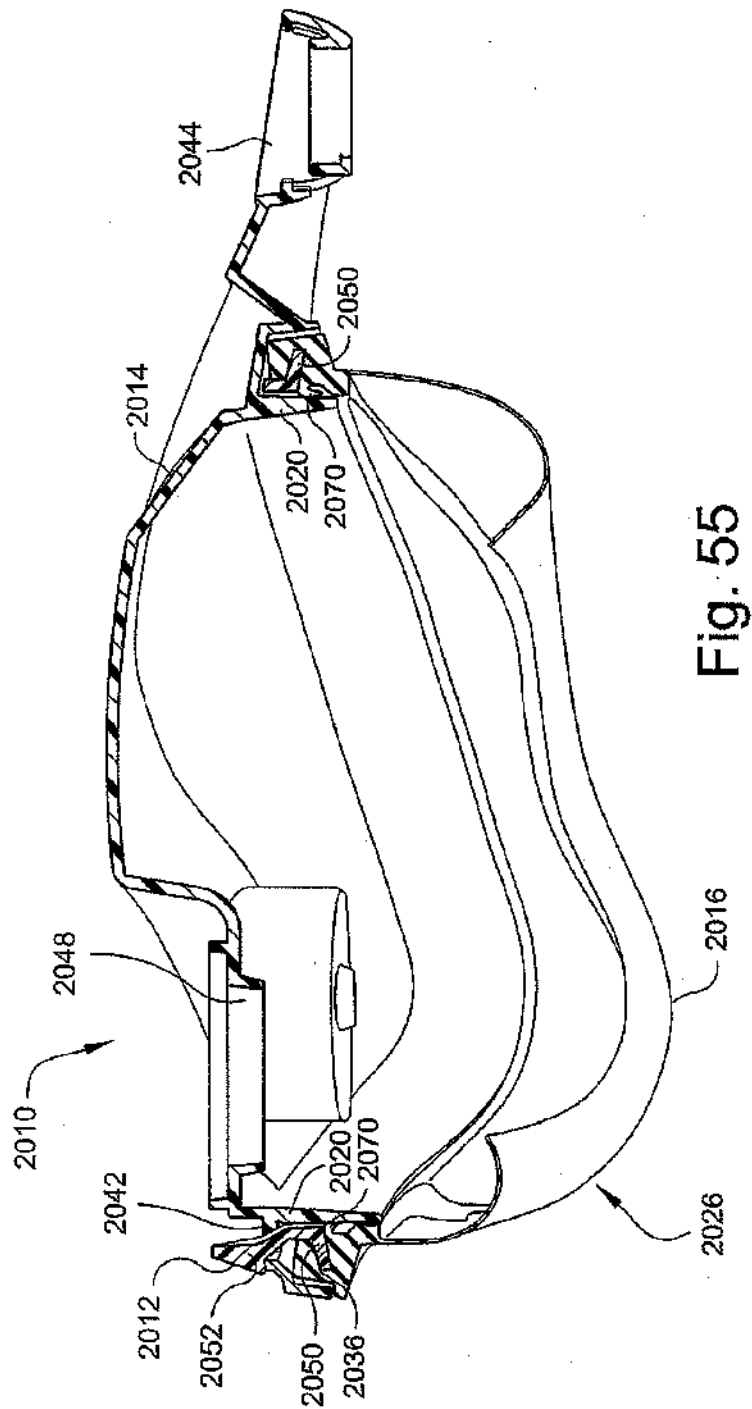


Fig. 55

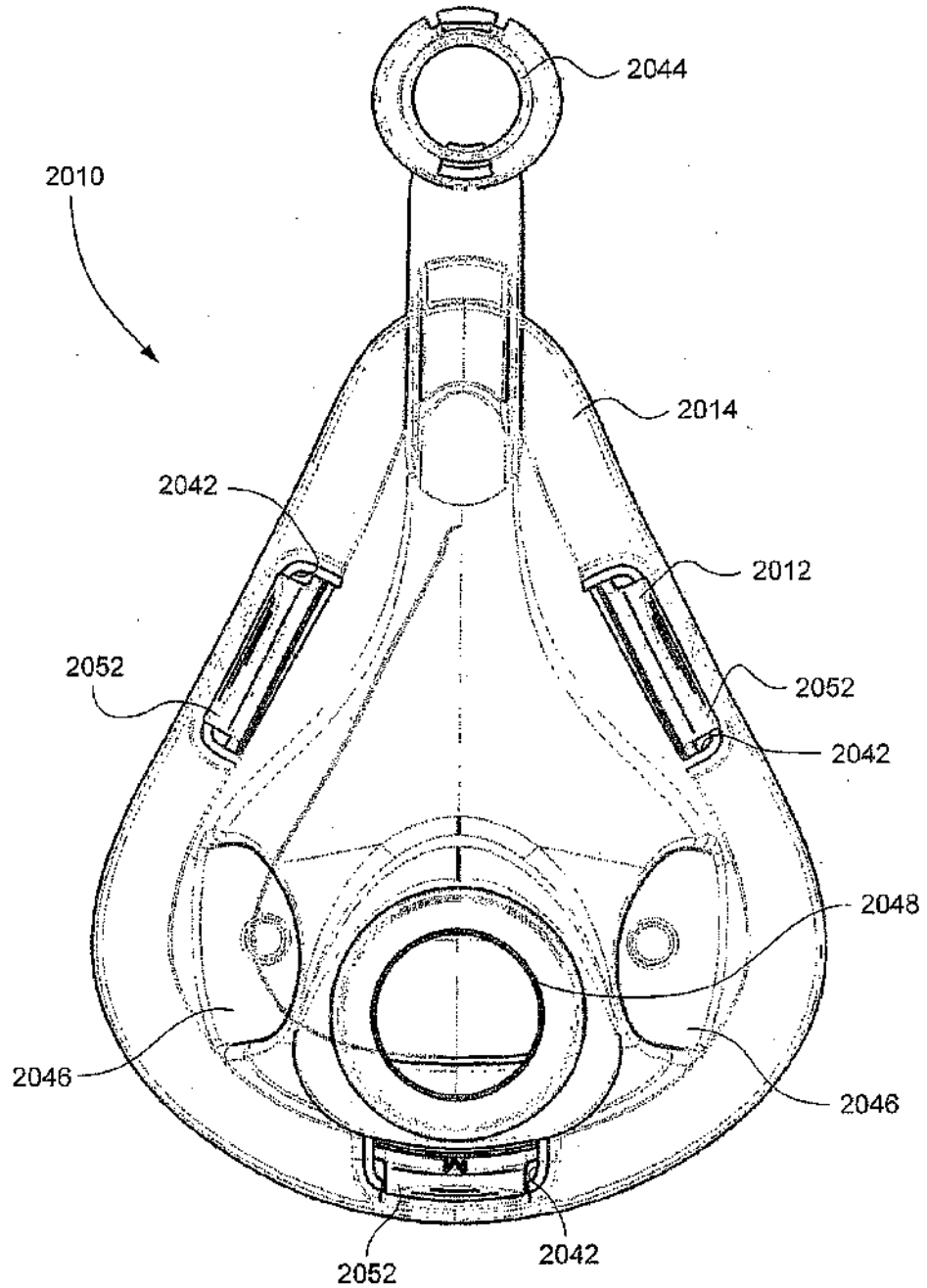


Fig. 56

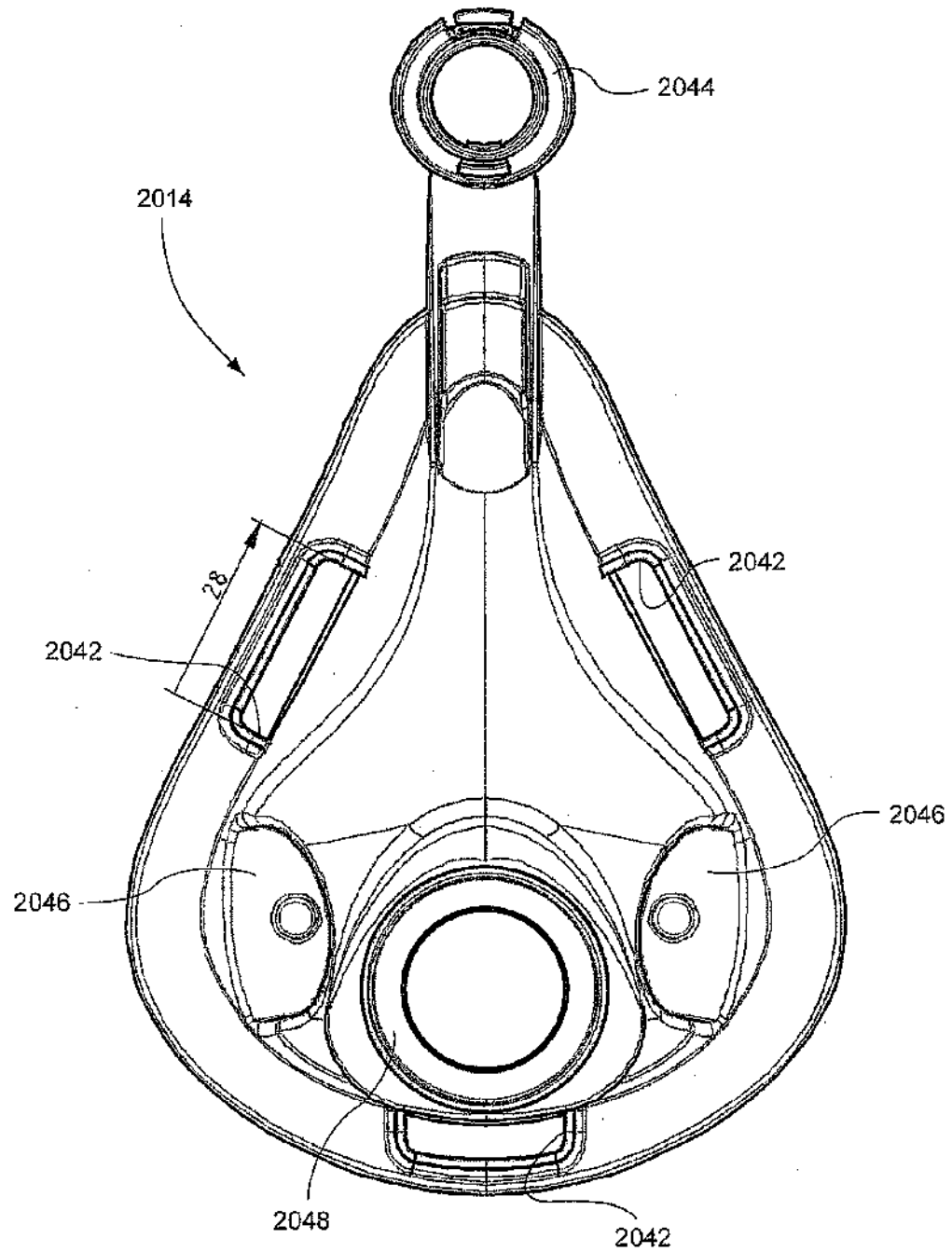


Fig. 57

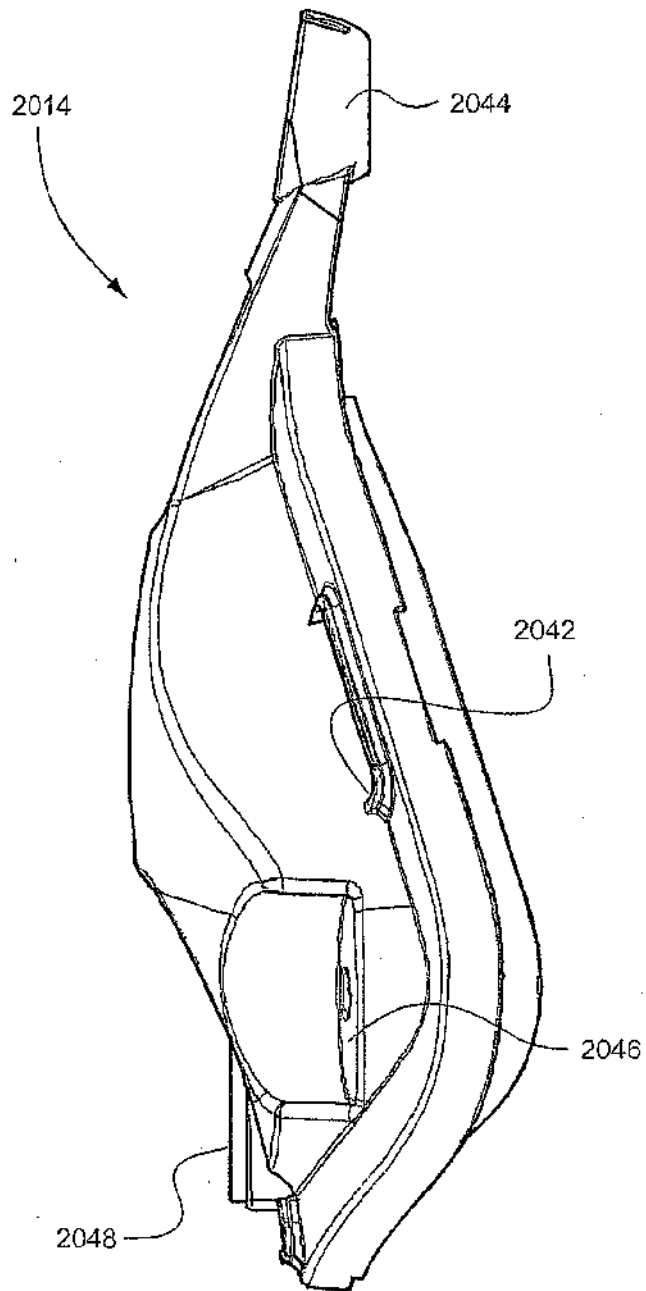
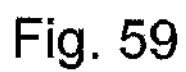


Fig. 58



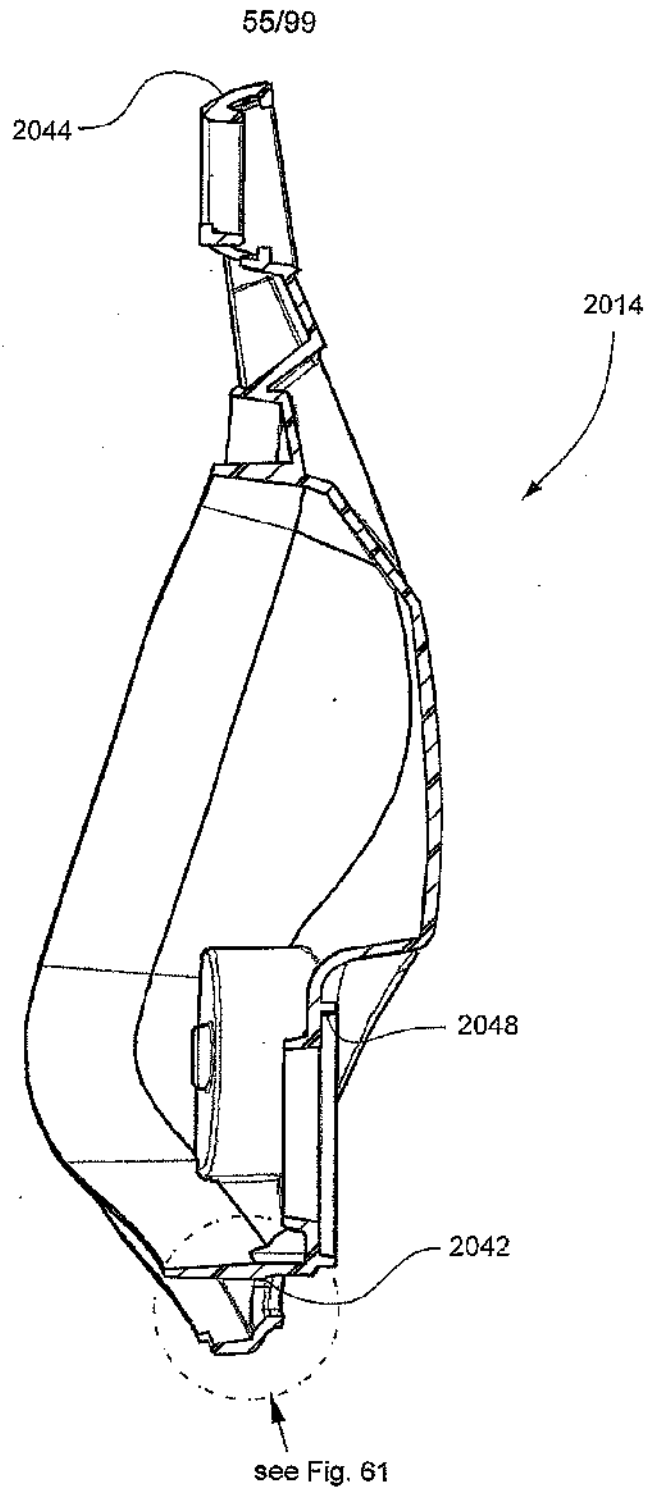


Fig. 60

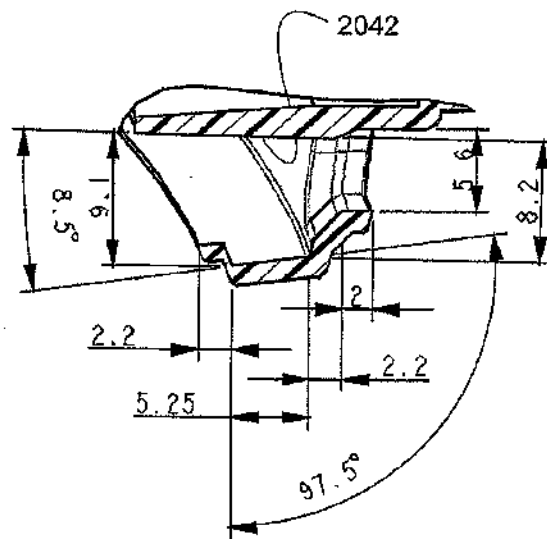


Fig. 61

57/99

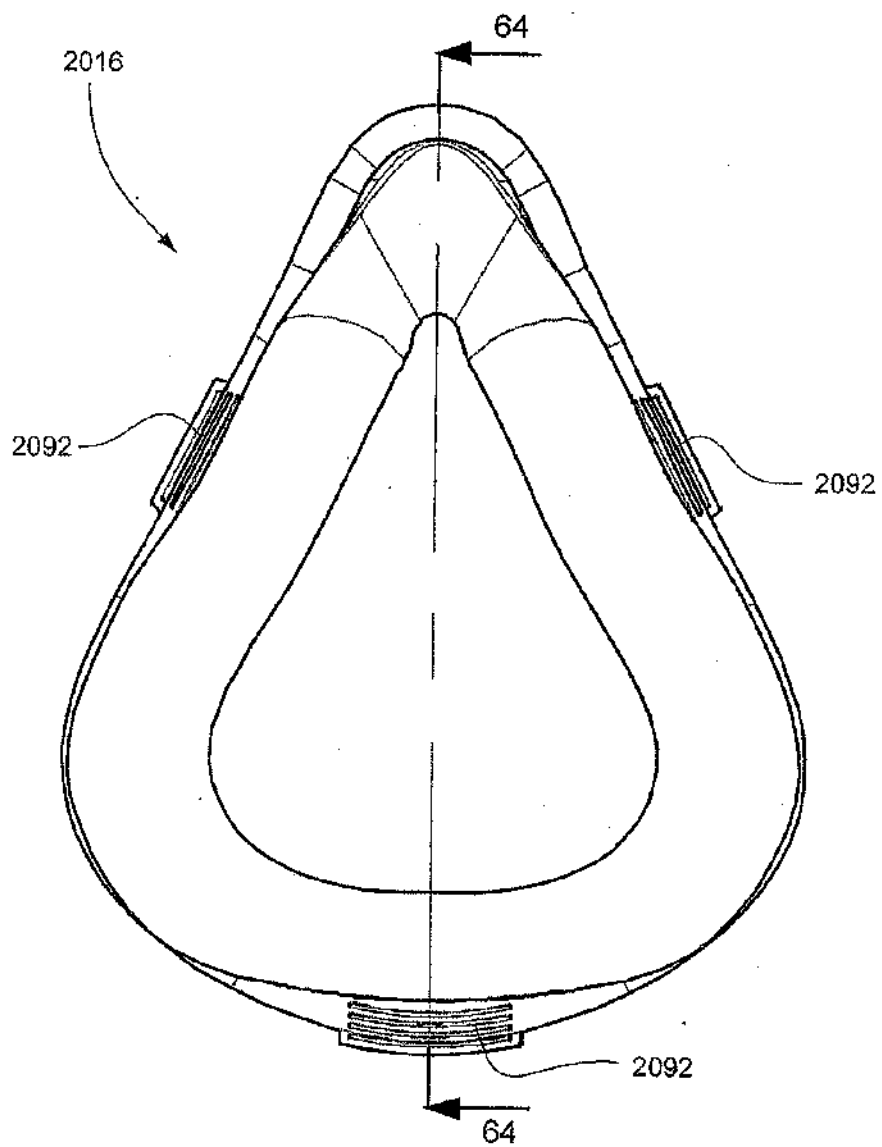


Fig. 62

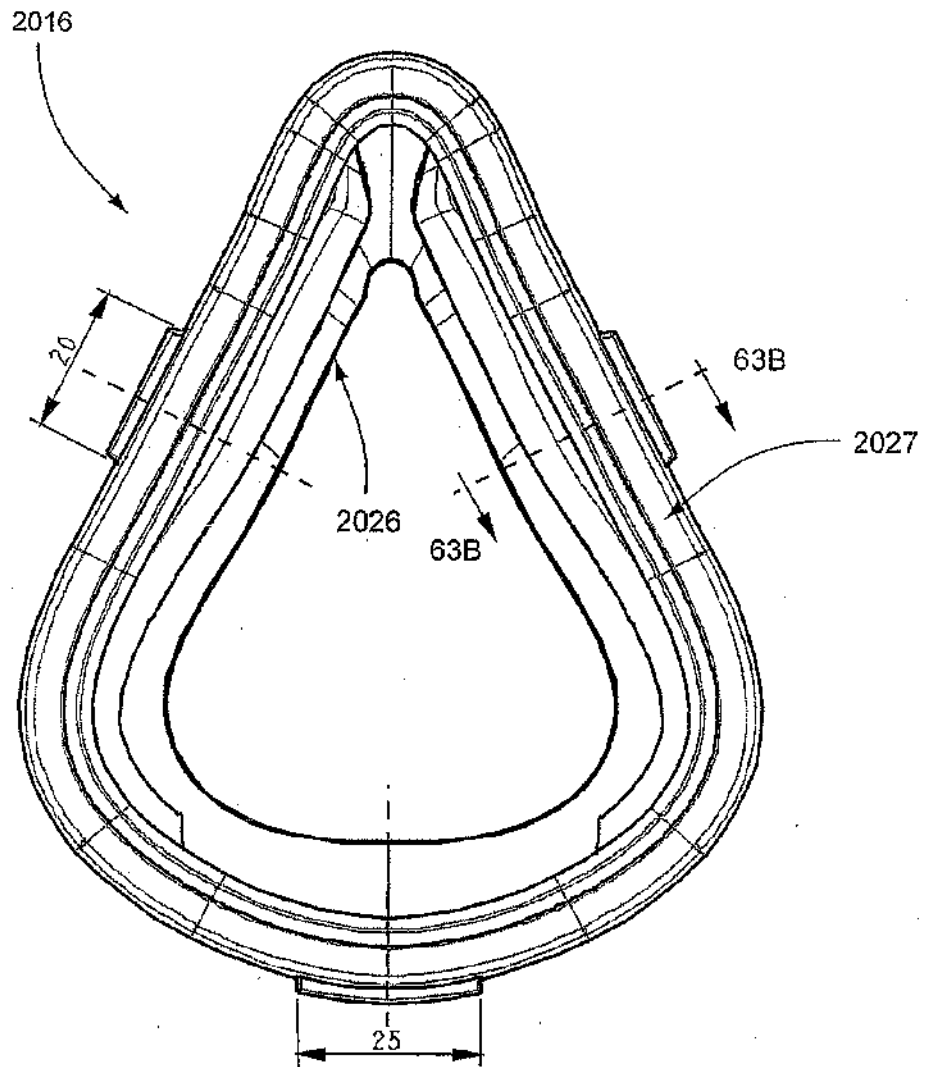


Fig. 63

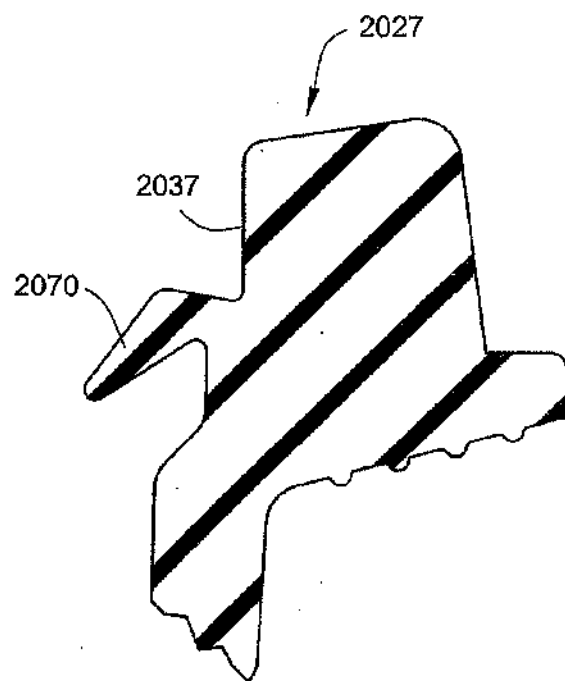


Fig. 63B

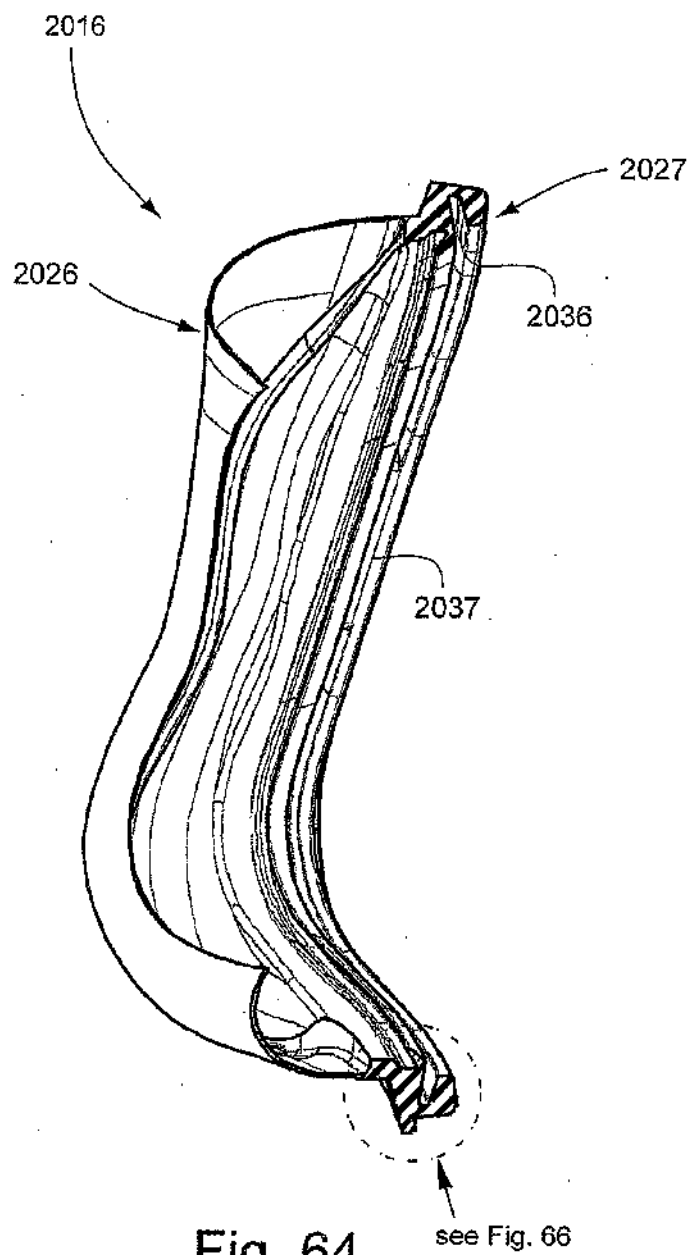


Fig. 64

see Fig. 66

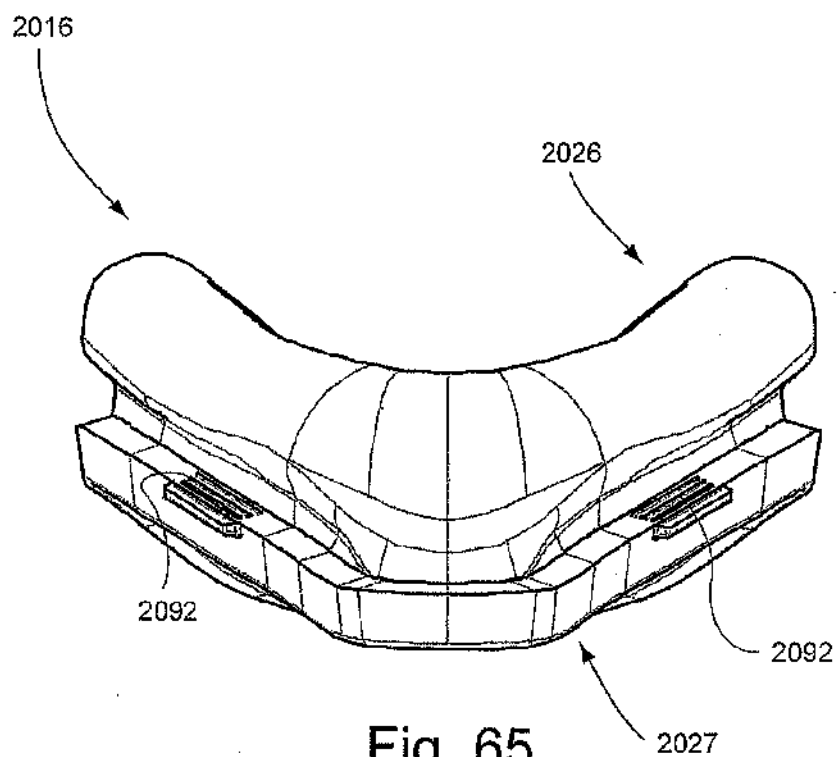


Fig. 65

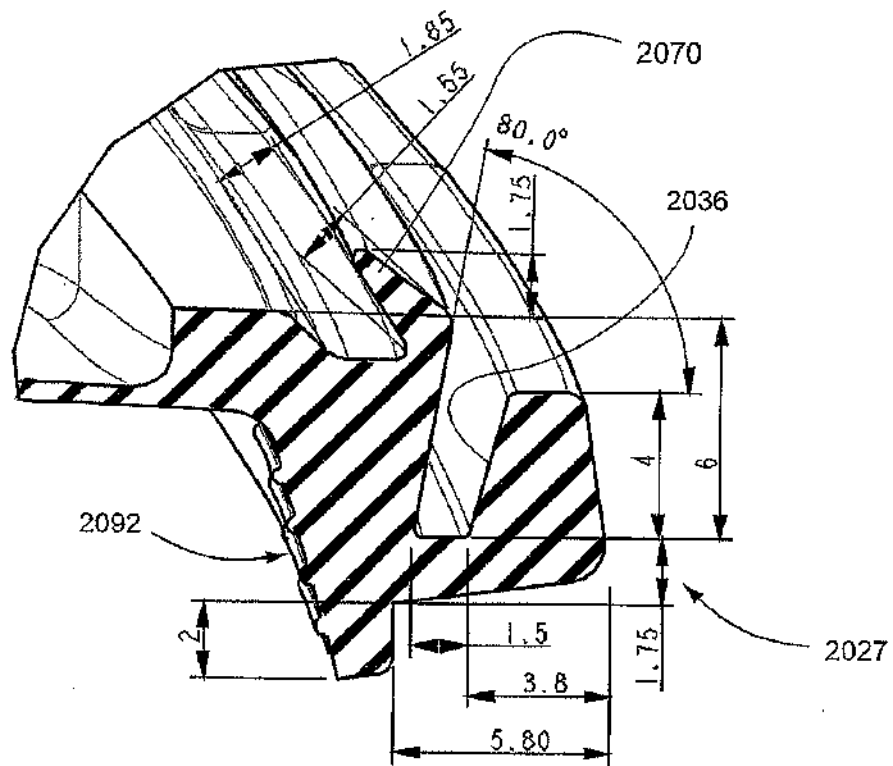


Fig. 66

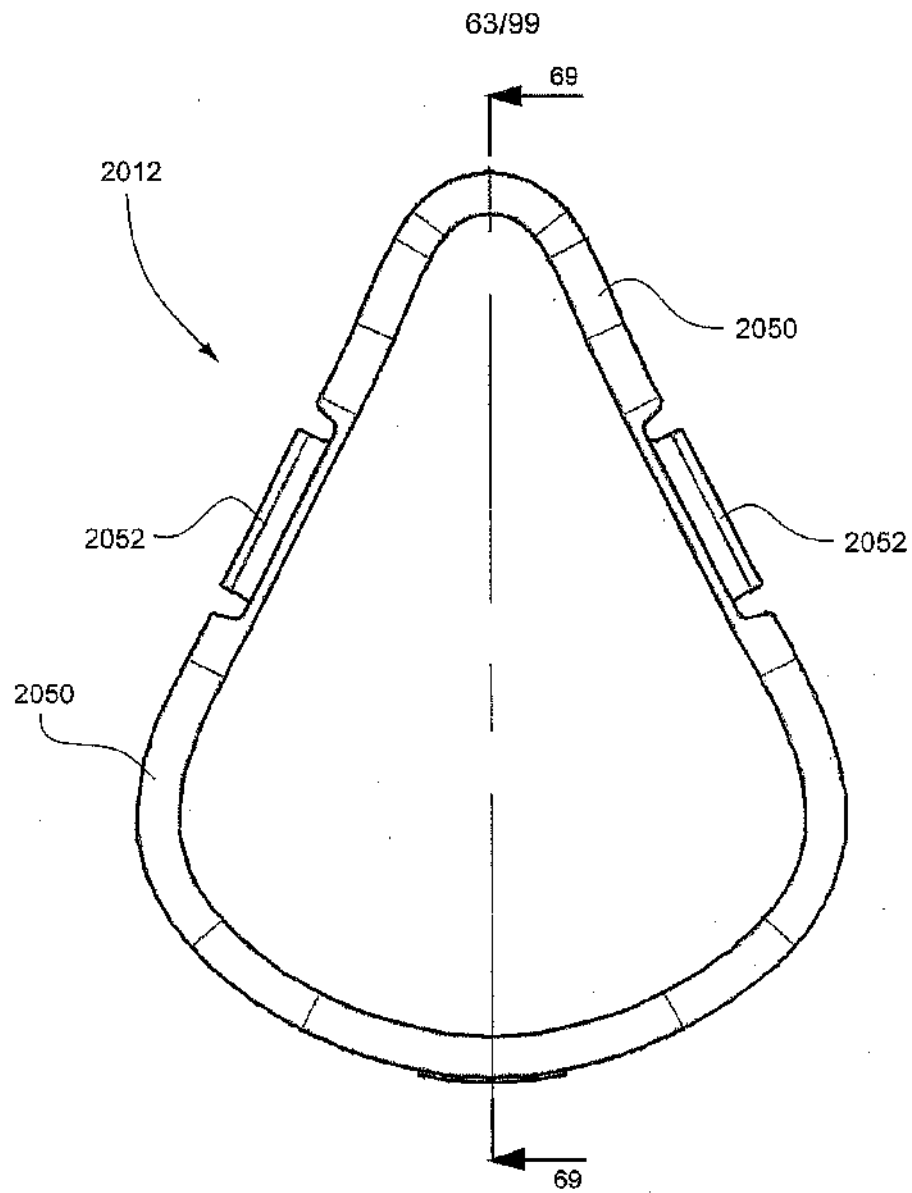
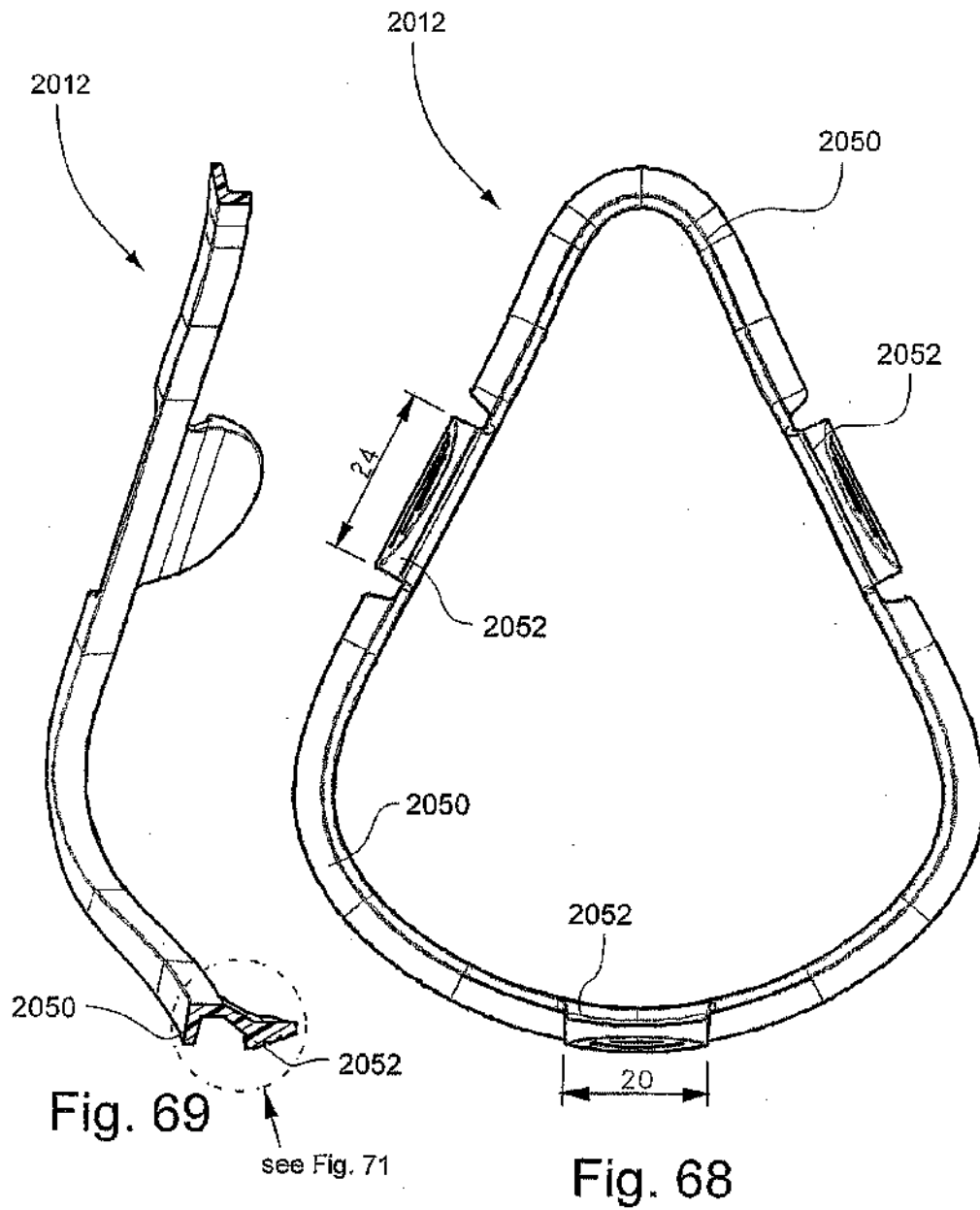


Fig. 67

04/99



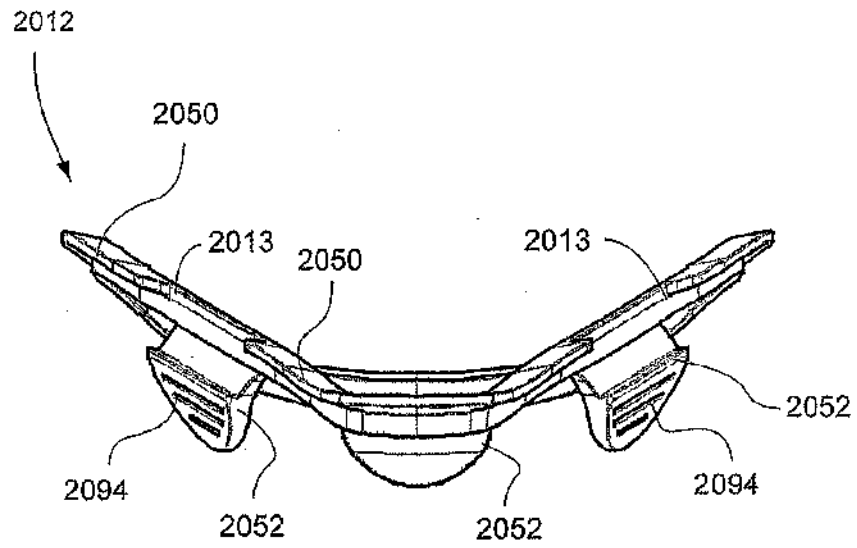


Fig. 70

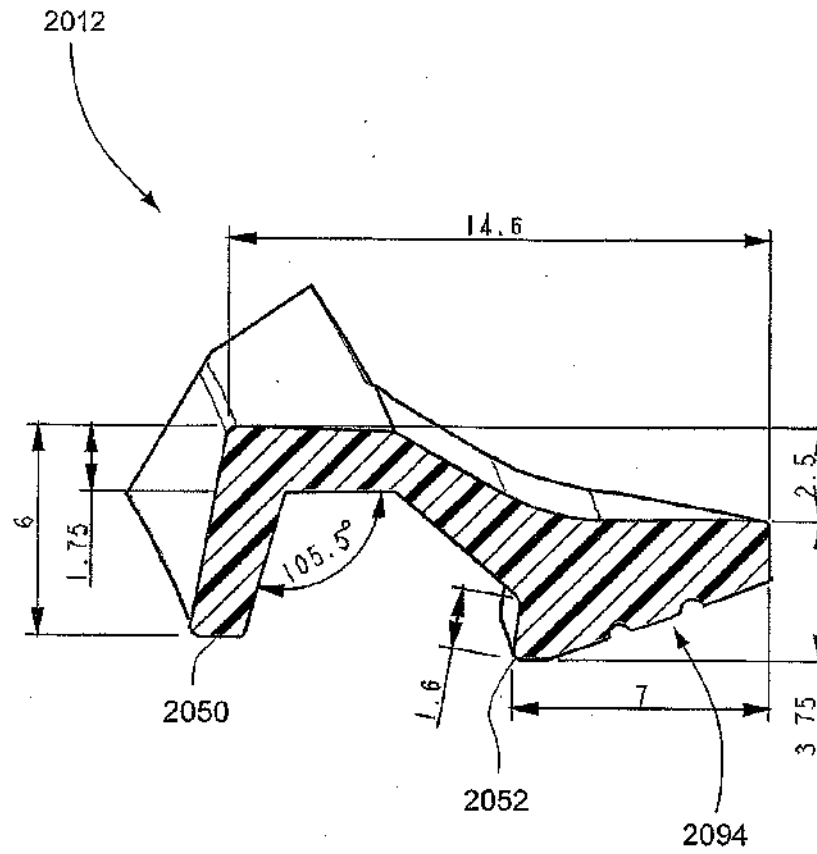


Fig. 71

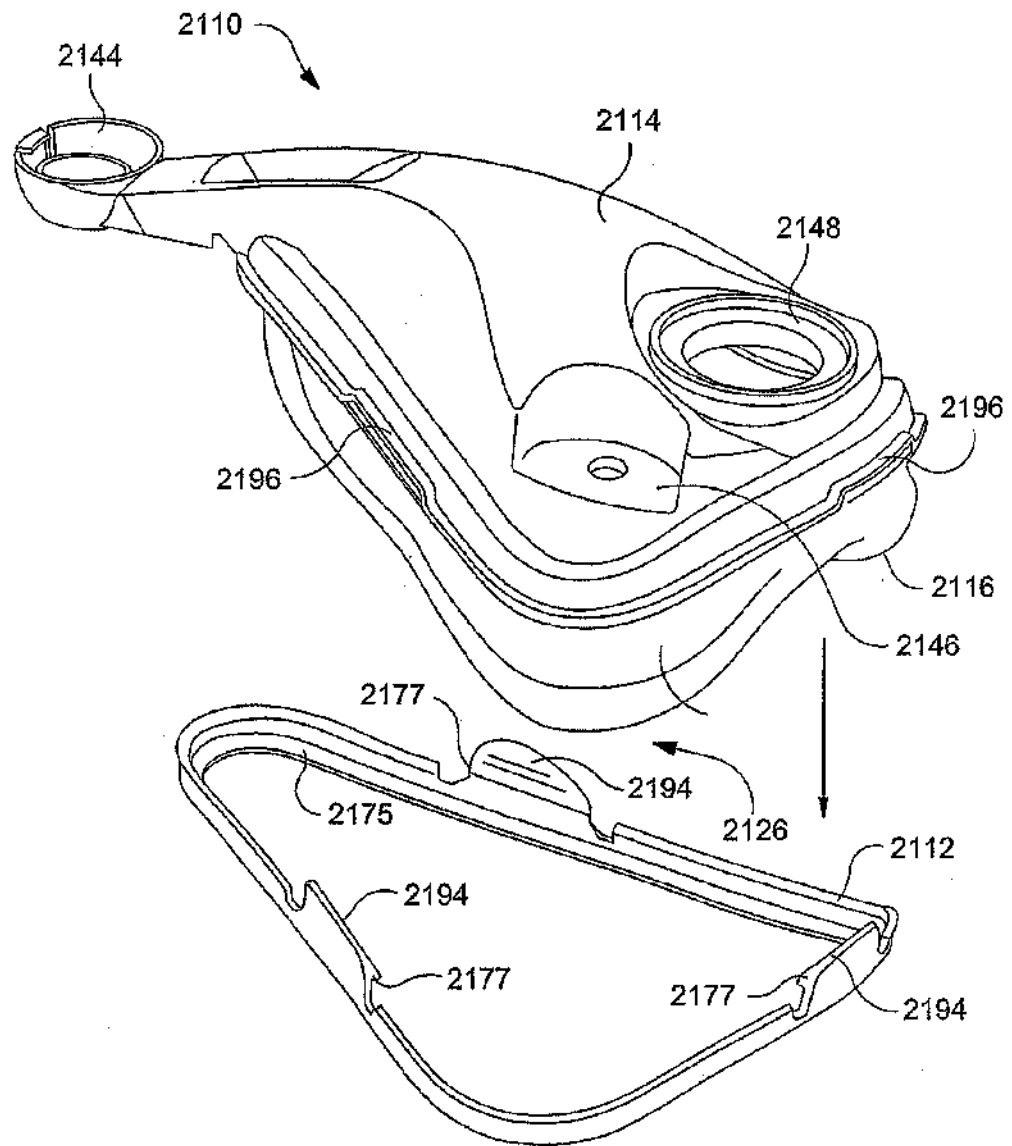


Fig. 73

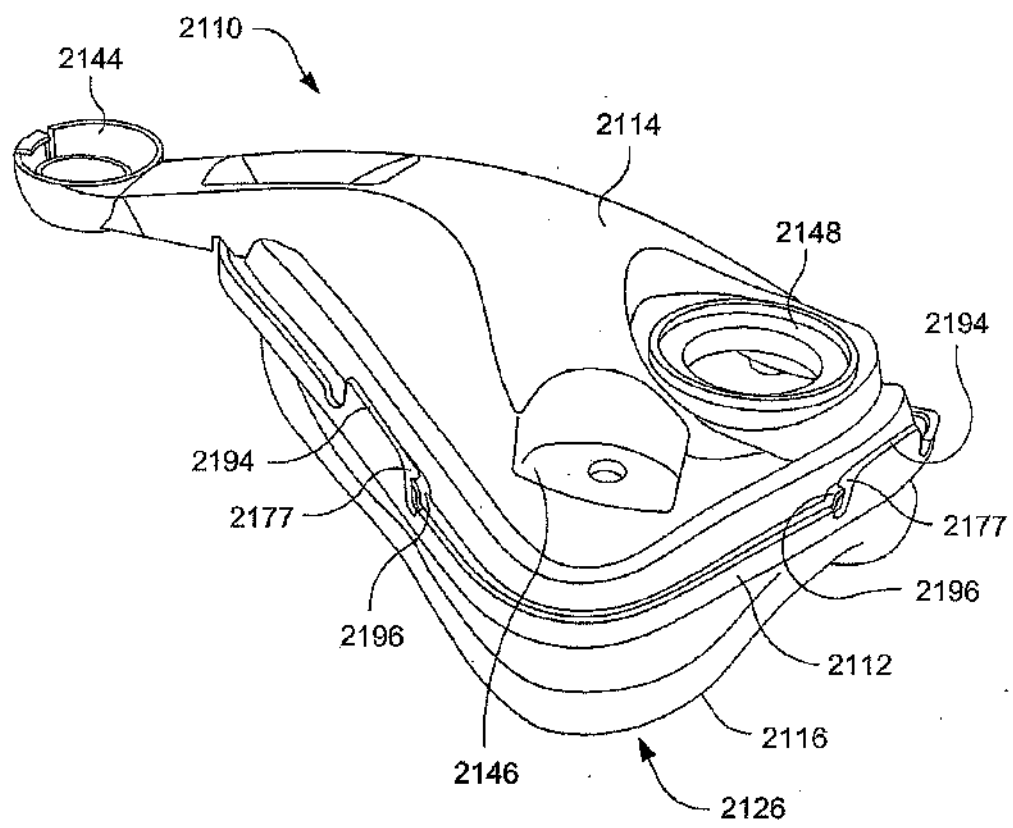


Fig. 74

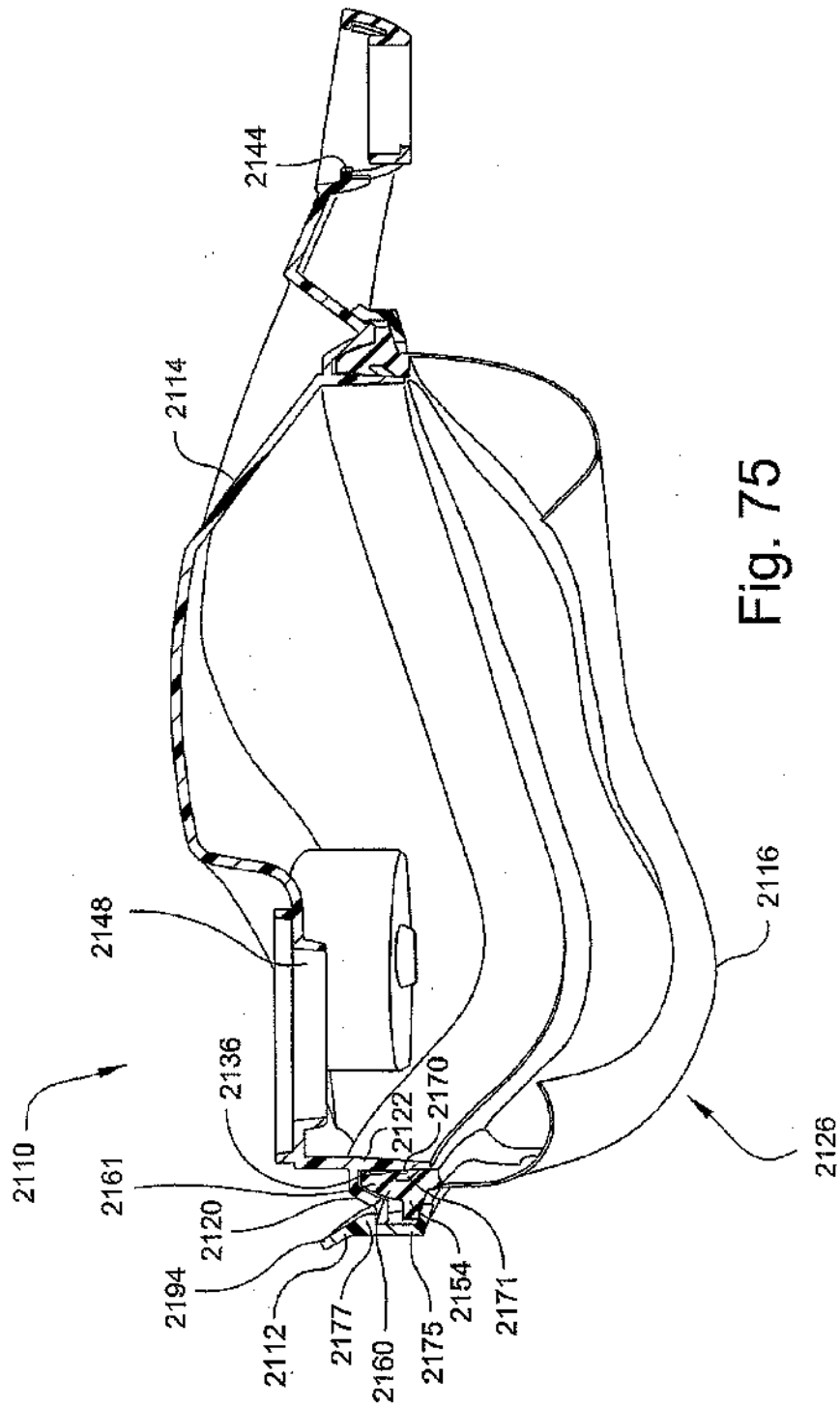


Fig. 75

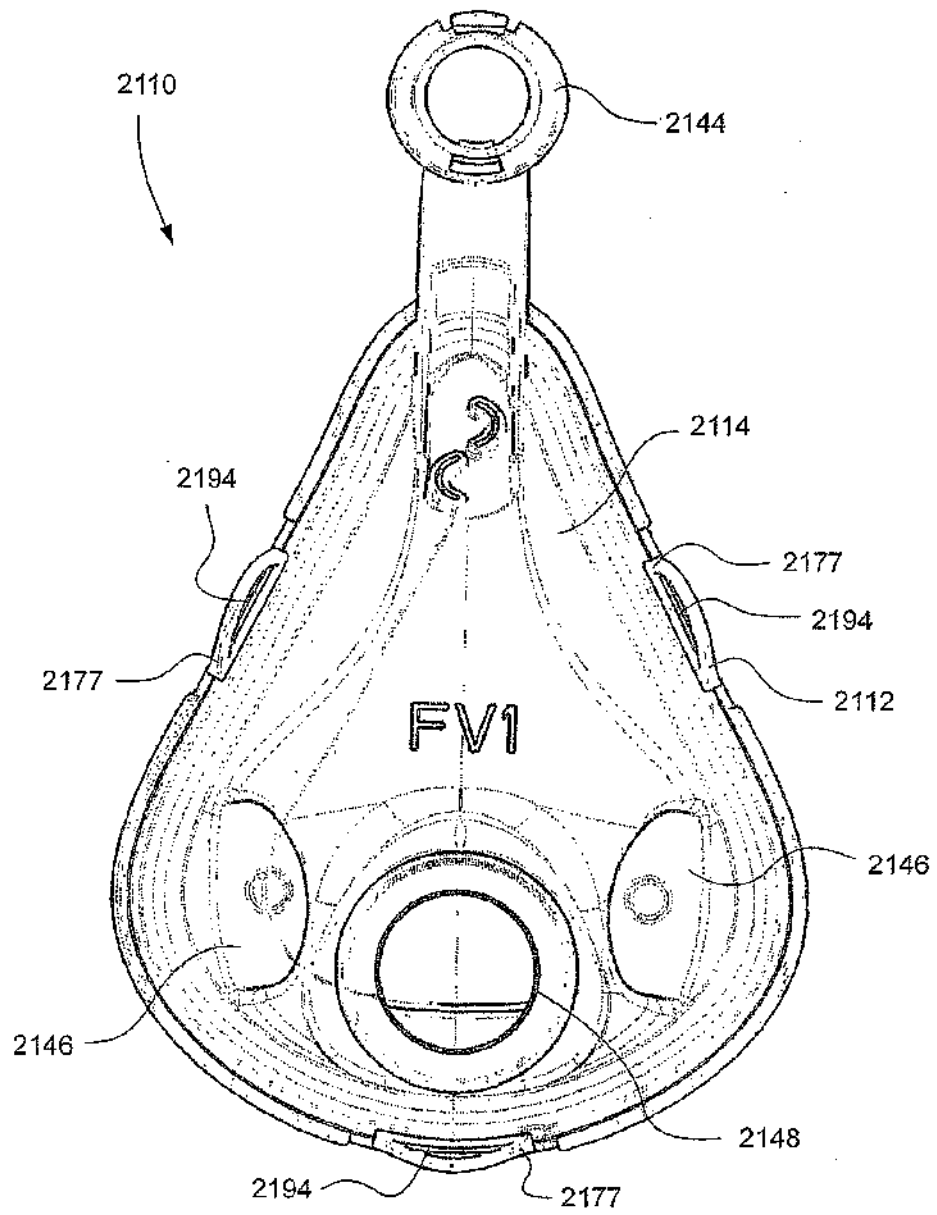


Fig. 76

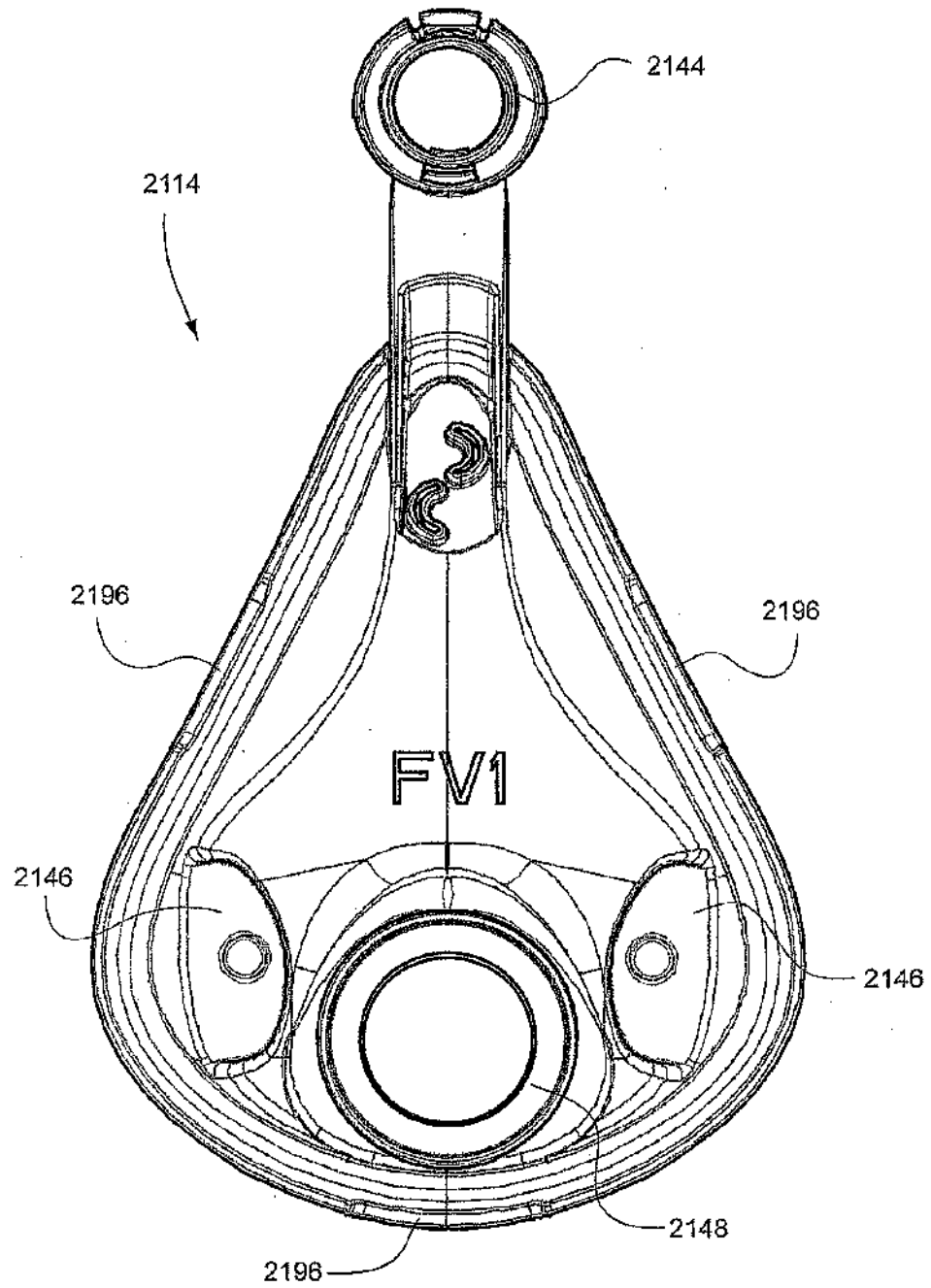


Fig. 77

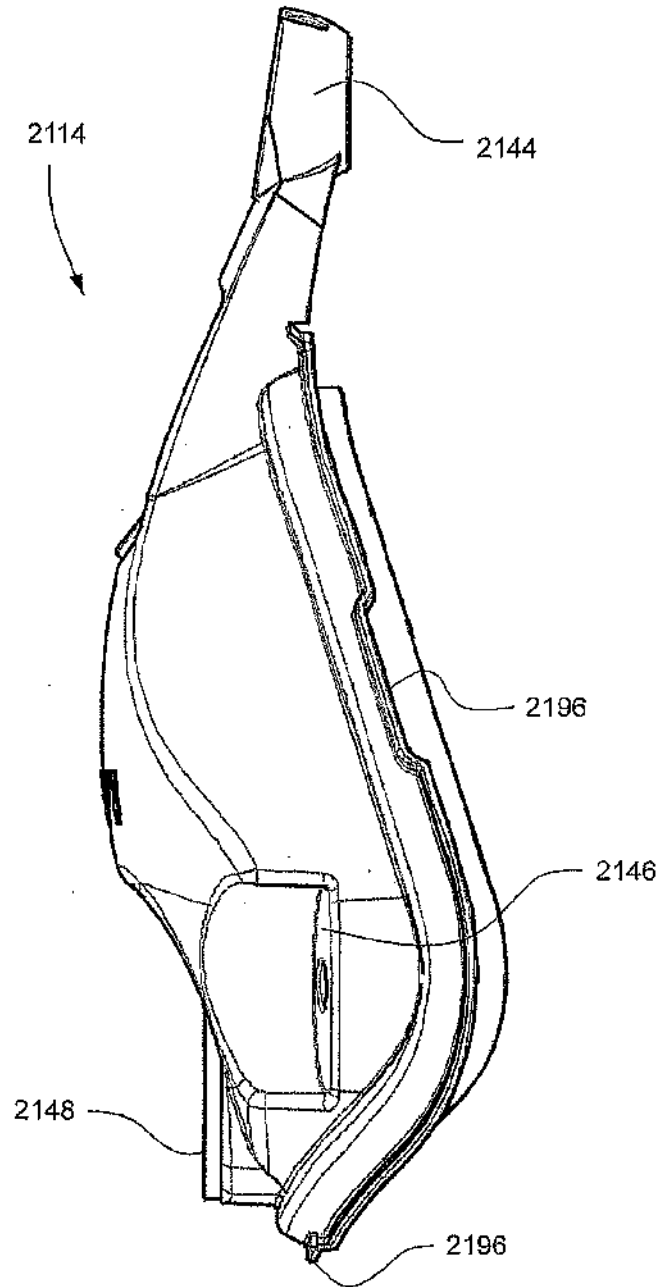


Fig. 78

74/99

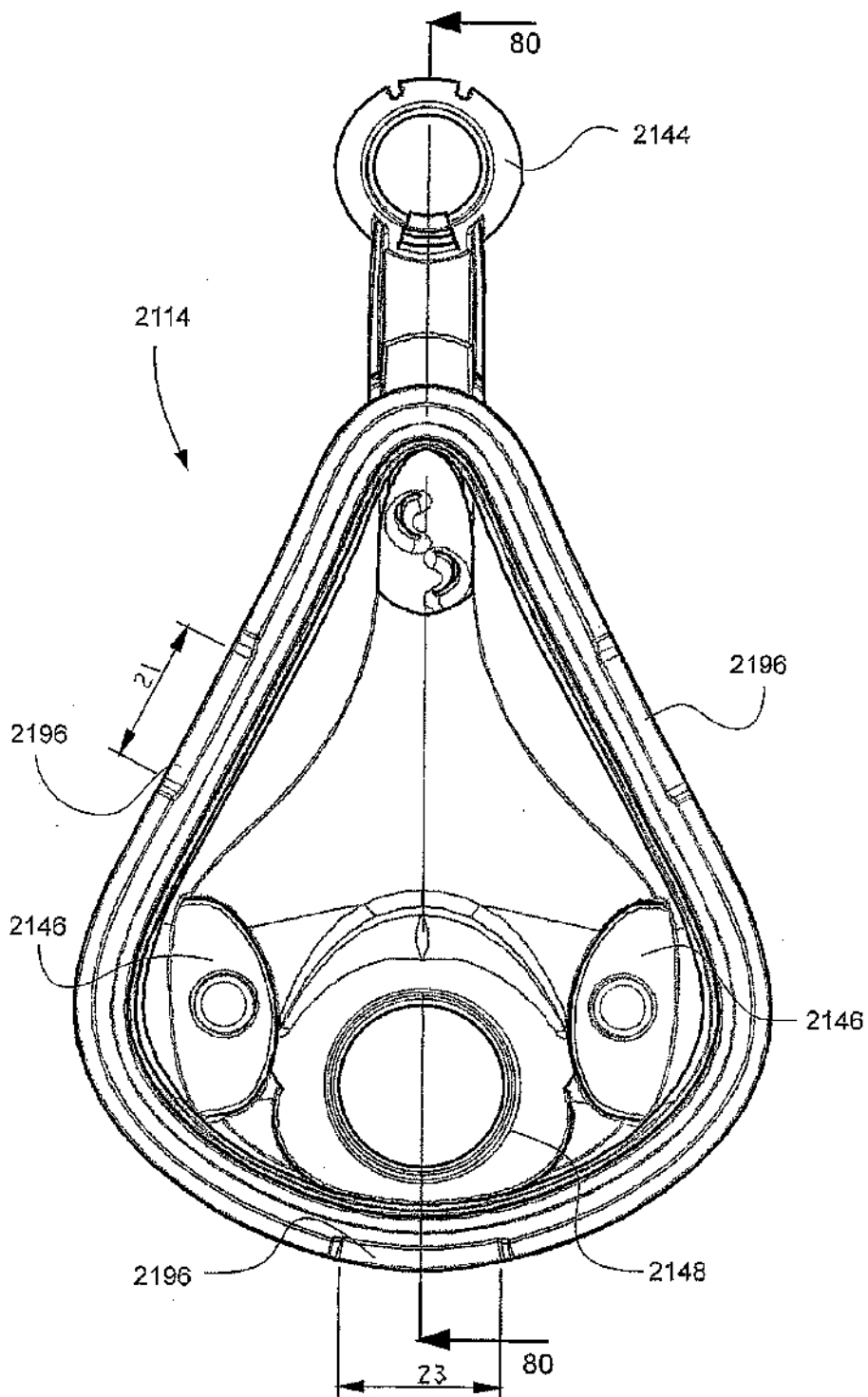


Fig. 79

75/99

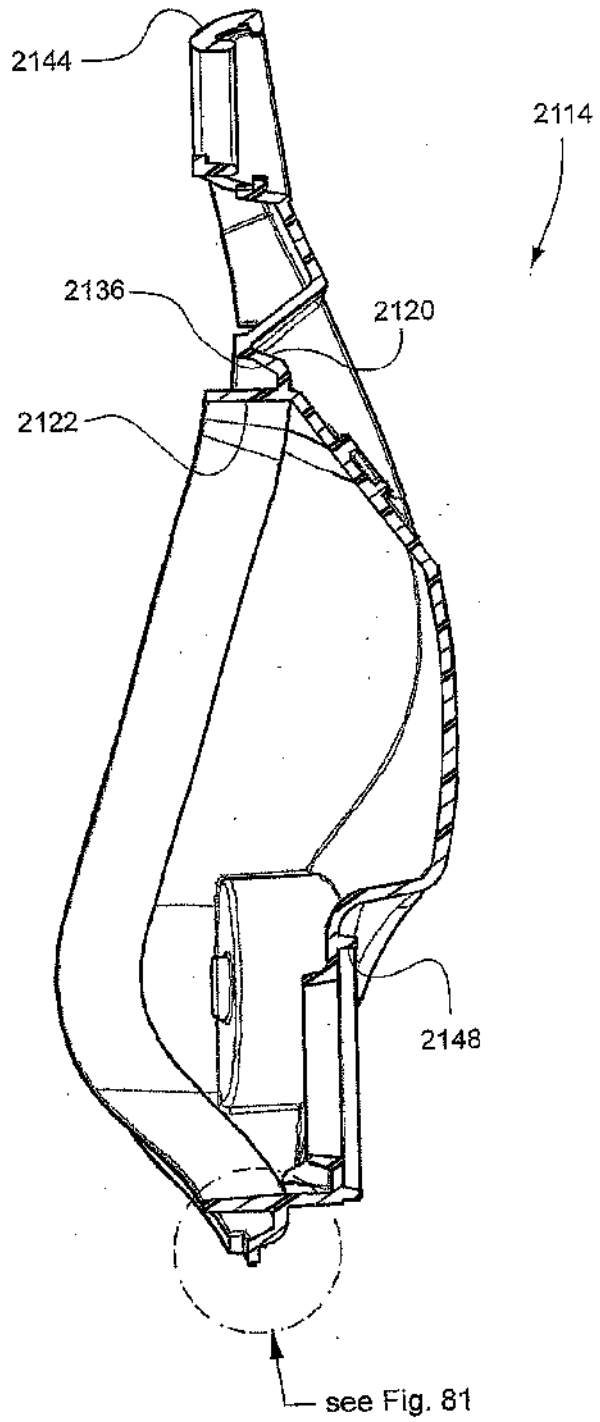


Fig. 80

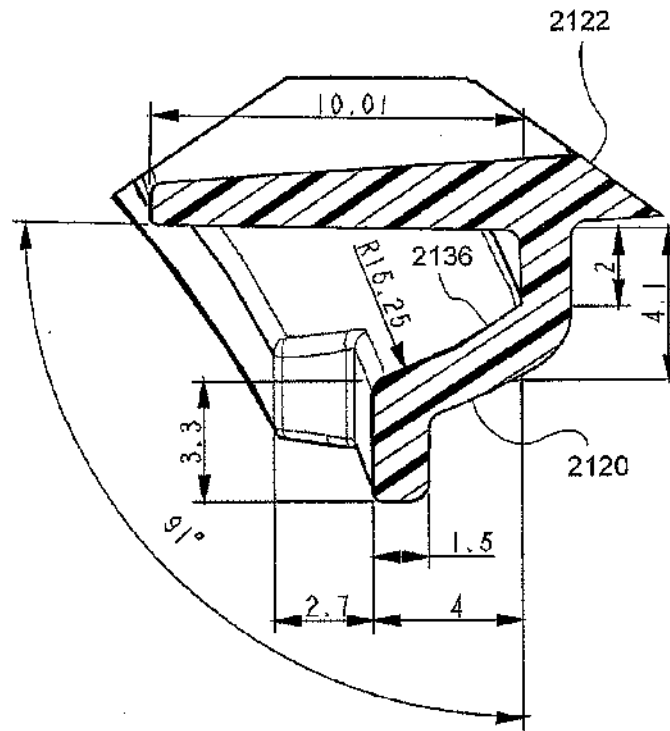


Fig. 81

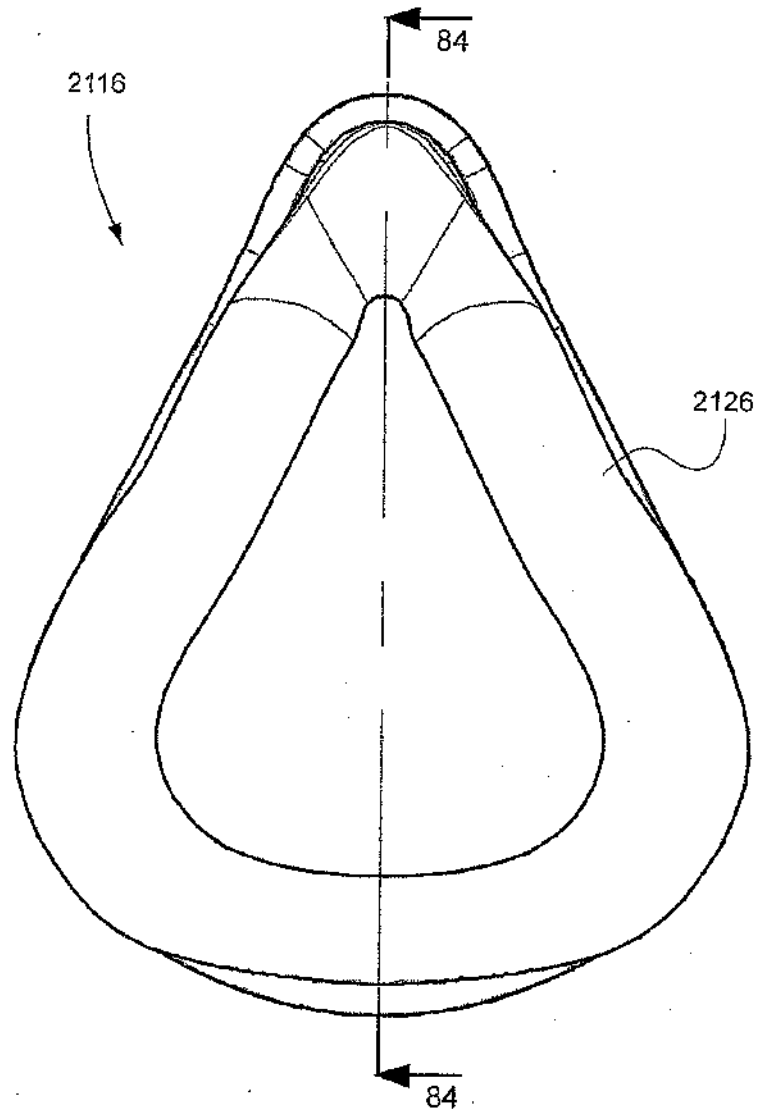


Fig. 82

78/99

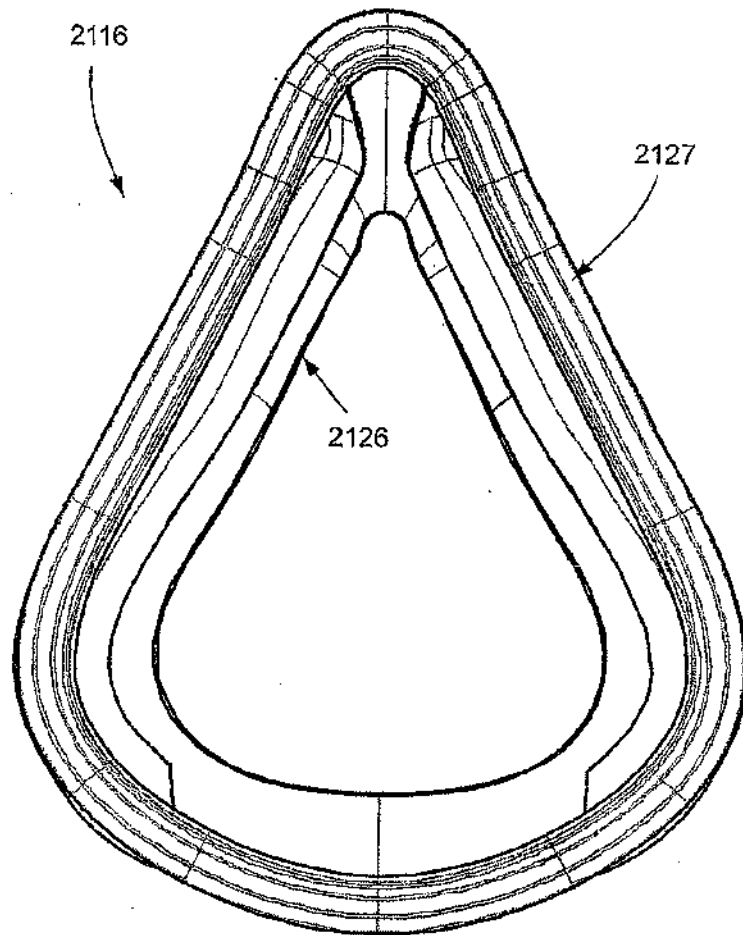


Fig. 83

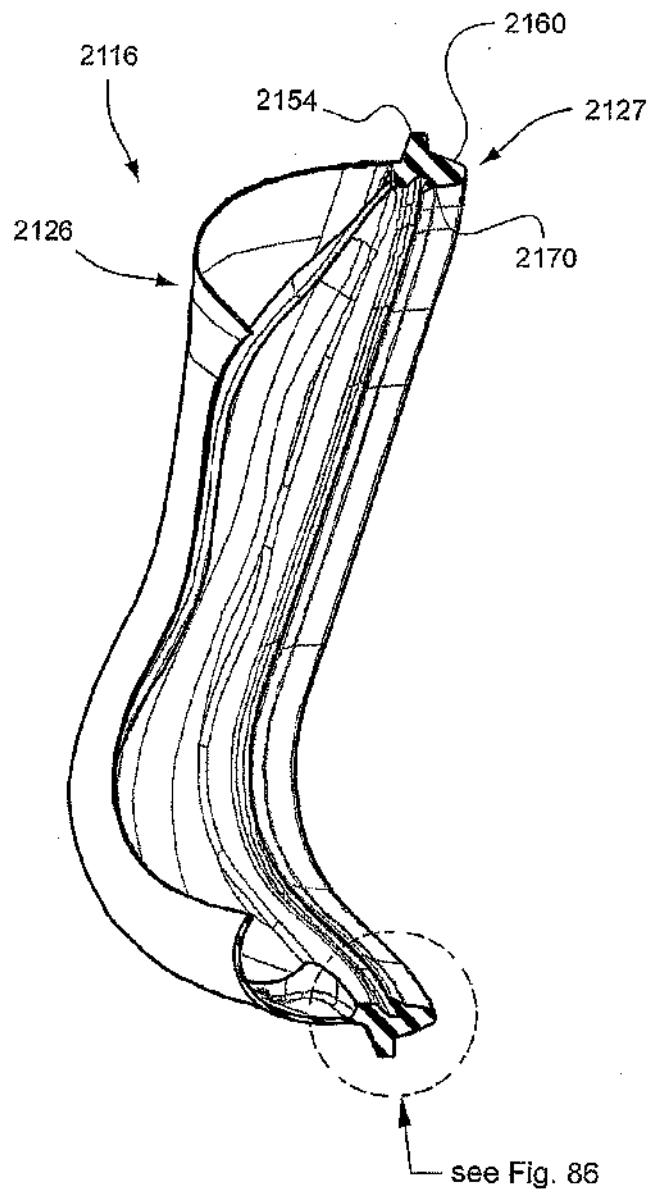


Fig. 84

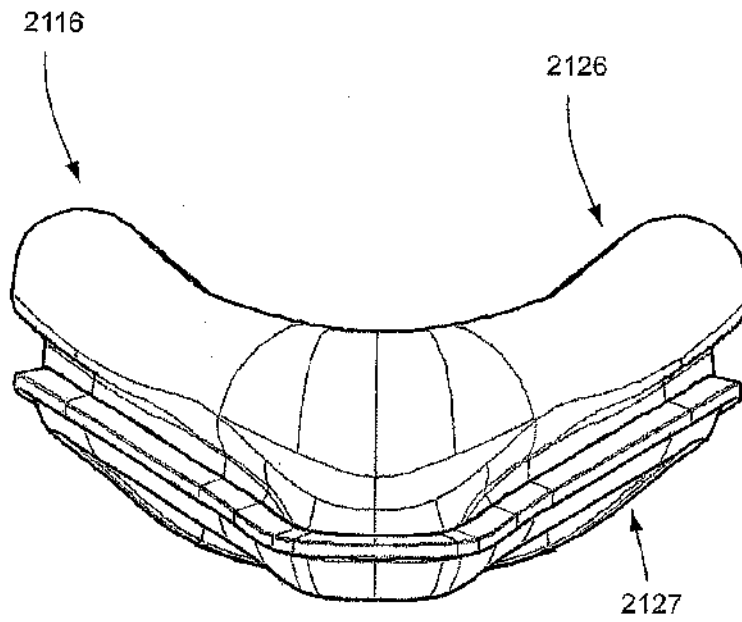


Fig. 85

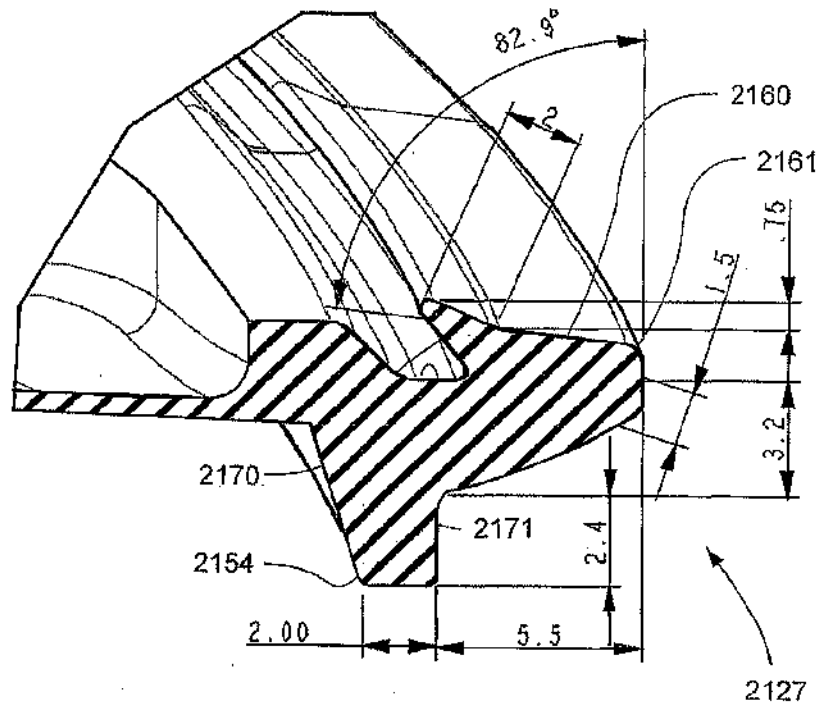


Fig. 86

82/99

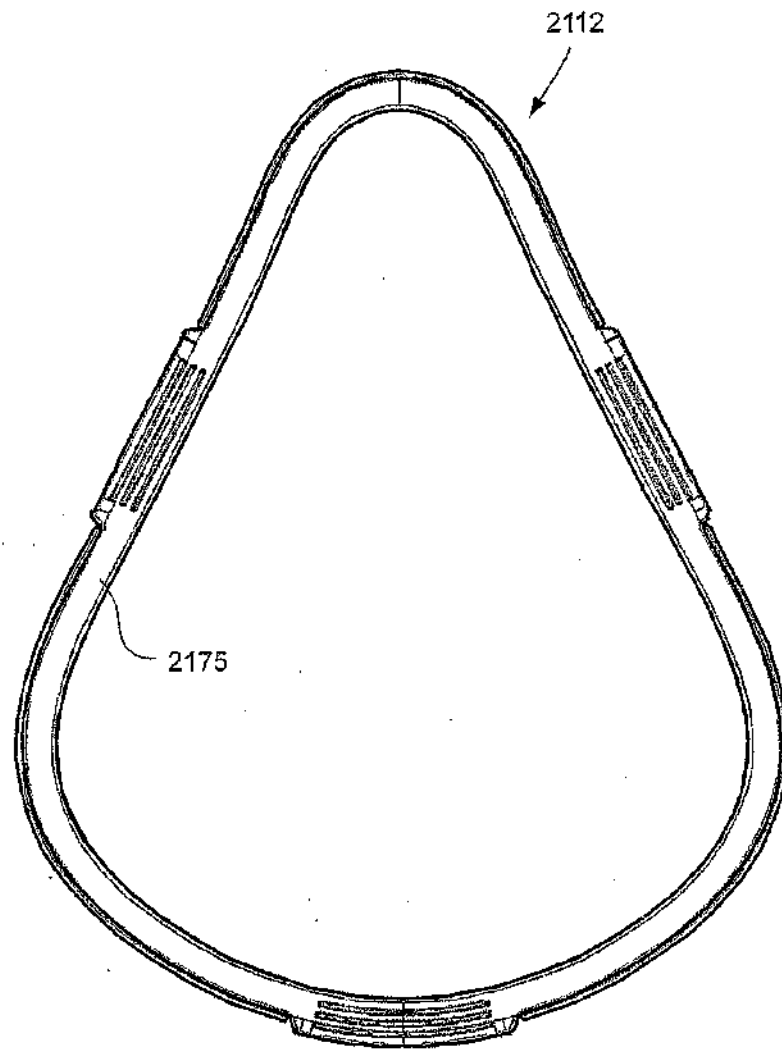


Fig. 87

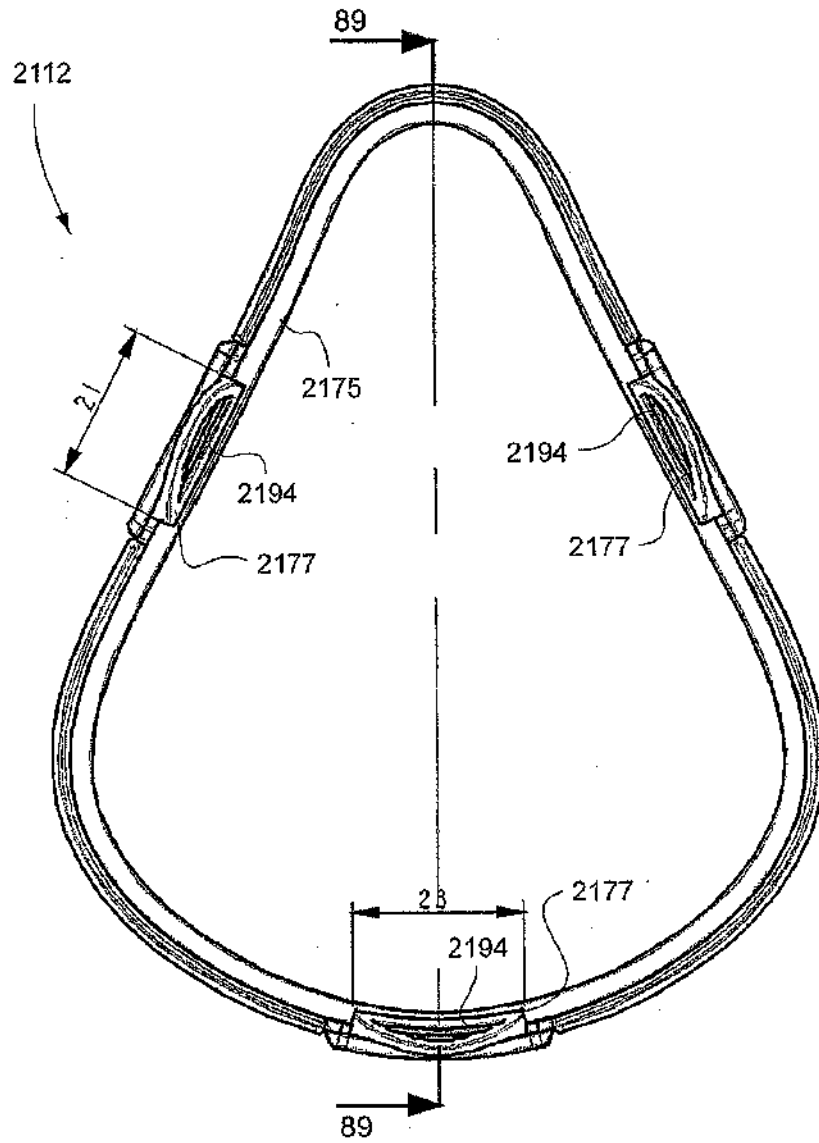
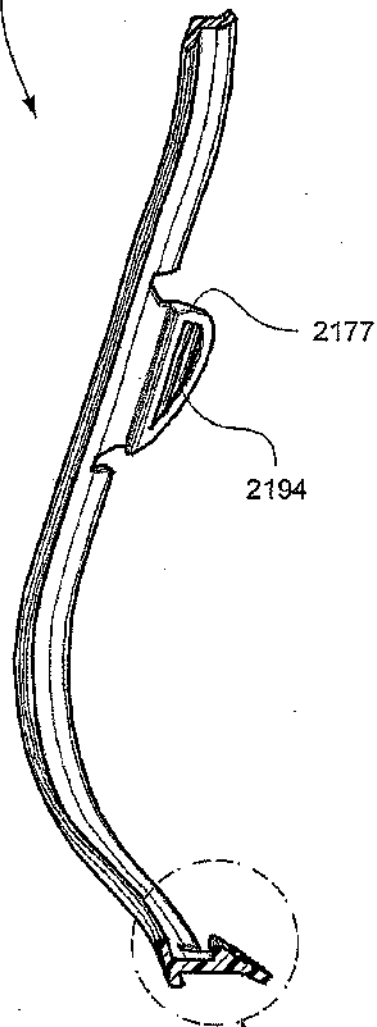


Fig. 88

84/99

2112



2177

2194

see Fig. 91

Fig. 89

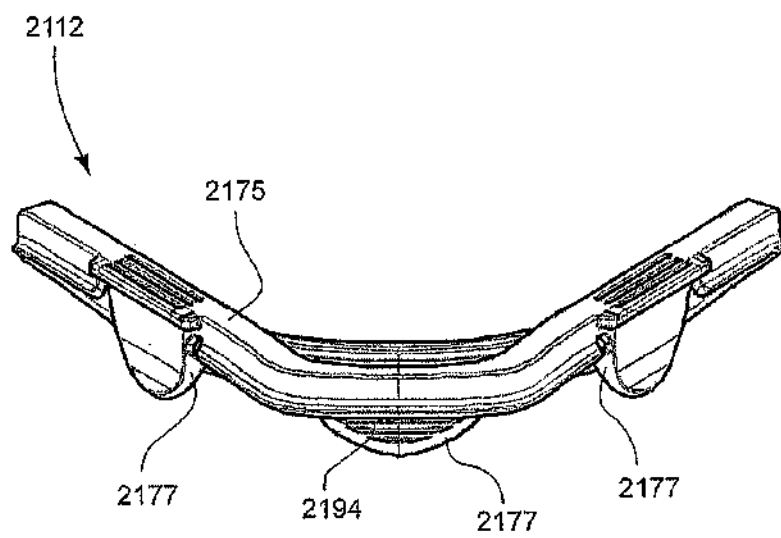


Fig. 90

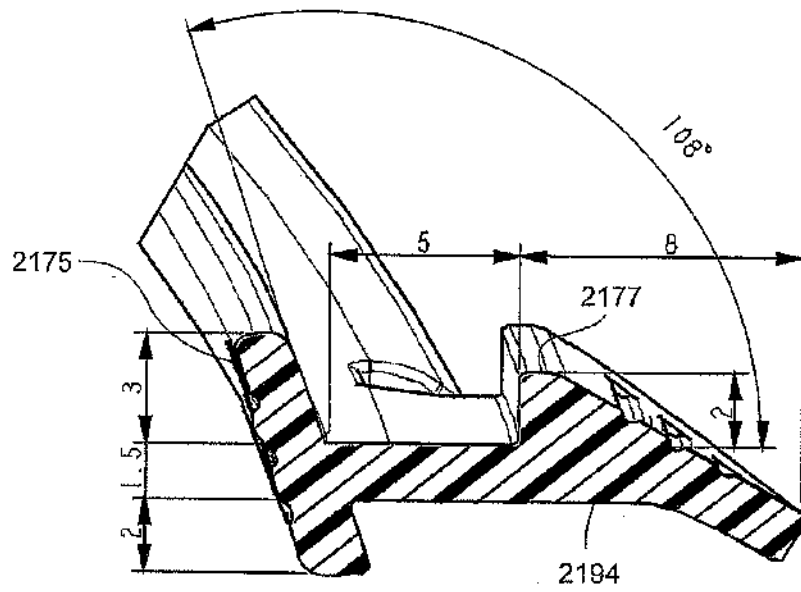


Fig. 91

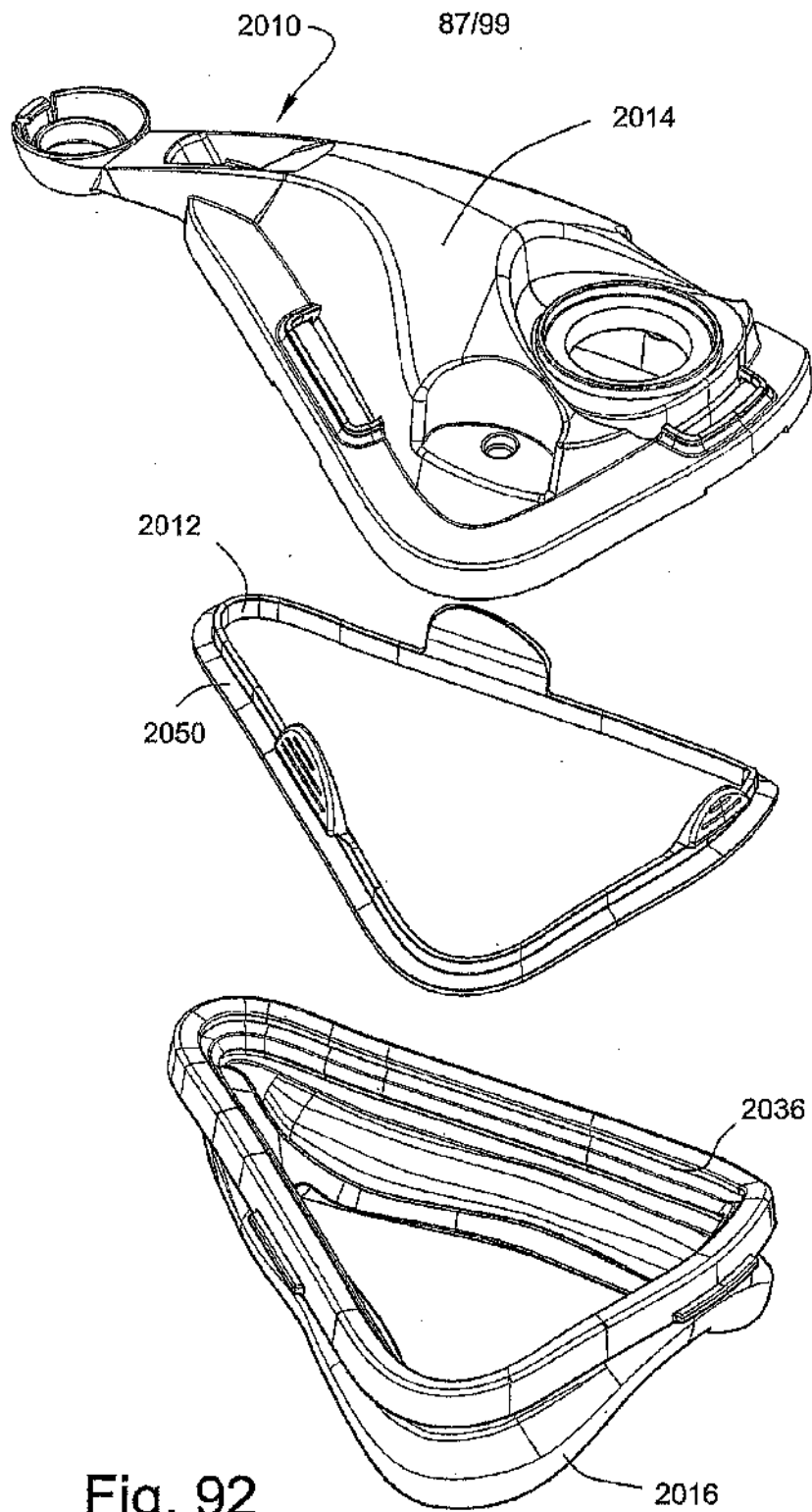


Fig. 92

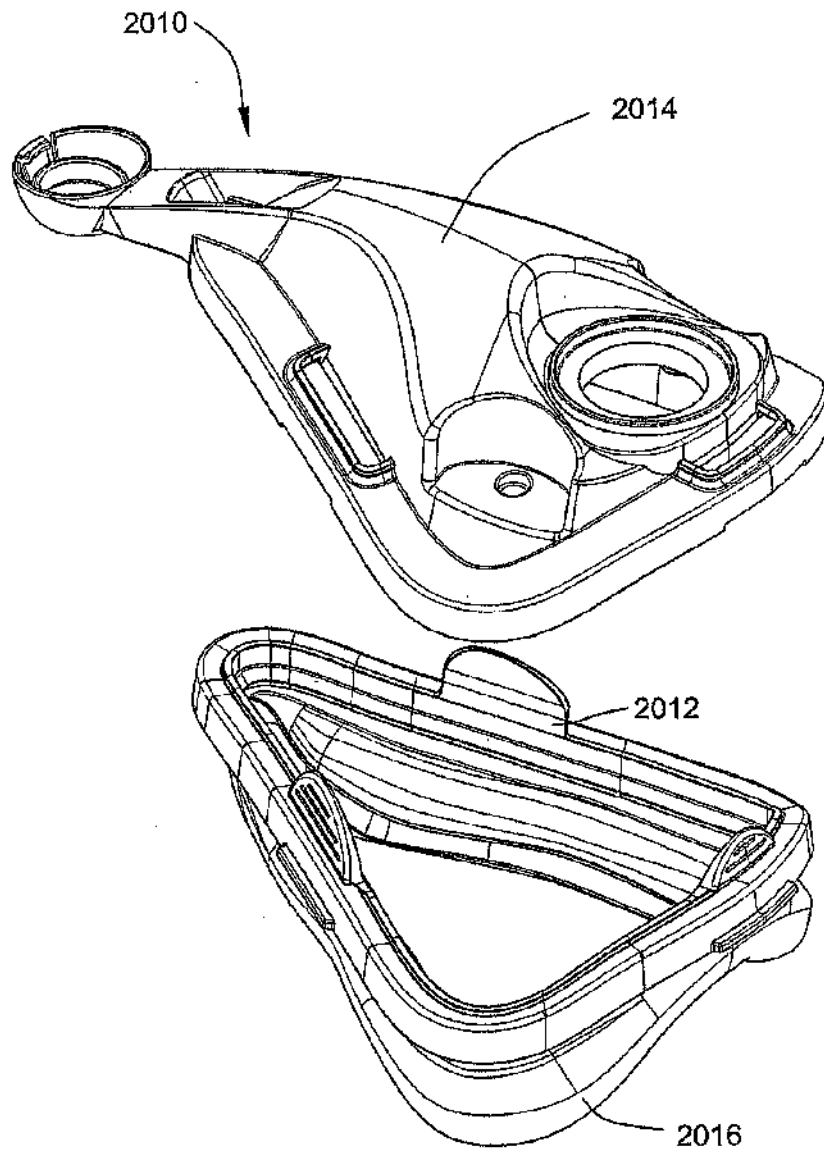


Fig. 93

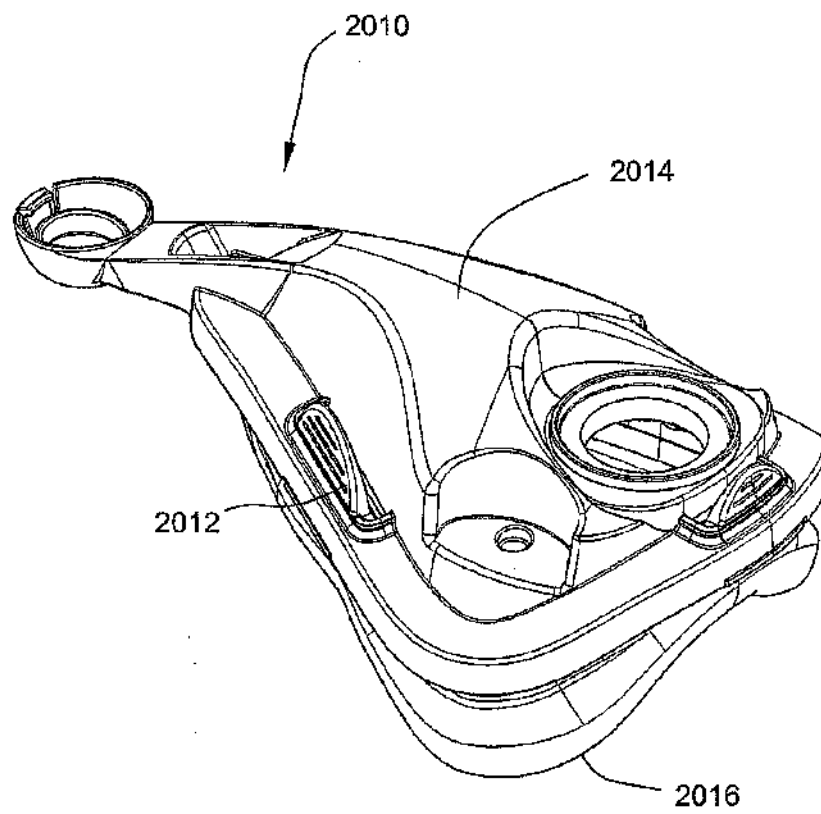


Fig. 94

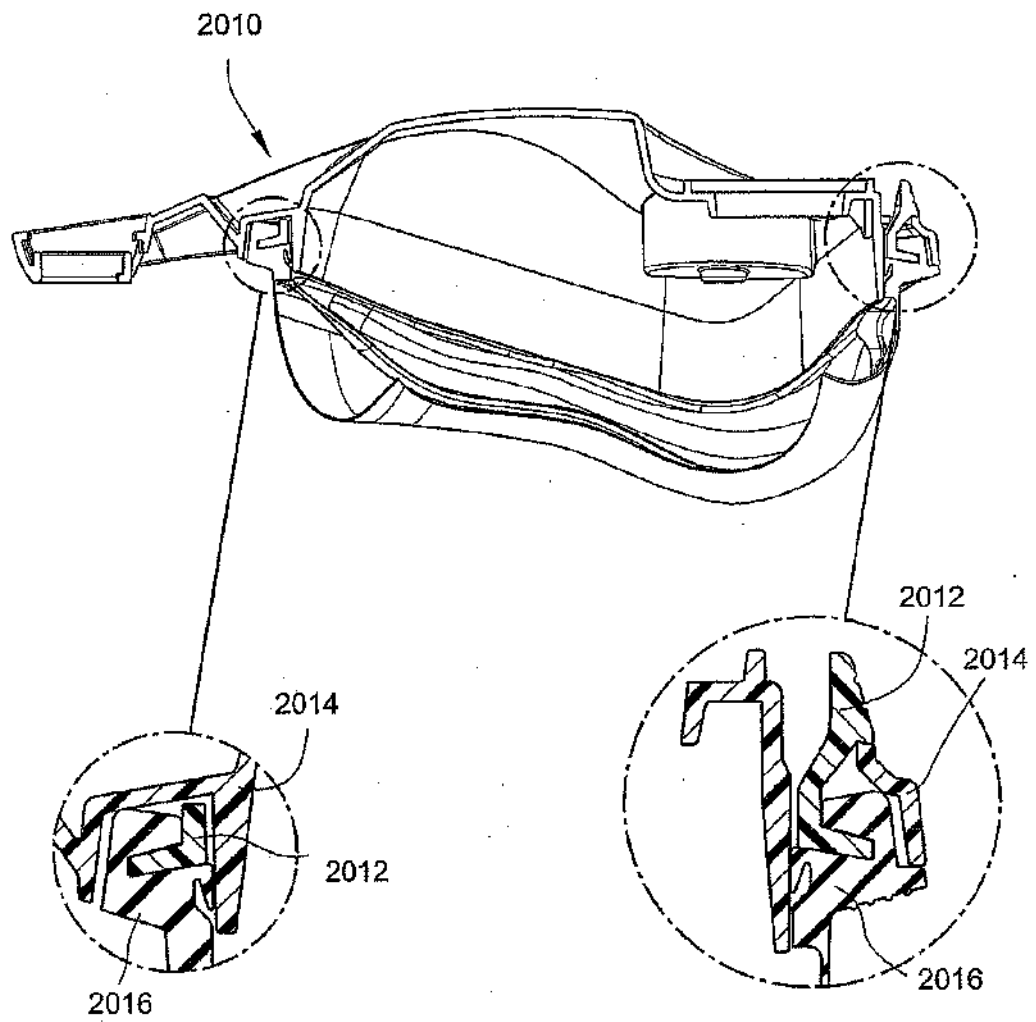


Fig. 95

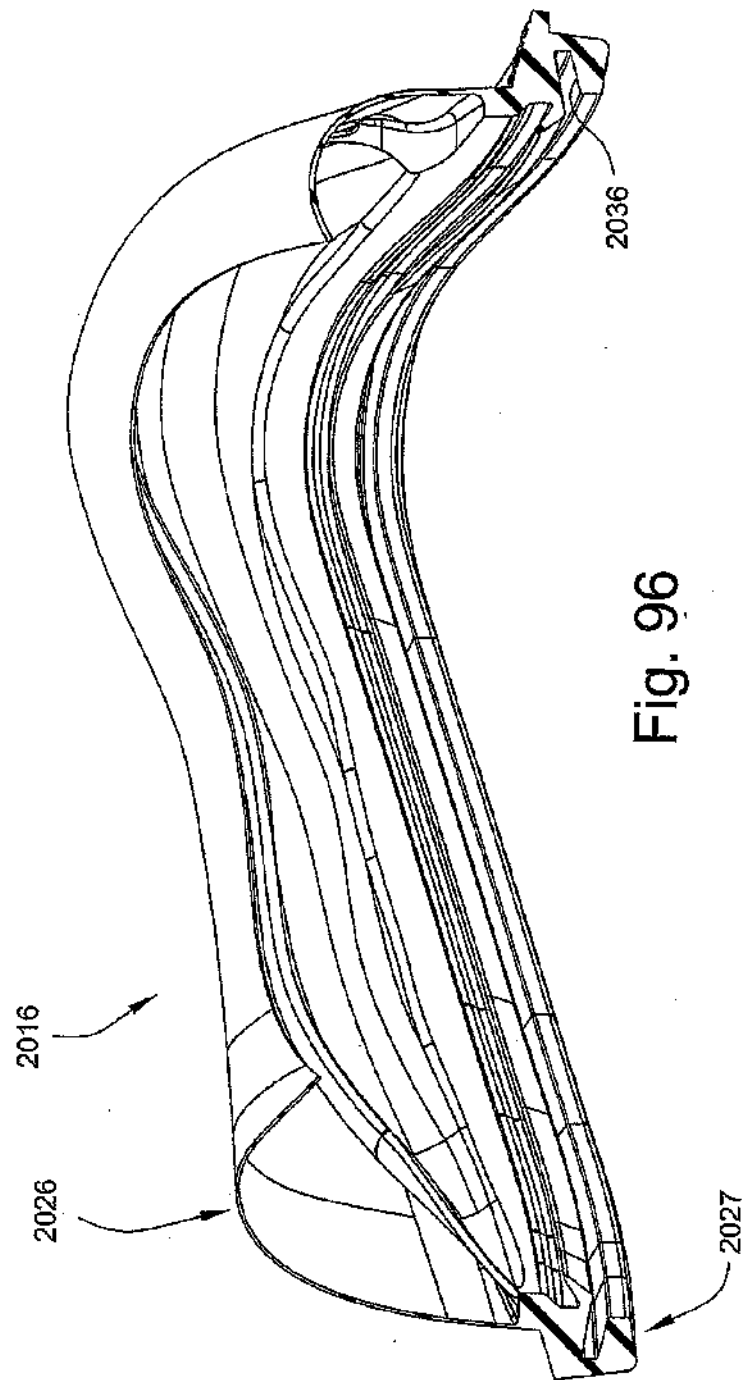


Fig. 96

92/99

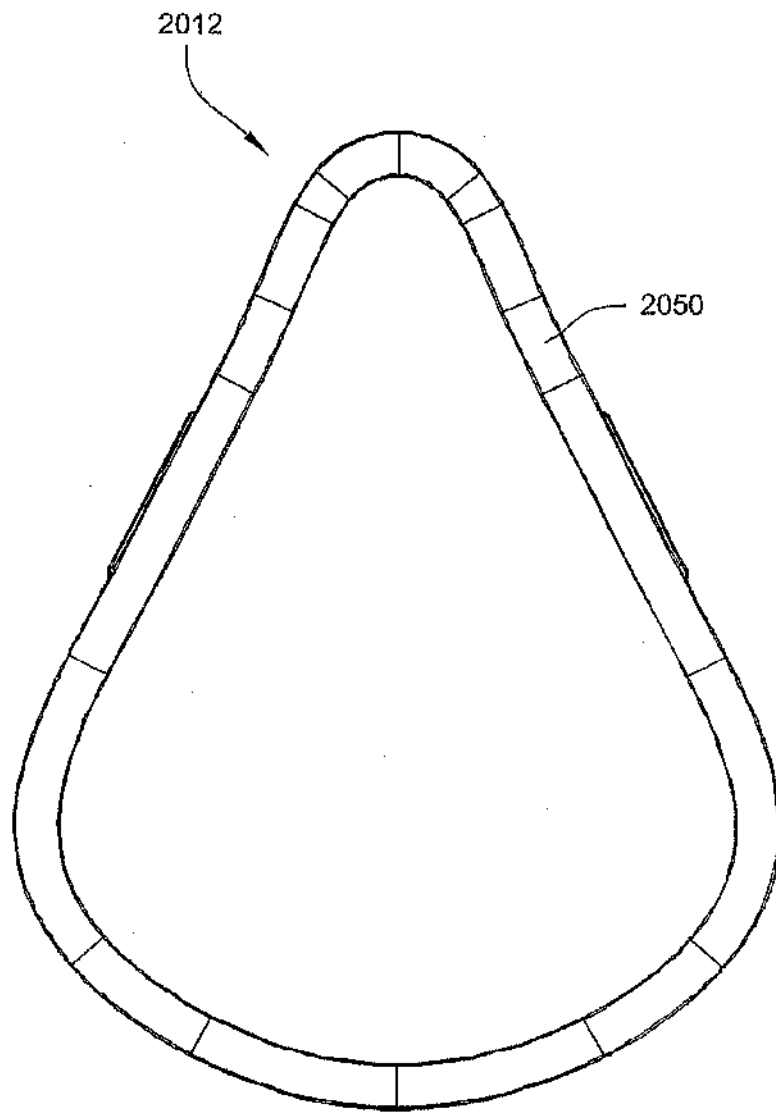


Fig. 97

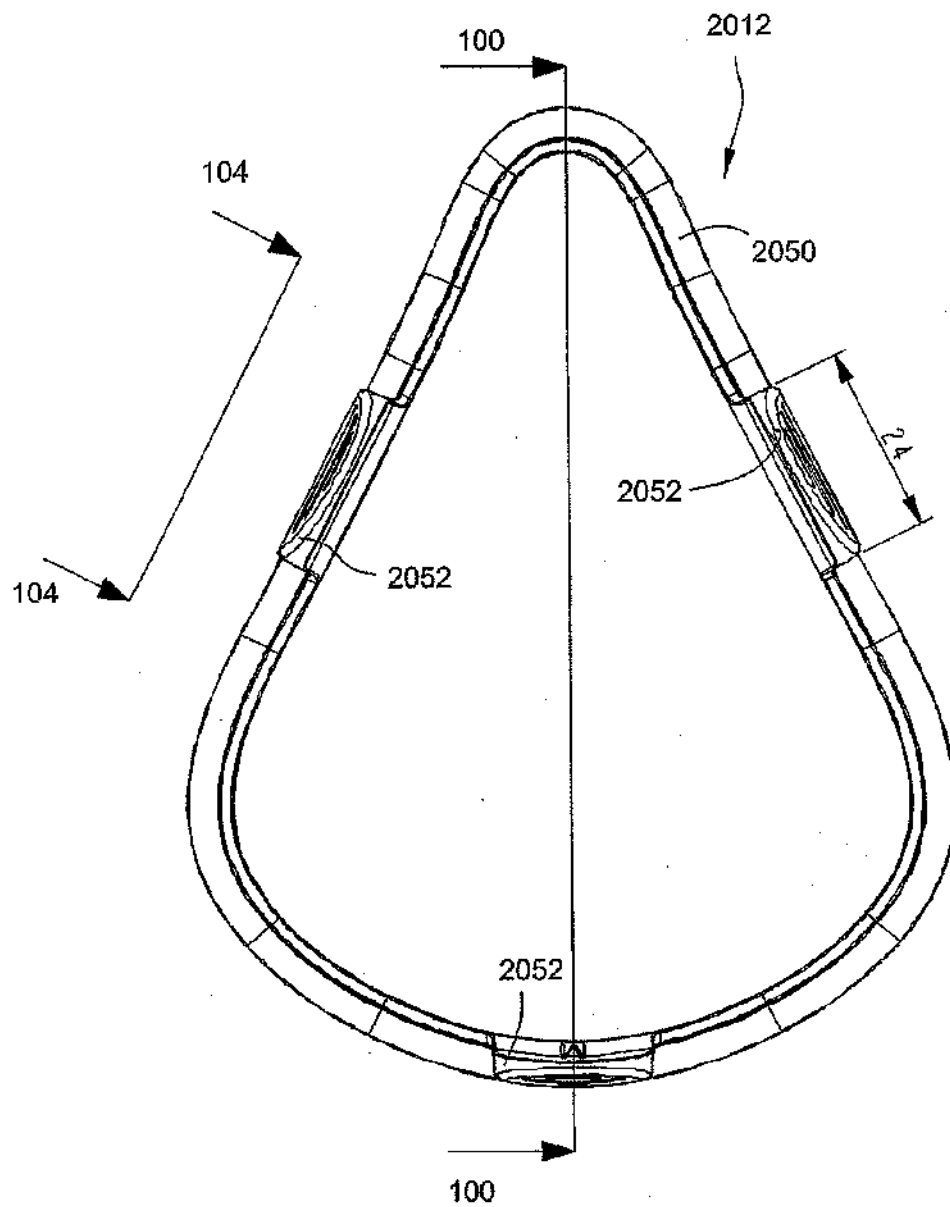


Fig. 98

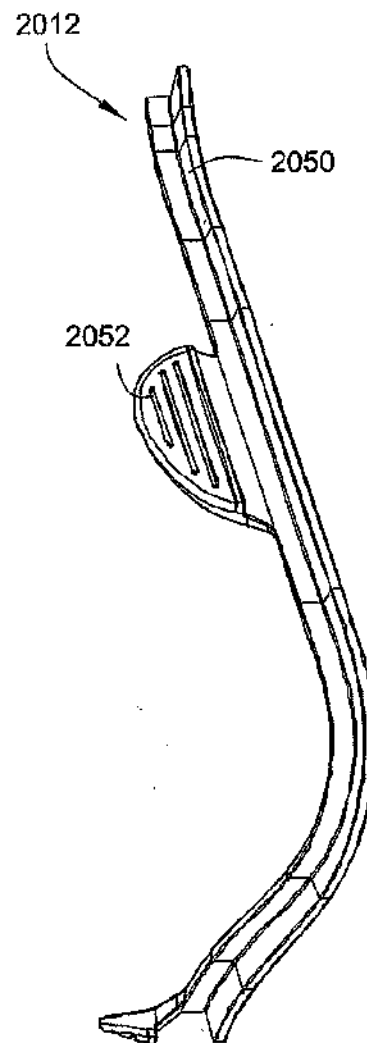


Fig. 99

2012

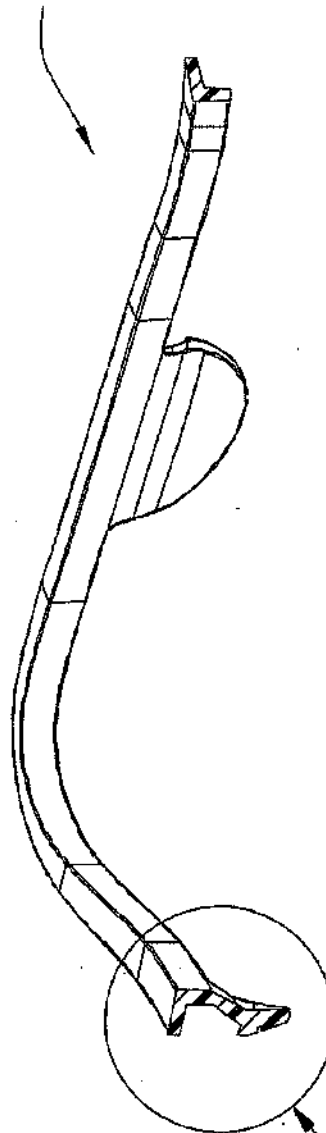


Fig. 103

Fig. 100

96/99

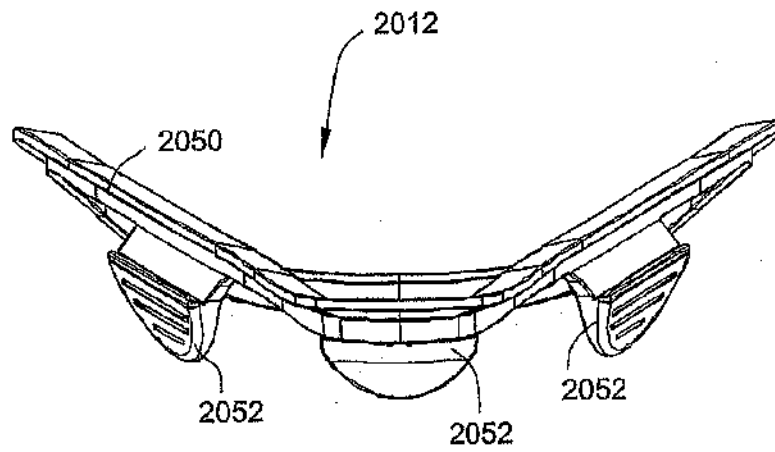


Fig. 101

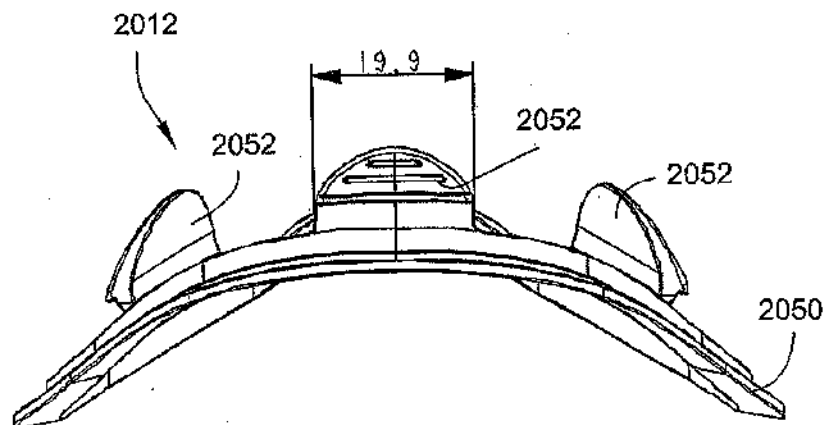


Fig. 102

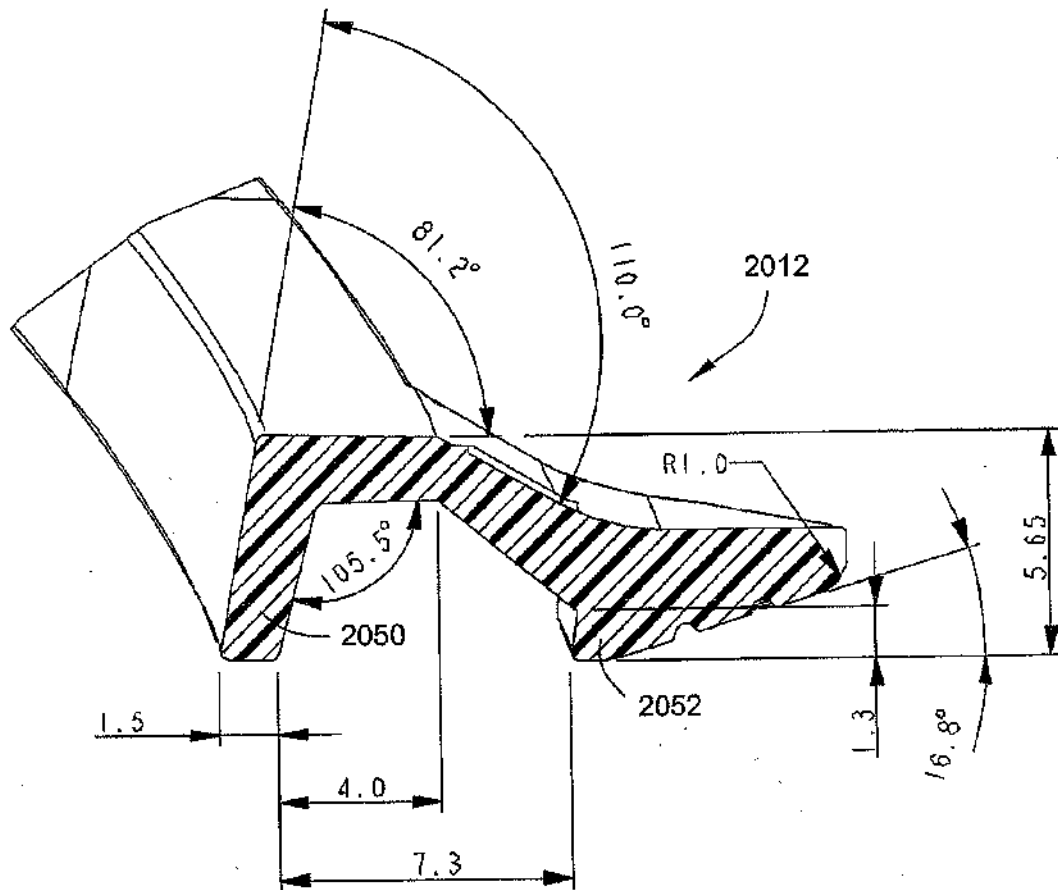


Fig. 103

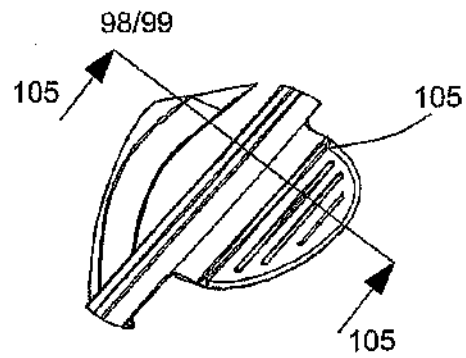


Fig. 104

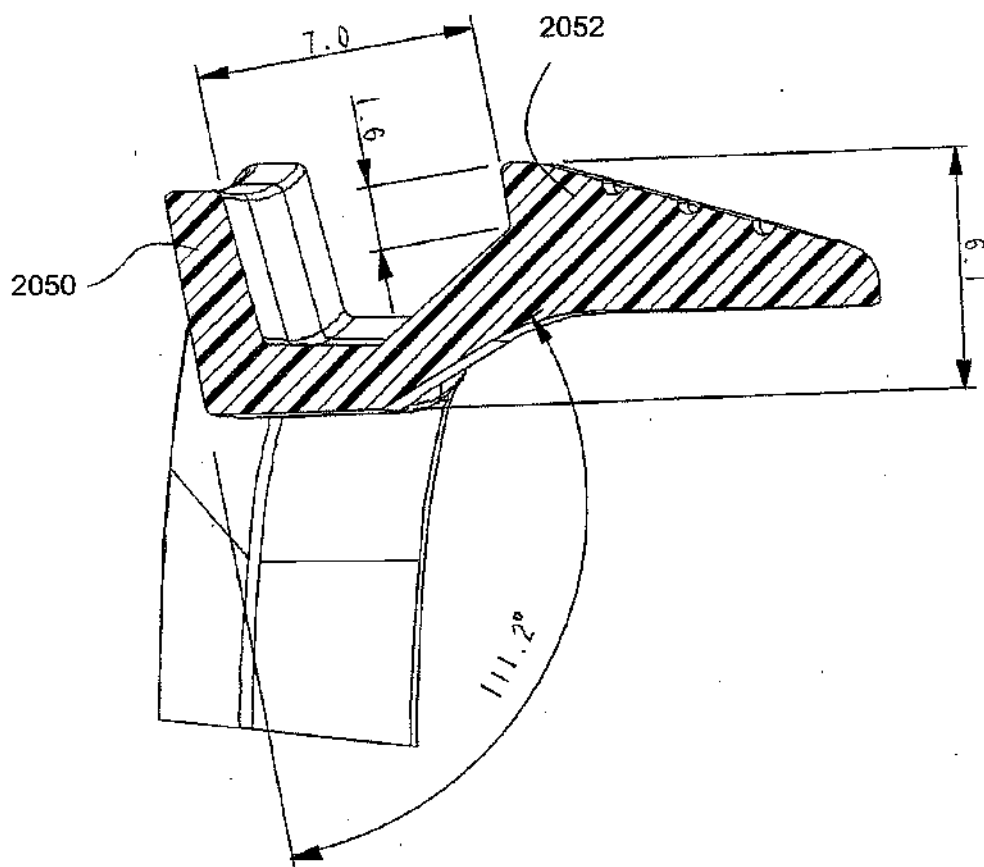


Fig. 105

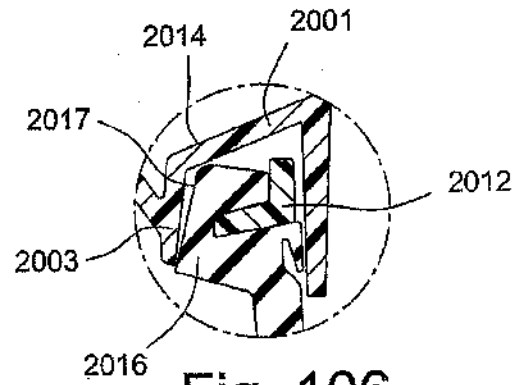


Fig. 106

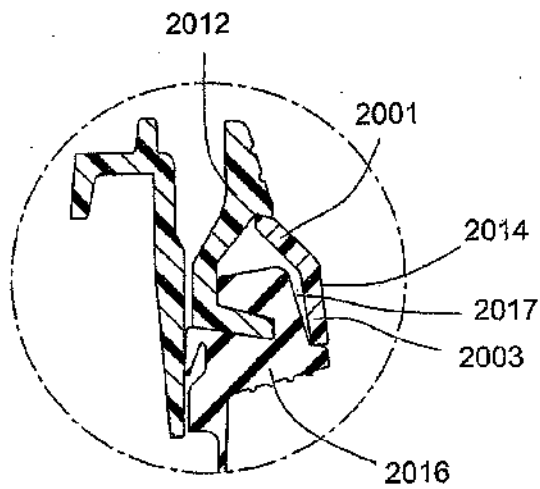


Fig. 107

Electronic Patent Application Fee Transmittal				
Application Number:				
Filing Date:				
Title of Invention:		CUSHION TO FRAME ASSEMBLY MECHANISM		
First Named Inventor/Applicant Name:		Errol D'SOUZA		
Filer:		Paul Thomas Bowen/Keli Hunter		
Attorney Docket Number:				
Filed as Large Entity				
Utility under 35 USC 111(a) Filing Fees				
Description	Fee Code	Quantity	Amount	Sub-Total in USD(\$)
Basic Filing:				
Utility application filing	1011	1	390	390
Utility Search Fee	1111	1	620	620
Utility Examination Fee	1311	1	250	250
Pages:				
Claims:				
Miscellaneous-Filing:				
Petition:				
Patent-Appeals-and-Interference:				

Description	Fee Code	Quantity	Amount	Sub-Total in USD(\$)
Post-Allowance-and-Post-Issuance:				
Extension-of-Time:				
Miscellaneous:				
Total in USD (\$)				1260

Electronic Acknowledgement Receipt	
EFS ID:	15248383
Application Number:	13834189
International Application Number:	
Confirmation Number:	7067
Title of Invention:	CUSHION TO FRAME ASSEMBLY MECHANISM
First Named Inventor/Applicant Name:	Errol D'SOUZA
Customer Number:	23117
Filer:	Paul Thomas Bowen/Keli Hunter
Filer Authorized By:	Paul Thomas Bowen
Attorney Docket Number:	
Receipt Date:	15-MAR-2013
Filing Date:	
Time Stamp:	13:06:58
Application Type:	Utility under 35 USC 111(a)

Payment information:

Submitted with Payment	yes
Payment Type	Credit Card
Payment was successfully received in RAM	\$1260
RAM confirmation Number	40105
Deposit Account	141140
Authorized User	ADAMS, ROBERT W.
<p>The Director of the USPTO is hereby authorized to charge indicated fees and credit any overpayment as follows:</p> <p>Charge any Additional Fees required under 37 C.F.R. Section 1.16 (National application filing, search, and examination fees)</p> <p>Charge any Additional Fees required under 37 C.F.R. Section 1.17 (Patent application and reexamination processing fees)</p>	

File Listing:					
Document Number	Document Description	File Name	File Size(Bytes)/ Message Digest	Multi Part /.zip	Pages (if appl.)
1	Transmittal of New Application	4398_1328_AppCover.pdf	22708 16b199e5f17a5d85cd370e9906b3e1d5b6371	no	2
Warnings:					
Information:					
2	Application Data Sheet	4398_1328_ADS.pdf	55134 11b102428689a557a9019c13b1191ba38540042	no	6
Warnings:					
Information:					
This is not an USPTO supplied ADS fillable form					
3		4398_1328_Prelim.pdf	26680 10689eeef97066efee/e3d52d17/cd9be85c22db6	yes	6
	Multipart Description/PDF files in .zip description				
	Document Description	Start	End		
	Preliminary Amendment	1	1		
	Specification	2	3		
	Claims	4	4		
	Applicant Arguments/Remarks Made in an Amendment	5	5		
	Abstract	6	6		
Warnings:					
Information:					
4		4398_1328_App.pdf	5707987 e13146a7621568e761a9241ed98e191e171b28b	yes	34
	Multipart Description/PDF files in .zip description				
	Document Description	Start	End		
	Specification	1	28		
	Claims	29	34		
Warnings:					
Information:					

5	Oath or Declaration filed	4398_1328_Dec.pdf	302918 c09ca9a72c29ced02552798cd183f8f8275568a	no	2
Warnings:					
Information:					
6	Transmittal Letter	4398_1328_TransPOA.pdf	20077 ae952edbbd8dec16b26ec5fb73c2194fac0189d	no	1
Warnings:					
Information:					
7	Assignee showing of ownership per 37 CFR 3.73.	4398_1328_POA.pdf	217350 1f361ff9/efc9958d220485ed/c0125fad52c4c	no	1
Warnings:					
Information:					
8	Information Disclosure Statement (IDS) Form (SB08)	4398_1328_IDS.pdf	57254 2c9598f0c33210a129/ee49c7726ad1987ec088	no	7
Warnings:					
Information:					
This is not an USPTO supplied IDS fillable form					
9	Foreign Reference	43981328_Ref1.pdf	2193973 a620a2c0aa687bac6dc0bd008a4556606d31ba55	no	21
Warnings:					
Information:					
10	Foreign Reference	43981328_Ref2.pdf	3898235 2b224bd70af1e7398454ad01caef1312cfe6d0f3	no	44
Warnings:					
Information:					
11	Foreign Reference	43981328_Ref3.pdf	947557 3eaf1271d081ef66d1e45a5b1e1c74a7949d69c5d	no	7
Warnings:					
Information:					
12	Foreign Reference	43981328_Ref4.pdf	9782295 4078a9f6f1a38e7d1e70198e11a879d723c0f	no	85
Warnings:					
Information:					
13	Foreign Reference	43981328_Ref5.pdf	3917472 ae2751a98c211b7705044e7a14604723c510a97	no	31

Warnings:					
Information:					
14	Drawings-only black and white line drawings	4398_1328_Drawings.pdf	2425215 bc58f11eacc0d0c28a83141ed8b489f9/cdd bc7c	no	99
Warnings:					
Information:					
15	Fee Worksheet (SB06)	fee-info.pdf	33007 6c783a1b1b1451bd1912a15246f0440f712cde 38076	no	2
Warnings:					
Information:					
Total Files Size (in bytes):			29607862		
<p>This Acknowledgement Receipt evidences receipt on the noted date by the USPTO of the indicated documents, characterized by the applicant, and including page counts, where applicable. It serves as evidence of receipt similar to a Post Card, as described in MPEP 503.</p> <p><u>New Applications Under 35 U.S.C. 111</u> If a new application is being filed and the application includes the necessary components for a filing date (see 37 CFR 1.53(b)-(d) and MPEP 506), a Filing Receipt (37 CFR 1.54) will be issued in due course and the date shown on this Acknowledgement Receipt will establish the filing date of the application.</p> <p><u>National Stage of an International Application under 35 U.S.C. 371</u> If a timely submission to enter the national stage of an international application is compliant with the conditions of 35 U.S.C. 371 and other applicable requirements a Form PCT/DO/EO/903 indicating acceptance of the application as a national stage submission under 35 U.S.C. 371 will be issued in addition to the Filing Receipt, in due course.</p> <p><u>New International Application Filed with the USPTO as a Receiving Office</u> If a new international application is being filed and the international application includes the necessary components for an international filing date (see PCT Article 11 and MPEP 1810), a Notification of the International Application Number and of the International Filing Date (Form PCT/RO/105) will be issued in due course, subject to prescriptions concerning national security, and the date shown on this Acknowledgement Receipt will establish the international filing date of the application.</p>					

9-2-2009

PTO/SB/01a (08-03)

Approved for use through 09/30/2008. OMB 0651-0032
U.S. Patent and Trademark Office; U.S. DEPARTMENT OF COMMERCE

Under the Paperwork reduction Act of 1995, no persons are required to respond to a collection of information unless it displays a valid OMB control number.

**DECLARATION (37 C.F.R. 1.63) FOR UTILITY OR DESIGN APPLICATION USING AN
APPLICATION DATA SHEET (37 C.F.R. § 1.76)**

PTB-4398-825

Title of Invention: **CUSHION TO FRAME ASSEMBLY MECHANISM**

As the below named inventor(s), I/we declare that:

This declaration is directed to:

☐ The attached application, or
☒ Application No. **11/989,137**, filed on **January 22, 2008**
☐ as amended on _____ (if applicable);

I/we believe that I/we am/are the original and first inventor(s) of the subject matter which is claimed and for which a patent is sought;

I/we have reviewed and understand the contents of the above-identified application, including the claims, as amended by any amendment specifically referred to above;

I/we acknowledge the duty to disclose to the United States Patent and Trademark Office all information known to me/us to be material to patentability as defined in 37 C.F.R. § 1.56, including for continuation-in-part applications, material information which became available between the filing date of the prior application and the national or PCT international filing date of the continuation-in-part application.


WARNING:

Petitioner/applicant is cautioned to avoid submitting personal information in documents filed in a patent application that may contribute to identity theft. Personal information such as social security numbers, bank account numbers, or credit card numbers (other than a check or credit card authorization form PTO-2038 submitted for payment purposes) is never required by the USPTO to support a petition or an application. If this type of personal information is included in documents submitted to the USPTO, petitioners/applicants should consider redacting such personal information from the documents before submitting them to the USPTO. Petitioner/applicant is advised that the record of a patent application is available to the public after publication of the application (unless a non-publication request in compliance with 37 CFR 1.213(a) is made in the application) or issuance of a patent. Furthermore, the record from an abandoned application may also be available to the public if the application is referenced in a published application or an issued patent (see 37 CFR 1.14). Checks and credit card authorization forms PTO-2038 submitted for payment purposes are not retained in the application file and therefore are not publicly available.

All statements made herein of my own knowledge are true, all statements made herein on information and belief are believed to be true; and further that these statements were made with the knowledge that willful false statements and the like so made are punishable by fine or imprisonment, or both, under 18 U.S.C. § 1001, and may jeopardize the validity of the application or any patent issued thereon.

FULL NAME OF INVENTOR(S)

Inventor one: **Errol Savio Alex D'SOUZA** Date: **15th SEPTEMBER 2009**

Inventor's Signature:  Citizen of: **Australia**

Inventor two: **Aaron Samuel DAVIDSON** Date: **15th Sept 2009**

Inventor's Signature:  Citizen of: **Australia**

Inventor three: **Matthew EVES** Date: **11th SEPTEMBER 2009**

Inventor's Signature:  Citizen of: **Australia**

☒ Additional inventors or a legal representative are being named on 1 additional form(s) attached hereto

This collection of information is required by 35 U.S.C. § 115 and 37 C.F.R. § 1.63. The information is required to obtain or retain a benefit by the public which is to file (and by the USPTO to process) an application. Confidentiality is governed by 35 U.S.C. § 112 and 37 C.F.R. § 1.14. This collection is estimated to take 1 minute to complete, including gathering, preparing, and submitting the completed application form to the USPTO. Time will vary depending upon the individual case. Any comments on the amount of time you require to complete this form and/or suggestion for reducing this burden, should be sent to the Chief Information Officer, U.S. Patent and Trademark Office, U.S. Department of Commerce, P.O. Box 1450, Alexandria, VA 22313-1450. DO NOT SEND FEES OR COMPLETED FORMS TO THIS ADDRESS. SEND TO: Commissioner for Patents, P.O. Box 1450, Alexandria, VA 22313-1450.

If you need assistance in completing the form, call 1-800-PTO-9199 and selection option 2.

1503682

RULE 63 (37 C.F.R. 1.63)
INVENTORS DECLARATION FOR PATENT APPLICATION
IN THE UNITED STATES PATENT AND TRADEMARK OFFICE

Inventor four	Robin Garth HITCHCOCK	Date:	2nd Q. 2009
Inventor's Signature:		Citizen of:	Australia

TRANSMITTAL FOR POWER OF ATTORNEY TO ONE OR MORE REGISTERED PRACTITIONERS

NOTE: This form is to be submitted with the Power of Attorney by Applicant form (PTO/AIA/82B) to identify the application to which the Power of Attorney is directed, in accordance with 37 CFR 1.5. If the Power of Attorney by Applicant form is not accompanied by this transmittal form or an equivalent, the Power of Attorney will not be recognized in the application.

Application Number	13/unassigned Continuation of 11/989,137		
Filing Date	Herewith		
First Named Inventor	Errol D'SOUZA		
Title	CUSHION TO FRAME ASSEMBLY MECHANISM		
Art Unit	TBA		
Examiner Name	TBA		
Attorney Docket Number	PTB-4398-1328		
SIGNATURE of Applicant or Patent Practitioner			
Signature	/Paul T. Bowen/	Date	March 15, 2013
Name	Paul T. Bowen	Telephone	703-816-4019
Registration Number	38,009		
NOTE This form must be signed in accordance with 37 CFR 1.33. See 37 CFR 1.4(d) for signature requirements and certifications.			
<input type="checkbox"/> *Total of _____ forms are submitted.			

This collection of information is required by 37 CFR 1.31, 1.32 and 1.33. The information is required to obtain or retain a benefit by the public which is to file (and by the USPTO to process) an application. Confidentiality is governed by 35 U.S.C. 122 and 37 CFR 1.11 and 1.14. This collection is estimated to take 3 minutes to complete, including gathering, preparing, and submitting the completed application form to the USPTO. Time will vary depending upon the individual case. Any comments on the amount of time you require to complete this form and/or suggestions for reducing this burden, should be sent to the Chief Information Officer, U.S. Patent and Trademark Office, U.S. Department of Commerce, P.O. Box 1450, Alexandria, VA 22313-1450. **DO NOT SEND FEES OR COMPLETED FORMS TO THIS ADDRESS. SEND TO: Commissioner for Patents, P.O. Box 1450, Alexandria, VA 22313-1450.**

If you need assistance in completing the form, call 1-800-PTO-9199 and select option 2.

Doc Code: PA..

Document Description: Power of Attorney

PTO/AIA/82B(07-12)

Approved for use through 1/30/2014 OMB 0651-0035
U.S. Patent and Trademark Office; U.S. DEPARTMENT OF COMMERCE

Under the Paperwork Reduction Act of 1995, no persons are required to respond to a collection of information unless it displays a valid OMB control number.

POWER OF ATTORNEY BY APPLICANT

I hereby revoke all previous powers of attorney given in the application identified in the attached transmittal letter.

- ☒ I hereby appoint Practitioner(s) associated with the following Customer Number as my/our attorney(s) or agent(s), and to transact all business in the United States Patent and Trademark Office connected therewith for the application referenced in the attached transmittal letter (form PTO/AIA/82A or equivalent):

23117

OR

- ☐ I hereby appoint Practitioner(s) named below as my/our attorney(s) or agent(s), and to transact all business in the United States Patent and Trademark Office connected therewith for the application referenced in the attached transmittal letter (form PTO/AIA/82A or equivalent):

Name	Registration Number	Name	Registration Number

Please recognize or change the correspondence address for the application identified in the attached transmittal letter to:

- ☒ The address associated with the above-mentioned Customer Number

OR

- ☐ The address associated with Customer Number:

OR

☐ Firm or Individual Name

Address

City

State

Zip

Country

Telephone

Email

I am the Applicant:

- ☐ Inventor or Joint Inventor
☐ Legal Representative of a Deceased or Legally Incapacitated Inventor
☒ Assignee or Person to Whom the Inventor is Under an Obligation to Assign
☐ Person Who Otherwise Shows Sufficient Proprietary Interest (e.g., a petition under 37 CFR 1.46(b)(2) was granted in the application or is concurrently being filed with this document)

SIGNATURE of Applicant for Patent

Signature	<i>Paul A. Green</i>	Date	15 December 2012
Name	Paul A. Green	Telephone	+1 61 2 935 4100
Title and Company	Patents Officer, ResMed Limited		

NOTE: Signature - This form must be signed by the applicant in accordance with 37 CFR 1.33. See 37 CFR 1.4 for signature requirements and certifications. Submit multiple forms for more than one signature, see below.

☒ Total of 1 forms are submitted

This collection of information is required by 37 CFR 1.31, 1.32 and 1.33. The information is required to obtain or retain a benefit by the public which is to file (and by the USPTO to process) an application. Confidentiality is governed by 35 U.S.C. 122 and 37 CFR 1.11 and 1.14. This collection is estimated to take 3 minutes to complete, including gathering, preparing, and submitting the completed application form to the USPTO. Time will vary depending upon the individual case. Any comments on the amount of time you require to complete this form and/or suggestions for reducing this burden, should be sent to the Chief Information Officer, U.S. Patent and Trademark Office, U.S. Department of Commerce, P.O. Box 1450, Alexandria, VA 22313-1450. DO NOT SEND FEES OR COMPLETED FORMS TO THIS ADDRESS. SEND TO: Commissioner for Patents, P.O. Box 1450, Alexandria, VA 22313-1450.

If you need assistance in completing the form, call 1-800-PTO-9199 and select option 2.

Under the Paperwork Reduction Act of 1995, no persons are required to respond to a collection of information unless it displays a valid OMB control number.

PATENT APPLICATION FEE DETERMINATION RECORD Substitute for Form PTO-875				Application or Docket Number 13/834,189		Filing Date 03/15/2013		<input type="checkbox"/> To be Mailed	
APPLICATION AS FILED – PART I									
(Column 1)			(Column 2)			SMALL ENTITY <input type="checkbox"/> OR		OTHER THAN SMALL ENTITY	
FOR	NUMBER FILED	NUMBER EXTRA	RATE (\$)	FEE (\$)	OR	RATE (\$)	FEE (\$)		
<input type="checkbox"/> BASIC FEE (37 CFR 1.16(a), (b), or (c))	N/A	N/A	N/A			N/A			
<input type="checkbox"/> SEARCH FEE (37 CFR 1.16(k), (i), or (m))	N/A	N/A	N/A			N/A			
<input type="checkbox"/> EXAMINATION FEE (37 CFR 1.16(o), (p), or (q))	N/A	N/A	N/A			N/A			
TOTAL CLAIMS (37 CFR 1.16(j))	minus 20 =	*	X \$ =			X \$ =			
INDEPENDENT CLAIMS (37 CFR 1.16(h))	minus 3 =	*	X \$ =			X \$ =			
<input type="checkbox"/> APPLICATION SIZE FEE (37 CFR 1.16(s))	If the specification and drawings exceed 100 sheets of paper, the application size fee due is \$250 (\$125 for small entity) for each additional 50 sheets or fraction thereof. See 35 U.S.C. 41(a)(1)(G) and 37 CFR 1.16(s).								
<input type="checkbox"/> MULTIPLE DEPENDENT CLAIM PRESENT (37 CFR 1.16(j))									
* If the difference in column 1 is less than zero, enter "0" in column 2.			TOTAL			TOTAL			
APPLICATION AS AMENDED – PART II									
(Column 1)			(Column 2)			(Column 3)		SMALL ENTITY OR OTHER THAN SMALL ENTITY	
AMENDMENT	03/15/2013	CLAIMS REMAINING AFTER AMENDMENT	MINUS	HIGHEST NUMBER PREVIOUSLY PAID FOR	PRESENT EXTRA	RATE (\$)	ADDITIONAL FEE (\$)	OR	RATE (\$)
	Total (37 CFR 1.16(j))	* 5	Minus	** 20	= 0	X \$ =			X \$62=
	Independent (37 CFR 1.16(h))	* 1	Minus	*** 3	= 0	X \$ =			X \$250=
<input type="checkbox"/> Application Size Fee (37 CFR 1.16(s))									
<input type="checkbox"/> FIRST PRESENTATION OF MULTIPLE DEPENDENT CLAIM (37 CFR 1.16(j))									
						TOTAL ADD'L FEE			TOTAL ADD'L FEE
									0
(Column 1)			(Column 2)			(Column 3)			
AMENDMENT		CLAIMS REMAINING AFTER AMENDMENT	MINUS	HIGHEST NUMBER PREVIOUSLY PAID FOR	PRESENT EXTRA	RATE (\$)	ADDITIONAL FEE (\$)	OR	RATE (\$)
	Total (37 CFR 1.16(j))	*	Minus	**	=	X \$ =			X \$ =
	Independent (37 CFR 1.16(h))	*	Minus	***	=	X \$ =			X \$ =
<input type="checkbox"/> Application Size Fee (37 CFR 1.16(s))									
<input type="checkbox"/> FIRST PRESENTATION OF MULTIPLE DEPENDENT CLAIM (37 CFR 1.16(j))									
						TOTAL ADD'L FEE			TOTAL ADD'L FEE
<p>* If the entry in column 1 is less than the entry in column 2, write "0" in column 3.</p> <p>** If the "Highest Number Previously Paid For" IN THIS SPACE is less than 20, enter "20".</p> <p>*** If the "Highest Number Previously Paid For" IN THIS SPACE is less than 3, enter "3".</p> <p>The "Highest Number Previously Paid For" (Total or Independent) is the highest number found in the appropriate box in column 1.</p>									

Legal Instrument Examiner:

/JUDY

AA

This collection of information is required by 37 CFR 1.16. The information is required to obtain or retain a benefit by the public which is to file (and by the USPTO to process) an application. Confidentiality is governed by 35 U.S.C. 122 and 37 CFR 1.14. This collection is estimated to take 12 minutes to complete, including gathering, preparing, and submitting the completed application form to the USPTO. Time will vary depending upon the individual case. Any comments on the amount of time you require to complete this form and/or suggestions for reducing this burden, should be sent to the Chief Information Officer, U.S. Patent and Trademark Office, U.S. Department of Commerce, P.O. Box 1450, Alexandria, VA 22313-1450. DO NOT SEND FEES OR COMPLETED FORMS TO THIS ADDRESS. SEND TO: Commissioner for Patents, P.O. Box 1450, Alexandria, VA 22313-1450.

If you need assistance in completing the form, call 1-800-PTO-9199 and select option 2.



UNITED STATES PATENT AND TRADEMARK OFFICE

UNITED STATES DEPARTMENT OF COMMERCE
United States Patent and Trademark Office
Address: COMMISSIONER FOR PATENTS
P.O. Box 1450
Alexandria, Virginia 22313-1450
www.uspto.gov

APPLICATION NUMBER	FILING OR 371(C) DATE	FIRST NAMED APPLICANT	ATTY. DOCKET NO./TITLE
13/834,189	03/15/2013	Errol Savio Alex D'SOUZA	PTB-4398-1328

23117
NIXON & VANDERHYE, PC
901 NORTH GLEBE ROAD, 11TH FLOOR
ARLINGTON, VA 22203

CONFIRMATION NO. 7067
POA ACCEPTANCE LETTER



Date Mailed: 05/13/2013

NOTICE OF ACCEPTANCE OF POWER OF ATTORNEY

This is in response to the Power of Attorney filed 03/15/2013.

The Power of Attorney in this application is accepted. Correspondence in this application will be mailed to the above address as provided by 37 CFR 1.33.

/ygcnct/

Office of Data Management, Application Assistance Unit (571) 272-4000, or (571) 272-4200, or 1-888-786-0101

PATENT APPLICATION FEE DETERMINATION RECORD Substitute for Form PTO-875						Application or Docket Number 13/834,189	
APPLICATION AS FILED - PART I							
(Column 1)		(Column 2)		SMALL ENTITY		OTHER THAN SMALL ENTITY	
FOR	NUMBER FILED	NUMBER EXTRA	RATE(\$)	FEE(\$)		RATE(\$)	FEE(\$)
BASIC FEE <small>(37 CFR 1.16(a), (b), or (c))</small>	N/A	N/A	N/A			N/A	280
SEARCH FEE <small>(37 CFR 1.16(k), (l), or (m))</small>	N/A	N/A	N/A			N/A	600
EXAMINATION FEE <small>(37 CFR 1.16(o), (p), or (q))</small>	N/A	N/A	N/A			N/A	720
TOTAL CLAIMS <small>(37 CFR 1.16(i))</small>	5	minus 20 =			OR	x 80 =	0.00
INDEPENDENT CLAIMS <small>(37 CFR 1.16(h))</small>	1	minus 3 =				x 420 =	0.00
APPLICATION SIZE FEE <small>(37 CFR 1.16(s))</small>	If the specification and drawings exceed 100 sheets of paper, the application size fee due is \$310 (\$155 for small entity) for each additional 50 sheets or fraction thereof. See 35 U.S.C. 41(a)(1)(G) and 37 CFR 1.16(s).						0.00
MULTIPLE DEPENDENT CLAIM PRESENT (37 CFR 1.16(j))							0.00
* If the difference in column 1 is less than zero, enter "0" in column 2				TOTAL		TOTAL	1600
APPLICATION AS AMENDED - PART II							
(Column 1)		(Column 2)		(Column 3)		SMALL ENTITY	
AMENDMENT A		CLAIMS REMAINING AFTER AMENDMENT		HIGHEST NUMBER PREVIOUSLY PAID FOR	PRESENT EXTRA	RATE(\$)	ADDITIONAL FEE(\$)
	Total <small>(37 CFR 1.16(i))</small>	*	Minus	**	=	x	=
	Independent <small>(37 CFR 1.16(h))</small>	*	Minus	***	=	x	=
	Application Size Fee (37 CFR 1.16(s))						
	FIRST PRESENTATION OF MULTIPLE DEPENDENT CLAIM (37 CFR 1.16(j))						
						TOTAL ADD'L FEE	
(Column 1)		(Column 2)		(Column 3)		OTHER THAN SMALL ENTITY	
AMENDMENT B		CLAIMS REMAINING AFTER AMENDMENT		HIGHEST NUMBER PREVIOUSLY PAID FOR	PRESENT EXTRA	RATE(\$)	ADDITIONAL FEE(\$)
	Total <small>(37 CFR 1.16(i))</small>	*	Minus	**	=	x	=
	Independent <small>(37 CFR 1.16(h))</small>	*	Minus	***	=	x	=
	Application Size Fee (37 CFR 1.16(s))						
	FIRST PRESENTATION OF MULTIPLE DEPENDENT CLAIM (37 CFR 1.16(j))						
						TOTAL ADD'L FEE	
* If the entry in column 1 is less than the entry in column 2, write "0" in column 3. ** If the "Highest Number Previously Paid For" IN THIS SPACE is less than 20, enter "20". *** If the "Highest Number Previously Paid For" IN THIS SPACE is less than 3, enter "3". The "Highest Number Previously Paid For" (Total or Independent) is the highest found in the appropriate box in column 1							



UNITED STATES PATENT AND TRADEMARK OFFICE

UNITED STATES DEPARTMENT OF COMMERCE
United States Patent and Trademark Office
Address: COMMISSIONER FOR PATENTS
P.O. Box 1450
Alexandria, Virginia 22313-1450
www.uspto.gov

APPLICATION NUMBER	FILING OR 371(C) DATE	FIRST NAMED APPLICANT	ATTY. DOCKET NO./TITLE
13/834,189	03/15/2013	Errol Savio Alex D'SOUZA	PTB-4398-1328

CONFIRMATION NO. 7067

23117
NIXON & VANDERHYE, PC
901 NORTH GLEBE ROAD, 11TH FLOOR
ARLINGTON, VA 22203

NOTICE



Date Mailed: 05/13/2013

INFORMATIONAL NOTICE TO APPLICANT

Applicant is notified that the above-identified application contains the deficiencies noted below. No period for reply is set forth in this notice for correction of these deficiencies. However, if a deficiency relates to the inventor's oath or declaration, the applicant must file an oath or declaration in compliance with 37 CFR 1.63, or a substitute statement in compliance with 37 CFR 1.64, executed by or with respect to each actual inventor no later than the expiration of the time period set in the "Notice of Allowability" to avoid abandonment. See 37 CFR 1.53(f).

The item(s) indicated below are also required and should be submitted with any reply to this notice to avoid further processing delays.

A new inventor's oath or declaration that identifies this application (e.g., by Application Number and filing date) is required. The inventor's oath or declaration does not comply with 37 CFR 1.63 in that it:

- does not state that the above-identified application was made or authorized to be made by the person executing the oath or declaration.



UNITED STATES PATENT AND TRADEMARK OFFICE

UNITED STATES DEPARTMENT OF COMMERCE
United States Patent and Trademark Office
Address: COMMISSIONER FOR PATENTS
P.O. Box 1450
Alexandria, Virginia 22313-1450
www.uspto.gov

APPLICATION NUMBER	FILING or 371(c) DATE	GRP ART UNIT	FIL FEE REC'D	ATTY DOCKET NO	TOT CLAIMS	IND CLAIMS
13/834,189	03/15/2013	3636	1260	PTB-4398-1328	5	1

CONFIRMATION NO. 7067

23117
NIXON & VANDERHYE, PC
901 NORTH GLEBE ROAD, 11TH FLOOR
ARLINGTON, VA 22203

FILING RECEIPT



0000000060928270

Date Mailed: 05/13/2013

Receipt is acknowledged of this non-provisional patent application. The application will be taken up for examination in due course. Applicant will be notified as to the results of the examination. Any correspondence concerning the application must include the following identification information: the U.S. APPLICATION NUMBER, FILING DATE, NAME OF APPLICANT, and TITLE OF INVENTION. Fees transmitted by check or draft are subject to collection. Please verify the accuracy of the data presented on this receipt. **If an error is noted on this Filing Receipt, please submit a written request for a Filing Receipt Correction. Please provide a copy of this Filing Receipt with the changes noted thereon. If you received a "Notice to File Missing Parts" for this application, please submit any corrections to this Filing Receipt with your reply to the Notice. When the USPTO processes the reply to the Notice, the USPTO will generate another Filing Receipt incorporating the requested corrections**

Inventor(s)

Errol Savio Alex D'SOUZA, Hornsby Heights, AUSTRALIA;
Aaron Samuel Davidson, Mona Vale, AUSTRALIA;
Matthew Eves, Manly Vale, AUSTRALIA;
Robin Garth Hitchcock, Normanhurst, AUSTRALIA;

Applicant(s)

ResMed Limited, Bella Vista, AUSTRALIA

Assignment For Published Patent Application

ResMed Limited, Bella Vista, AUSTRALIA

Power of Attorney: The patent practitioners associated with Customer Number 23117

Domestic Priority data as claimed by applicant

This application is a CON of 11/989,137 12/29/2009 PAT 8397728 *
which is a 371 of PCT/AU2006/000035 01/12/2006
which claims benefit of 60/726,265 10/14/2005
and claims benefit of 60/734,746 11/09/2005
(*)Data provided by applicant is not consistent with PTO records.

Foreign Applications for which priority is claimed (You may be eligible to benefit from the **Patent Prosecution Highway** program at the USPTO. Please see <http://www.uspto.gov> for more information.) - None.

Foreign application information must be provided in an Application Data Sheet in order to constitute a claim to foreign priority. See 37 CFR 1.55 and 1.76.

If Required, Foreign Filing License Granted: 05/02/2013

The country code and number of your priority application, to be used for filing abroad under the Paris Convention, is **US 13/834,189**

Projected Publication Date: 08/22/2013

Non-Publication Request: No

Early Publication Request: No
Title

CUSHION TO FRAME ASSEMBLY MECHANISM

Preliminary Class

297

Statement under 37 CFR 1.55 or 1.78 for AIA (First Inventor to File) Transition Applications: No

PROTECTING YOUR INVENTION OUTSIDE THE UNITED STATES

Since the rights granted by a U.S. patent extend only throughout the territory of the United States and have no effect in a foreign country, an inventor who wishes patent protection in another country must apply for a patent in a specific country or in regional patent offices. Applicants may wish to consider the filing of an international application under the Patent Cooperation Treaty (PCT). An international (PCT) application generally has the same effect as a regular national patent application in each PCT-member country. The PCT process **simplifies** the filing of patent applications on the same invention in member countries, but **does not result** in a grant of "an international patent" and does not eliminate the need of applicants to file additional documents and fees in countries where patent protection is desired.

Almost every country has its own patent law, and a person desiring a patent in a particular country must make an application for patent in that country in accordance with its particular laws. Since the laws of many countries differ in various respects from the patent law of the United States, applicants are advised to seek guidance from specific foreign countries to ensure that patent rights are not lost prematurely.

Applicants also are advised that in the case of inventions made in the United States, the Director of the USPTO must issue a license before applicants can apply for a patent in a foreign country. The filing of a U.S. patent application serves as a request for a foreign filing license. The application's filing receipt contains further information and guidance as to the status of applicant's license for foreign filing.

Applicants may wish to consult the USPTO booklet, "General Information Concerning Patents" (specifically, the section entitled "Treaties and Foreign Patents") for more information on timeframes and deadlines for filing foreign patent applications. The guide is available either by contacting the USPTO Contact Center at 800-786-9199, or it can be viewed on the USPTO website at <http://www.uspto.gov/web/offices/pac/doc/general/index.html>.

For information on preventing theft of your intellectual property (patents, trademarks and copyrights), you may wish to consult the U.S. Government website, <http://www.stopfakes.gov>. Part of a Department of Commerce initiative, this website includes self-help "toolkits" giving innovators guidance on how to protect intellectual property in specific countries such as China, Korea and Mexico. For questions regarding patent enforcement issues, applicants may call the U.S. Government hotline at 1-866-999-HALT (1-866-999-4158).

LICENSE FOR FOREIGN FILING UNDER
Title 35, United States Code, Section 184
Title 37, Code of Federal Regulations, 5.11 & 5.15

GRANTED

The applicant has been granted a license under 35 U.S.C. 184, if the phrase "IF REQUIRED, FOREIGN FILING LICENSE GRANTED" followed by a date appears on this form. Such licenses are issued in all applications where the conditions for issuance of a license have been met, regardless of whether or not a license may be required as set forth in 37 CFR 5.15. The scope and limitations of this license are set forth in 37 CFR 5.15(a) unless an earlier license has been issued under 37 CFR 5.15(b). The license is subject to revocation upon written notification. The date indicated is the effective date of the license, unless an earlier license of similar scope has been granted under 37 CFR 5.13 or 5.14.

This license is to be retained by the licensee and may be used at any time on or after the effective date thereof unless it is revoked. This license is automatically transferred to any related applications(s) filed under 37 CFR 1.53(d). This license is not retroactive.

The grant of a license does not in any way lessen the responsibility of a licensee for the security of the subject matter as imposed by any Government contract or the provisions of existing laws relating to espionage and the national security or the export of technical data. Licensees should apprise themselves of current regulations especially with respect to certain countries, of other agencies, particularly the Office of Defense Trade Controls, Department of State (with respect to Arms, Munitions and Implements of War (22 CFR 121-128)); the Bureau of Industry and Security, Department of Commerce (15 CFR parts 730-774); the Office of Foreign Assets Control, Department of Treasury (31 CFR Parts 500+) and the Department of Energy.

NOT GRANTED

No license under 35 U.S.C. 184 has been granted at this time, if the phrase "IF REQUIRED, FOREIGN FILING LICENSE GRANTED" DOES NOT appear on this form. Applicant may still petition for a license under 37 CFR 5.12, if a license is desired before the expiration of 6 months from the filing date of the application. If 6 months has lapsed from the filing date of this application and the licensee has not received any indication of a secrecy order under 35 U.S.C. 181, the licensee may foreign file the application pursuant to 37 CFR 5.15(b).

SelectUSA

The United States represents the largest, most dynamic marketplace in the world and is an unparalleled location for business investment, innovation, and commercialization of new technologies. The U.S. offers tremendous resources and advantages for those who invest and manufacture goods here. Through SelectUSA, our nation works to promote and facilitate business investment. SelectUSA provides information assistance to the international investor community; serves as an ombudsman for existing and potential investors; advocates on behalf of U.S. cities, states, and regions competing for global investment; and counsels U.S. economic development organizations on investment attraction best practices. To learn more about why the United States is the best country in the world to develop technology, manufacture products, deliver services, and grow your business, visit <http://www.SelectUSA.gov> or call +1-202-482-6800.



[Handwritten signature]

IN THE UNITED STATES PATENT AND TRADEMARK OFFICE

In re Patent Application of
D'SOUZA et al.

Conf. No.: 7067
Atty. Ref.: PTB-4398-1328
Art Unit: 3763
Examiner: TBA

Appln. No. 13/834,189
Filed: March 15, 2013

For: CUSHION TO FRAME ASSEMBLY MECHANISM

* * * * *

June 13, 2013

Commissioner for Patents
P.O. Box 1450
Alexandria, VA 22313-1450

INFORMATION DISCLOSURE STATEMENT

Sir:

Listed on accompanying Form PTO/SB/08a is information that may be considered material to the examination of this application, in compliance with the duty of disclosure requirements of 37 C.F.R. §§ 1.56, 1.97 and 1.98.

This statement should not be construed as a representation that a search has been made, or that information more material to the examination of the present patent application does not exist. The Examiner is specifically requested not to rely solely on the material submitted herewith. At least one of the boxes below applies to the present application:

1. ☒ This Information Disclosure Statement is being filed within three months of the U.S. filing date OR before the mailing date of a first Office Action on the merits. No statement under 37 C.F.R. § 1.97(e) or fee is required.

a. ☐ Contingent Request to Treat Under 37 C.F.R. § 1.97(c)

In the event a first Office Action has been mailed prior to filing of the present Information Disclosure Statement and the Office Action was mailed more than three months since the filing of the application (for regular

applications not including CPAs or RCEs), the Office is requested to treat the present paper as a submission under 37 C.F.R. § 1.97(c) and charge the undersigned's Deposit Account No. 14-1140 for the fee required by 37 C.F.R. § 1.17(p). The present paper is submitted in duplicate for this purpose.

b. ☐ Contingent Request to Treat Under 37 C.F.R. § 1.97(e)(1)

In the event a first Office Action has been mailed prior to the filing of the present Information Disclosure Statement, and the Office Action was mailed more than three months since the filing of the application (for regular applications not including CPAs or RCEs), the Office is requested to treat the present paper as a submission under 37 C.F.R. § 1.97(e)(1) in that the undersigned hereby states that each item of information contained in this Information Disclosure Statement was first cited in any communication from a foreign patent office in a counterpart foreign application not more than three months prior to the filing of this Information Disclosure Statement. 37 C.F.R. § 1.97(e)(1).

b.1. ☐ Patent Term Adjustment

I hereby certify that each item of information was cited in a communication from a foreign patent office in a counterpart application and that this communication was not received by any individual designated in Section 1.56(c) more than 30 days prior to the filing of the Information Disclosure Statement. 37 C.F.R. §1.704(d).

c. ☐ Contingent Request to Treat Under 37 C.F.R. § 1.97(e)(2)

In the event a first Office Action has been mailed prior to the filing of the present Information Disclosure Statement, and the Office Action was mailed more than three months since the filing of the application (for regular applications not including CPAs or RCEs), the Office is requested to treat the present paper as a submission under 37 C.F.R. § 1.97(e)(2) in

that the undersigned hereby states that no item of information in this Information Disclosure Statement was cited in a communication from a foreign patent office in a counterpart foreign application, and, to my knowledge after making reasonable inquiry, no item of information contained in this Information Disclosure Statement was known to any individual designated in 37 C.F.R. § 1.56(c) more than three months prior to the filing of this Information Disclosure Statement. 37 C.F.R. § 1.97(e)(2).

2. ☐ This Information Disclosure Statement is being filed more than three months after the U.S. filing date AND after the mailing date of the first Office Action on the merits, but before the mailing date of a Final Rejection or Notice of Allowance.

a. ☐ I hereby state that each item of information contained in this Information Disclosure Statement was first cited in any communication from a foreign patent office in a counterpart foreign application not more than three months prior to the filing of this Information Disclosure Statement. 37 C.F.R. § 1.97(e)(1). Contingent Request Under 37 C.F.R. § 1.97(d). In the event a Notice of Allowance or a Final Rejection has been mailed prior to filing this Information Disclosure Statement, the Office is authorized to treat this as a submission under 37 C.F.R. 1.97(d) and charge the undersigned's Deposit Account No. 14-1140 for the fee required by 37 C.F.R. § 1.17(p). The present paper is submitted in duplicate for this purpose.

a.1. ☐ Patent Term Adjustment

I hereby certify that each item of information was cited in a communication from a foreign patent office in a counterpart application and that this communication was not received by any individual designated in Section 1.56(c) more than 30 days prior to the filing of the Information Disclosure Statement. 37 C.F.R. §1.704(d).

b. ☐ I hereby state that no item of information in this Information Disclosure Statement was cited in a communication from a foreign patent office in a counterpart foreign application, and, to my knowledge after making reasonable inquiry, no item of information contained in this Information Disclosure Statement was known to any individual designated in 37 C.F.R. § 1.56(c) more than three months prior to the filing of this Information Disclosure Statement. 37 C.F.R. § 1.97(e)(2).

c. ☒ Our credit card authorization for payment of the \$180.00 fee under 37 C.F.R. § 1.17(p) was provided in an Information Disclosure Statement filed on November 6, 2012. It is not believed that a further fee is required since the Patent Office has not considered the November 6, 2012 Information Disclosure Statement and thus this Information Disclosure Statement can be considered together.

d. Attached is our check in the amount of \$ in payment of the fee under 37 C.F.R. § 1.17(p).

3. ☐ This Information Disclosure Statement is being filed more than three months after the U.S. filing date and after the mailing date of a Final Rejection or Notice of Allowance, but before payment of the Issue Fee 37 C.F.R. § 1.97(d). It is hereby requested that the Information Disclosure Statement be considered. Attached is our check in the amount of \$ in payment of the fee under 37 C.F.R. § 1.17(i).

a. ☐ I hereby state that each item of information contained in this Information Disclosure Statement was first cited in any communication from a foreign patent office in a counterpart foreign application not more than three months prior to the filing of this Information Disclosure Statement. 37 C.F.R. § 1.97(e)(1).

a.1. ☐ Patent Term Adjustment

I hereby certify that each item of information was cited in a communication from a foreign patent office in a counterpart application and that this communication was not received by any

individual designated in Section 1.56(c) more than 30 days prior to the filing of the Information Disclosure Statement. 37 C.F.R. §1.704(d).

b. ☐ I hereby state that no item of information in this Information Disclosure Statement was cited in a communication from a foreign patent office in a counterpart foreign application, and, to my knowledge after making reasonable inquiry, no item of information contained in this Information Disclosure Statement was known to any individual designated in 37 C.F.R. § 1.56(c) more than three months prior to the filing of this Information Disclosure Statement. 37 C.F.R. § 1.97(e)(2).

4. ☒ **Relevance of DE 185 017 is discussed in the Supplementary Search Report dated December 18, 2009 for European Appln. No. EP 03810331.3. Relevance of DE 284 800 is discussed in the Search Report dated July 11, 2006 for European Appln. No. EP 02714190.2. Relevance of DE 297 15 718 is discussed in the Search Report dated June 15, 2012 for European Appln. No. EP 10182015.7. Relevance of DE 299 23 141 (patent family member of DE 298 10 846) is discussed in the Search Report dated September 23, 2008 for European Appln. No. EP 08161868.8.**

5. ☐ The document(s) was/were cited in a corresponding foreign application. An English language version of the foreign search report or official action is attached for the Examiner's information. See MPEP § 609.

a. ☐ U.S. Patent No. _____ is indicated in the foreign search report or Official Action as being in the same patent family and/or the English-language equivalent of _____ listed on the attached foreign search report.

6. ☐ A concise explanation of the relevance of the non-English language document(s) appears below:

7. ☐ The "foreign patent documents" or "other documents" were cited by the Examiner or submitted by the Applicant in Application No. _____, filed _____, which is relied upon for an earlier filing date under 35 U.S.C. § 120. Thus, copies of these documents are not attached. 37 C.F.R. § 1.98(d).

8. ☒ **The publication date (e.g., month or year) of at least one of the listed documents is not available. For each document in this category, the Office is requested to assume that the year of publication of each listed document is earlier than the effective U.S. filing date and/or any foreign priority date.**

9. ☐ The publication date of at least one document is listed on the attached PTO/SB/08a based on information presently available to the undersigned. However, each listed publication date should not be construed as an admission that the information was actually published on the date indicated, and the right to challenge each listed publication date is expressly reserved by Applicant(s).

It is respectfully requested that the Examiner initial and return a copy of the enclosed PTO/SB/08a, and to indicate in the official file wrapper of this patent application that the documents have been considered.

The U.S. Patent and Trademark Office is hereby authorized to charge any fee deficiency, or credit any overpayment, to our Deposit Account No. 14-1140 referencing docket number PTB-4398-1328.

Respectfully submitted,

NIXON & VANDERHYE P.C.

By: /Paul T. Bowen/
Paul T. Bowen
Reg. No. 38,009

PTB:rkf
901 North Glebe Road, 11th Floor
Arlington, VA 22203-1808
Telephone: (703) 816-4000
Facsimile: (703) 816-4100


**INFORMATION DISCLOSURE
CITATION**

ATTY. DOCKET NO.

SERIAL NO.

PTB-4398-1328

13/834,189

APPLICANT

D'SOUZA et al.

(Use several sheets if necessary)

FILING DATE

GROUP

March 15, 2013

3763

U.S. PATENT DOCUMENTS

*EXAMINER INITIAL	DOCUMENT NUMBER	DATE	NAME	CLASS	SUBCLASS	FILING DATE IF APPROPRIATE
	364,394	06/1887	BRIGHT			
	428,592	05/1890	CHAPMAN			
	443,191	12/1890	ILLING			
	781,516	01/1905	GUTHRIE, JR.			
	812,706	02/1906	WARBASSE			
	1,081,745	12/1913	JOHNSTON et al.			
	1,125,542	01/1915	HUMPHRIES			
	1,176,886	03/1916	ERMOLD			
	1,192,186	07/1916	GREENE			
	1,206,045	11/1916	SMITH			
	1,229,050	06/1917	DONALD			
	1,282,527	10/1918	BIDONDE			
	1,362,766	12/1920	McGARGILL			
	1,445,010	02/1923	FEINBERG			
	1,502,450	07/1924	WOOD			
	1,610,793	12/1926	KAUFMAN			
	1,632,449	06/1927	McKESSON			
	1,653,572	12/1927	JACKSON			
	1,710,160	04/1929	GIBBS			
	1,837,591	12/1931	SHINDEL			
	1,873,160	08/1932	STURTEVANT			
	1,926,027	09/1933	BIGGS			
	2,011,733	08/1935	SHINDEL			
	2,104,016	01/1938	BIGGS			
	2,123,353	07/1938	CATT			
	2,127,136	08/1938	POBIRS			
	2,130,555	09/1938	MALCOM			
	2,133,699	10/1938	HEIDBRINK			
	2,149,067	02/1939	OTERO			
	2,166,164	07/1939	LEHMBERG			
	2,245,658	06/1941	ERICKSON			
	2,245,969	06/1941	FRANCISCO et al.			
	2,248,477	07/1941	LOMBARD			
	2,254,854	09/1941	O'CONNELL			
	2,317,608	04/1943	HEIDBRINK			
	2,353,643	07/1944	BULBULIAN			
	2,371,965	03/1945	LEHMBERG			
	2,376,871	05/1945	FINK			
	2,382,364	08/1945	YANT			

*Examiner

Date Considered

Examiner: Initial if reference considered, whether or not citation is in conformance with MPEP 609; draw line through citation if not in conformance and not considered. Include a copy of this form with next communication to applicant.

Form PTO-FB-A820 (Also PTO/SB/08A)

Sheet 2 of 34

**INFORMATION DISCLOSURE
CITATION**

ATTY. DOCKET NO.

SERIAL NO.

4398-1328

13/834,189

APPLICANT

D'SOUZA et al.

(Use several sheets if necessary)

FILING DATE

TC/A.U.

March 15, 2013

3763

U.S. PATENT DOCUMENTS

*EXAMINER INITIAL	DOCUMENT NUMBER	DATE	NAME	CLASS	SUBCLASS	FILING DATE IF APPROPRIATE
	2,415,846	02/1947	RANDALL			
	2,428,451	10/1947	EMERSON			
	2,433,565	12/1947	KORMAN			
	2,438,058	03/1948	KINCHELOE			
	2,473,518	06/1949	GARRARD et al.			
	2,540,567	02/1951	BENNETT			
	2,578,621	12/1951	YANT			
	2,590,006	03/1952	GORDON			
	2,625,155	01/1953	ENGELDER			
	2,641,253	06/1953	ENGELDER			
	2,693,178	11/1954	GILROY			
	2,706,983	04/1955	MATHESON et al.			
	2,749,910	06/1956	FAULCONER, JR.			
	2,820,651	01/1958	PHILLIPS			
	2,837,090	06/1958	BLOOM et al.			
	2,868,196	01/1959	STAMPE			
	2,875,757	03/1959	GALLEHER, JR.			
	2,875,759	03/1959	GALLEHER, JR.			
	2,881,444	04/1959	FRESH et al.			
	2,882,895	04/1959	GALEAZZI			
	2,902,033	09/1959	GALLEHER, JR.			
	2,917,045	12/1959	SCHILDKNECHT et al.			
	2,931,356	04/1960	SCHWARZ			
	2,939,458	06/1960	LUNDQUIST			
	3,013,556	12/1961	GALLEHER, JR.			
	3,042,035	07/1962	COANDA			
	3,117,574	01/1964	REPLOGLE			
	3,182,659	05/1965	BLOUNT			
	3,189,027	06/1965	BARTLETT, JR.			
	3,193,624	07/1965	WEBB et al.			
	3,238,943	03/1966	HOLLEY			
	3,288,138	11/1966	SACHS			
	3,315,672	04/1967	CUNNINGHAM et al.			
	3,315,674	04/1967	BLOOM et al.			
	3,330,273	07/1967	BENNETT			
	3,330,274	07/1967	BENNETT			
	3,362,420	01/1968	BLACKBURN et al.			
	3,363,833	01/1968	LAERDAL			

*Examiner

Date Considered

Examiner: Initial if reference considered, whether or not citation is in conformance with MPEP 609; draw line through citation if not in conformance and not considered. Include a copy of this form with next communication to applicant.

Form PTO-FB-A820 (Also PTO/SB/08A)

Sheet 3 of 34

**INFORMATION DISCLOSURE
CITATION**

ATTY. DOCKET NO.

SERIAL NO.

4398-1328

13/834,189

APPLICANT

D'SOUZA et al.

(Use several sheets if necessary)

FILING DATE

TC/A.U.

March 15, 2013

3763

U.S. PATENT DOCUMENTS

*EXAMINER INITIAL	DOCUMENT NUMBER	DATE	NAME	CLASS	SUBCLASS	FILING DATE IF APPROPRIATE
	3,545,436	12/1970	HOLLOWAY			
	3,556,122	01/1971	LAERDAL			
	3,580,051	05/1971	BLEVINS			
	3,670,726	03/1972	MAHON et al.			
	3,682,171	08/1972	DALI et al.			
	3,700,000	10/1972	HESSE, Deceased et al.			
	3,720,235	03/1973	SCHROCK			
	3,725,953	04/1973	JOHNSON et al.			
	3,739,774	06/1973	GREGORY			
	3,750,333	08/1973	VANCE			
	3,752,157	08/1973	MALMIN			
	3,754,552	08/1973	KING			
	3,796,216	03/1974	SCHWARZ			
	3,799,164	03/1974	ROLLINS			
	3,830,230	08/1974	CHESTER			
	3,861,385	01/1975	CARDEN			
	3,902,486	09/1975	GUICHARD			
	3,905,361	09/1975	HEWSON et al.			
	3,910,261	10/1975	RAGSDALE et al.			
	3,938,614	02/1976	AHS			
	3,972,321	08/1976	PROCTOR			
	3,978,854	09/1976	MILLS, JR.			
	4,006,744	02/1977	STEER			
	4,062,357	12/1977	LAERDAL			
	4,069,516	01/1978	WATKINS, JR.			
	4,077,404	03/1978	ELAM			
	4,120,302	10/1978	ZIEGLER			
	4,142,527	03/1979	GARCIA			
	4,153,051	05/1979	SHIPPERT			
	4,156,426	05/1979	GOLD			
	4,167,185	09/1979	LEWIS			
	4,201,205	05/1980	BARTHOLOMEW			
	4,226,234	10/1980	GUNDERSON			
	4,231,363	11/1980	GRIMES			
	4,233,972	11/1980	HAUFF et al.			
	4,239,038	12/1980	HOLMES			
	4,245,632	01/1981	HOUSTON			
	4,248,218	02/1981	FISCHER			

*Examiner

Date Considered

Examiner: Initial if reference considered, whether or not citation is in conformance with MPEP 609; draw line through citation if not in conformance and not considered. Include a copy of this form with next communication to applicant.

Form PTO-FB-A820 (Also PTO/SB/08A)

Sheet 4 of 34

INFORMATION DISCLOSURE
CITATION

ATTY. DOCKET NO.

SERIAL NO.

4398-1328

13/834,189

APPLICANT

D'SOUZA et al.

(Use several sheets if necessary)

FILING DATE

TC/A.U.

March 15, 2013

3763

U.S. PATENT DOCUMENTS

*EXAMINER INITIAL	DOCUMENT NUMBER	DATE	NAME	CLASS	SUBCLASS	FILING DATE IF APPROPRIATE
	4,263,908	04/1981	MIZERAK			
	4,264,743	04/1981	MARUYAMA et al.			
	4,265,239	05/1981	FISCHER, JR. et al.			
	4,266,540	05/1981	PANZIK et al.			
	4,267,845	05/1981	ROBERTSON, JR. et al.			
	4,273,124	06/1981	ZIMMERMAN			
	4,304,229	12/1981	CURTIN			
	4,312,359	01/1982	OLSON			
	4,328,797	05/1982	ROLLINS et al.			
	4,337,767	07/1982	YAHATA			
	4,347,205	08/1982	STEWART			
	4,354,488	10/1982	BARTOS			
	4,367,735	01/1983	DALI			
	4,367,816	01/1983	WILKES			
	4,369,284	01/1983	CHEN			
	4,402,316	09/1983	GADBERRY			
	4,406,283	09/1983	BIR			
	4,412,537	11/1983	TIGER			
	4,414,973	11/1983	MATHESON et al.			
	4,417,575	11/1983	HILTON et al.			
	4,422,456	12/1983	TEIP			
	4,446,576	05/1984	HISATAKA			
	4,449,526	05/1984	ELAM			
	4,454,880	06/1984	MUTO et al.			
	4,454,881	06/1984	HUBER et al.			
	4,455,675	06/1984	BOSE et al.			
	4,458,679	07/1984	WARD			
	4,467,799	08/1984	STEINBERG			
	4,493,614	01/1985	CHU et al.			
	4,522,639	06/1985	ANSITE et al.			
	4,548,200	10/1985	WAPNER			
	4,549,542	11/1985	CHEIN			
	4,558,710	12/1985	EICHLER			
	4,572,323	02/1986	RANDALL			
	4,579,113	04/1986	McREADIE et al.			
	4,587,967	05/1986	CHU et al.			
	4,593,688	06/1986	PAYTON			
	4,601,465	07/1986	ROY			

*Examiner

Date Considered

Examiner: Initial if reference considered, whether or not citation is in conformance with MPEP 509; draw line through citation if not in conformance and not considered. Include a copy of this form with next communication to applicant.

Form PTO-FB-A820 (Also PTO/SB/08A)

Sheet 5 of 34

INFORMATION DISCLOSURE
CITATION

ATTY. DOCKET NO.

SERIAL NO.

4398-1328

13/834,189

APPLICANT

D'SOUZA et al.

(Use several sheets if necessary)

FILING DATE

TC/A.U.

March 15, 2013

3763

U.S. PATENT DOCUMENTS

*EXAMINER INITIAL	DOCUMENT NUMBER	DATE	NAME	CLASS	SUBCLASS	FILING DATE IF APPROPRIATE
	4,616,647	10/1986	McCREADIE			
	4,617,637	11/1986	CHU et al.			
	4,622,964	11/1986	FLYNN			
	4,630,604	12/1986	MONTESI			
	4,641,645	02/1987	TAYEBI			
	4,641,647	02/1987	BEHAN			
	4,655,213	04/1987	RAPOPORT et al.			
	4,657,010	04/1987	WRIGHT			
	4,660,555	04/1987	PAYTON			
	4,665,570	05/1987	DAVIS			
	4,671,267	06/1987	STOUT			
	4,671,271	06/1987	BISHOP et al.			
	4,674,134	06/1987	LUNDIN			
	4,676,241	06/1987	WEBB et al.			
	4,677,975	07/1987	EDGAR et al.			
	4,677,977	07/1987	WILCOX			
	4,686,977	08/1987	COSMA			
	4,699,139	10/1987	MARSHALL et al.			
	4,706,664	11/1987	SNOOK et al.			
	4,707,863	11/1987	McNEAL			
	4,711,636	12/1987	BIERMAN			
	4,713,844	12/1987	WESTGATE			
	4,739,755	04/1988	WHITE et al.			
	4,753,233	06/1988	GRIMES			
	4,767,411	08/1988	EDMUNDS			
	4,770,169	09/1988	SCHMOEGNER et al.			
	4,772,760	09/1988	GRAHAM			
	4,774,941	10/1988	COOK			
	4,774,946	11/1988	ACKERMAN et al.			
	4,782,832	11/1988	TRIMBLE et al.			
	4,790,829	12/1988	BOWDEN et al.			
	4,799,477	01/1989	LEWIS			
	4,802,857	02/1989	LAUGHLIN			
	4,803,981	02/1989	VICKERY			
	4,807,617	02/1989	NESTI			
	4,809,692	03/1989	NOWACKI et al.			
	4,811,730	03/1989	MILANO			
	4,819,629	04/1989	JONSON			

*Examiner

Date Considered

Examiner: Initial if reference considered, whether or not citation is in conformance with MPEP 609; draw line through citation if not in conformance and not considered. Include a copy of this form with next communication to applicant.

Form PTO-FB-A820 (Also PTO/SB/08A)

Sheet 6 of 34

INFORMATION DISCLOSURE CITATION	ATTY. DOCKET NO.	SERIAL NO.
	4398-1328	13/834,189
(Use several sheets if necessary)	APPLICANT	
	D'SOUZA et al.	
	FILING DATE	TC/A.U.
	March 15, 2013	3763

U.S. PATENT DOCUMENTS

*EXAMINER INITIAL	DOCUMENT NUMBER	DATE	NAME	CLASS	SUBCLASS	FILING DATE IF APPROPRIATE
	4,821,713	04/1989	BAUMAN			
	4,827,924	05/1989	JAPUNTICH			
	4,830,138	05/1989	PALMAER et al.			
	4,832,017	05/1989	SCHNOOR			
	4,838,878	06/1989	KALT et al.			
	4,841,953	06/1989	DODRILL			
	4,848,334	07/1989	BELLM			
	4,848,366	07/1989	AITA et al.			
	4,850,346	07/1989	MICHEL et al.			
	4,856,118	08/1989	SAPIJEWSKI			
	4,886,058	12/1989	BROSTROM et al.			
	4,899,740	02/1990	NAPOLITANO			
	4,905,683	03/1990	CRONJAEGER			
	4,907,584	03/1990	MCGINNIS			
	4,910,806	03/1990	BAKER et al.			
	4,914,957	04/1990	DOUGHERTY			
	4,915,105	04/1990	LEE			
	4,915,106	04/1990	AULGUR et al.			
	4,919,128	04/1990	KOPALA et al.			
	4,919,654	04/1990	KALT			
	4,938,210	07/1990	SHENE			
	4,938,212	07/1990	SNOOK et al.			
	4,941,476	07/1990	FISHER			
	4,944,310	07/1990	SULLIVAN			
	4,945,907	08/1990	TAYEBI			
	4,947,860	08/1990	FISHER			
	4,960,121	10/1990	NELSON et al.			
	4,966,590	10/1990	KALT			
	4,969,880	11/1990	ZAMIEROWSKI			
	4,971,051	11/1990	TOFFOLON			
	4,976,698	12/1990	STOKLEY			
	4,986,269	01/1991	HAKKINEN			
	4,989,271	02/1991	SAPIJEWSKI et al.			
	4,989,596	02/1991	MACRIS et al.			
	4,989,599	02/1991	CARTER			
	4,996,983	03/1991	AMRHEIN			
	5,000,173	03/1991	ZALKIN et al.			
	5,003,631	04/1991	RICHARDSON			

*Examiner

Date Considered

Examiner: Initial if reference considered, whether or not citation is in conformance with MPEP 609; draw line through citation if not in conformance and not considered. Include a copy of this form with next communication to applicant.

Form PTO-FB-A820 (Also PTO/SB/08A)

Sheet 7 of 34

**INFORMATION DISCLOSURE
CITATION**

ATTY. DOCKET NO.

SERIAL NO.

4398-1328

13/834,189

APPLICANT

D'SOUZA et al.

(Use several sheets if necessary)

FILING DATE

TC/A.U.

March 15, 2013

3763

U.S. PATENT DOCUMENTS

*EXAMINER INITIAL	DOCUMENT NUMBER	DATE	NAME	CLASS	SUBCLASS	FILING DATE IF APPROPRIATE
	5,003,633	04/1991	ITOH			
	5,005,568	04/1991	LOESCHER et al.			
	5,005,571	04/1991	DIETZ			
	5,018,519	05/1991	BROWN			
	5,020,163	06/1991	AILEO et al.			
	5,022,900	06/1991	BAR-YONA et al.			
	5,023,955	06/1991	MURPHY, II et al.			
	5,025,805	06/1991	NUTTER			
	5,027,809	07/1991	ROBINSON			
	5,038,772	08/1991	KOLBE et al.			
	5,038,776	08/1991	HARRISON et al.			
	5,042,473	08/1991	LEWIS			
	5,042,478	08/1991	KOPALA et al.			
	5,046,200	09/1991	FEDER			
	5,046,491	09/1991	DERRICK			
	5,062,421	11/1991	BURNS et al.			
	5,063,922	11/1991	HAKKINEN			
	5,069,205	12/1991	URSO			
	5,074,297	12/1991	VENEGAS			
	5,080,092	01/1992	TENNA			
	5,093,940	03/1992	NISHIYAMA			
	5,109,839	05/1992	BLASDELL et al.			
	5,109,840	05/1992	DALEIDEN			
	5,113,857	05/1992	DICKERMAN et al.			
	5,117,818	06/1992	PALFY			
	5,121,745	06/1992	ISRAEL			
	5,121,746	06/1992	SIKORA			
	5,123,677	06/1992	KRECZKO et al.			
	5,127,397	07/1992	KOHNKE			
	5,133,347	07/1992	HUENNEBECK			
	5,137,017	08/1992	SALTER			
	5,138,722	08/1992	URELLA et al.			
	5,140,980	08/1992	HAUGHEY et al.			
	5,140,982	08/1992	BAUMAN			
	5,146,914	09/1992	STURROCK			
	5,159,938	11/1992	LAUGHLIN			
	5,178,138	01/1993	WALSTROM et al.			
	5,181,506	01/1993	TARDIFF, JR. et al.			

*Examiner

Date Considered

Examiner: Initial if reference considered, whether or not citation is in conformance with MPEP 609; draw line through citation if not in conformance and not considered. Include a copy of this form with next communication to applicant.

Form PTO-FB-A820 (Also PTO/SB/08A)

Sheet 8 of 34

**INFORMATION DISCLOSURE
CITATION**

ATTY. DOCKET NO.

SERIAL NO.

4398-1328

13/834,189

APPLICANT

D'SOUZA et al.

(Use several sheets if necessary)

FILING DATE

TC/A.U.

March 15, 2013

3763

U.S. PATENT DOCUMENTS

*EXAMINER INITIAL	DOCUMENT NUMBER	DATE	NAME	CLASS	SUBCLASS	FILING DATE IF APPROPRIATE
	5,188,101	02/1993	TUMOLO			
	5,199,424	04/1993	SULLIVAN et al.			
	5,207,665	05/1993	DAVIS et al.			
	5,220,699	06/1993	FARRIS			
	5,222,478	06/1993	SCARBERRY et al.			
	5,231,983	08/1993	MATSON et al.			
	5,233,978	08/1993	CALLAWAY			
	5,243,709	09/1993	SHEEHAN et al.			
	5,243,971	09/1993	SULLIVAN et al.			
	5,245,995	09/1993	SULLIVAN et al.			
	5,261,893	11/1993	ZAMIEROWSKI			
	5,263,939	11/1993	WORTRICH			
	5,265,592	11/1993	BEAUSSANT			
	5,265,595	11/1993	RUDOLPH			
	5,267,557	12/1993	HER-MOU			
	5,269,296	12/1993	LANDIS			
	5,271,391	12/1993	GRAVES			
	5,279,289	01/1994	KIRK			
	5,280,784	01/1994	KOHLER			
	5,291,880	03/1994	ALMOVIST et al.			
	5,299,448	04/1994	MARYYANEK			
	5,299,579	04/1994	GEDEON et al.			
	5,299,599	04/1994	FARMER et al.			
	5,301,689	04/1994	WENNERHOLM			
	5,304,146	04/1994	JOHNSON et al.			
	5,311,862	05/1994	BLASDELL et al.			
	5,322,057	06/1994	RAABE et al.			
	5,322,059	06/1994	WALTHER			
	5,331,691	07/1994	RUNCKEL			
	5,334,646	08/1994	CHEN			
	5,335,656	08/1994	BOWE et al.			
	5,343,878	09/1994	SCARBERRY et al.			
	5,349,949	09/1994	SCHEGERIN			
	5,353,789	10/1994	SCHLOBOHM			
	5,355,878	10/1994	GRIFFITHS et al.			
	5,355,893	10/1994	MICK et al.			
	5,357,945	05/2002	MESSINA			
	5,357,951	10/1994	RATNER			

*Examiner

Date Considered

Examiner: Initial if reference considered, whether or not citation is in conformance with MPEP 609; draw line through citation if not in conformance and not considered. Include a copy of this form with next communication to applicant.

Form PTO-FB-A620 (Also PTO/SB/08A)

Sheet 9 of 34

INFORMATION DISCLOSURE
CITATION

ATTY. DOCKET NO.

SERIAL NO.

4398-1328

13/834,189

APPLICANT

D'SOUZA et al.

(Use several sheets if necessary)

FILING DATE

TC/A.U.

March 15, 2013

3763

U.S. PATENT DOCUMENTS

*EXAMINER INITIAL	DOCUMENT NUMBER	DATE	NAME	CLASS	SUBCLASS	FILING DATE IF APPROPRIATE
	5,364,367	11/1994	BANKS et al.			
	5,372,130	12/1994	STERN et al.			
	5,372,388	12/1994	GARGIULO			
	5,372,389	12/1994	TAM et al.			
	5,372,390	12/1994	CONWAY et al.			
	5,372,391	12/1994	BAST et al.			
	5,375,593	12/1994	PRESS			
	5,385,141	01/1995	GRANATIERO			
	5,388,571	02/1995	ROBERTS et al.			
	5,390,373	02/1995	FLORY			
	5,391,248	02/1995	BRAIN			
	5,394,568	03/1995	BROSTROM et al.			
	5,396,885	03/1995	NELSON			
	5,398,676	03/1995	PRESS et al.			
	5,400,776	03/1995	BARTHOLOMEW			
	5,400,781	03/1995	DAVENPORT			
	5,404,871	04/1995	GOODMAN et al.			
	5,411,021	05/1995	GDULLA et al.			
	5,419,317	05/1995	BLASDELL et al.			
	5,419,318	05/1995	TAYEBI			
	5,425,359	06/1995	LIQU			
	5,429,126	07/1995	BRACKEN			
	5,429,683	07/1995	LE MITOUARD			
	5,431,158	07/1995	TIROTTA			
	5,437,267	08/1995	WEINSTEIN et al.			
	5,438,981	08/1995	STARR et al.			
	5,441,046	08/1995	STARR et al.			
	5,462,528	10/1995	ROEWER			
	5,477,852	12/1995	LANDIS et al.			
	5,479,920	01/1996	PIPER et al.			
	5,481,763	01/1996	BROSTROM et al.			
	5,485,837	01/1996	SOLES BEE et al.			
	5,488,948	02/1996	DUBRUILLE et al.			
	5,492,116	02/1996	SCARBERRY et al.			
	5,501,214	03/1996	SABO			
	5,503,147	04/1996	BERTHEAU			
	5,509,404	04/1996	LLOYD et al.			
	5,509,409	04/1996	WEATHERHOLT			

*Examiner

Date Considered

Examiner: Initial if reference considered, whether or not citation is in conformance with MPEP 609; draw line through citation if not in conformance and not considered. Include a copy of this form with next communication to applicant.

Form PTO-FB-A820 (Also PTO/SB/08A)

Sheet 10 of 34

**INFORMATION DISCLOSURE
CITATION**

ATTY. DOCKET NO.

SERIAL NO.

4398-1328

13/834,189

APPLICANT

D'SOUZA et al.

(Use several sheets if necessary)

FILING DATE

TC/A.U.

March 15, 2013

3763

U.S. PATENT DOCUMENTS

*EXAMINER INITIAL	DOCUMENT NUMBER	DATE	NAME	CLASS	SUBCLASS	FILING DATE IF APPROPRIATE
	5,511,541	04/1996	DEARSTINE			
	5,513,634	05/1996	JACKSON			
	5,513,635	05/1996	BEDI			
	5,517,986	05/1996	STARR et al.			
	5,522,382	06/1996	SULLIVAN et al.			
	5,526,806	06/1996	SANSONI			
	5,533,506	07/1996	WOOD			
	5,538,000	07/1996	RUDOLPH			
	5,538,001	07/1996	BRIDGES			
	5,540,223	07/1996	STARR et al.			
	5,542,128	08/1996	LOMAS			
	5,546,936	08/1996	VIRAG et al.			
	5,558,090	09/1996	JAMES			
	5,560,354	10/1996	BERTHON-JONES et al.			
	5,568,946	10/1996	JACKOWSKI			
	5,570,682	11/1996	JOHNSON			
	5,570,684	11/1996	BEHR			
	5,570,689	11/1996	STARR et al.			
	5,575,278	11/1996	BONHOMME et al.			
	5,592,937	01/1997	FREUND			
	5,592,938	01/1997	SCARBERRY et al.			
	5,608,647	03/1997	RUBSAMEN et al.			
	5,617,849	04/1997	SPRINGETT et al.			
	5,623,923	04/1997	BERTHEAU et al.			
	5,642,726	07/1997	OWENS et al.			
	5,642,730	07/1997	BARAN			
	5,645,054	07/1997	COTNER et al.			
	5,647,355	07/1997	STARR et al.			
	5,647,356	07/1997	BARNETT et al.			
	5,647,357	07/1997	BARNETT et al.			
	5,649,532	07/1997	GRIFFITHS			
	5,649,533	07/1997	OREN			
	5,653,228	08/1997	BYRD			
	5,655,520	08/1997	HOWE et al.			
	5,655,527	08/1997	SCARBERRY et al.			
	5,657,493	08/1997	FERRERO et al.			
	5,657,752	08/1997	LANDIS et al.			
	5,660,171	08/1997	KIMM et al.			

*Examiner

Date Considered

Examiner: Initial if reference considered, whether or not citation is in conformance with MPEP 809; draw line through citation if not in conformance and not considered. Include a copy of this form with next communication to applicant.

Form PTO-FB-A820 (Also PTO/SB/08A)

Sheet 11 of 34

**INFORMATION DISCLOSURE
CITATION**

ATTY. DOCKET NO.

SERIAL NO.

4398-1328

13/834,189

APPLICANT

D'SOUZA et al.

(Use several sheets if necessary)

FILING DATE

TC/A.U.

March 15, 2013

3763

U.S. PATENT DOCUMENTS

*EXAMINER INITIAL	DOCUMENT NUMBER	DATE	NAME	CLASS	SUBCLASS	FILING DATE IF APPROPRIATE
	5,660,174	08/1997	JACOBELLI			
	5,662,101	09/1997	OGDEN et al.			
	5,666,946	09/1997	LANGENBACK			
	5,676,133	10/1997	HICKLE et al.			
	5,682,881	11/1997	WINTHROP et al.			
	5,685,296	11/1997	ZDROJKOWSKI et al.			
	5,687,715	11/1997	LANDIS et al.			
	5,704,345	01/1998	BERTHON-JONES			
	5,707,342	01/1998	TANAKA			
	5,709,204	01/1998	LESTER			
	5,715,814	02/1998	EBERS			
	5,724,964	03/1998	BRUNSON et al.			
	5,724,965	03/1998	HANDKE et al.			
	5,735,272	04/1998	DILLON et al.			
	5,740,795	04/1998	BRYDON			
	5,740,799	04/1998	NIELSON			
	5,746,201	05/1998	KIDD			
	5,752,509	05/1998	LACHMANN et al.			
	5,752,511	05/1998	SIMMONS et al.			
	5,778,872	07/1998	FUKUNAGA et al.			
	5,782,774	07/1998	SHMULEWITZ			
	5,794,615	08/1998	ESTES			
	5,794,617	08/1998	BRUNELL et al.			
	5,794,619	08/1998	EDEIMAN et al.			
	5,807,341	09/1998	HEIM			
	5,813,423	09/1998	KIRCHGEORG			
	5,832,918	11/1998	PANTINO			
	5,842,469	12/1998	RAPP et al.			
	5,884,624	03/1999	BARNETT et al.			
	5,887,587	03/1999	GROENKE			
	5,896,857	04/1999	HELY et al.			
	5,906,203	05/1999	KLOCKSETH et al.			
	5,909,732	06/1999	DIESEL et al.			
	5,918,598	07/1999	BELFER et al.			
	5,935,136	08/1999	HULSE et al.			
	5,937,445	08/1999	RAVO et al.			
	5,937,851	08/1999	SEROWSKI et al.			
	5,954,049	09/1999	FOLEY et al.			

*Examiner

Date Considered

Examiner: Initial if reference considered, whether or not citation is in conformance with MPEP 609; draw line through citation if not in conformance and not considered. Include a copy of this form with next communication to applicant.

Form PTO-FB-A820 (Also PTO/SB/08A)

Sheet 12 of 34

**INFORMATION DISCLOSURE
CITATION**

ATTY. DOCKET NO.

SERIAL NO.

4398-1328

13/834,189

APPLICANT

D'SOUZA et al.

(Use several sheets if necessary)

FILING DATE

TC/A.U.

March 15, 2013

3763

U.S. PATENT DOCUMENTS

*EXAMINER INITIAL	DOCUMENT NUMBER	DATE	NAME	CLASS	SUBCLASS	FILING DATE IF APPROPRIATE
	5,964,485	10/1999	HAME et al.			
	5,966,745	10/1999	SCHWARTZ et al.			
	5,970,975	10/1999	ESTES et al.			
	5,975,079	11/1999	HELLINGS et al.			
	6,003,511	12/1999	FUKUNAGA et al.			
	6,006,748	12/1999	HOLLIS			
	6,016,804	01/2000	GLEASON et al.			
	6,019,101	02/2000	COTNER et al.			
	6,026,811	02/2000	SETTLE			
	6,029,660	02/2000	CALLUAUD et al.			
	6,029,665	02/2000	BERTHON-JONES			
	6,044,844	04/2000	KWOK et al.			
	6,062,221	05/2000	BROSTROM et al.			
	6,082,360	07/2000	RUDOLPH et al.			
	6,086,118	07/2000	McNAUGHTON et al.			
	6,091,973	07/2000	COLLA et al.			
	6,095,996	08/2000	STEER et al.			
	6,098,205	08/2000	SCHWARTZ et al.			
	6,102,040	08/2000	TAYEBI et al.			
	6,109,263	08/2000	FEUCHTGRUBER			
	6,112,746	09/2000	KWOK et al.			
	6,119,693	09/2000	KWOK et al.			
	6,119,694	09/2000	CORREA et al.			
	6,123,071	09/2000	BERTHON-JONES et al.			
	6,123,082	09/2000	BERTHON-JONES			
	6,139,787	10/2000	HARRISON			
	6,152,137	11/2000	SCHWARTZ et al.			
	6,155,253	12/2000	GAMBERINI			
	6,192,886	02/2001	RUDOLPH			
	6,193,914	02/2001	HARRISON			
	6,196,223	03/2001	BELFER et al.			
	6,211,263	04/2001	CINELLI et al.			
	6,213,125	04/2001	REESE et al.			
	6,231,548	05/2001	BASSETT			
	6,241,930	06/2001	HARRISON			
	6,257,237	07/2001	SUZUKI			
	6,257,626	07/2001	CAMPAU			
	6,258,066	07/2001	URICH			

*Examiner

Date Considered

Examiner: Initial if reference considered, whether or not citation is in conformance with MPEP 609; draw line through citation if not in conformance and not considered. Include a copy of this form with next communication to applicant.

Form PTO-FB-A820 (Also PTO/SB/08A)

Sheet 13 of 34

**INFORMATION DISCLOSURE
CITATION**

ATTY. DOCKET NO.

SERIAL NO.

4398-1328

13/834,189

APPLICANT

D'SOUZA et al.

(Use several sheets if necessary)

FILING DATE

TC/A.U.

March 15, 2013

3763

U.S. PATENT DOCUMENTS

*EXAMINER INITIAL	DOCUMENT NUMBER	DATE	NAME	CLASS	SUBCLASS	FILING DATE IF APPROPRIATE
	6,279,573	08/2001	JOHNSON et al.			
	6,295,366	09/2001	BALLER et al.			
	6,328,031	12/2001	TISCHER et al.			
	6,328,038	12/2001	KESSLER et al.			
	6,340,024	01/2002	BROOKMAN et al.			
	6,341,606	01/2002	BORDEWICK et al.			
	6,345,618	02/2002	HAYEK			
	6,347,631	02/2002	HANSEN et al.			
	6,357,440	03/2002	HANSEN et al.			
	6,357,441	03/2002	KWOK et al.			
	6,358,279	03/2002	TAHI et al.			
	6,371,110	04/2002	PETERSON et al.			
	6,374,826	04/2002	GUNARATNAM et al.			
	6,388,640	05/2002	CHIGIRA et al.			
	6,397,847	06/2002	SCARBERRY et al.			
	6,412,488	07/2002	BARNETT et al.			
	6,412,593	07/2002	JONES			
	6,418,928	07/2002	BORDEWICK et al.			
	6,419,660	07/2002	RUSSO			
	6,422,238	07/2002	LITHGOW			
	6,423,036	07/2002	VAN HUZEN			
	6,425,395	07/2002	BREWER et al.			
	6,427,694	08/2002	HECKER et al.			
	6,431,172	08/2002	BORDEWICK			
	6,434,796	08/2002	SPEIRS			
	6,439,230	08/2002	GUNARATNAM et al.			
	6,439,234	08/2002	CURTI et al.			
	6,448,303	09/2002	PAUL			
	6,463,931	10/2002	KWOK et al.			
	6,467,482	10/2002	BOUSSIGNAC			
	6,467,483	10/2002	KOPACKO et al.			
	6,470,887	10/2002	MARTINEZ			
	6,478,026	11/2002	WOOD			
	6,482,178	11/2002	ANDREWS et al.			
	6,491,034	12/2002	GUNARATNAM et al.			
	6,513,526	02/2003	KWOK et al.			
	6,520,182	02/2003	GUNARATNAM			
	6,530,373	03/2003	PATRON et al.			

*Examiner

Date Considered

Examiner: Initial if reference considered, whether or not citation is in conformance with MPEP 609; draw line through citation if not in conformance and not considered. Include a copy of this form with next communication to applicant.

Form PTO-FB-A820 (Also PTO/SB/08A)

Sheet 14 of 34

**INFORMATION DISCLOSURE
CITATION**

ATTY. DOCKET NO.

SERIAL NO.

4398-1328

13/834,189

APPLICANT

D'SOUZA et al.

(Use several sheets if necessary)

FILING DATE

TC/A.U.

March 15, 2013

3763

U.S. PATENT DOCUMENTS

*EXAMINER INITIAL	DOCUMENT NUMBER	DATE	NAME	CLASS	SUBCLASS	FILING DATE IF APPROPRIATE
	6,532,961	03/2003	KWOK et al.			
	6,536,435	03/2003	PECTEAU et al.			
	6,557,556	05/2003	KWOK et al.			
	6,561,188	05/2003	ELLIS			
	6,561,190	05/2003	KWOK			
	6,561,191	05/2003	KWOK			
	6,561,192	05/2003	PALMER			
	6,561,193	05/2003	NOBLE			
	6,571,798	06/2003	THORNTON			
	6,579,267	06/2003	LYNCH et al.			
	6,581,601	06/2003	ZIAEE			
	6,581,602	07/2003	KWOK et al.			
	6,584,975	07/2003	TAYLOR			
	6,595,214	07/2003	HECKER et al.			
	6,595,215	07/2003	WOOD			
	6,607,516	08/2003	CINELLI et al.			
	6,615,830	09/2003	SEROWSKI et al.			
	6,615,832	09/2003	CHEN			
	6,626,177	09/2003	ZIAEE			
	6,627,289	09/2003	DILNIK et al.			
	6,634,358	10/2003	KWOK et al.			
	6,637,434	10/2003	NOBLE			
	6,644,315	11/2003	ZIAEE			
	6,651,663	11/2003	BARNETT et al.			
	6,655,385	12/2003	CURTI et al.			
	6,663,600	12/2003	BIERMAN et al.			
	6,669,712	12/2003	CARDOSO			
	6,679,257	01/2004	ROBERTSON et al.			
	6,679,261	01/2004	LITHGOW			
	6,679,265	01/2004	STRICKLAND et al.			
	6,691,707	02/2004	GUNARATNAM et al.			
	6,691,708	02/2004	KWOK et al.			
	6,701,535	03/2004	DOBBIE et al.			
	6,701,926	03/2004	OLSEN et al.			
	6,701,927	03/2004	KWOK et al.			
	6,710,099	03/2004	CINELLI et al.			
	6,712,072	03/2004	LANG (corres. to WO 99/43375)			
	6,729,333	05/2004	BARNETT et al.			

*Examiner

Date Considered

Examiner: Initial if reference considered, whether or not citation is in conformance with MPEP 609; draw line through citation if not in conformance and not considered. Include a copy of this form with next communication to applicant.

Form PTO-FB-A820 (Also PTO/SB/08A)

Sheet 15 of 34

INFORMATION DISCLOSURE
CITATION

ATTY. DOCKET NO.

SERIAL NO.

4398-1328

13/834,189

APPLICANT

D'SOUZA et al.

(Use several sheets if necessary)

FILING DATE

TC/A.U.

March 15, 2013

3763

U.S. PATENT DOCUMENTS

*EXAMINER INITIAL	DOCUMENT NUMBER	DATE	NAME	CLASS	SUBCLASS	FILING DATE IF APPROPRIATE
	6,766,800	07/2004	CHU et al.			
	6,766,817	07/2004	da SILVA			
	6,772,760	08/2004	FRATER et al.			
	6,776,162	08/2004	WOOD			
	6,776,163	08/2004	DOUGILL et al.			
	6,789,543	09/2004	CANNON			
	6,796,308	09/2004	GUNARATNAM et al.			
	6,805,117	10/2004	HO et al.			
	6,807,967	10/2004	WOOD			
	6,817,362	11/2004	GELINAS et al.			
	6,820,617	11/2004	ROBERTSON et al.			
	6,823,865	11/2004	DREW et al.			
	6,823,869	11/2004	RAJE et al.			
	6,834,650	12/2004	FINI			
	6,851,425	02/2005	JAFFRE			
	6,851,428	02/2005	DENNIS			
	6,851,429	02/2005	BISHOP			
	6,860,269	03/2005	KWOK et al.			
	6,860,270	03/2005	SNIADICH			
	6,871,649	03/2005	KWOK et al.			
	6,892,729	05/2005	SMITH et al.			
	6,895,965	05/2005	SCARBERRY et al.			
	6,907,882	06/2005	GING et al.			
	6,914,091	07/2005	DONALD et al.			
	6,918,404	07/2005	DIAS da SILVA			
	6,926,004	08/2005	SCHUMACHER			
	6,938,620	09/2005	PAYNE, JR.			
	6,959,710	11/2005	BARNETT et al.			
	6,968,844	11/2005	LILAND			
	6,972,003	12/2005	BIERMAN et al.			
	6,986,352	01/2006	FRATER et al.			
	6,997,177	02/2006	WOOD			
	7,007,696	03/2006	PALKON et al.			
	7,011,090	03/2006	DREW et al.			
	7,018,362	03/2006	BIERMAN et al.			
	7,021,311	04/2006	GUNARATNAM et al.			
	7,040,321	05/2006	GOEBEL			
	7,047,972	05/2006	GING et al.			

*Examiner

Date Considered

Examiner: Initial if reference considered, whether or not citation is in conformance with MPEP 609; draw line through citation if not in conformance and not considered. Include a copy of this form with next communication to applicant.

Form PTO-FB-A820 (Also PTO/SB/08A)

Sheet 16 of 34

INFORMATION DISCLOSURE
CITATION

ATTY. DOCKET NO.

SERIAL NO.

4398-1328

13/834,189

APPLICANT

D'SOUZA et al.

(Use several sheets if necessary)

FILING DATE

TC/A.U.

March 15, 2013

3763

U.S. PATENT DOCUMENTS

*EXAMINER INITIAL	DOCUMENT NUMBER	DATE	NAME	CLASS	SUBCLASS	FILING DATE IF APPROPRIATE
	7,052,127	05/2006	HARRISON			
	7,059,326	06/2006	HEIDMANN et al.			
	7,066,586	06/2006	da SILVA			
	7,069,932	07/2006	EATON et al.			
	7,076,282	07/2006	MUNRO et al.			
	7,076,822	07/2006	PEARCE			
	7,080,645	07/2006	GENGER et al.			
	7,093,599	08/2006	CHEN			
	7,100,610	09/2006	BIENER et al.			
	7,101,359	09/2006	KLINE et al.			
	7,107,989	09/2006	FRATER et al.			
	7,107,989	09/2006	FRATER et al.			
	7,114,497	10/2006	AYLSWORTH et al.			
	7,146,976	12/2006	McKOWN			
	7,152,599	12/2006	THOMAS			
	7,152,601	12/2006	BARAKAT et al.			
	7,178,525	02/2007	MATULA, JR. et al.			
	7,185,652	03/2007	GUNARATNAM et al.			
	7,191,781	03/2007	WOOD			
	7,207,328	04/2007	ALTEMUS			
	7,207,335	04/2007	KWOK et al.			
	7,210,481	05/2007	LOVELL et al.			
	7,216,647	05/2007	LANG et al.			
	7,237,551	07/2007	HO et al.			
	7,243,723	07/2007	SURJAATMADJA			
	7,285,255	10/2007	KADLEC et al.			
	7,302,950	12/2007	BERTHON-JONES et al.			
	7,308,895	12/2007	WIXEY et al.			
	7,318,437	01/2008	GUNARATNAM et al.			
	7,318,439	01/2008	RAJE et al.			
	7,320,323	01/2008	LANG et al.			
	7,341,060	03/2008	GING et al.			
	7,353,826	04/2008	SLEEPER et al.			
	7,441,618	12/2006	LUBKE et al.			
	7,461,656	12/2008	GUNARATNAM et al.			
	7,470,256	12/2008	LAMPROPOULOS et al.			
	7,481,220	01/2009	MEYER et al.			
	7,487,772	02/2009	GING et al.			

*Examiner

Date Considered

Examiner: Initial if reference considered, whether or not citation is in conformance with MPEP 609; draw line through citation if not in conformance and not considered. Include a copy of this form with next communication to applicant.

Form PTO-FB-A820 (Also PTO/SB/08A)

Sheet 17 of 34

**INFORMATION DISCLOSURE
CITATION**

ATTY. DOCKET NO.

SERIAL NO.

4398-1328

13/834,189

APPLICANT

D'SOUZA et al.

(Use several sheets if necessary)

FILING DATE

TC/A.U.

March 15, 2013

3763

U.S. PATENT DOCUMENTS

*EXAMINER INITIAL	DOCUMENT NUMBER	DATE	NAME	CLASS	SUBCLASS	FILING DATE IF APPROPRIATE
	7,503,327	03/2009	GUNARATNAM			
	7,509,958	03/2009	AMARASINGHE et al.			
	7,520,869	04/2009	LAMPROPOULOS et al.			
	7,523,754	04/2009	LITHGOW et al.			
	7,562,658	07/2009	MADAUS et al.			
	7,614,400	11/2009	LITHGOW et al.			
	7,614,401	11/2009	THOMPSON			
	7,621,274	11/2009	SPRINKLE et al.			
	7,624,735	12/2009	HO et al.			
	7,640,934	01/2010	ZOLLINGER et al.			
	7,654,263	02/2010	LANG et al.			
	7,658,189	02/2010	DAVIDSON et al.			
	7,665,464	02/2010	KOPACKO et al.			
	7,699,808	04/2010	MARRS et al.			
	7,703,457	04/2010	BARNETT et al.			
	7,708,017	05/2010	DAVIDSON			
	7,743,767	06/2010	GING et al.			
	7,762,259	07/2010	GUNARATNAM			
	7,775,209	08/2010	BIENER et al.			
	7,779,832	08/2010	HO			
	7,798,144	09/2010	KWOK et al.			
	7,814,911	10/2010	BORDEWICK et al.			
	7,819,119	10/2010	HO			
	7,827,990	11/2010	MELIDIS et al.			
	7,841,345	11/2010	GUNEY et al.			
	7,856,980	12/2010	LANG et al.			
	7,856,982	12/2010	MATULA, JR. et al.			
	7,874,293	01/2011	GUNARATNAM et al.			
	7,878,199	02/2011	GING et al.			
	7,900,631	03/2011	PERSSON			
	7,900,635	03/2011	GUNARATNAM et al.			
	7,931,024	04/2011	HO et al.			
	7,958,893	06/2011	LITHGOW et al.			
	7,967,013	06/2011	GING et al.			
	7,967,014	06/2011	HEIDMANN et al.			
	7,971,590	07/2011	FRATER et al.			
	7,992,559	08/2011	LANG et al.			
	7,997,267	08/2011	GING et al.			

*Examiner

Date Considered

Examiner: Initial if reference considered, whether or not citation is in conformance with MPEP 609; draw line through citation if not in conformance and not considered. Include a copy of this form with next communication to applicant.

Form PTO-FB-A820 (Also PTO/SB/08A)

Sheet 18 of 34

INFORMATION DISCLOSURE
CITATION

ATTY. DOCKET NO.

SERIAL NO.

4398-1328

13/834,189

APPLICANT

D'SOUZA et al.

(Use several sheets if necessary)

FILING DATE

TC/A.U.

March 15, 2013

3763

U.S. PATENT DOCUMENTS

*EXAMINER INITIAL	DOCUMENT NUMBER	DATE	NAME	CLASS	SUBCLASS	FILING DATE IF APPROPRIATE
	8,042,538	10/2011	GING et al.			
	8,042,541	10/2011	AMARASINGHE et al.			
	8,042,542	10/2011	GING et al.			
	8,042,546	10/2011	GUNARATNAM et al.			
	8,051,850	11/2011	KWOK et al.			
	8,091,553	01/2012	BORDEWICK et al.			
	8,136,524	03/2012	GING et al.			
	8,136,525	03/2012	LUBKE et al.			
	8,186,352	05/2012	GUNARATNAM et al.			
	8,210,180	07/2012	GUNARATNAM			
	8,220,459	07/2012	DAVIDSON et al.			
	8,297,283	10/2012	HITCHCOCK et al.			
	8,397,728	03/2013	D'SOUZA et al.			
	US 13/870,678	04/2013	KWOK et al.			
	H397	01/1988	STARK			
	US 2001/0020474	09/2001	HECKER et al.			
	US 2002/0020416	02/2002	NAMEY			
	US 2002/0029780	03/2002	FRATER et al.			
	US 2002/0046755	04/2002	DEVOSS			
	US 2002/0066452	06/2002	KESSLER et al.			
	US 2002/0069872	06/2002	GRADON et al.			
	US 2002/0124849	09/2002	BILLETTE de VILLEMEUR			
	US 2002/0143296	10/2002	RUSSO			
	US 2002/0157673	10/2002	KESSLER et al.			
	US 2002/0174868	11/2002	KWOK et al.			
	US 2003/0019495	01/2003	PALKON et al.			
	US 2003/0062048	04/2003	GRADON et al.			
	US 2003/0089373	05/2003	GRADON et al.			
	US 2003/0168063	09/2003	GAMBONE et al.			
	US 2003/0196656	10/2003	MOORE et al.			
	US 2003/0196658	10/2003	GING et al.			
	US 2004/0025883	02/2004	EATON et al.			
	US 2004/0094157	05/2004	DANTANARAYANA et al.			
	US 2004/0106891	06/2004	LANGAN et al.			
	US 2004/0111104	06/2004	SCHEIN et al.			
	US 2004/0112384	06/2004	LITHGOW et al.			
	US 2004/0112385	06/2004	DREW et al.			
	US 2004/0118406	06/2004	LITHGOW et al.			

*Examiner

Date Considered

Examiner: Initial if reference considered, whether or not citation is in conformance with MPEP 609; draw line through citation if not in conformance and not considered. Include a copy of this form with next communication to applicant.

Form PTO-FB-A820 (Also PTO/SB/08A)

Sheet 19 of 34

**INFORMATION DISCLOSURE
CITATION**

ATTY. DOCKET NO.

SERIAL NO.

4398-1328

13/834,189

APPLICANT

D'SOUZA et al.

(Use several sheets if necessary)

FILING DATE

TC/A.U.

March 15, 2013

3763

U.S. PATENT DOCUMENTS

*EXAMINER INITIAL	DOCUMENT NUMBER	DATE	NAME	CLASS	SUBCLASS	FILING DATE IF APPROPRIATE
	US 2004/0127856	07/2004	JOHNSON			
	US 2004/0177850	09/2004	GRADON et al.			
	US 2004/0182398	09/2004	SPRINKLE et al.			
	US 2004/0211428	10/2004	JONES			
	US 2004/0226566	11/2004	GUNARATNAM et al.			
	US 2005/0051171	03/2005	BOOTH			
	US 2005/0051176	03/2005	RIGGINS			
	US 2005/0056286	03/2005	HUDDART et al.			
	US 2005/0061326	03/2005	PAYNE, JR.			
	US 2005/0098183	05/2005	NASH et al.			
	US 2005/0150495	07/2005	RITTNER et al.			
	US 2005/0155604	07/2005	GING et al.			
	US 2005/0211252	09/2005	LANG et al.			
	US 2005/0241644	11/2005	GUNARATNAM et al.			
	US 2006/0076017	04/2006	WALKER et al.			
	US 2006/0118117	06/2006	BERTHON-JONES et al.			
	US 2006/0124131	06/2006	CHANDRAN et al.			
	US 2006/0137690	06/2006	GUNARATNAM et al.			
	US 2006/0174887	08/2006	CHANDRAN et al.			
	US 2006/0207597	09/2006	WRIGHT			
	US 2006/0213520	09/2006	FRATER et al.			
	US 2006/0219246	10/2006	DENNIS			
	US 2006/0254593	11/2006	CHANG			
	US 2006/0272646	12/2006	HO et al.			
	US 2006/0283461	12/2006	LUBKE et al.			
	US 2007/0044804	03/2007	MATULA, JR. et al.			
	US 2007/0137653	06/2007	WOOD			
	US 2007/0144525	06/2007	DAVIDSON et al.			
	US 2007/0215161	09/2007	FRATER et al.			
	US 2007/0221226	09/2007	HANSEN et al.			
	US 2007/0272249	11/2007	CHANDRAN et al.			
	US 2007/0282272	12/2007	BANNON et al.			
	US 2008/0004573	01/2008	KAUFMANN et al.			
	US 2008/0006277	01/2008	WORBOYS et al.			
	US 2008/0047560	02/2008	VELISS et al.			
	US 2008/0060649	03/2008	VELISS et al.			
	US 2008/0065022	03/2008	KYVIK et al.			
	US 2008/0110464	05/2008	DAVIDSON et al.			

*Examiner

Date Considered

Examiner: Initial if reference considered, whether or not citation is in conformance with MPEP 609; draw line through citation if not in conformance and not considered. Include a copy of this form with next communication to applicant.

Form PTO-FB-A820 (Also PTO/SB/08A)

Sheet 20 of 34

**INFORMATION DISCLOSURE
CITATION**

ATTY. DOCKET NO.

SERIAL NO.

4398-1328

13/834,189

APPLICANT

D'SOUZA et al.

(Use several sheets if necessary)

FILING DATE

TC/A.U.

March 15, 2013

3763

U.S. PATENT DOCUMENTS

*EXAMINER INITIAL	DOCUMENT NUMBER	DATE	NAME	CLASS	SUBCLASS	FILING DATE IF APPROPRIATE
	US 2008/0110469	05/2008	WEINBERG			
	US 2008/0178875	07/2008	HENRY			
	US 2008/0178886	07/2008	LIEBERMAN et al.			
	US 2008/0200880	08/2008	KYVIK et al.			
	US 2008/0257354	10/2008	DAVIDSON et al.			
	US 2008/0302365	12/2008	COHEN et al.			
	US 2008/0314389	12/2008	THOMAS et al.			
	US 2009/0044808	02/2009	GUNEY et al.			
	US 2009/0050156	02/2009	NG et al.			
	US 2009/0126739	05/2009	NG et al.			
	US 2009/0139526	06/2009	MELIDIS et al.			
	US 2009/0139527	06/2009	NG et al.			
	US 2009/0173343	07/2009	OMURA et al.			
	US 2009/0217929	09/2009	KWOK et al.			
	US 2009/0223518	09/2009	KWOK et al.			
	US 2009/0223521	09/2009	HOWARD et al.			
	US 2010/0000534	01/2010	KOOIJ et al.			
	US 2010/0000543	01/2010	BERTHON-JONES et al.			
	US 2010/0018534	01/2010	VELISS et al.			
	US 2010/0089401	04/2010	LANG et al.			
	US 2010/0132717	06/2010	DAVIDSON et al.			
	US 2010/0192955	08/2010	BIENER et al.			
	US 2010/0282265	11/2010	MELIDIS et al.			
	US 2010/0300447	12/2010	BIENER et al.			
	US 2011/0030692	02/2011	JONES et al.			
	US 2011/0056497	03/2011	SCHEINER et al.			
	US 2011/0220110	09/2011	FRATER et al.			
	US 2011/0220114	09/2011	LITHGOW et al.			
	US 2011/0226254	09/2011	LANG et al.			
	US 2011/0259337	10/2011	HITCHCOCK et al.			
	US 2012/0138063	06/2012	EVES et al.			
	US 2012/0174928	07/2012	RAJE et al.			
	US 2012/0266886	10/2012	DAVIDSON et al.			
	US 2013/0037033	04/2013	HITCHCOCK et al.			
	US 2013/0081628	04/2013	DAVIDSON et al.			
	US 2013/0081629	04/2013	DAVIDSON et al.			
	US 2013/0081630	04/2013	DAVIDSON et al.			
	US 2013/0081631	04/2013	DAVIDSON et al.			

*Examiner

Date Considered

Examiner: Initial if reference considered, whether or not citation is in conformance with MPEP 609; draw line through citation if not in conformance and not considered. Include a copy of this form with next communication to applicant.

Form PTO-FB-A820 (Also PTO/SB/08A)

Sheet 21 of 34

INFORMATION DISCLOSURE
CITATION

ATTY. DOCKET NO.

SERIAL NO.

4398-1328

13/834,189

APPLICANT

D'SOUZA et al.

(Use several sheets if necessary)

FILING DATE

TC/A.U.

March 15, 2013

3763

U.S. PATENT DOCUMENTS

*EXAMINER INITIAL	DOCUMENT NUMBER	DATE	NAME	CLASS	SUBCLASS	FILING DATE IF APPROPRIATE
	US 2013/0081632	04/2013	DAVIDSON et al.			
	US 2013/0086795	04/2013	DAVIDSON et al.			
	US 2013/0086796	04/2013	DAVIDSON et al.			
	US 2013/0087147	04/2013	DAVIDSON et al.			
	US 2013/0087148	04/2013	DAVIDSON et al.			
	US 2013/0087149	04/2013	DAVIDSON et al.			
	US 2013/0092168	04/2013	DAVIDSON et al.			
	US 2013/0092170	04/2013	DAVIDSON et al.			
	D156,060	11/1949	WADE			
	D161,337	12/1950	HILL			
	D188,084	05/1960	GARELICK			
	D231,803	06/1974	HUDDY			
	D248,497	07/1978	SLOSEK			
	D250,131	10/1978	LEWIS et al.			
	D262,322	12/1981	MIZERAK			
	D285,496	09/1986	BERMAN			
	D289,238	04/1987	ARTHUR, JR.			
	D293,613	01/1988	WINGLER			
	D304,384	10/1989	DEROBERT			
	D310,431	09/1990	BELLM			
	D313,277	12/1990	HAINING			
	D323,908	02/1992	HOLLISTER et al.			
	D333,015	02/1993	FARMER et al.			
	D334,633	04/1993	RUDOLPH			
	D335,322	05/1993	JONES			
	D349,586	08/1994	HANDKE			
	D362,061	09/1995	McGINNIS et al.			
	D377,089	12/1996	STARR et al.			
	D385,960	11/1997	RUDOLPH			
	D389,238	01/1998	KIRK, III et al.			
	D398,987	09/1998	COTNER et al.			
	D402,755	12/1998	KWOK			
	D412,745	08/1999	SCHEU			
	D419,658	01/2000	MATCHETT et al.			
	D421,298	02/2000	KENYON et al.			
	D423,096	04/2000	KWOK			
	D428,987	08/2000	KWOK			
	D439,326	03/2001	HECKER et al.			

*Examiner

Date Considered

Examiner: Initial if reference considered, whether or not citation is in conformance with MPEP 609; draw line through citation if not in conformance and not considered. Include a copy of this form with next communication to applicant.

Form PTO-FB-A820 (Also PTO/SB/08A)

Sheet 22 of 34

**INFORMATION DISCLOSURE
CITATION**

ATTY. DOCKET NO.

SERIAL NO.

4398-1328

13/834,189

APPLICANT

D'SOUZA et al.

(Use several sheets if necessary)

FILING DATE

TC/A.U.

March 15, 2013

3763

U.S. PATENT DOCUMENTS

*EXAMINER INITIAL	DOCUMENT NUMBER	DATE	NAME	CLASS	SUBCLASS	FILING DATE IF APPROPRIATE
	D443,355	06/2001	GUNARATNAM et al.			
	D468,823	01/2003	SMART			
	D484,237	12/2003	LANG et al.			
	D485,905	01/2004	MOORE et al.			
	D492,992	07/2004	GUNEY et al.			
	D493,521	07/2004	GUNEY			
	D550,836	09/2007	CHANDRAN et al.			
	D552,733	10/2007	CRISCUOLO et al.			
	RE 24,193	08/1956	EMERSON			
	RE 35,339	10/1996	RAPOPORT			
	RE 36,165	03/1999	BEHR			

FOREIGN PATENT DOCUMENTS

DOCUMENT	DATE	COUNTRY	CLASS	SUBCLASS	TRANSLATION YES NO
AU 91/77110	11/1991	AUSTRALIA			
AU 94/64816	12/1994	AUSTRALIA			
AU 95/16178	07/1995	AUSTRALIA			
AU 94/59430	10/1995	AUSTRALIA			
AU 95/32914	02/1996	AUSTRALIA			
AU 96/51130	10/1996	AUSTRALIA			
AU 97/41018	04/1998	AUSTRALIA			
AU 98/89312	01/1999	AUSTRALIA			
AU 2005100738	11/2005	AUSTRALIA			
CA 618807	04/1961	CANADA			
CA 623129	07/1961	CANADA			
CA 1039144	09/1978	CANADA			
CN 1219883	06/1999	CHINA			ABSTRACT
CN 2464353	12/2001	CHINA			ABSTRACT
CN 1735439	02/2006	CHINA			ABSTRACT
DD 146 688	01/1981	EAST GERMANY			X
DD 159 396	03/1983	EAST GERMANY			ABSTRACT X
EP 0 054 154	06/1982	EUROPE			
EP 0 252 052	01/1988	EUROPE			
EP 0 264 772	04/1988	EUROPE			
EP 0 288 937	11/1988	EUROPE			
EP 0 334 555	09/1989	EUROPE			
EP 0 386 605	09/1990	EUROPE			X
EP 0 427 474	05/1991	EUROPE			
EP 0 462 701	12/1991	EUROPE			

*Examiner

Date Considered

Examiner: Initial if reference considered, whether or not citation is in conformance with MPEP 609; draw line through citation if not in conformance and not considered. Include a copy of this form with next communication to applicant.

Form PTO-FB-A820 (Also PTO/SB/08A)

Sheet 23 of 34

INFORMATION DISCLOSURE
CITATION

ATTY. DOCKET NO.

SERIAL NO.

4398-1328

13/834,189

APPLICANT

D'SOUZA et al.

(Use several sheets if necessary)

FILING DATE

TC/A.U.

March 15, 2013

3763

FOREIGN PATENT DOCUMENTS

						TRANSLATION	
DOCUMENT	DATE	COUNTRY	CLASS	SUBCLASS	YES	NO	
EP 0 466 960	01/1992	EUROPE					
EP 0 303 090 B1	04/1992	EUROPE					
EP 0 549 299	06/1993	EUROPE					
EP 0 602 424	06/1994	EUROPE			X		
EP 0 608 684	08/1994	EUROPE					
EP 0 658 356	06/1995	EUROPE					
EP 0 697 225	02/1996	EUROPE			X		
EP 0 178 925 A2	04/1996	EUROPE					
EP 0 747 078	12/1996	EUROPE					
EP 0 776 679	06/1997	EUROPE					
EP 0 821 978	02/1998	EUROPE					
EP 0 853 962	07/1998	EUROPE					
EP 1 099 452	05/2001	EUROPE			X		
EP 1 118 346	07/2001	EUROPE			X		
EP 1 163 923	12/2001	EUROPE					
EP 1 205 205	05/2002	EUROPE			X		
EP 1 258 266	11/2002	EUROPE					
EP 1 334 742	08/2003	EUROPE					
EP 1 356 841	10/2003	EUROPE					
EP 1 356 843	10/2003	EUROPE					
EP 1 360 971	11/2003	EUROPE					
EP 1 481 702	12/2004	EUROPE					
EP 2 471 566	07/2012	EUROPE					
EP 2 471 567	07/2012	EUROPE					
FR 780018	04/1935	FRANCE			X		
FR 2 574 657	06/1986	FRANCE			X		
FR 2 658 725	08/1991	FRANCE			X		
FR 2 720 280	12/1995	FRANCE			X		
FR 2 749 176	12/1997	FRANCE			X		
FR 2 823 122	10/2002	FRANCE			X		
DE 185 017	05/1907	GERMANY					X
DE 284 800	11/1913	GERMANY					X
DE 459 104	04/1928	GERMANY			X		
DE 701 690	01/1941	GERMANY			X		
DE 30 11 900	10/1980	GERMANY			X		
DE 30 15 279	10/1981	GERMANY			X		
DE 31 49 449	10/1982	GERMANY			X		
DE 33 45 067	06/1984	GERMANY					ABSTRACT

*Examiner

Date Considered

Examiner: Initial if reference considered, whether or not citation is in conformance with MPEP 609; draw line through citation if not in conformance and not considered. Include a copy of this form with next communication to applicant.

Form PTO-FB-A820 (Also PTO/SB/08A)

Sheet 24 of 34

INFORMATION DISCLOSURE
CITATION

ATTY. DOCKET NO.

SERIAL NO.

4398-1328

13/834,189

APPLICANT

D'SOUZA et al.

(Use several sheets if necessary)

FILING DATE

TC/A.U.

March 15, 2013

3763

FOREIGN PATENT DOCUMENTS

DOCUMENT	DATE	COUNTRY	CLASS	SUBCLASS	TRANSLATION	
					YES	NO
DE 37 07 952	03/1987	GERMANY			X	
DE 35 37 507	04/1987	GERMANY			X	
DE 35 39 073	05/1987	GERMANY			X	
DE 37 19 009	12/1988	GERMANY			X	
DE 39 27 038	02/1991	GERMANY			X	
DE 40 04 157	04/1991	GERMANY			X	
DE 42 12 259	01/1993	GERMANY			X	
DE 42 33 448	04/1993	GERMANY			X	
DE 43 43 205	06/1995	GERMANY			X	
DE 195 48 380	07/1996	GERMANY			X	
DE 196 03 949	08/1997	GERMANY			X	
DE 297 15 718	10/1997	GERMANY				X
DE 197 35 359	01/1998	GERMANY			X	
DE 297 23 101	07/1998	GERMANY			X	
DE 197 03 526	08/1998	GERMANY			X	
DE 298 10 846	08/1998	GERMANY			ABSTRACT	
DE 198 17 332	01/1999	GERMANY			X	
DE 198 07 961	08/1999	GERMANY			X	
DE 198 08 105	09/1999	GERMANY			X	
DE 198 40 760	03/2000	GERMANY			X	
DE 200 05 346	05/2000	GERMANY			X	
DE 299 23 141	05/2000	GERMANY				X
DE 200 17 940	02/2001	GERMANY			X	
DE 199 44 242	03/2001	GERMANY			X	
DE 199 54 517	06/2001	GERMANY			X	
DE 199 62 515	07/2001	GERMANY			X	
DE 100 02 571	07/2001	GERMANY			X	
DE 100 45 183	05/2002	GERMANY			X	
DE 102 13 905	10/2002	GERMANY			X	
DE 10 2004 055 433	11/2004	GERMANY			X	
DE 103 31 837	01/2005	GERMANY			X	
DE 20 2004 018 108	02/2005	GERMANY			X	
DE 103 38 169	03/2005	GERMANY			X	
GB 532 214	01/1941	GREAT BRITAIN				
GB 649 689	01/1951	GREAT BRITAIN				
GB 823 887	11/1959	GREAT BRITAIN				
GB 880 942	10/1961	GREAT BRITAIN				
GB 1 395 391	05/1975	GREAT BRITAIN				

*Examiner

Date Considered

Examiner: Initial if reference considered, whether or not citation is in conformance with MPEP 609; draw line through citation if not in conformance and not considered. Include a copy of this form with next communication to applicant.

Form PTO-FB-A820 (Also PTO/SB/08A)

Sheet 25 of 34

INFORMATION DISCLOSURE
CITATION

ATTY. DOCKET NO.

4398-1328

SERIAL NO.

13/834,189

APPLICANT

D'SOUZA et al.

(Use several sheets if necessary)

FILING DATE

March 15, 2013

TC/A.U.

3763

FOREIGN PATENT DOCUMENTS

DOCUMENT	DATE	COUNTRY	CLASS	SUBCLASS	TRANSLATION	
					YES	NO
GB 1 467 828	03/1977	GREAT BRITAIN				
GB 2 145 335	03/1985	GREAT BRITAIN				
GB 2 147 506	05/1985	GREAT BRITAIN				
GB 2 164 569	03/1986	GREAT BRITAIN				
GB 2 176 404	12/1986	GREAT BRITAIN				
GB 2 186 801	08/1987	GREAT BRITAIN				
GB 2 267 648	12/1993	GREAT BRITAIN				
GB 2 368 533	05/2002	GREAT BRITAIN				
GB 2 385 533	05/2003	GREAT BRITAIN				
JP S39-13991	07/1964	JAPAN			PARTIAL	
JP S51-142793	11/1976	JAPAN				X
JP H03-007173	01/1991	JAPAN			ABSTRACT	
JP H09-216240	08/1997	JAPAN			ABSTRACT	
JP H11-000397	01/1999	JAPAN			ABSTRACT	
JP H11-104256	04/1999	JAPAN			ABSTRACT	
JP H11-508159	07/1999	JAPAN			ABSTRACT	
JP 2000-279520	10/2000	JAPAN			ABSTRACT	
JP 2000-325481	11/2000	JAPAN			ABSTRACT	
JP 2000-515784	11/2000	JAPAN			ABSTRACT	
JP 2002-028240	04/2002	JAPAN			ABSTRACT	
JP 2002-543943	12/2002	JAPAN			ABSTRACT	
JP 2003-175106	06/2003	JAPAN			ABSTRACT	
JP 2003-535657	12/2003	JAPAN			ABSTRACT	
JP 2004-000570	01/2004	JAPAN			ABSTRACT	
JP 2005-337371	12/2005	JAPAN			ABSTRACT	
JP 3802872	07/2006	JAPAN			ABSTRACT	
JP 2008-501438	01/2008	JAPAN			ABSTRACT	
WO 80/01044	05/1980	PCT				
WO 82/03548	10/1982	PCT				
WO 86/06969	12/1986	PCT				
WO 87/01950	04/1987	PCT				
WO 91/03277	03/1991	PCT			ABSTRACT	
WO 92/15353	09/1992	PCT				
WO 92/20392	11/1992	PCT				
WO 92/20395	11/1992	PCT			ABSTRACT	
WO 93/01854	02/1993	PCT				
WO 93/24169	12/1993	PCT				
WO 94/02190	02/1994	PCT			ABSTRACT	

*Examiner

Date Considered

Examiner: Initial if reference considered, whether or not citation is in conformance with MPEP 609; draw line through citation if not in conformance and not considered. Include a copy of this form with next communication to applicant.

Form PTO-FB-A820 (Also PTO/SB/08A)

Sheet 26 of 34

INFORMATION DISCLOSURE
CITATION

ATTY. DOCKET NO.

SERIAL NO.

4398-1328

13/834,189

APPLICANT

D'SOUZA et al.

(Use several sheets if necessary)

FILING DATE

TC/A.U.

March 15, 2013

3763

FOREIGN PATENT DOCUMENTS

						TRANSLATION	
DOCUMENT	DATE	COUNTRY	CLASS	SUBCLASS		YES	NO
WO 94/16759	08/1994	PCT					
WO 94/20051	09/1994	PCT					
WO 95/02428	01/1995	PCT				ABSTRACT	
WO 96/17643	06/1996	PCT					
WO 96/25983	08/1996	PCT					
WO 96/28207	09/1996	PCT				ABSTRACT	
WO 96/39206	12/1996	PCT					
WO 97/07847	03/1997	PCT					
WO 97/09090	03/1997	PCT					
WO 97/41911	11/1997	PCT					
WO 98/03145	01/1998	PCT					
WO 98/04310	02/1998	PCT					
WO 98/11930	03/1998	PCT					
WO 98/12965	04/1998	PCT					
WO 98/18514	05/1998	PCT					
WO 98/23305	06/1998	PCT					
WO 98/24499	06/1998	PCT					
WO 98/26829	06/1998	PCT					
WO 98/26830	06/1998	PCT					
WO 98/34665	08/1998	PCT					
WO 98/48878	11/1998	PCT				ABSTRACT	
WO 99/16327	04/1999	PCT					
WO 99/25410	05/1999	PCT					
WO 99/43375	09/1999	PCT				ABSTRACT	
WO 99/58181	11/1999	PCT					
WO 99/61088	12/1999	PCT					
WO 99/65554	12/1999	PCT				ABSTRACT	
WO 00/20072	04/2000	PCT					
WO 00/21600	04/2000	PCT					
WO 00/35525	06/2000	PCT					
WO 00/38772	07/2000	PCT					
WO 00/50121	08/2000	PCT					
WO 00/57942	10/2000	PCT					
WO 00/72905	12/2000	PCT					
WO 00/74758	12/2000	PCT					
WO 00/76568	12/2000	PCT					
WO 00/78381	12/2000	PCT					
WO 00/78384	12/2000	PCT					

*Examiner

Date Considered

Examiner: Initial if reference considered, whether or not citation is in conformance with MPEP 609; draw line through citation if not in conformance and not considered. Include a copy of this form with next communication to applicant.

Form PTO-FB-A820 (Also PTO/SB/08A)

Sheet 27 of 34

INFORMATION DISCLOSURE
CITATION

ATTY. DOCKET NO.

4398-1328

SERIAL NO.

13/834,189

APPLICANT

D'SOUZA et al.

(Use several sheets if necessary)

FILING DATE

March 15, 2013

TC/A.U.

3763

FOREIGN PATENT DOCUMENTS

						TRANSLATION	
DOCUMENT	DATE	COUNTRY	CLASS	SUBCLASS		YES	NO
WO 01/62326	08/2001	PCT				ABSTRACT	
WO 01/95965	12/2001	PCT					
WO 01/97892	12/2001	PCT					
WO 01/97893	12/2001	PCT					
WO 02/32491	04/2002	PCT				ABSTRACT	
WO 02/38221	05/2002	PCT					
WO 02/45784	06/2002	PCT					
WO 03/005931	01/2003	PCT					
WO 03/059427	07/2003	PCT				ABSTRACT	
WO 03/082406	10/2003	PCT					
WO 03/090827	11/2003	PCT					
WO 03/105921	12/2003	PCT				ABSTRACT	
WO 2004/007010	01/2004	PCT					
WO 2004/022144	03/2004	PCT					
WO 2004/022145	03/2004	PCT					
WO 2004/022146	03/2004	PCT					
WO 2004/022147	03/2004	PCT					
WO 2004/041342	05/2004	PCT					
WO 2004/073778	09/2004	PCT					
WO 2004/078228	09/2004	PCT					
WO 2004/078230	09/2004	PCT					
WO 2004/096332	11/2004	PCT					
WO 2005/002656	01/2005	PCT					
WO 2005/018523	03/2005	PCT					
WO 2005/021075	03/2005	PCT					
WO 2005/028010	03/2005	PCT					
WO 2005/053781	06/2005	PCT					
WO 2005/063326	07/2005	PCT					
WO 2005/063328	07/2005	PCT					
WO 2005/086943	09/2005	PCT					
WO 2005/094928	10/2005	PCT					
WO 2005/099801	10/2005	PCT					
WO 2005/110220	11/2005	PCT					
WO 2005/118040	12/2005	PCT					
WO 2005/123166	12/2005	PCT					
WO 2006/000046	01/2006	PCT					
WO 2006/014630	02/2006	PCT					
WO 2006/052653	05/2006	PCT					

*Examiner

Date Considered

Examiner: Initial if reference considered, whether or not citation is in conformance with MPEP 609; draw line through citation if not in conformance and not considered. Include a copy of this form with next communication to applicant.

Form PTO-FB-A820 (Also PTO/SB/08A)

Sheet 28 of 34

**INFORMATION DISCLOSURE
CITATION**

ATTY. DOCKET NO.

SERIAL NO.

4398-1328

13/834,189

APPLICANT

D'SOUZA et al.

(Use several sheets if necessary)

FILING DATE

TC/A.U.

March 15, 2013

3763

FOREIGN PATENT DOCUMENTS

						TRANSLATION	
DOCUMENT	DATE	COUNTRY	CLASS	SUBCLASS		YES	NO
WO 2006/069345	06/2006	PCT					
WO 2006/069415	07/2006	PCT					
WO 2006/074513	07/2006	PCT					
WO 2006/074515	07/2006	PCT					
WO 2006/074516	07/2006	PCT					
WO 2006/099658	09/2006	PCT					
WO 2006/102707	10/2006	PCT					
WO 2006/130903	12/2006	PCT					
WO 2006/138416	12/2006	PCT					
WO 2007/009182	01/2007	PCT					
WO 2007/041751	04/2007	PCT					
WO 2007/041786	04/2007	PCT					
WO 2007/045008	04/2007	PCT					
WO 2007/048174	05/2007	PCT					
WO 2007/053878	05/2007	PCT					
WO 2007/143772	12/2007	PCT					
WO 2007/143792	12/2007	PCT					
WO 2007/145534	12/2007	PCT					
WO 2008/011682	01/2008	PCT					
WO 2008/011683	01/2008	PCT					
WO 2008/040050	04/2008	PCT					
WO 2008/070929	06/2008	PCT					
WO 2009/026627	03/2009	PCT					
WO 2009/052560	04/2009	PCT					
WO 2009/062265	05/2009	PCT					
WO 2009/108994	09/2009	PCT					
WO 2009/108995	09/2009	PCT					
WO 2009/109004	09/2009	PCT					
WO 2010/028425	03/2010	PCT					
WO 2010/066004	06/2010	PCT					
WO 2011/060479	05/2011	PCT					
WO 2013/057647	04/2013	PCT					
WO 2013/061260	05/2013	PCT					

*EXAMINER
INITIAL**OTHER DOCUMENTS (including Author, Title, Date, Pertinent pages, etc.)**

Adam J. Singer MD et al. "The Cyanoacrylate Topical Skin Adhesives," American Journal of Emergency Medicine, Vol. 26, 2008, pages 490-496

*Examiner

Date Considered

Examiner: Initial if reference considered, whether or not citation is in conformance with MPEP 608; draw line through citation if not in conformance and not considered. Include a copy of this form with next communication to applicant.

Form PTO-FB-A520 (Also PTO/SB/08A)

Sheet 29 of 34

INFORMATION DISCLOSURE CITATION	ATTY. DOCKET NO.	SERIAL NO.
	4398-1328	13/834,189
(Use several sheets if necessary)	APPLICANT	
	D'SOUZA et al.	
	FILING DATE	TC/A.U.
	March 15, 2013	3763

*EXAMINER
INITIAL**OTHER DOCUMENTS (including Author, Title, Date, Pertinent pages, etc.)**

	Australian Appln. No. 2005253641 – Examiner's First Report, dated April 20, 2010
	Australian Appln. No. 2005253641 – Examiner's Report, dated August 18, 2011
	Australian Appln. No. 2006206040 – Examination Report, dated June 27, 2012
	Australian Appln. No. 2009221630 – Examination Report, dated March 21, 2013
	Australian Appln. No. 2010251884 – Examination Report, dated July 27, 2012
	Chinese Appln. No. 200480011911.9 – Office Action (w/English translation), dated June 24, 2010
	Chinese Appln. No. 200580020203.6 – Office Action (w/English translation), dated June 1, 2010
	Chinese Appln. No. 200580020203.6 – Office Action (w/English translation), dated July 6, 2011
	Chinese Appln. No. 200580020203.6 – Office Action (w/English translation), dated December 23, 2011
	Chinese Appln. No. 200580020203.6 – Office Action (w/English translation), dated April 18, 2012
	Chinese Appln. No. 200680002169.4 – Office Action (w/English translation), dated March 23, 2010
	Chinese Appln. No. 200680002169.4 – Third Office Action (w/English translation), dated November 11, 2010
	Chinese Appln. No. 200810109270.0 – Office Action (w/English translation), dated October 19, 2011
	Chinese Appln. No. 200810109270.0 – Office Action (w/English translation), dated June 27, 2012
	Chinese Appln. No. 200910223650.1 – Office Action (w/English translation), dated March 29, 2012
	Chinese Appln. No. 200980116004.3 – Office Action (w/English translation), dated December 24, 2012
	Chinese Appln. No. 20101000226.3 – Office Action (w/English translation), dated April 26, 2012
	Chinese Appln. No. 201010517066.X – Office Action (w/English translation), dated November 10, 2011
	ComfortLite™, Respironics, http://comfortlite.respironics.com , before applicants' filing date
	ComfortLite™ 2, Respironics, http://comfortlite2.respironics.com , before applicants' filing date
	"Ear Loop Face Mask", before applicants' filing date
	European Appln. No. EP 01944732.5 – Office Action, dated November 27, 2009
	European Appln. No. EP 02714190.2 – Search Report, dated July 11, 2006
	European Appln. No. EP 03793493.2 – Supplementary Search Report, dated December 2, 2009
	European Appln. No. EP 03793493.2 – Office Action, dated March 18, 2011
	European Appln. No. EP 03810331.3 – Supplementary Search Report, dated December 18, 2009
	European Appln. No. EP 04730413.4 – Supplementary Search Report, dated September 29, 2009
	European Appln. No. EP 04802114.1 – Supplementary Search Report, dated May 7, 2009
	European Appln. No. EP 04802133.1 – Supplementary Search Report, dated September 8, 2009
	European Appln. No. EP 04802133.1 – Office Action, dated December 22, 2009
	European Appln. No. EP 05746824.1 – Supplementary Search Report, dated December 17, 2009
	European Appln. No. EP 05749447.8 – Supplementary Search Report, dated December 8, 2009
	European Appln. No. EP 06704287.9 – Supplementary Search Report, dated October 6, 2009
	European Appln. No. EP 06704287.9 – Office Action, dated July 18, 2011
	European Appln. No. EP 07784697.0 – Search Report, dated July 27, 2009

*Examiner

Date Considered

Examiner: Initial if reference considered, whether or not citation is in conformance with MPEP 609; draw line through citation if not in conformance and not considered. Include a copy of this form with next communication to applicant.

Form PTO-FB-A820 (Also PTO/SB/08A)

Sheet 30 of 34

INFORMATION DISCLOSURE CITATION	ATTY. DOCKET NO.	SERIAL NO.
	4398-1328	13/834,189
(Use several sheets if necessary)	APPLICANT	
	D'SOUZA et al.	
	FILING DATE	TC/A.U.
	March 15, 2013	3763

*EXAMINER
INITIAL**OTHER DOCUMENTS (including Author, Title, Date, Pertinent pages, etc.)**

	European Appln. No. EP 07845378.4 – Search Report, dated December 1, 2009
	European Appln. No. EP 08154854.7 – Extended Search Report, dated November 27, 2008
	European Appln. No. EP 08154854.7 – Examination Report, dated July 1, 2011
	European Appln. No. EP 08161249.1 – Extended Search Report, dated March 19, 2009
	European Appln. No. EP 08161868.8 – Search Report, dated September 23, 2008
	European Appln. No. EP 09003544.5 – Search Report, dated June 2, 2009
	European Appln. No. EP 09161984.1 – Extended Search Report, dated September 3, 2009
	European Appln. No. EP 09178736.6 – Search Report, dated April 19, 2010
	European Appln. No. EP 10181516.5 – Search Report, dated June 13, 2012
	European Appln. No. EP 10182015.7 – Search Report, dated June 15, 2012
	European Appln. No. EP 11174401.7 – Search Report, dated October 20, 2011
	European Appln. No. EP 11174407.4 – Extended Search Report, dated October 20, 2011
	European Appln. No. EP 12154923.2 – Extended Search Report, dated June 1, 2012
	European Appln. No. EP 12154926.5 – Extended Search Report, dated June 6, 2012
	European Appln. No. EP 12165749.8 – Extended Search Report, dated October 10, 2012
	European Appln. No. EP 12165751.4 – Extended Search Report, dated October 8, 2012
	Fisher and Paykel Col. – Product Family – http://www.fphcare.com/osa/products.asp/ , before applicants' filing date
	German Patent No. 101 51 984 - Decision from Opposition hearing by Weinmann (w/English translation), dated December 6, 2007
	Hans Rudolph, Inc. – Mask Products – http://www.rudolphkc.com/products.php?category=MASKS , before applicants' filing date
	"If You Hate CPAP! You Need CPAP Pro @," www.cpapro.com , before applicants' filing date
	Japanese Appln. No. 2003-537718 – Office Action (w/English translation), dated October 7, 2008
	Japanese Appln. No. 2003-559587 – Office Action (w/English translation), dated March 17, 2009
	Japanese Appln. No. 2005-004072 – Office Action (w/English translation), dated September 24, 2009
	Japanese Appln. No. 2005-337371 – Reasons for Rejection (w/English translation), dated February 22, 2011
	Japanese Appln. No. 2005-337371 – Final Office Action (w/English translation), dated January 31, 2012
	Japanese Appln. No. 2006-504029 – Office Action (w/English translation), dated November 10, 2009
	Japanese Appln. No. 2006-545843 – Notice of Reasons for Rejection (w/English translation), dated June 7, 2011
	Japanese Appln. No. 2007-515732 – Office Action (w/English translation), dated August 24, 2010
	Japanese Appln. No. 2007-515732 – Office Action (w/English translation), dated August 16, 2011
	Japanese Appln. No. 2007-515732 – Office Action (w/English translation), dated June 12, 2012
	Japanese Appln. No. 2007-550636 – Office Action (w/English translation), dated March 18, 2011
	Japanese Appln. No. 2007-550636 – Office Action (w/English translation), dated March 21, 2012
	Japanese Appln. No. 2007-550636 – Notice of Allowance, dated July 10, 2012
	Japanese Appln. No. 2009-140433 – Office Action (w/English translation), dated August 20, 2011
*Examiner	Date Considered

Examiner: Initial if reference considered, whether or not citation is in conformance with MPEP 609; draw line through citation if not in conformance and not considered. Include a copy of this form with next communication to applicant.

Form PTO-FB-A820 (Also PTO/SB/08A)

Sheet 31 of 34

INFORMATION DISCLOSURE CITATION	ATTY. DOCKET NO.	SERIAL NO.
	4398-1328	13/834,189
(Use several sheets if necessary)	APPLICANT	
	D'SOUZA et al.	
	FILING DATE	TC/A.U.
	March 15, 2013	3763

EXAMINER INITIAL	OTHER DOCUMENTS (including Author, Title, Date, Pertinent pages, etc.)
	Japanese Appln. No. 2009-140433 – Notice of Allowance, dated September 4, 2012
	Japanese Appln. No. 2010-195597 – Office Action (w/English translation), dated June 12, 2012
	Japanese Appln. No. 2010-214485 – Office Action (w/English translation), dated June 12, 2012
	Japanese Appln. No. 2010-268127 – Notice of Reasons for Rejection (w/English translation), dated July 10, 2012
	Japanese Appln. No. 2010-548986 – Notice of Reasons for Rejection (w/English translation), dated April 16, 2013
	Japanese Appln. No. 2011-038110 – Office Action (w/English translation), dated August 14, 2012
	Japanese Appln. No. S52-164619 – English translation of Figure 1, December 1977
	Joel W. Beam, "Tissue Adhesives for Simple Traumatic Lacerations," Journal of Athletic Training, 2008, Vol. 43, No. 2, pages 222-224
	JP 11-000397A Machine Translation, provided by the Japanese Patent Office, January 6, 2009, full document
	Laurent Brochard, "PRESSURE SUPPORT VENTILATION," Chapter 9, Part IV – Conventional Methods of Ventilator Support, pgs. 239-257, 1994
	Mask 1 Photographs, Respiroics Inc., Reusable Full Mask (small) Part #452033 Lot #951108, before applicants' filing date
	Mask 2 Photographs, Puritan - Bennett, Adam Curcuit, Shell Part #231700, Swivel Part #616329-00, Pillows (medium) Part #616324, before applicants' filing date
	Mask 3 Photographs, DeVilbiss Healthcare Inc., Devilbiss Seal-Ring and CPAP Mask Kit (medium), Part #73510-669, before applicants' filing date
	Mask 4 Photographs, Respiroics Inc., Monarch Mini Mask with Pressure Port, Part #572004, Monarch Headgear, Part #572011, before applicants' filing date
	Mask 5 Photographs, Healthdyne Technologies, Nasal CPAP Mask (medium narrow), Part #702510, before applicants' filing date
	Mask 6 Photographs, Healthdyne Technologies, Soft Series Nasal CPAP Mask, Part #702020, before applicants' filing date
	Mask 7 Photographs, DeVilbiss Healthcare Inc., Small Mask and Seal Rings, Part #73510-668, before applicants' filing date
	Mask 8 Photographs, Respiroics Inc., Reusable Contour Mask (medium), Part #302180, before applicants' filing date
	Mask 9 Photographs, Healthdyne Technologies, Healthdyne Large Headgear, before applicants' filing date
	Mask 10 Photographs, Respiroics Inc., Soft Cap (medium), Part #302142, before applicants' filing date
	Mask 11 Photographs, Weinmann: Hamburg, Nasal maskensystem mit Schalldämpfer (medium), Part #WN 23105, before applicants' filing date
	Mask 12 Photographs, Life Care, before applicants' filing date
	Mask 13 Photographs, Healthdyne Technologies, before applicants' filing date
	Mask 14 Photographs, King System, before applicants' filing date
	Mask 15 Photographs, Respiroics Inc., Pediatric Mask, before applicants' filing date
	Mask 16 Photographs, Hans Rudolph Inc., Hans Rudolph Silicone Rubber Face Mask/8900, before applicants' filing date
	McPherson et al., "RESPIRATORY THERAPY EQUIPMENT," Chapter 8, Third Edition, Introduction to Ventilators, pgs. 230-253, 1985
	Merriam-Webster Online Dictionary definition of moveable from the 14th century, before applicants' filing date

*Examiner

Date Considered

Examiner: Initial if reference considered, whether or not citation is in conformance with MPEP 609; draw line through citation if not in conformance and not considered. Include a copy of this form with next communication to applicant.

Form PTO-FB-A820 (Also PTO/SB/08A)

Sheet 32 of 34

**INFORMATION DISCLOSURE
CITATION**

ATTY. DOCKET NO.

SERIAL NO.

4398-1328

13/834,189

APPLICANT

D'SOUZA et al.

(Use several sheets if necessary)

FILING DATE

TC/A.U.

March 15, 2013

3763

*EXAMINER INITIAL	OTHER DOCUMENTS (including Author, Title, Date, Pertinent pages, etc.)
	Nelcor Puritan Bennett, "There are a Lot of Noses Out There," dated 1995, pages 1-12.
	New Zealand Appln. No. 2003275762 – Examiner's Report No. 3, dated November 18, 2009
	New Zealand Appln. No. 539836 – Examination Report, dated August 25, 2005
	New Zealand Appln. No. 564877 – Examination Report, dated December 2, 2009
	New Zealand Appln. No. 567375 – Examination Report, dated November 17, 2009
	New Zealand Appln. No. 587344 – Examination Report, dated January 19, 2012
	New Zealand Appln. No. 587344 – Examination Report, dated August 3, 2012
	New Zealand Appln. No. 587820 – Examination Report, dated September 13, 2010
	New Zealand Appln. No. 597552 – Examination Report, dated January 19, 2012
	New Zealand Appln. No. 597689 – Examination Report, dated January 25, 2012
	New Zealand Appln. No. 607032 – Examination Report, dated February 18, 2013
	PCT/AU2003/001163 – International Search Report, dated November 4, 2003
	PCT/AU2003/001471 – International Search Report, dated February 12, 2004
	PCT/AU2004/000563 – International Search Report, dated June 23, 2004
	PCT/AU2004/001760 – International Search Report, dated January 12, 2005
	PCT/AU2004/001760 – International Preliminary Report on Patentability, dated July 3, 2006
	PCT/AU2004/001813 – International Search Report, dated March 7, 2005
	PCT/AU2004/001813 – International Preliminary Report on Patentability, dated July 3, 2006
	PCT/AU2004/001832 – International Search Report, dated March 24, 2005
	PCT/AU2004/001832 – International Preliminary Report on Patentability, dated July 3, 2006
	PCT/AU2005/000803 – International Search Report, dated June 30, 2005
	PCT/AU2005/000850 – International Search Report, dated August 12, 2005
	PCT/AU2005/000850 – International Preliminary Report on Patentability, dated December 20, 2006
	PCT/AU2006/000032 – International Search Report, dated May 15, 2006
	PCT/AU2006/000032 – International Preliminary Report on Patentability, dated July 17, 2007
	PCT/AU2006/000770 – International Search Report, dated August 3, 2006
	PCT/AU2006/001570 – International Search Report, dated January 5, 2007
	PCT/AU2007/001051 – International Search Report, dated November 5, 2007
	PCT/AU2007/001052 – International Search Report, dated October 9, 2007
	PCT/AU2007/001456 – International Search Report, dated December 12, 2007
	PCT/AU2007/001936 – International Search Report, dated March 4, 2008
	PCT/AU2009/000240 – International Search Report, dated May 21, 2009
	PCT/AU2009/000241 – International Search Report, dated May 18, 2009
	PCT/AU2009/000262 – International Search Report, dated June 9, 2009
	PCT/AU2009/001102 – International Search Report, dated December 11, 2009

*Examiner

Date Considered

Examiner: Initial if reference considered, whether or not citation is in conformance with MPEP 609, draw line through citation if not in conformance and not considered. Include a copy of this form with next communication to applicant.

Form PTO-FB-A820 (Also PTO/SB/08A)

Sheet 33 of 34

INFORMATION DISCLOSURE CITATION	ATTY. DOCKET NO.	SERIAL NO.
	4398-1328	13/834,189
(Use several sheets if necessary)	APPLICANT	
	D'SOUZA et al.	
	FILING DATE	TC/A.U.
	March 15, 2013	3763

*EXAMINER
INITIAL**OTHER DOCUMENTS (including Author, Title, Date, Pertinent pages, etc.)**

	PCT/AU2009/001144 – International Search Report, dated December 8, 2009
	PCT/AU2010/000657 – International Search Report, dated September 9, 2010
	9 photographs of Weinmann mask, WM 23122, 1991
	Photograph of Weinmann mask, acquired prior to 1998
	4 additional photographs of Weinmann mask, currently considered before applicants' filing date
	Product Brochure for ResMed "Sullivan® Mirage™ - The Mirage is Real. A Perfect Fit-First Time," ©1997 ResMed Limited, 4 pages
	Product Brochure for ResMed "Sullivan® Mirage™ - The Mirage is Real. A Perfect Fit-First Time," ©1998 ResMed Limited, 4 pages
	ResCare, "Introducing The Sullivan Bubble Mask System - Series 3," 4 pages, currently considered before Applicant's filing date.
	ResCare, "The Sullivan - APD 2 Nasal CPAP System," 10 pages, currently considered before Applicant's filing date.
	ResCare, "The Sullivan Mask System," 2 pages, currently considered before Applicant's filing date
	ResCare, "Sullivan Nasal CPAP Products – Mask Systems Handbook," September 1993
	ResMed, "Mask Frames," retrieved from www.resmed.com/maskframes/mask.htm , 2 pages, captured January 4, 1997.
	ResMed, "Modular Mask Components," retrieved from http://www.resmed.com/products/standards.htm , 3 pages, captured December 15, 2000
	ResMed, "Nasal Cushions," retrieved from www.resmed.com/cushions/cushions.htm , captured January 4, 1997.
	ResMed, "ResMed Origins," pages 1-64, currently considered before Applicant's filing date.
	ResMed, "Sullivan Comfort Bi-level System Operating Manual," dated 2000, pages 1-26.
	ResMed Co. – Mask Products – http://resmed.com/portal/site/ResMedUS/index.jsp? , before applicants' filing date
	ResMed Ltd., "Improving patient compliance with The ResMed Range of Mask Systems The Ultimate Interface for CPAP treatment," before applicants' filing date, 4 pages
	Respironics Co. – Mask Family – http://masksfamily.respironics.com/ , before Applicant's filing date
	SNAPP NASAL INTERFACE, Tiara Medical Systems, Inc. – http://tiaramed.com/asp_shops/shopdisplayproducts.asp?id=109&cat=SNAPP%2A+Nasal+Interface , before applicants' filing date
	"Somnomask" brochure, 1999 along with various invoices relating to the "Somnomask"
	Somnotron CPAP-Great WM 2300 Instruction Manual, Weinmann Hamburg, 1991, 11 pages
	Subbu Venkatraman et al., "Review Skin Adhesives and Skin Adhesion 1. Transdermal Drug Delivery Systems," Biomaterials, Vol. 19, 1998, pages 1119-1136
	The ResMed Range of Mask Systems, product brochure, November 1995, 4 pages
	Unsolicited email from Elson Silva, PhD, dated 3/28/08, "Requesting IDS of US 6,766,817 for patents on fluids moving on porosity by Unsaturated Hydraulic Flow," (email provided in both HTML and plain text format)
	US Appln. No. 12/083,779 – Office Action including PTO-892 listings, dated February 17, 2012
	US Appln. No. 12/083,779 – Office Action including PTO-892 listings, dated September 28, 2012
	US Appln. No. 13/745,077 – Office Action including PTO-892 listings, dated April 10, 2013
	US Appln. No. 13/747,701 – Office Action including PTO-892 listings, dated April 8, 2013

*Examiner

Date Considered

Examiner: Initial if reference considered, whether or not citation is in conformance with MPEP 609; draw line through citation if not in conformance and not considered. Include a copy of this form with next communication to applicant.

Form PTO-FB-A820 (Also PTO/SB/08A)

Sheet 34 of 34

INFORMATION DISCLOSURE CITATION	ATTY. DOCKET NO.	SERIAL NO.
	4398-1328	13/834,189
	APPLICANT	
	D'SOUZA et al.	
(Use several sheets if necessary)	FILING DATE	TC/A.U.
	March 15, 2013	3763

*EXAMINER
INITIAL**OTHER DOCUMENTS (including Author, Title, Date, Pertinent pages, etc.)**

	US Appln. No. 13/747,772 – Office Action including PTO-892 listings, dated April , 2013
	US Provisional Appln. No. 60/424,686, filed November 8, 2002 (expired)
	US Provisional Appln. No. 60/483,622, filed July 1, 2003 (expired)
	US Provisional Appln. No. 60/533,214, filed December 31, 2003 (expired)
	US Provisional Appln. No. 60/634,802, filed December 10, 2004 (expired)
	US Provisional Appln. No. 60/643,121, filed January 12, 2005 (expired)
	US Provisional Appln. No. 60/645,672, filed January 21, 2005 (expired)
	US Provisional Appln. No. 60/795,615, filed April 28, 2006 (expired)
	US Provisional Appln. No. 60/833,841, filed July 28, 2006 (expired)
	US Provisional Appln. No. 60/835,442, filed August 4, 2006 (expired)
	US Provisional Appln. No. 60/852,649, filed October 19, 2006 (expired)
	US Provisional Appln. No. 60/874,968, filed December 15, 2006 (expired)
	US Provisional Appln. No. 60/907,856, filed April 19, 2007 (expired)
	US Provisional Appln. No. 60/924,241, filed May 4, 2007 (expired)
	US Provisional Appln. No. 60/929,393, filed June 25, 2007 (expired)
	US Provisional Appln. No. 60/935,179, filed July 30, 2007 (expired)
	US Provisional Appln. No. 60/935,336, filed August 8, 2007 (expired)
	US Provisional Appln. No. 60/996,160, filed November 5, 2007 (expired)
	US Provisional Appln. No. 61/006,409, filed January 11, 2008 (expired)
	US Provisional Appln. No. 61/064,818, filed March 28, 2008 (expired)
	US Provisional Appln. No. 61/071,512, filed May 2, 2008 (expired)
	US Provisional Appln. No. 61/213,326, filed May 29, 2009 (expired)
	US Provisional Appln. No. 61/222,711, filed July 2, 2009 (expired)
	US Provisional Appln. No. 61/263,175, filed November 20, 2009 (expired)
	US Provisional Appln. No. 61/272,162, filed August 25, 2009 (expired)
	US Provisional Appln. No. 61/272,250, filed September 4, 2009 (expired)
	Webster's New World Dictionary, Third College Edition 1988, definition for engaged and flexible, before applicants' filing date
	Webster's Third New International Dictionary, 1993, Dictionary definition for adjustable, bendable, and mild steel, before applicants' filing date

*Examiner

Date Considered

Examiner: Initial if reference considered, whether or not citation is in conformance with MPEP 609; draw line through citation if not in conformance and not considered. Include a copy of this form with next communication to applicant.

Form PTO-FB-A820 (Also PTO/SB/08A)



UNITED STATES PATENT AND TRADEMARK OFFICE

UNITED STATES DEPARTMENT OF COMMERCE
United States Patent and Trademark Office
Address: COMMISSIONER FOR PATENTS
P.O. Box 1450
Alexandria, Virginia 22313-1450
www.uspto.gov

APPLICATION NUMBER	FILING OR 371(C) DATE	FIRST NAMED APPLICANT	ATTY. DOCKET NO./TITLE
13/834,189	03/15/2013	Errol Savio Alex D'SOUZA	PTB-4398-1328

CONFIRMATION NO. 7067

23117
NIXON & VANDERHYE, PC
901 NORTH GLEBE ROAD, 11TH FLOOR
ARLINGTON, VA 22203

PUBLICATION NOTICE



0000000063381002

Title:CUSHION TO FRAME ASSEMBLY MECHANISM

Publication No.US-2013-0213402-A1

Publication Date:08/22/2013

NOTICE OF PUBLICATION OF APPLICATION

The above-identified application will be electronically published as a patent application publication pursuant to 37 CFR 1.211, et seq. The patent application publication number and publication date are set forth above.

The publication may be accessed through the USPTO's publicly available Searchable Databases via the Internet at www.uspto.gov. The direct link to access the publication is currently <http://www.uspto.gov/patft/>.

The publication process established by the Office does not provide for mailing a copy of the publication to applicant. A copy of the publication may be obtained from the Office upon payment of the appropriate fee set forth in 37 CFR 1.19(a)(1). Orders for copies of patent application publications are handled by the USPTO's Office of Public Records. The Office of Public Records can be reached by telephone at (703) 308-9726 or (800) 972-6382, by facsimile at (703) 305-8759, by mail addressed to the United States Patent and Trademark Office, Office of Public Records, Alexandria, VA 22313-1450 or via the Internet.

In addition, information on the status of the application, including the mailing date of Office actions and the dates of receipt of correspondence filed in the Office, may also be accessed via the Internet through the Patent Electronic Business Center at www.uspto.gov using the public side of the Patent Application Information and Retrieval (PAIR) system. The direct link to access this status information is currently <http://pair.uspto.gov/>. Prior to publication, such status information is confidential and may only be obtained by applicant using the private side of PAIR.

Further assistance in electronically accessing the publication, or about PAIR, is available by calling the Patent Electronic Business Center at 1-866-217-9197.

Office of Data Management, Application Assistance Unit (571) 272-4000, or (571) 272-4200, or 1-888-786-0101

Doc code: Oath
Document Description: Oath or declaration filed

Attorney Docket Number PTB-4398-1328

**INVENTOR'S DECLARATION FOR UTILITY OR DESIGN PATENT APPLICATION (37 CFR 1.63)
USING AN APPLICATION DATA SHEET (37 CFR 1.76)**

- ☐ Declaration Submitted With Initial Filing
OR
☒ Declaration Submitted After Initial Filing

CUSHION TO FRAME ASSEMBLY MECHANISM

(Title of the invention)

As a below named inventor, I hereby declare that:

This declaration is directed to:

- ☐ the attached application, or
☒ United States Application Number 13/834,189 filed March 15, 2013
☐ PCT International application number filed on:

The above-identified application was made or authorized to be made by me.

I believe I am the original inventor or an original joint inventor of a claimed invention in the application.

I hereby acknowledge that any willful false statement made in this declaration is punishable under 18 U.S.C. 1001 by fine or imprisonment of not more than five (5) years, or both.

WARNING:

Petitioner/applicant is cautioned to avoid submitting personal information in documents filed in a patent application that may contribute to identity theft. Personal information such as social security numbers, bank account numbers, or credit card numbers (other than a check or credit card authorization form PTO-2038 submitted for payment purposes) is never required by the USPTO to support a petition or an application. If this type of personal information is included in documents submitted to the USPTO, petitioners/applicants should consider redacting such personal information from the documents before submitting them to the USPTO. Petitioner/applicant is advised that the record of a patent application is available to the public after publication of the application (unless a non-publication request in compliance with 37 CFR 1.213(a) is made in the application) or issuance of a patent. Furthermore, the record from an abandoned application may also be available to the public if the application is referenced in a published application or an issued patent (see 37 CFR 1.14). Checks and credit card authorization forms PTO-2038 submitted for payment purposes are not retained in the application file and therefore are not publicly available. Petitioner/applicant is advised that documents which form the record of a patent application (such as the PTO/SB/01) are placed into the Privacy Act system of records DEPARTMENT OF COMMERCE, COMMERCE-PAT-7, System name: Patent Application Files. Documents not retained in an application file (such as the PTO-2038) are placed into the Privacy Act system of COMMERCE/PAT-TM-10, System name: Deposit Accounts and Electronic Funds Transfer Profiles.

LEGAL NAME OF INVENTOR/JOINT INVENTOR:

(E.g., Given Name (first and middle (if any)) and Family Name or Surname)

Aaron

Samuel

DAVIDSON

Inventor's
Signature:



Date:

22nd March 2013

"Note: PTO Rules state "A person may not execute an oath or declaration for an application unless that person has reviewed and understands the contents of the application, including the claims, and is aware of the duty to disclose to the Office all information known to the person to be material to patentability as defined in [37 CFR] § 1.56."

2135232

2224254

**INVENTOR'S DECLARATION FOR UTILITY OR DESIGN PATENT APPLICATION (37 CFR 1.63)
USING AN APPLICATION DATA SHEET (37 CFR 1.76)**

☐ Declaration Submitted With Initial Filing

OR

☒ Declaration Submitted After Initial Filing

CUSHION TO FRAME ASSEMBLY MECHANISM

(Title of the invention)

As a below named inventor, I hereby declare that:

This declaration is directed to:

☐ the attached application, or

☒ United States Application Number 13/834,189 filed March 15, 2013

☐ PCT International application number filed on:

The above-identified application was made or authorized to be made by me.

I believe I am the original inventor or an original joint inventor of a claimed invention in the application.

I hereby acknowledge that any willful false statement made in this declaration is punishable under 18 U.S.C. 1001 by fine or imprisonment of not more than five (5) years, or both.

WARNING:

Petitioner/applicant is cautioned to avoid submitting personal information in documents filed in a patent application that may contribute to identity theft. Personal information such as social security numbers, bank account numbers, or credit card numbers (other than a check or credit card authorization form PTO-2038 submitted for payment purposes) is never required by the USPTO to support a petition or an application. If this type of personal information is included in documents submitted to the USPTO, petitioners/applicants should consider redacting such personal information from the documents before submitting them to the USPTO. Petitioner/applicant is advised that the record of a patent application is available to the public after publication of the application (unless a non-publication request in compliance with 37 CFR 1.213(a) is made in the application) or issuance of a patent. Furthermore, the record from an abandoned application may also be available to the public if the application is referenced in a published application or an issued patent (see 37 CFR 1.14). Checks and credit card authorization forms PTO-2038 submitted for payment purposes are not retained in the application file and therefore are not publicly available. Petitioner/applicant is advised that documents which form the record of a patent application (such as the PTO/SB/01) are placed into the Privacy Act system of records DEPARTMENT OF COMMERCE, COMMERCE-PAT-7, System name: Patent Application Files. Documents not retained in an application file (such as the PTO-2038) are placed into the Privacy Act system of COMMERCE/PAT-TM-10, System name: Deposit Accounts and Electronic Funds Transfer Profiles.

LEGAL NAME OF INVENTOR/JOINT INVENTOR:


(E.g., Given Name (first and middle (if any)) and Family Name or Surname)

Errol

Savio Alex

D'SOUZA

Inventor's
Signature:



Date:

18 TH APRIL 2013

"Note: PTO Rules state "A person may not execute an oath or declaration for an application unless that person has reviewed and understands the contents of the application, including the claims, and is aware of the duty to disclose to the Office all information known to the person to be material to patentability as defined in [37 CFR] § 1.56."

2135232

Doc code: Oath
 Document Description: Oath or declaration filed

Attorney Docket Number PTB-4398-1328

**INVENTOR'S DECLARATION FOR UTILITY OR DESIGN PATENT APPLICATION (37 CFR 1.63)
 USING AN APPLICATION DATA SHEET (37 CFR 1.76)**

☐ Declaration Submitted With Initial Filing

OR

☒ Declaration Submitted After Initial Filing

CUSHION TO FRAME ASSEMBLY MECHANISM

(Title of the Invention)

As a below named inventor, I hereby declare that:

This declaration is directed to:

☐ the attached application, or

☒ United States Application Number 13/834,189 filed March 15, 2013

☐ PCT International application number filed on.

The above-identified application was made or authorized to be made by me.

I believe I am the original inventor or an original joint inventor of a claimed invention in the application.

I hereby acknowledge that any willful false statement made in this declaration is punishable under 18 U.S.C. 1001 by fine or imprisonment of not more than five (5) years, or both.

WARNING:

Petitioner/applicant is cautioned to avoid submitting personal information in documents filed in a patent application that may contribute to identity theft. Personal information such as social security numbers, bank account numbers, or credit card numbers (other than a check or credit card authorization form PTO-2038 submitted for payment purposes) is never required by the USPTO to support a petition or an application. If this type of personal information is included in documents submitted to the USPTO, petitioners/applicants should consider redacting such personal information from the documents before submitting them to the USPTO. Petitioner/applicant is advised that the record of a patent application is available to the public after publication of the application (unless a non-publication request in compliance with 37 CFR 1.213(a) is made in the application) or issuance of a patent. Furthermore, the record from an abandoned application may also be available to the public if the application is referenced in a published application or an issued patent (see 37 CFR 1.14). Checks and credit card authorization forms PTO-2038 submitted for payment purposes are not retained in the application file and therefore are not publicly available. Petitioner/applicant is advised that documents which form the record of a patent application (such as the PTO/SB/01) are placed into the Privacy Act system of records DEPARTMENT OF COMMERCE, COMMERCE-PAT-7, System name: Patent Application Files. Documents not retained in an application file (such as the PTO-2038) are placed into the Privacy Act system of COMMERCE/PAT-TM-10, System name: Deposit Accounts and Electronic Funds Transfer Profiles.

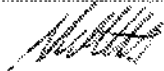
LEGAL NAME OF INVENTOR/JOINT INVENTOR:

(E.g., Given Name (first and middle (if any)) and Family Name or Surname)

Matthew

EVES

Inventor's
Signature:



Date:

4 APRIL 2013

"Note: PTO Rules state "A person may not execute an oath or declaration for an application unless that person has reviewed and understands the contents of the application, including the claims, and is aware of the duty to disclose to the Office all information known to the person to be material to patentability as defined in [37 CFR] § 1.56."

2135232

Doc code: Oath
Document Description: Oath or declaration filed

Attorney Docket Number PTB-4398-1328

**INVENTOR'S DECLARATION FOR UTILITY OR DESIGN PATENT APPLICATION (37 CFR 1.63)
USING AN APPLICATION DATA SHEET (37 CFR 1.76)**

☐ Declaration Submitted With Initial Filing

OR

☒ Declaration Submitted After Initial Filing

CUSHION TO FRAME ASSEMBLY MECHANISM

(Title of the Invention)

As a below named inventor, I hereby declare that:

This declaration is directed to:

☐ the attached application, or

☒ United States Application Number 13/834,189 filed March 15, 2013

☐ PCT International application number filed on.

The above-identified application was made or authorized to be made by me.

I believe I am the original inventor or an original joint inventor of a claimed invention in the application.

I hereby acknowledge that any willful false statement made in this declaration is punishable under 18 U.S.C. 1001 by fine or imprisonment of not more than five (5) years, or both.

WARNING:

Petitioner/applicant is cautioned to avoid submitting personal information in documents filed in a patent application that may contribute to identity theft. Personal information such as social security numbers, bank account numbers, or credit card numbers (other than a check or credit card authorization form PTO-2038 submitted for payment purposes) is never required by the USPTO to support a petition or an application. If this type of personal information is included in documents submitted to the USPTO, petitioners/applicants should consider redacting such personal information from the documents before submitting them to the USPTO. Petitioner/applicant is advised that the record of a patent application is available to the public after publication of the application (unless a non-publication request in compliance with 37 CFR 1.213(a) is made in the application) or issuance of a patent. Furthermore, the record from an abandoned application may also be available to the public if the application is referenced in a published application or an issued patent (see 37 CFR 1.14). Checks and credit card authorization forms PTO-2038 submitted for payment purposes are not retained in the application file and therefore are not publicly available. Petitioner/applicant is advised that documents which form the record of a patent application (such as the PTO/SB/01) are placed into the Privacy Act system of records DEPARTMENT OF COMMERCE, COMMERCE-PAT-7, System name: Patent Application Files. Documents not retained in an application file (such as the PTO-2038) are placed into the Privacy Act system of COMMERCE/PAT-TM-10, System name: Deposit Accounts and Electronic Funds Transfer Profiles.

LEGAL NAME OF INVENTOR/JOINT INVENTOR:

(E.g., Given Name (first and middle (if any)) and Family Name or Surname)

Robin

Garth

HITCHCOK

Inventor's
Signature:



Date:

21st March 2013

"Note: PTO Rules state "A person may not execute an oath or declaration for an application unless that person has reviewed and understands the contents of the application, including the claims, and is aware of the duty to disclose to the Office all information known to the person to be material to patentability as defined in [37 CFR] § 1.56."

2135232

Electronic Acknowledgement Receipt	
EFS ID:	17949384
Application Number:	13834189
International Application Number:	
Confirmation Number:	7067
Title of Invention:	CUSHION TO FRAME ASSEMBLY MECHANISM
First Named Inventor/Applicant Name:	Errol Savio Alex D'SOUZA
Customer Number:	23117
Filer:	Paul Thomas Bowen/Keli Hunter
Filer Authorized By:	Paul Thomas Bowen
Attorney Docket Number:	PTB-4398-1328
Receipt Date:	17-JAN-2014
Filing Date:	15-MAR-2013
Time Stamp:	15:54:50
Application Type:	Utility under 35 USC 111(a)

Payment information:

Submitted with Payment	no
------------------------	----

File Listing:

Document Number	Document Description	File Name	File Size(Bytes)/ Message Digest	Multi Part /.zip	Pages (if appl.)
1	Oath or Declaration filed	4398_1328_DEC.pdf	4421240 9+40758f348e1048e151601f53a1365a0170 073da	no	4

Warnings:

Information:

This Acknowledgement Receipt evidences receipt on the noted date by the USPTO of the indicated documents, characterized by the applicant, and including page counts, where applicable. It serves as evidence of receipt similar to a Post Card, as described in MPEP 503.

New Applications Under 35 U.S.C. 111

If a new application is being filed and the application includes the necessary components for a filing date (see 37 CFR 1.53(b)-(d) and MPEP 506), a Filing Receipt (37 CFR 1.54) will be issued in due course and the date shown on this Acknowledgement Receipt will establish the filing date of the application.

National Stage of an International Application under 35 U.S.C. 371

If a timely submission to enter the national stage of an international application is compliant with the conditions of 35 U.S.C. 371 and other applicable requirements a Form PCT/DO/EO/903 indicating acceptance of the application as a national stage submission under 35 U.S.C. 371 will be issued in addition to the Filing Receipt, in due course.

New International Application Filed with the USPTO as a Receiving Office

If a new international application is being filed and the international application includes the necessary components for an international filing date (see PCT Article 11 and MPEP 1810), a Notification of the International Application Number and of the International Filing Date (Form PCT/RO/105) will be issued in due course, subject to prescriptions concerning national security, and the date shown on this Acknowledgement Receipt will establish the international filing date of the application.



UNITED STATES PATENT AND TRADEMARK OFFICE

UNITED STATES DEPARTMENT OF COMMERCE
United States Patent and Trademark Office
Address: COMMISSIONER FOR PATENTS
P.O. Box 1450
Alexandria, Virginia 22313-1450
www.uspto.gov

APPLICATION NO.	FILING DATE	FIRST NAMED INVENTOR	ATTORNEY DOCKET NO.	CONFIRMATION NO.
13/834,189	03/15/2013	Errol Savio Alex D'SOUZA	PTB-4398-1328	7067
23117 7590 02/26/2014 NIXON & VANDERHYE, PC 901 NORTH GLEBE ROAD, 11TH FLOOR ARLINGTON, VA 22203			EXAMINER BOUCHELLE, LAURA A	
			ART UNIT 3763	PAPER NUMBER
			NOTIFICATION DATE 02/26/2014	DELIVERY MODE ELECTRONIC

Please find below and/or attached an Office communication concerning this application or proceeding.

The time period for reply, if any, is set in the attached communication.

Notice of the Office communication was sent electronically on above-indicated "Notification Date" to the following e-mail address(es):

PTOMAIL@nixonvan.com
pair_nixon@firsttofile.com

Office Action Summary	Application No. 13/834,189	Applicant(s) D'SOUZA ET AL.	
	Examiner LAURA BOUCHELLE	Art Unit 3763	AIA (First Inventor to File) Status No

-- The MAILING DATE of this communication appears on the cover sheet with the correspondence address --

Period for Reply

A SHORTENED STATUTORY PERIOD FOR REPLY IS SET TO EXPIRE 3 MONTHS FROM THE MAILING DATE OF THIS COMMUNICATION.

- Extensions of time may be available under the provisions of 37 CFR 1.136(a). In no event, however, may a reply be timely filed after SIX (6) MONTHS from the mailing date of this communication.
- If NO period for reply is specified above, the maximum statutory period will apply and will expire SIX (6) MONTHS from the mailing date of this communication.
- Failure to reply within the set or extended period for reply will, by statute, cause the application to become ABANDONED (35 U.S.C. § 133). Any reply received by the Office later than three months after the mailing date of this communication, even if timely filed, may reduce any earned patent term adjustment. See 37 CFR 1.704(b).

Status

- 1) ☒ Responsive to communication(s) filed on 3/15/13.
☐ A declaration(s)/affidavit(s) under **37 CFR 1.130(b)** was/were filed on ____.
- 2a) ☐ This action is **FINAL**. 2b) ☒ This action is non-final.
- 3) ☐ An election was made by the applicant in response to a restriction requirement set forth during the interview on ____; the restriction requirement and election have been incorporated into this action.
- 4) ☐ Since this application is in condition for allowance except for formal matters, prosecution as to the merits is closed in accordance with the practice under *Ex parte Quayle*, 1935 C.D. 11, 453 O.G. 213.

Disposition of Claims*

- 5) ☒ Claim(s) 30-34 is/are pending in the application.
 5a) Of the above claim(s) ____ is/are withdrawn from consideration.
- 6) ☐ Claim(s) ____ is/are allowed.
- 7) ☒ Claim(s) 30-34 is/are rejected.
- 8) ☐ Claim(s) ____ is/are objected to.
- 9) ☐ Claim(s) ____ are subject to restriction and/or election requirement.

* If any claims have been determined allowable, you may be eligible to benefit from the **Patent Prosecution Highway** program at a participating intellectual property office for the corresponding application. For more information, please see http://www.uspto.gov/patents/init_events/pph/index.jsp or send an inquiry to PPHfeedback@uspto.gov.

Application Papers

- 10) ☐ The specification is objected to by the Examiner.
- 11) ☐ The drawing(s) filed on ____ is/are: a) ☐ accepted or b) ☐ objected to by the Examiner.
 Applicant may not request that any objection to the drawing(s) be held in abeyance. See 37 CFR 1.85(a).
 Replacement drawing sheet(s) including the correction is required if the drawing(s) is objected to. See 37 CFR 1.121(d).

Priority under 35 U.S.C. § 119

- 12) ☐ Acknowledgment is made of a claim for foreign priority under 35 U.S.C. § 119(a)-(d) or (f).

Certified copies:

- a) ☐ All b) ☐ Some** c) ☐ None of the:
1. ☐ Certified copies of the priority documents have been received.
 2. ☐ Certified copies of the priority documents have been received in Application No. ____.
 3. ☐ Copies of the certified copies of the priority documents have been received in this National Stage application from the International Bureau (PCT Rule 17.2(a)).

** See the attached detailed Office action for a list of the certified copies not received.

Attachment(s)

- | | |
|--|--|
| 1) <input checked="" type="checkbox"/> Notice of References Cited (PTO-892) | 3) <input type="checkbox"/> Interview Summary (PTO-413)
Paper No(s)/Mail Date. ____ |
| 2) <input checked="" type="checkbox"/> Information Disclosure Statement(s) (PTO/SB/08a and/or PTO/SB/08b)
Paper No(s)/Mail Date <u>6/13/13, 3/15/13</u> | 4) <input type="checkbox"/> Other: ____ |

1. The present application is being examined under the pre-AIA first to invent provisions.

DETAILED ACTION

Claim Objections

2. Claim 30 is objected to because of the following informalities: Claim 30, line 4 contains a typographical error - it reads, "the patent's" instead of "the patient's". Appropriate correction is required.

Claim Rejections - 35 USC § 112

3. The following is a quotation of 35 U.S.C. 112(b):
(b) CONCLUSION.—The specification shall conclude with one or more claims particularly pointing out and distinctly claiming the subject matter which the inventor or a joint inventor regards as the invention.

The following is a quotation of 35 U.S.C. 112 (pre-AIA), second paragraph:
The specification shall conclude with one or more claims particularly pointing out and distinctly claiming the subject matter which the applicant regards as his invention.

4. Claims 31-34 are rejected under 35 U.S.C. 112(b) or 35 U.S.C. 112 (pre-AIA), second paragraph, as being indefinite for failing to particularly point out and distinctly claim the subject matter which the inventor or a joint inventor, or for pre-AIA the applicant regards as the invention.
5. Claims 31 and 32 conflict with claim 30 from which they depend. Claim 31 recites that the frame and cushion are integrally molded in a one-piece assembly. Claim 32 recites that the frame and cushion are interlocked to provide a cushion/frame subassembly. Claim 30 recites that the skeleton frame is "to maintain the cushion to the frame" which is interpreted to mean that the cushion and the frame are not independently attached/attachable to each other. Therefore, claims 31 and 32 conflict with claim 30.

6. Claim 33 recites the limitation "the cushion/frame sub-assembly" in line 3. There is insufficient antecedent basis for this limitation in the claim because this feature is first described in claims 31 and 32, but claim 33 depends from claim 30.

7. Claim 34 similarly recites the limitation "the cushion/frame sub-assembly" in line 3. There is insufficient antecedent basis for this limitation in the claim.

Claim Rejections - 35 USC § 102

8. The following is a quotation of the appropriate paragraphs of pre-AIA 35 U.S.C. 102 that form the basis for the rejections under this section made in this Office action:

A person shall be entitled to a patent unless

(b) the invention was patented or described in a printed publication in this or a foreign country or in public use or on sale in this country, more than one year prior to the date of application for patent in the United States.

9. Claims 30, 32, 33 are rejected under pre-AIA 35 U.S.C. 102(b) as being anticipated by Gunaratnam et al (US 2002/0108613).

10. Gunaratnam discloses a full-face mask assembly comprising a frame 800, a cushion 180 provided to the frame, the cushion adapted to seal around the patient's nose and mouth, and a skeleton frame 160 to maintain the cushion to the frame, the skeleton frame including lower headgear clip receptacles 920 adapted to be engaged with clips provided on the straps of a headgear assembly, and an annular elbow connection seal 910 adapted to engage an inlet conduit (fig. 8; page 3, paragraph 0050).

11. The frame and cushion are formed separately and then interlocked via the frame and skeleton frame to form a sub-assembly. The skeleton frame 160 includes elongated members

660 that interlock with respective protrusions 820 provided on the frame 800 (fig. 8, page 3, para. 0051).

Claim Rejections - 35 USC § 103

12. The following is a quotation of pre-AIA 35 U.S.C. 103(a) which forms the basis for all obviousness rejections set forth in this Office action:

(a) A patent may not be obtained though the invention is not identically disclosed or described as set forth in section 102 of this title, if the differences between the subject matter sought to be patented and the prior art are such that the subject matter as a whole would have been obvious at the time the invention was made to a person having ordinary skill in the art to which said subject matter pertains. Patentability shall not be negated by the manner in which the invention was made.

13. The factual inquiries set forth in *Graham v. John Deere Co.*, 383 U.S. 1, 148 USPQ 459 (1966), that are applied for establishing a background for determining obviousness under pre-AIA 35 U.S.C. 103(a) are summarized as follows:

1. Determining the scope and contents of the prior art.
2. Ascertaining the differences between the prior art and the claims at issue.
3. Resolving the level of ordinary skill in the pertinent art.
4. Considering objective evidence present in the application indicating obviousness or nonobviousness.

14. Claims 31, 34 are rejected under pre-AIA 35 U.S.C. 103(a) as being unpatentable over Gunaratnam.

15. Claim 31 differs from Gunaratnam in calling for the frame and cushion to be integrally formed as a one -piece sub-assembly. It would have been obvious to make the frame and cushion integral because doing so would have been a matter of obvious engineering choice (see MPEP 2144.04 (V)(B)). Applicant has disclosed that the frame and cushion may be separate members, members formed separately then interlocked into a sub-assembly, or integrally formed.

Applicant has not disclosed that any of these configurations provide a benefit over the others. Therefore, such a modification of the Gunaratnam assembly would have been a matter of obvious design choice.

16. Claim 34 recites that the skeleton frame includes tabs that are received within respective slots provided on the cushion/frame sub-assembly. Gunaratnam discloses that the frame includes tabs and the skeleton frame includes slots to receive the tabs (fig. 8). It would have been obvious to one of ordinary skill in the art at the time of invention to modify the device of Gunaratnam to reverse the location of the slots and tabs so that the slots are located on the frame and the tabs on the skeleton frame. The location of the slots and tabs is not material to the functioning of the device and therefore, such a location is arbitrary and a reversal would have been obvious.

Conclusion

Any inquiry concerning this communication or earlier communications from the examiner should be directed to LAURA BOUCHELLE whose telephone number is (571)272-2125. The examiner can normally be reached on Monday-Friday 8-4.

If attempts to reach the examiner by telephone are unsuccessful, the examiner's supervisor, Nicholas Lucchesi can be reached on 517-272-4977. The fax phone number for the organization where this application or proceeding is assigned is 571-273-8300.

Information regarding the status of an application may be obtained from the Patent Application Information Retrieval (PAIR) system. Status information for published applications may be obtained from either Private PAIR or Public PAIR. Status information for unpublished applications is available through Private PAIR only. For more information about the PAIR system, see <http://pair-direct.uspto.gov>. Should you have questions on access to the Private PAIR system, contact the Electronic Business Center (EBC) at 866-217-9197 (toll-free). If you would like assistance from a USPTO Customer Service Representative or access to the automated information system, call 800-786-9199 (IN USA OR CANADA) or 571-272-1000.

Laura A Bouchelle
Primary Examiner
Art Unit 3763

/LAURA BOUCHELLE/
Primary Examiner, Art Unit 3763

Notice of References Cited	Application/Control No. 13/834,189	Applicant(s)/Patent Under Reexamination D'SOUZA ET AL.	
	Examiner LAURA BOUCHELLE	Art Unit 3763	Page 1 of 1

U.S. PATENT DOCUMENTS

*		Document Number Country Code-Number-Kind Code	Date MM-YYYY	Name	Classification
*	A	US-2002/0108613	08-2002	Gunaratnam et al.	128/205.25
	B	US-			
	C	US-			
	D	US-			
	E	US-			
	F	US-			
	G	US-			
	H	US-			
	I	US-			
	J	US-			
	K	US-			
	L	US-			
	M	US-			

FOREIGN PATENT DOCUMENTS

*		Document Number Country Code-Number-Kind Code	Date MM-YYYY	Country	Name	Classification
	N					
	O					
	P					
	Q					
	R					
	S					
	T					

NON-PATENT DOCUMENTS

*		Include as applicable: Author, Title Date, Publisher, Edition or Volume, Pertinent Pages)
	U	
	V	
	W	
	X	

*A copy of this reference is not being furnished with this Office action. (See MPEP § 707.05(a).)
Dates in MM-YYYY format are publication dates. Classifications may be US or foreign.

Receipt date: 06/13/2013



[Handwritten signature]

IN THE UNITED STATES PATENT AND TRADEMARK OFFICE

In re Patent Application of
D'SOUZA et al.

Conf. No.: 7067
Atty. Ref.: PTB-4398-1328

Appln. No. 13/834,189

Art Unit: 3763

Filed: March 15, 2013

Examiner: TBA

For: CUSHION TO FRAME ASSEMBLY MECHANISM

* * * * *

June 13, 2013

Commissioner for Patents
P.O. Box 1450
Alexandria, VA 22313-1450

INFORMATION DISCLOSURE STATEMENT

Sir:

Listed on accompanying Form PTO/SB/08a is information that may be considered material to the examination of this application, in compliance with the duty of disclosure requirements of 37 C.F.R. §§ 1.56, 1.97 and 1.98.

This statement should not be construed as a representation that a search has been made, or that information more material to the examination of the present patent application does not exist. The Examiner is specifically requested not to rely solely on the material submitted herewith. At least one of the boxes below applies to the present application:

1. ☒ This Information Disclosure Statement is being filed within three months of the U.S. filing date OR before the mailing date of a first Office Action on the merits. No statement under 37 C.F.R. § 1.97(e) or fee is required.

a. ☐ Contingent Request to Treat Under 37 C.F.R. § 1.97(c)

In the event a first Office Action has been mailed prior to filing of the present Information Disclosure Statement and the Office Action was mailed more than three months since the filing of the application (for regular

ALL REFERENCES CONSIDERED EXCEPT WHERE LINED THROUGH. /LB/

applications not including CPAs or RCEs), the Office is requested to treat the present paper as a submission under 37 C.F.R. § 1.97(c) and charge the undersigned's Deposit Account No. 14-1140 for the fee required by 37 C.F.R. § 1.17(p). The present paper is submitted in duplicate for this purpose.

b. ☐ Contingent Request to Treat Under 37 C.F.R. § 1.97(e)(1)

In the event a first Office Action has been mailed prior to the filing of the present Information Disclosure Statement, and the Office Action was mailed more than three months since the filing of the application (for regular applications not including CPAs or RCEs), the Office is requested to treat the present paper as a submission under 37 C.F.R. § 1.97(e)(1) in that the undersigned hereby states that each item of information contained in this Information Disclosure Statement was first cited in any communication from a foreign patent office in a counterpart foreign application not more than three months prior to the filing of this Information Disclosure Statement. 37 C.F.R. § 1.97(e)(1).

b.1. ☐ Patent Term Adjustment

I hereby certify that each item of information was cited in a communication from a foreign patent office in a counterpart application and that this communication was not received by any individual designated in Section 1.56(c) more than 30 days prior to the filing of the Information Disclosure Statement. 37 C.F.R. §1.704(d).

c. ☐ Contingent Request to Treat Under 37 C.F.R. § 1.97(e)(2)

In the event a first Office Action has been mailed prior to the filing of the present Information Disclosure Statement, and the Office Action was mailed more than three months since the filing of the application (for regular applications not including CPAs or RCEs), the Office is requested to treat the present paper as a submission under 37 C.F.R. § 1.97(e)(2) in

that the undersigned hereby states that no item of information in this Information Disclosure Statement was cited in a communication from a foreign patent office in a counterpart foreign application, and, to my knowledge after making reasonable inquiry, no item of information contained in this Information Disclosure Statement was known to any individual designated in 37 C.F.R. § 1.56(c) more than three months prior to the filing of this Information Disclosure Statement. 37 C.F.R. § 1.97(e)(2).

2. ☐ This Information Disclosure Statement is being filed more than three months after the U.S. filing date AND after the mailing date of the first Office Action on the merits, but before the mailing date of a Final Rejection or Notice of Allowance.

a. ☐ I hereby state that each item of information contained in this Information Disclosure Statement was first cited in any communication from a foreign patent office in a counterpart foreign application not more than three months prior to the filing of this Information Disclosure Statement. 37 C.F.R. § 1.97(e)(1). Contingent Request Under 37 C.F.R. § 1.97(d). In the event a Notice of Allowance or a Final Rejection has been mailed prior to filing this Information Disclosure Statement, the Office is authorized to treat this as a submission under 37 C.F.R. 1.97(d) and charge the undersigned's Deposit Account No. 14-1140 for the fee required by 37 C.F.R. § 1.17(p). The present paper is submitted in duplicate for this purpose.

a.1. ☐ Patent Term Adjustment

I hereby certify that each item of information was cited in a communication from a foreign patent office in a counterpart application and that this communication was not received by any individual designated in Section 1.56(c) more than 30 days prior to the filing of the Information Disclosure Statement. 37 C.F.R. §1.704(d).

ALL REFERENCES CONSIDERED EXCEPT WHERE LINED THROUGH. /LB/

b. ☐ I hereby state that no item of information in this Information Disclosure Statement was cited in a communication from a foreign patent office in a counterpart foreign application, and, to my knowledge after making reasonable inquiry, no item of information contained in this Information Disclosure Statement was known to any individual designated in 37 C.F.R. § 1.56(c) more than three months prior to the filing of this Information Disclosure Statement. 37 C.F.R. § 1.97(e)(2).

c. ☒ Our credit card authorization for payment of the \$180.00 fee under 37 C.F.R. § 1.17(p) was provided in an Information Disclosure Statement filed on November 6, 2012. It is not believed that a further fee is required since the Patent Office has not considered the November 6, 2012 Information Disclosure Statement and thus this Information Disclosure Statement can be considered together.

d. Attached is our check in the amount of \$ in payment of the fee under 37 C.F.R. § 1.17(p).

3. ☐ This Information Disclosure Statement is being filed more than three months after the U.S. filing date and after the mailing date of a Final Rejection or Notice of Allowance, but before payment of the Issue Fee 37 C.F.R. § 1.97(d). It is hereby requested that the Information Disclosure Statement be considered. Attached is our check in the amount of \$ in payment of the fee under 37 C.F.R. § 1.17(i).

a. ☐ I hereby state that each item of information contained in this Information Disclosure Statement was first cited in any communication from a foreign patent office in a counterpart foreign application not more than three months prior to the filing of this Information Disclosure Statement. 37 C.F.R. § 1.97(e)(1).

a.1. ☐ Patent Term Adjustment

I hereby certify that each item of information was cited in a communication from a foreign patent office in a counterpart application and that this communication was not received by any

individual designated in Section 1.56(c) more than 30 days prior to the filing of the Information Disclosure Statement. 37 C.F.R. §1.704(d).

b. ☐ I hereby state that no item of information in this Information Disclosure Statement was cited in a communication from a foreign patent office in a counterpart foreign application, and, to my knowledge after making reasonable inquiry, no item of information contained in this Information Disclosure Statement was known to any individual designated in 37 C.F.R. § 1.56(c) more than three months prior to the filing of this Information Disclosure Statement. 37 C.F.R. § 1.97(e)(2).

4. ☒ **Relevance of DE 185 017 is discussed in the Supplementary Search Report dated December 18, 2009 for European Appln. No. EP 03810331.3. Relevance of DE 284 800 is discussed in the Search Report dated July 11, 2006 for European Appln. No. EP 02714190.2. Relevance of DE 297 15 718 is discussed in the Search Report dated June 15, 2012 for European Appln. No. EP 10182015.7. Relevance of DE 299 23 141 (patent family member of DE 298 10 846) is discussed in the Search Report dated September 23, 2008 for European Appln. No. EP 08161868.8.**

5. ☐ The document(s) was/were cited in a corresponding foreign application. An English language version of the foreign search report or official action is attached for the Examiner's information. See MPEP § 609.

a. ☐ U.S. Patent No. _____ is indicated in the foreign search report or Official Action as being in the same patent family and/or the English-language equivalent of _____ listed on the attached foreign search report.

6. ☐ A concise explanation of the relevance of the non-English language document(s) appears below:

7. ☐ The "foreign patent documents" or "other documents" were cited by the Examiner or submitted by the Applicant in Application No. , filed , which is relied upon for an earlier filing date under 35 U.S.C. § 120. Thus, copies of these documents are not attached. 37 C.F.R. § 1.98(d).

8. ☒ The publication date (e.g., month or year) of at least one of the listed documents is not available. For each document in this category, the Office is requested to assume that the year of publication of each listed document is earlier than the effective U.S. filing date and/or any foreign priority date.

9. ☐ The publication date of at least one document is listed on the attached PTO/SB/08a based on information presently available to the undersigned. However, each listed publication date should not be construed as an admission that the information was actually published on the date indicated, and the right to challenge each listed publication date is expressly reserved by Applicant(s).

It is respectfully requested that the Examiner initial and return a copy of the enclosed PTO/SB/08a , and to indicate in the official file wrapper of this patent application that the documents have been considered.

The U.S. Patent and Trademark Office is hereby authorized to charge any fee deficiency, or credit any overpayment, to our Deposit Account No. 14-1140 referencing docket number PTB-4398-1328.

Respectfully submitted,

NIXON & VANDERHYE P.C.

By: /Paul T. Bowen/
Paul T. Bowen
Reg. No. 38,009

PTB:rkf
901 North Glebe Road, 11th Floor
Arlington, VA 22203-1808
Telephone: (703) 816-4000
Facsimile: (703) 816-4100

Receipt date: 06/13/2013
Sheet 1 of 34

PTO/SB/08b



**INFORMATION DISCLOSURE
CITATION**

ATTY. DOCKET NO.

PTB-4398-1328

APPLICANT

D'SOUZA et al.

FILING DATE

March 15, 2013

SERIAL NO.

13/834,189

GROUP

3763

(Use several sheets if necessary)

U.S. PATENT DOCUMENTS

*EXAMINER INITIAL	DOCUMENT NUMBER	DATE	NAME	CLASS	SUBCLASS	FILING DATE IF APPROPRIATE
	364,394	06/1887	BRIGHT			
	428,592	05/1890	CHAPMAN			
	443,191	12/1890	ILLING			
	781,516	01/1905	GUTHRIE, JR.			
	812,706	02/1906	WARBASSE			
	1,081,745	12/1913	JOHNSTON et al.			
	1,125,542	01/1915	HUMPHRIES			
	1,176,886	03/1916	ERMOLD			
	1,192,186	07/1916	GREENE			
	1,206,045	11/1916	SMITH			
	1,229,050	06/1917	DONALD			
	1,282,527	10/1918	BIDONDE			
	1,362,766	12/1920	McGARGILL			
	1,445,010	02/1923	FEINBERG			
	1,502,450	07/1924	WOOD			
	1,610,793	12/1926	KAUFMAN			
	1,632,449	06/1927	McKESSON			
	1,653,572	12/1927	JACKSON			
	1,710,160	04/1929	GIBBS			
	1,837,591	12/1931	SHINDEL			
	1,873,160	08/1932	STURTEVANT			
	1,926,027	09/1933	BIGGS			
	2,011,733	08/1935	SHINDEL			
	2,104,016	01/1938	BIGGS			
	2,123,353	07/1938	CATT			
	2,127,136	08/1938	POBIRS			
	2,130,555	09/1938	MALCOM			
	2,133,699	10/1938	HEIDBRINK			
	2,149,067	02/1939	OTERO			
	2,166,164	07/1939	LEHMBERG			
	2,245,658	06/1941	ERICKSON			
	2,245,969	06/1941	FRANCISCO et al.			
	2,248,477	07/1941	LOMBARD			
	2,254,854	09/1941	O'CONNELL			
	2,317,608	04/1943	HEIDBRINK			
	2,353,643	07/1944	BULBULIAN			
	2,371,965	03/1945	LEHMBERG			
	2,376,871	05/1945	FINK			
	2,382,364	08/1945	YANT			

*Examiner

Date Considered

Examiner: Initial if reference considered, whether or not citation is in conformance with MPEP 609; draw line through citation if not in conformance and not considered. Include a copy of this form with next communication to applicant.

ALL REFERENCES CONSIDERED EXCEPT WHERE LINED THROUGH. /LB/

**INFORMATION DISCLOSURE
CITATION**

ATTY. DOCKET NO.

SERIAL NO.

4398-1328

13/834,189

APPLICANT

D'SOUZA et al.

(Use several sheets if necessary)

FILING DATE

TC/A.U.

March 15, 2013

3763

U.S. PATENT DOCUMENTS

*EXAMINER INITIAL	DOCUMENT NUMBER	DATE	NAME	CLASS	SUBCLASS	FILING DATE IF APPROPRIATE
	2,415,846	02/1947	RANDALL			
	2,428,451	10/1947	EMERSON			
	2,433,565	12/1947	KORMAN			
	2,438,058	03/1948	KINCHELOE			
	2,473,518	06/1949	GARRARD et al.			
	2,540,567	02/1951	BENNETT			
	2,578,621	12/1951	YANT			
	2,590,006	03/1952	GORDON			
	2,625,155	01/1953	ENGELDER			
	2,641,253	06/1953	ENGELDER			
	2,693,178	11/1954	GILROY			
	2,706,983	04/1955	MATHESON et al.			
	2,749,910	06/1956	FAULCONER, JR.			
	2,820,651	01/1958	PHILLIPS			
	2,837,090	06/1958	BLOOM et al.			
	2,868,196	01/1959	STAMPE			
	2,875,757	03/1959	GALLEHER, JR.			
	2,875,759	03/1959	GALLEHER, JR.			
	2,881,444	04/1959	FRESH et al.			
	2,882,895	04/1959	GALEAZZI			
	2,902,033	09/1959	GALLEHER, JR.			
	2,917,045	12/1959	SCHILDKNECHT et al.			
	2,931,356	04/1960	SCHWARZ			
	2,939,458	06/1960	LUNDQUIST			
	3,013,556	12/1961	GALLEHER, JR.			
	3,042,035	07/1962	COANDA			
	3,117,574	01/1964	REPLOGLE			
	3,182,659	05/1965	BLOUNT			
	3,189,027	06/1965	BARTLETT, JR.			
	3,193,624	07/1965	WEBB et al.			
	3,238,943	03/1966	HOLLEY			
	3,288,138	11/1966	SACHS			
	3,315,672	04/1967	CUNNINGHAM et al.			
	3,315,674	04/1967	BLOOM et al.			
	3,330,273	07/1967	BENNETT			
	3,330,274	07/1967	BENNETT			
	3,362,420	01/1968	BLACKBURN et al.			
	3,363,833	01/1968	LAERDAL			

*Examiner

Date Considered

Examiner: Initial if reference considered, whether or not citation is in conformance with MPEP 609; draw line through citation if not in conformance and not considered. Include a copy of this form with next communication to applicant.

ALL REFERENCES CONSIDERED EXCEPT WHERE LINED THROUGH. /LB/

Form PTO/SB-4820 (Also PTO/SB/08A)

INFORMATION DISCLOSURE
CITATION

ATTY. DOCKET NO.

SERIAL NO.

4398-1328

13/834,189

APPLICANT

D'SOUZA et al.

(Use several sheets if necessary)

FILING DATE

TC/A.U.

March 15, 2013

3763

U.S. PATENT DOCUMENTS

*EXAMINER INITIAL	DOCUMENT NUMBER	DATE	NAME	CLASS	SUBCLASS	FILING DATE IF APPROPRIATE
	3,545,436	12/1970	HOLLOWAY			
	3,556,122	01/1971	LAERDAL			
	3,580,051	05/1971	BLEVINS			
	3,670,726	03/1972	MAHON et al.			
	3,682,171	08/1972	DALI et al.			
	3,700,000	10/1972	HESSE, Deceased et al.			
	3,720,235	03/1973	SCHROCK			
	3,725,953	04/1973	JOHNSON et al.			
	3,739,774	06/1973	GREGORY			
	3,750,333	08/1973	VANCE			
	3,752,157	08/1973	MALMIN			
	3,754,552	08/1973	KING			
	3,796,216	03/1974	SCHWARZ			
	3,799,164	03/1974	ROLLINS			
	3,830,230	08/1974	CHESTER			
	3,861,385	01/1975	CARDEN			
	3,902,486	09/1975	GUICHARD			
	3,905,361	09/1975	HEWSON et al.			
	3,910,261	10/1975	RAGSDALE et al.			
	3,938,614	02/1976	AHS			
	3,972,321	08/1976	PROCTOR			
	3,978,854	09/1976	MILLS, JR.			
	4,006,744	02/1977	STEER			
	4,062,357	12/1977	LAERDAL			
	4,069,516	01/1978	WATKINS, JR.			
	4,077,404	03/1978	ELAM			
	4,120,302	10/1978	ZIEGLER			
	4,142,527	03/1979	GARCIA			
	4,153,051	05/1979	SHIPPERT			
	4,156,426	05/1979	GOLD			
	4,167,185	09/1979	LEWIS			
	4,201,205	05/1980	BARTHOLOMEW			
	4,226,234	10/1980	GUNDERSON			
	4,231,363	11/1980	GRIMES			
	4,233,972	11/1980	HAUFF et al.			
	4,239,038	12/1980	HOLMES			
	4,245,632	01/1981	HOUSTON			
	4,248,218	02/1981	FISCHER			

*Examiner

Date Considered

Examiner: Initial if reference considered, whether or not citation is in conformance with MPEP 609; draw line through citation if not in conformance and not considered. Include a copy of this form with next communication to applicant.

ALL REFERENCES CONSIDERED EXCEPT WHERE LINED THROUGH. /LB/

Form PTO/SB-0820 (Use PTO/SB/08a)

INFORMATION DISCLOSURE
CITATION

ATTY. DOCKET NO.

SERIAL NO.

4398-1328

13/834,189

APPLICANT

D'SOUZA et al.

(Use several sheets if necessary)

FILING DATE

TC/A.U.

March 15, 2013

3763

U.S. PATENT DOCUMENTS

*EXAMINER INITIAL	DOCUMENT NUMBER	DATE	NAME	CLASS	SUBCLASS	FILING DATE IF APPROPRIATE
	4,263,908	04/1981	MIZERAK			
	4,264,743	04/1981	MARUYAMA et al.			
	4,265,239	05/1981	FISCHER, JR. et al.			
	4,266,540	05/1981	PANZIK et al.			
	4,267,845	05/1981	ROBERTSON, JR. et al.			
	4,273,124	06/1981	ZIMMERMAN			
	4,304,229	12/1981	CURTIN			
	4,312,359	01/1982	OLSON			
	4,328,797	05/1982	ROLLINS et al.			
	4,337,767	07/1982	YAHATA			
	4,347,205	08/1982	STEWART			
	4,354,488	10/1982	BARTOS			
	4,367,735	01/1983	DALI			
	4,367,816	01/1983	WILKES			
	4,369,284	01/1983	CHEN			
	4,402,316	09/1983	GADBERRY			
	4,406,283	09/1983	BIR			
	4,412,537	11/1983	TIGER			
	4,414,973	11/1983	MATHESON et al.			
	4,417,575	11/1983	HILTON et al.			
	4,422,456	12/1983	TEIP			
	4,446,576	05/1984	HISATAKA			
	4,449,526	05/1984	ELAM			
	4,454,880	06/1984	MUTO et al.			
	4,454,881	06/1984	HUBER et al.			
	4,455,675	06/1984	BOSE et al.			
	4,458,679	07/1984	WARD			
	4,467,799	08/1984	STEINBERG			
	4,493,614	01/1985	CHU et al.			
	4,522,639	06/1985	ANSITE et al.			
	4,548,200	10/1985	WAPNER			
	4,549,542	11/1985	CHEIN			
	4,558,710	12/1985	EICHLER			
	4,572,323	02/1986	RANDALL			
	4,579,113	04/1986	McREADIE et al.			
	4,587,967	05/1986	CHU et al.			
	4,593,688	06/1986	PAYTON			
	4,601,465	07/1986	ROY			

*Examiner

Date Considered

Examiner: Initial if reference considered, whether or not citation is in conformance with MPEP 609; draw line through citation if not in conformance and not considered. Include a copy of this form with next communication to applicant.

ALL REFERENCES CONSIDERED EXCEPT WHERE LINED THROUGH. /LB/

Form PTO/SB-0820 (Also PTO/SB/08A)

INFORMATION DISCLOSURE
CITATION

ATTY. DOCKET NO.

SERIAL NO.

4398-1328

13/834,189

APPLICANT

D'SOUZA et al.

(Use several sheets if necessary)

FILING DATE

TC/A.U.

March 15, 2013

3763

U.S. PATENT DOCUMENTS

*EXAMINER INITIAL	DOCUMENT NUMBER	DATE	NAME	CLASS	SUBCLASS	FILING DATE IF APPROPRIATE
	4,616,647	10/1986	McCREADIE			
	4,617,637	11/1986	CHU et al.			
	4,622,964	11/1986	FLYNN			
	4,630,604	12/1986	MONTESI			
	4,641,645	02/1987	TAYEBI			
	4,641,647	02/1987	BEHAN			
	4,655,213	04/1987	RAPOPORT et al.			
	4,657,010	04/1987	WRIGHT			
	4,660,555	04/1987	PAYTON			
	4,665,570	05/1987	DAVIS			
	4,671,267	06/1987	STOUT			
	4,671,271	06/1987	BISHOP et al.			
	4,674,134	06/1987	LUNDIN			
	4,676,241	06/1987	WEBB et al.			
	4,677,975	07/1987	EDGAR et al.			
	4,677,977	07/1987	WILCOX			
	4,686,977	08/1987	COSMA			
	4,699,139	10/1987	MARSHALL et al.			
	4,706,664	11/1987	SNOOK et al.			
	4,707,863	11/1987	McNEAL			
	4,711,636	12/1987	BIERMAN			
	4,713,844	12/1987	WESTGATE			
	4,739,755	04/1988	WHITE et al.			
	4,753,233	06/1988	GRIMES			
	4,767,411	08/1988	EDMUNDS			
	4,770,169	09/1988	SCHMOEGNER et al.			
	4,772,760	09/1988	GRAHAM			
	4,774,941	10/1988	COOK			
	4,774,946	11/1988	ACKERMAN et al.			
	4,782,832	11/1988	TRIMBLE et al.			
	4,790,829	12/1988	BOWDEN et al.			
	4,799,477	01/1989	LEWIS			
	4,802,857	02/1989	LAUGHLIN			
	4,803,981	02/1989	VICKERY			
	4,807,617	02/1989	NESTI			
	4,809,692	03/1989	NOWACKI et al.			
	4,811,730	03/1989	MILANO			
	4,819,629	04/1989	JONSON			

*Examiner

Date Considered

Examiner: Initial if reference considered, whether or not citation is in conformance with MPEP 609; draw line through citation if not in conformance and not considered. Include a copy of this form with next communication to applicant.

ALL REFERENCES CONSIDERED EXCEPT WHERE LINED THROUGH. /LB/

Form PTO/EP-A520 (Also PTO/SB/08A)

**INFORMATION DISCLOSURE
CITATION**

ATTY. DOCKET NO.

SERIAL NO.

4398-1328

13/834,189

APPLICANT

D'SOUZA et al.

(Use several sheets if necessary)

FILING DATE

TC/A.U.

March 15, 2013

3763

U.S. PATENT DOCUMENTS

*EXAMINER INITIAL	DOCUMENT NUMBER	DATE	NAME	CLASS	SUBCLASS	FILING DATE IF APPROPRIATE
	4,821,713	04/1989	BAUMAN			
	4,827,924	05/1989	JAPUNTICH			
	4,830,138	05/1989	PALMAER et al.			
	4,832,017	05/1989	SCHNOOR			
	4,838,878	06/1989	KALT et al.			
	4,841,953	06/1989	DODRILL			
	4,848,334	07/1989	BELLM			
	4,848,366	07/1989	AITA et al.			
	4,850,346	07/1989	MICHEL et al.			
	4,856,118	08/1989	SAPIJEWSKI			
	4,886,058	12/1989	BROSTROM et al.			
	4,899,740	02/1990	NAPOLITANO			
	4,905,683	03/1990	CRONJAEGER			
	4,907,584	03/1990	MCGINNIS			
	4,910,806	03/1990	BAKER et al.			
	4,914,957	04/1990	DOUGHERTY			
	4,915,105	04/1990	LEE			
	4,915,106	04/1990	AULGUR et al.			
	4,919,128	04/1990	KOPALA et al.			
	4,919,654	04/1990	KALT			
	4,938,210	07/1990	SHENE			
	4,938,212	07/1990	SNOOK et al.			
	4,941,476	07/1990	FISHER			
	4,944,310	07/1990	SULLIVAN			
	4,945,907	08/1990	TAYEBI			
	4,947,860	08/1990	FISHER			
	4,960,121	10/1990	NELSON et al.			
	4,966,590	10/1990	KALT			
	4,969,880	11/1990	ZAMIEROWSKI			
	4,971,051	11/1990	TOFFOLON			
	4,976,698	12/1990	STOKLEY			
	4,986,269	01/1991	HAKKINEN			
	4,989,271	02/1991	SAPIJEWSKI et al.			
	4,989,596	02/1991	MACRIS et al.			
	4,989,599	02/1991	CARTER			
	4,996,983	03/1991	AMRHEIN			
	5,000,173	03/1991	ZALKIN et al.			
	5,003,631	04/1991	RICHARDSON			

*Examiner

Date Considered

Examiner: Initial if reference considered, whether or not citation is in conformance with MPEP 609; draw line through citation if not in conformance and not considered. Include a copy of this form with next communication to applicant.

Form PTO/EP-6820 (Also PTO/SB/08A)

ALL REFERENCES CONSIDERED EXCEPT WHERE LINED THROUGH. /LB/

**INFORMATION DISCLOSURE
CITATION**

ATTY. DOCKET NO.

SERIAL NO.

4398-1328

13/834,189

APPLICANT

D'SOUZA et al.

(Use several sheets if necessary)

FILING DATE

TC/A.U.

March 15, 2013

3763

U.S. PATENT DOCUMENTS

*EXAMINER INITIAL	DOCUMENT NUMBER	DATE	NAME	CLASS	SUBCLASS	FILING DATE IF APPROPRIATE
	5,003,633	04/1991	ITOH			
	5,005,568	04/1991	LOESCHER et al.			
	5,005,571	04/1991	DIETZ			
	5,018,519	05/1991	BROWN			
	5,020,163	06/1991	AILEO et al.			
	5,022,900	06/1991	BAR-YONA et al.			
	5,023,955	06/1991	MURPHY, II et al.			
	5,025,805	06/1991	NUTTER			
	5,027,809	07/1991	ROBINSON			
	5,038,772	08/1991	KOLBE et al.			
	5,038,776	08/1991	HARRISON et al.			
	5,042,473	08/1991	LEWIS			
	5,042,478	08/1991	KOPALA et al.			
	5,046,200	09/1991	FEDER			
	5,046,491	09/1991	DERRICK			
	5,062,421	11/1991	BURNS et al.			
	5,063,922	11/1991	HAKKINEN			
	5,069,205	12/1991	URSO			
	5,074,297	12/1991	VENEGAS			
	5,080,092	01/1992	TENNA			
	5,093,940	03/1992	NISHIYAMA			
	5,109,839	05/1992	BLASDELL et al.			
	5,109,840	05/1992	DALEIDEN			
	5,113,857	05/1992	DICKERMAN et al.			
	5,117,818	06/1992	PALFY			
	5,121,745	06/1992	ISRAEL			
	5,121,746	06/1992	SIKORA			
	5,123,677	06/1992	KRECZKO et al.			
	5,127,397	07/1992	KOHNKE			
	5,133,347	07/1992	HUENNEBECK			
	5,137,017	08/1992	SALTER			
	5,138,722	08/1992	URELLA et al.			
	5,140,980	08/1992	HAUGHEY et al.			
	5,140,982	08/1992	BAUMAN			
	5,146,914	09/1992	STURROCK			
	5,159,938	11/1992	LAUGHLIN			
	5,178,138	01/1993	WALSTROM et al.			
	5,181,506	01/1993	TARDIFF, JR. et al.			

*Examiner

Date Considered

Examiner: Initial if reference considered, whether or not citation is in conformance with MPEP 609; draw line through citation if not in conformance and not considered. Include a copy of this form with next communication to applicant.

ALL REFERENCES CONSIDERED EXCEPT WHERE LINED THROUGH. /LB/

Form PTO-SB-A620 (Also PTO/SB/06A)

**INFORMATION DISCLOSURE
CITATION**

ATTY. DOCKET NO.

SERIAL NO.

4398-1328

13/834,189

APPLICANT

D'SOUZA et al.

(Use several sheets if necessary)

FILING DATE

TC/A.U.

March 15, 2013

3763

U.S. PATENT DOCUMENTS

*EXAMINER INITIAL	DOCUMENT NUMBER	DATE	NAME	CLASS	SUBCLASS	FILING DATE IF APPROPRIATE
	5,188,101	02/1993	TUMOLO			
	5,199,424	04/1993	SULLIVAN et al.			
	5,207,665	05/1993	DAVIS et al.			
	5,220,699	06/1993	FARRIS			
	5,222,478	06/1993	SCARBERRY et al.			
	5,231,983	08/1993	MATSON et al.			
	5,233,978	08/1993	CALLAWAY			
	5,243,709	09/1993	SHEEHAN et al.			
	5,243,971	09/1993	SULLIVAN et al.			
	5,245,995	09/1993	SULLIVAN et al.			
	5,261,893	11/1993	ZAMIEROWSKI			
	5,263,939	11/1993	WORTRICH			
	5,265,592	11/1993	BEAUSSANT			
	5,265,595	11/1993	RUDOLPH			
	5,267,557	12/1993	HER-MOU			
	5,269,296	12/1993	LANDIS			
	5,271,391	12/1993	GRAVES			
	5,279,289	01/1994	KIRK			
	5,280,784	01/1994	KOHLER			
	5,291,880	03/1994	ALMOVIST et al.			
	5,299,448	04/1994	MARYYANEK			
	5,299,579	04/1994	GEDEON et al.			
	5,299,599	04/1994	FARMER et al.			
	5,301,689	04/1994	WENNERHOLM			
	5,304,146	04/1994	JOHNSON et al.			
	5,311,862	05/1994	BLASDELL et al.			
	5,322,057	06/1994	RAABE et al.			
	5,322,059	06/1994	WALTHER			
	5,331,691	07/1994	RUNCKEL			
	5,334,646	08/1994	CHEN			
	5,335,656	08/1994	BOWE et al.			
	5,343,878	09/1994	SCARBERRY et al.			
	5,349,949	09/1994	SCHEGERIN			
	5,353,789	10/1994	SCHLOBOHM			
	5,355,878	10/1994	GRIFFITHS et al.			
	5,355,893	10/1994	MICK et al.			
	5,357,945	05/2002	MESSINA			
	5,357,951	10/1994	RATNER			

*Examiner

Date Considered

Examiner: Initial if reference considered, whether or not citation is in conformance with MPEP 609; draw line through citation if not in conformance and not considered. Include a copy of this form with next communication to applicant.

ALL REFERENCES CONSIDERED EXCEPT WHERE LINED THROUGH. /LB/

Form PTO/SB-0820 (Also PTO/SB/08A)

INFORMATION DISCLOSURE
CITATION

ATTY. DOCKET NO.

SERIAL NO.

4398-1328

13/834,189

APPLICANT

D'SOUZA et al.

(Use several sheets if necessary)

FILING DATE

TC/A.U.

March 15, 2013

3763

U.S. PATENT DOCUMENTS

*EXAMINER INITIAL	DOCUMENT NUMBER	DATE	NAME	CLASS	SUBCLASS	FILING DATE IF APPROPRIATE
	5,364,367	11/1994	BANKS et al.			
	5,372,130	12/1994	STERN et al.			
	5,372,388	12/1994	GARGIULO			
	5,372,389	12/1994	TAM et al.			
	5,372,390	12/1994	CONWAY et al.			
	5,372,391	12/1994	BAST et al.			
	5,375,593	12/1994	PRESS			
	5,385,141	01/1995	GRANATIERO			
	5,388,571	02/1995	ROBERTS et al.			
	5,390,373	02/1995	FLORY			
	5,391,248	02/1995	BRAIN			
	5,394,568	03/1995	BROSTROM et al.			
	5,396,885	03/1995	NELSON			
	5,398,676	03/1995	PRESS et al.			
	5,400,776	03/1995	BARTHOLOMEW			
	5,400,781	03/1995	DAVENPORT			
	5,404,871	04/1995	GOODMAN et al.			
	5,411,021	05/1995	GDULLA et al.			
	5,419,317	05/1995	BLASDELL et al.			
	5,419,318	05/1995	TAYEBI			
	5,425,359	06/1995	LIQU			
	5,429,126	07/1995	BRACKEN			
	5,429,683	07/1995	LE MITOUARD			
	5,431,158	07/1995	TIROTTA			
	5,437,267	08/1995	WEINSTEIN et al.			
	5,438,981	08/1995	STARR et al.			
	5,441,046	08/1995	STARR et al.			
	5,462,528	10/1995	ROEWER			
	5,477,852	12/1995	LANDIS et al.			
	5,479,920	01/1996	PIPER et al.			
	5,481,763	01/1996	BROSTROM et al.			
	5,485,837	01/1996	SOLES BEE et al.			
	5,488,948	02/1996	DUBRUILLE et al.			
	5,492,116	02/1996	SCARBERRY et al.			
	5,501,214	03/1996	SABO			
	5,503,147	04/1996	BERTHEAU			
	5,509,404	04/1996	LLOYD et al.			
	5,509,409	04/1996	WEATHERHOLT			

*Examiner

Date Considered

Examiner: Initial if reference considered, whether or not citation is in conformance with MPEP 609; draw line through citation if not in conformance and not considered. Include a copy of this form with next communication to applicant.

ALL REFERENCES CONSIDERED EXCEPT WHERE LINED THROUGH. /LB/

Form PTO/SB-0820 (Also PTO/SB/08A)

**INFORMATION DISCLOSURE
CITATION**

ATTY. DOCKET NO.

SERIAL NO.

4398-1328

13/834,189

APPLICANT

D'SOUZA et al.

(Use several sheets if necessary)

FILING DATE

TC/A.U.

March 15, 2013

3763

U.S. PATENT DOCUMENTS

*EXAMINER INITIAL	DOCUMENT NUMBER	DATE	NAME	CLASS	SUBCLASS	FILING DATE IF APPROPRIATE
	5,511,541	04/1996	DEARSTINE			
	5,513,634	05/1996	JACKSON			
	5,513,635	05/1996	BEDI			
	5,517,986	05/1996	STARR et al.			
	5,522,382	06/1996	SULLIVAN et al.			
	5,526,806	06/1996	SANSONI			
	5,533,506	07/1996	WOOD			
	5,538,000	07/1996	RUDOLPH			
	5,538,001	07/1996	BRIDGES			
	5,540,223	07/1996	STARR et al.			
	5,542,128	08/1996	LOMAS			
	5,546,936	08/1996	VIRAG et al.			
	5,558,090	09/1996	JAMES			
	5,560,354	10/1996	BERTHON-JONES et al.			
	5,568,946	10/1996	JACKOWSKI			
	5,570,682	11/1996	JOHNSON			
	5,570,684	11/1996	BEHR			
	5,570,689	11/1996	STARR et al.			
	5,575,278	11/1996	BONHOMME et al.			
	5,592,937	01/1997	FREUND			
	5,592,938	01/1997	SCARBERRY et al.			
	5,608,647	03/1997	RUBSAMEN et al.			
	5,617,849	04/1997	SPRINGETT et al.			
	5,623,923	04/1997	BERTHEAU et al.			
	5,642,726	07/1997	OWENS et al.			
	5,642,730	07/1997	BARAN			
	5,645,054	07/1997	COTNER et al.			
	5,647,355	07/1997	STARR et al.			
	5,647,356	07/1997	BARNETT et al.			
	5,647,357	07/1997	BARNETT et al.			
	5,649,532	07/1997	GRIFFITHS			
	5,649,533	07/1997	OREN			
	5,653,228	08/1997	BYRD			
	5,655,520	08/1997	HOWE et al.			
	5,655,527	08/1997	SCARBERRY et al.			
	5,657,493	08/1997	FERRERO et al.			
	5,657,752	08/1997	LANDIS et al.			
	5,660,171	08/1997	KIMM et al.			

*Examiner

Date Considered

Examiner: Initial if reference considered, whether or not citation is in conformance with MPEP 609; draw line through citation if not in conformance and not considered. Include a copy of this form with next communication to applicant.

ALL REFERENCES CONSIDERED EXCEPT WHERE LINED THROUGH. /LB/

Form PTO/SB-0820 (Also PTO/SB/08A)

INFORMATION DISCLOSURE
CITATION

ATTY. DOCKET NO.

SERIAL NO.

4398-1328

13/834,189

APPLICANT

D'SOUZA et al.

(Use several sheets if necessary)

FILING DATE

TC/A.U.

March 15, 2013

3763

U.S. PATENT DOCUMENTS

*EXAMINER INITIAL	DOCUMENT NUMBER	DATE	NAME	CLASS	SUBCLASS	FILING DATE IF APPROPRIATE
	5,660,174	08/1997	JACOBELLI			
	5,662,101	09/1997	OGDEN et al.			
	5,666,946	09/1997	LANGENBACK			
	5,676,133	10/1997	HICKLE et al.			
	5,682,881	11/1997	WINTHROP et al.			
	5,685,296	11/1997	ZDROJKOWSKI et al.			
	5,687,715	11/1997	LANDIS et al.			
	5,704,345	01/1998	BERTHON-JONES			
	5,707,342	01/1998	TANAKA			
	5,709,204	01/1998	LESTER			
	5,715,814	02/1998	EBERS			
	5,724,964	03/1998	BRUNSON et al.			
	5,724,965	03/1998	HANDKE et al.			
	5,735,272	04/1998	DILLON et al.			
	5,740,795	04/1998	BRYDON			
	5,740,799	04/1998	NIELSON			
	5,746,201	05/1998	KIDD			
	5,752,509	05/1998	LACHMANN et al.			
	5,752,511	05/1998	SIMMONS et al.			
	5,778,872	07/1998	FUKUNAGA et al.			
	5,782,774	07/1998	SHMULEWITZ			
	5,794,615	08/1998	ESTES			
	5,794,617	08/1998	BRUNELL et al.			
	5,794,619	08/1998	EDEIMAN et al.			
	5,807,341	09/1998	HEIM			
	5,813,423	09/1998	KIRCHGEORG			
	5,832,918	11/1998	PANTINO			
	5,842,469	12/1998	RAPP et al.			
	5,884,624	03/1999	BARNETT et al.			
	5,887,587	03/1999	GROENKE			
	5,896,857	04/1999	HELY et al.			
	5,906,203	05/1999	KLOCKSETH et al.			
	5,909,732	06/1999	DIESEL et al.			
	5,918,598	07/1999	BELFER et al.			
	5,935,136	08/1999	HULSE et al.			
	5,937,445	08/1999	RAVO et al.			
	5,937,851	08/1999	SEROWSKI et al.			
	5,954,049	09/1999	FOLEY et al.			

*Examiner

Date Considered

Examiner: Initial if reference considered, whether or not citation is in conformance with MPEP 609; draw line through citation if not in conformance and not considered. Include a copy of this form with next communication to applicant.

ALL REFERENCES CONSIDERED EXCEPT WHERE LINED THROUGH. /LB/

Form PTO/SB-0820 (Also PTO/SB/08A)

**INFORMATION DISCLOSURE
CITATION**

ATTY. DOCKET NO.

SERIAL NO.

4398-1328

13/834,189

APPLICANT

D'SOUZA et al.

(Use several sheets if necessary)

FILING DATE

TC/A.U.

March 15, 2013

3763

U.S. PATENT DOCUMENTS

*EXAMINER INITIAL	DOCUMENT NUMBER	DATE	NAME	CLASS	SUBCLASS	FILING DATE IF APPROPRIATE
	5,964,485	10/1999	HAME et al.			
	5,966,745	10/1999	SCHWARTZ et al.			
	5,970,975	10/1999	ESTES et al.			
	5,975,079	11/1999	HELLINGS et al.			
	6,003,511	12/1999	FUKUNAGA et al.			
	6,006,748	12/1999	HOLLIS			
	6,016,804	01/2000	GLEASON et al.			
	6,019,101	02/2000	COTNER et al.			
	6,026,811	02/2000	SETTLE			
	6,029,660	02/2000	CALLUAUD et al.			
	6,029,665	02/2000	BERTHON-JONES			
	6,044,844	04/2000	KWOK et al.			
	6,062,221	05/2000	BROSTROM et al.			
	6,082,360	07/2000	RUDOLPH et al.			
	6,086,118	07/2000	McNAUGHTON et al.			
	6,091,973	07/2000	COLLA et al.			
	6,095,996	08/2000	STEER et al.			
	6,098,205	08/2000	SCHWARTZ et al.			
	6,102,040	08/2000	TAYEBI et al.			
	6,109,263	08/2000	FEUCHTGRUBER			
	6,112,746	09/2000	KWOK et al.			
	6,119,693	09/2000	KWOK et al.			
	6,119,694	09/2000	CORREA et al.			
	6,123,071	09/2000	BERTHON-JONES et al.			
	6,123,082	09/2000	BERTHON-JONES			
	6,139,787	10/2000	HARRISON			
	6,152,137	11/2000	SCHWARTZ et al.			
	6,155,253	12/2000	GAMBERINI			
	6,192,886	02/2001	RUDOLPH			
	6,193,914	02/2001	HARRISON			
	6,196,223	03/2001	BELFER et al.			
	6,211,263	04/2001	CINELLI et al.			
	6,213,125	04/2001	REESE et al.			
	6,231,548	05/2001	BASSETT			
	6,241,930	06/2001	HARRISON			
	6,257,237	07/2001	SUZUKI			
	6,257,626	07/2001	CAMPAU			
	6,258,066	07/2001	URICH			

*Examiner

Date Considered

Examiner: Initial if reference considered, whether or not citation is in conformance with MPEP 609; draw line through citation if not in conformance and not considered. Include a copy of this form with next communication to applicant.

ALL REFERENCES CONSIDERED EXCEPT WHERE LINED THROUGH. /LB/

Form PTO/SB-0820 (Also PTO/SB/08A)

**INFORMATION DISCLOSURE
CITATION**

ATTY. DOCKET NO.

SERIAL NO.

4398-1328

13/834,189

APPLICANT

D'SOUZA et al.

(Use several sheets if necessary)

FILING DATE

TC/A.U.

March 15, 2013

3763

U.S. PATENT DOCUMENTS

*EXAMINER INITIAL	DOCUMENT NUMBER	DATE	NAME	CLASS	SUBCLASS	FILING DATE IF APPROPRIATE
	6,279,573	08/2001	JOHNSON et al.			
	6,295,366	09/2001	BALLER et al.			
	6,328,031	12/2001	TISCHER et al.			
	6,328,038	12/2001	KESSLER et al.			
	6,340,024	01/2002	BROOKMAN et al.			
	6,341,606	01/2002	BORDEWICK et al.			
	6,345,618	02/2002	HAYEK			
	6,347,631	02/2002	HANSEN et al.			
	6,357,440	03/2002	HANSEN et al.			
	6,357,441	03/2002	KWOK et al.			
	6,358,279	03/2002	TAHI et al.			
	6,371,110	04/2002	PETERSON et al.			
	6,374,826	04/2002	GUNARATNAM et al.			
	6,388,640	05/2002	CHIGIRA et al.			
	6,397,847	06/2002	SCARBERRY et al.			
	6,412,488	07/2002	BARNETT et al.			
	6,412,593	07/2002	JONES			
	6,418,928	07/2002	BORDEWICK et al.			
	6,419,660	07/2002	RUSSO			
	6,422,238	07/2002	LITHGOW			
	6,423,036	07/2002	VAN HUZEN			
	6,425,395	07/2002	BREWER et al.			
	6,427,694	08/2002	HECKER et al.			
	6,431,172	08/2002	BORDEWICK			
	6,434,796	08/2002	SPEIRS			
	6,439,230	08/2002	GUNARATNAM et al.			
	6,439,234	08/2002	CURTI et al.			
	6,448,303	09/2002	PAUL			
	6,463,931	10/2002	KWOK et al.			
	6,467,482	10/2002	BOUSSIGNAC			
	6,467,483	10/2002	KOPACKO et al.			
	6,470,887	10/2002	MARTINEZ			
	6,478,026	11/2002	WOOD			
	6,482,178	11/2002	ANDREWS et al.			
	6,491,034	12/2002	GUNARATNAM et al.			
	6,513,526	02/2003	KWOK et al.			
	6,520,182	02/2003	GUNARATNAM			
	6,530,373	03/2003	PATRON et al.			

*Examiner

Date Considered

Examiner: Initial if reference considered, whether or not citation is in conformance with MPEP 609; draw line through citation if not in conformance and not considered. Include a copy of this form with next communication to applicant.

ALL REFERENCES CONSIDERED EXCEPT WHERE LINED THROUGH. /LB/

Form PTO/SB-0820 (Also PTO/SB/08A)

**INFORMATION DISCLOSURE
CITATION**

ATTY. DOCKET NO.

SERIAL NO.

4398-1328

13/834,189

APPLICANT

D'SOUZA et al.

(Use several sheets if necessary)

FILING DATE

TC/A.U.

March 15, 2013

3763

U.S. PATENT DOCUMENTS

*EXAMINER INITIAL	DOCUMENT NUMBER	DATE	NAME	CLASS	SUBCLASS	FILING DATE IF APPROPRIATE
	6,532,961	03/2003	KWOK et al.			
	6,536,435	03/2003	PECTEAU et al.			
	6,557,556	05/2003	KWOK et al.			
	6,561,188	05/2003	ELLIS			
	6,561,190	05/2003	KWOK			
	6,561,191	05/2003	KWOK			
	6,561,192	05/2003	PALMER			
	6,561,193	05/2003	NOBLE			
	6,571,798	06/2003	THORNTON			
	6,579,267	06/2003	LYNCH et al.			
	6,581,601	06/2003	ZIAEE			
	6,581,602	07/2003	KWOK et al.			
	6,584,975	07/2003	TAYLOR			
	6,595,214	07/2003	HECKER et al.			
	6,595,215	07/2003	WOOD			
	6,607,516	08/2003	CINELLI et al.			
	6,615,830	09/2003	SEROWSKI et al.			
	6,615,832	09/2003	CHEN			
	6,626,177	09/2003	ZIAEE			
	6,627,289	09/2003	DILNIK et al.			
	6,634,358	10/2003	KWOK et al.			
	6,637,434	10/2003	NOBLE			
	6,644,315	11/2003	ZIAEE			
	6,651,663	11/2003	BARNETT et al.			
	6,655,385	12/2003	CURTI et al.			
	6,663,600	12/2003	BIERMAN et al.			
	6,669,712	12/2003	CARDOSO			
	6,679,257	01/2004	ROBERTSON et al.			
	6,679,261	01/2004	LITHGOW			
	6,679,265	01/2004	STRICKLAND et al.			
	6,691,707	02/2004	GUNARATNAM et al.			
	6,691,708	02/2004	KWOK et al.			
	6,701,535	03/2004	DOBBIE et al.			
	6,701,926	03/2004	OLSEN et al.			
	6,701,927	03/2004	KWOK et al.			
	6,710,099	03/2004	CINELLI et al.			
	6,712,072	03/2004	LANG (corres. to WO 99/43375)			
	6,729,333	05/2004	BARNETT et al.			

*Examiner

Date Considered

Examiner: Initial if reference considered, whether or not citation is in conformance with MPEP 609; draw line through citation if not in conformance and not considered. Include a copy of this form with next communication to applicant.

ALL REFERENCES CONSIDERED EXCEPT WHERE LINED THROUGH. /LB/

INFORMATION DISCLOSURE
CITATION

ATTY. DOCKET NO.

SERIAL NO.

4398-1328

13/834,189

APPLICANT

D'SOUZA et al.

(Use several sheets if necessary)

FILING DATE

TC/A.U.

March 15, 2013

3763

U.S. PATENT DOCUMENTS

*EXAMINER INITIAL	DOCUMENT NUMBER	DATE	NAME	CLASS	SUBCLASS	FILING DATE IF APPROPRIATE
	6,766,800	07/2004	CHU et al.			
	6,766,817	07/2004	da SILVA			
	6,772,760	08/2004	FRATER et al.			
	6,776,162	08/2004	WOOD			
	6,776,163	08/2004	DOUGILL et al.			
	6,789,543	09/2004	CANNON			
	6,796,308	09/2004	GUNARATNAM et al.			
	6,805,117	10/2004	HO et al.			
	6,807,967	10/2004	WOOD			
	6,817,362	11/2004	GELINAS et al.			
	6,820,617	11/2004	ROBERTSON et al.			
	6,823,865	11/2004	DREW et al.			
	6,823,869	11/2004	RAJE et al.			
	6,834,650	12/2004	FINI			
	6,851,425	02/2005	JAFFRE			
	6,851,428	02/2005	DENNIS			
	6,851,429	02/2005	BISHOP			
	6,860,269	03/2005	KWOK et al.			
	6,860,270	03/2005	SNIADICH			
	6,871,649	03/2005	KWOK et al.			
	6,892,729	05/2005	SMITH et al.			
	6,895,965	05/2005	SCARBERRY et al.			
	6,907,882	06/2005	GING et al.			
	6,914,091	07/2005	DONALD et al.			
	6,918,404	07/2005	DIAS da SILVA			
	6,926,004	08/2005	SCHUMACHER			
	6,938,620	09/2005	PAYNE, JR.			
	6,959,710	11/2005	BARNETT et al.			
	6,968,844	11/2005	LILAND			
	6,972,003	12/2005	BIERMAN et al.			
	6,986,352	01/2006	FRATER et al.			
	6,997,177	02/2006	WOOD			
	7,007,696	03/2006	PALKON et al.			
	7,011,090	03/2006	DREW et al.			
	7,018,362	03/2006	BIERMAN et al.			
	7,021,311	04/2006	GUNARATNAM et al.			
	7,040,321	05/2006	GOEBEL			
	7,047,972	05/2006	GING et al.			

*Examiner

Date Considered

Examiner: Initial if reference considered, whether or not citation is in conformance with MPEP 609; draw line through citation if not in conformance and not considered. Include a copy of this form with next communication to applicant.

ALL REFERENCES CONSIDERED EXCEPT WHERE LINED THROUGH. /LB/

Form PTO/SB-0820 (Also PTO/SB/08A)

INFORMATION DISCLOSURE
CITATION

ATTY. DOCKET NO.

SERIAL NO.

4398-1328

13/834,189

APPLICANT

D'SOUZA et al.

(Use several sheets if necessary)

FILING DATE

TC/A.U.

March 15, 2013

3763

U.S. PATENT DOCUMENTS

*EXAMINER INITIAL	DOCUMENT NUMBER	DATE	NAME	CLASS	SUBCLASS	FILING DATE IF APPROPRIATE
	7,052,127	05/2006	HARRISON			
	7,059,326	06/2006	HEIDMANN et al.			
	7,066,586	06/2006	da SILVA			
	7,069,932	07/2006	EATON et al.			
	7,076,282	07/2006	MUNRO et al.			
	7,076,822	07/2006	PEARCE			
	7,080,645	07/2006	GENGER et al.			
	7,093,599	08/2006	CHEN			
	7,100,610	09/2006	BIENER et al.			
	7,101,359	09/2006	KLINE et al.			
	7,107,989	09/2006	FRATER et al.			
	7,107,989	09/2006	FRATER et al.			
	7,114,497	10/2006	AYLSWORTH et al.			
	7,146,976	12/2006	McKOWN			
	7,152,599	12/2006	THOMAS			
	7,152,601	12/2006	BARAKAT et al.			
	7,178,525	02/2007	MATULA, JR. et al.			
	7,185,652	03/2007	GUNARATNAM et al.			
	7,191,781	03/2007	WOOD			
	7,207,328	04/2007	ALTEMUS			
	7,207,335	04/2007	KWOK et al.			
	7,210,481	05/2007	LOVELL et al.			
	7,216,647	05/2007	LANG et al.			
	7,237,551	07/2007	HO et al.			
	7,243,723	07/2007	SURJAATMADJA			
	7,285,255	10/2007	KADLEC et al.			
	7,302,950	12/2007	BERTHON-JONES et al.			
	7,308,895	12/2007	WIXEY et al.			
	7,318,437	01/2008	GUNARATNAM et al.			
	7,318,439	01/2008	RAJE et al.			
	7,320,323	01/2008	LANG et al.			
	7,341,060	03/2008	GING et al.			
	7,353,826	04/2008	SLEEPER et al.			
	7,441,618	12/2006	LUBKE et al.			
	7,461,656	12/2008	GUNARATNAM et al.			
	7,470,256	12/2008	LAMPROPOULOS et al.			
	7,481,220	01/2009	MEYER et al.			
	7,487,772	02/2009	GING et al.			

*Examiner

Date Considered

Examiner: Initial if reference considered, whether or not citation is in conformance with MPEP 609; draw line through citation if not in conformance and not considered. Include a copy of this form with next communication to applicant.

ALL REFERENCES CONSIDERED EXCEPT WHERE LINED THROUGH. /LB/

Form PTO-SB-0820 (Also PTO/SB/08a)

INFORMATION DISCLOSURE CITATION	ATTY. DOCKET NO.	SERIAL NO.
	4398-1328	13/834,189
	APPLICANT	
	D'SOUZA et al.	
(Use several sheets if necessary)	FILING DATE	TC/A.U.
	March 15, 2013	3763

U.S. PATENT DOCUMENTS

*EXAMINER INITIAL	DOCUMENT NUMBER	DATE	NAME	CLASS	SUBCLASS	FILING DATE IF APPROPRIATE
	7,503,327	03/2009	GUNARATNAM			
	7,509,958	03/2009	AMARASINGHE et al.			
	7,520,869	04/2009	LAMPROPOULOS et al.			
	7,523,754	04/2009	LITHGOW et al.			
	7,562,658	07/2009	MADAUS et al.			
	7,614,400	11/2009	LITHGOW et al.			
	7,614,401	11/2009	THOMPSON			
	7,621,274	11/2009	SPRINKLE et al.			
	7,624,735	12/2009	HO et al.			
	7,640,934	01/2010	ZOLLINGER et al.			
	7,654,263	02/2010	LANG et al.			
	7,658,189	02/2010	DAVIDSON et al.			
	7,665,464	02/2010	KOPACKO et al.			
	7,699,808	04/2010	MARRS et al.			
	7,703,457	04/2010	BARNETT et al.			
	7,708,017	05/2010	DAVIDSON			
	7,743,767	06/2010	GING et al.			
	7,762,259	07/2010	GUNARATNAM			
	7,775,209	08/2010	BIENER et al.			
	7,779,832	08/2010	HO			
	7,798,144	09/2010	KWOK et al.			
	7,814,911	10/2010	BORDEWICK et al.			
	7,819,119	10/2010	HO			
	7,827,990	11/2010	MELIDIS et al.			
	7,841,345	11/2010	GUNEY et al.			
	7,856,980	12/2010	LANG et al.			
	7,856,982	12/2010	MATULA, JR. et al.			
	7,874,293	01/2011	GUNARATNAM et al.			
	7,878,199	02/2011	GING et al.			
	7,900,631	03/2011	PERSSON			
	7,900,635	03/2011	GUNARATNAM et al.			
	7,931,024	04/2011	HO et al.			
	7,958,893	06/2011	LITHGOW et al.			
	7,967,013	06/2011	GING et al.			
	7,967,014	06/2011	HEIDMANN et al.			
	7,971,590	07/2011	FRATER et al.			
	7,992,559	08/2011	LANG et al.			
	7,997,267	08/2011	GING et al.			

*Examiner	Date Considered
-----------	-----------------

Examiner: Initial if reference considered, whether or not citation is in conformance with MPEP 609; draw line through citation if not in conformance and not considered. Include a copy of this form with next communication to applicant.

ALL REFERENCES CONSIDERED EXCEPT WHERE LINED THROUGH. /LB/

**INFORMATION DISCLOSURE
CITATION**

ATTY. DOCKET NO.

SERIAL NO.

4398-1328

13/834,189

APPLICANT

D'SOUZA et al.

(Use several sheets if necessary)

FILING DATE

TC/A.U.

March 15, 2013

3763

U.S. PATENT DOCUMENTS

*EXAMINER INITIAL	DOCUMENT NUMBER	DATE	NAME	CLASS	SUBCLASS	FILING DATE IF APPROPRIATE
	8,042,538	10/2011	GING et al.			
	8,042,541	10/2011	AMARASINGHE et al.			
	8,042,542	10/2011	GING et al.			
	8,042,546	10/2011	GUNARATNAM et al.			
	8,051,850	11/2011	KWOK et al.			
	8,091,553	01/2012	BORDEWICK et al.			
	8,136,524	03/2012	GING et al.			
	8,136,525	03/2012	LUBKE et al.			
	8,186,352	05/2012	GUNARATNAM et al.			
	8,210,180	07/2012	GUNARATNAM			
	8,220,459	07/2012	DAVIDSON et al.			
	8,297,283	10/2012	HITCHCOCK et al.			
	8,397,728	03/2013	D'SOUZA et al.			
	US 13/870,678	04/2013	KWOK et al.			
	H397	01/1988	STARK			
	US 2001/0020474	09/2001	HECKER et al.			
	US 2002/0020416	02/2002	NAMEY			
	US 2002/0029780	03/2002	FRATER et al.			
	US 2002/0046755	04/2002	DEVOSS			
	US 2002/0066452	06/2002	KESSLER et al.			
	US 2002/0069872	06/2002	GRADON et al.			
	US 2002/0124849	09/2002	BILLETTE de VILLEMEUR			
	US 2002/0143296	10/2002	RUSO			
	US 2002/0157673	10/2002	KESSLER et al.			
	US 2002/0174868	11/2002	KWOK et al.			
	US 2003/0019495	01/2003	PALKON et al.			
	US 2003/0062048	04/2003	GRADON et al.			
	US 2003/0089373	05/2003	GRADON et al.			
	US 2003/0168063	09/2003	GAMBONE et al.			
	US 2003/0196656	10/2003	MOORE et al.			
	US 2003/0196658	10/2003	GING et al.			
	US 2004/0025883	02/2004	EATON et al.			
	US 2004/0094157	05/2004	DANTANARAYANA et al.			
	US 2004/0106891	06/2004	LANGAN et al.			
	US 2004/0111104	06/2004	SCHEIN et al.			
	US 2004/0112384	06/2004	LITHGOW et al.			
	US 2004/0112385	06/2004	DREW et al.			
	US 2004/0118406	06/2004	LITHGOW et al.			

*Examiner

Date Considered

Examiner: Initial if reference considered, whether or not citation is in conformance with MPEP 609; draw line through citation if not in conformance and not considered. Include a copy of this form with next communication to applicant

ALL REFERENCES CONSIDERED EXCEPT WHERE LINED THROUGH. /LB/

Form PTO/SB-0820 (Also PTO/SB/08A)

**INFORMATION DISCLOSURE
CITATION**

ATTY. DOCKET NO.

SERIAL NO.

4398-1328

13/834,189

APPLICANT

D'SOUZA et al.

(Use several sheets if necessary)

FILING DATE

TC/A.U.

March 15, 2013

3763

U.S. PATENT DOCUMENTS

*EXAMINER INITIAL	DOCUMENT NUMBER	DATE	NAME	CLASS	SUBCLASS	FILING DATE IF APPROPRIATE
	US 2004/0127856	07/2004	JOHNSON			
	US 2004/0177850	09/2004	GRADON et al.			
	US 2004/0182398	09/2004	SPRINKLE et al.			
	US 2004/0211428	10/2004	JONES			
	US 2004/0226566	11/2004	GUNARATNAM et al.			
	US 2005/0051171	03/2005	BOOTH			
	US 2005/0051176	03/2005	RIGGINS			
	US 2005/0056286	03/2005	HUDDART et al.			
	US 2005/0061326	03/2005	PAYNE, JR.			
	US 2005/0098183	05/2005	NASH et al.			
	US 2005/0150495	07/2005	RITTNER et al.			
	US 2005/0155604	07/2005	GING et al.			
	US 2005/0211252	09/2005	LANG et al.			
	US 2005/0241644	11/2005	GUNARATNAM et al.			
	US 2006/0076017	04/2006	WALKER et al.			
	US 2006/0118117	06/2006	BERTHON-JONES et al.			
	US 2006/0124131	06/2006	CHANDRAN et al.			
	US 2006/0137690	06/2006	GUNARATNAM et al.			
	US 2006/0174887	08/2006	CHANDRAN et al.			
	US 2006/0207597	09/2006	WRIGHT			
	US 2006/0213520	09/2006	FRATER et al.			
	US 2006/0219246	10/2006	DENNIS			
	US 2006/0254593	11/2006	CHANG			
	US 2006/0272646	12/2006	HO et al.			
	US 2006/0283461	12/2006	LUBKE et al.			
	US 2007/0044804	03/2007	MATULA, JR. et al.			
	US 2007/0137653	06/2007	WOOD			
	US 2007/0144525	06/2007	DAVIDSON et al.			
	US 2007/0215161	09/2007	FRATER et al.			
	US 2007/0221226	09/2007	HANSEN et al.			
	US 2007/0272249	11/2007	CHANDRAN et al.			
	US 2007/0282272	12/2007	BANNON et al.			
	US 2008/0004573	01/2008	KAUFMANN et al.			
	US 2008/0006277	01/2008	WORBOYS et al.			
	US 2008/0047560	02/2008	VELISS et al.			
	US 2008/0060649	03/2008	VELISS et al.			
	US 2008/0065022	03/2008	KYVIK et al.			
	US 2008/0110464	05/2008	DAVIDSON et al.			

*Examiner

Date Considered

Examiner: Initial if reference considered, whether or not citation is in conformance with MPEP 609; draw line through citation if not in conformance and not considered. Include a copy of this form with next communication to applicant.

ALL REFERENCES CONSIDERED EXCEPT WHERE LINED THROUGH. /LB/

Form PTO/SB-0820 (Also PTO/SB/08A)

**INFORMATION DISCLOSURE
CITATION**

ATTY. DOCKET NO.

SERIAL NO.

4398-1328

13/834,189

APPLICANT

D'SOUZA et al.

(Use several sheets if necessary)

FILING DATE

TC/A.U.

March 15, 2013

3763

U.S. PATENT DOCUMENTS

*EXAMINER INITIAL	DOCUMENT NUMBER	DATE	NAME	CLASS	SUBCLASS	FILING DATE IF APPROPRIATE
	US 2008/0110469	05/2008	WEINBERG			
	US 2008/0178875	07/2008	HENRY			
	US 2008/0178886	07/2008	LIEBERMAN et al.			
	US 2008/0200880	08/2008	KYVIK et al.			
	US 2008/0257354	10/2008	DAVIDSON et al.			
	US 2008/0302365	12/2008	COHEN et al.			
	US 2008/0314389	12/2008	THOMAS et al.			
	US 2009/0044808	02/2009	GUNEY et al.			
	US 2009/0050156	02/2009	NG et al.			
	US 2009/0126739	05/2009	NG et al.			
	US 2009/0139526	06/2009	MELIDIS et al.			
	US 2009/0139527	06/2009	NG et al.			
	US 2009/0173343	07/2009	OMURA et al.			
	US 2009/0217929	09/2009	KWOK et al.			
	US 2009/0223518	09/2009	KWOK et al.			
	US 2009/0223521	09/2009	HOWARD et al.			
	US 2010/0000534	01/2010	KOOIJ et al.			
	US 2010/0000543	01/2010	BERTHON-JONES et al.			
	US 2010/0018534	01/2010	VELISS et al.			
	US 2010/0089401	04/2010	LANG et al.			
	US 2010/0132717	06/2010	DAVIDSON et al.			
	US 2010/0192955	08/2010	BIENER et al.			
	US 2010/0282265	11/2010	MELIDIS et al.			
	US 2010/0300447	12/2010	BIENER et al.			
	US 2011/0030692	02/2011	JONES et al.			
	US 2011/0056497	03/2011	SCHEINER et al.			
	US 2011/0220110	09/2011	FRATER et al.			
	US 2011/0220114	09/2011	LITHGOW et al.			
	US 2011/0226254	09/2011	LANG et al.			
	US 2011/0259337	10/2011	HITCHCOCK et al.			
	US 2012/0138063	06/2012	EVES et al.			
	US 2012/0174928	07/2012	RAJE et al.			
	US 2012/0266886	10/2012	DAVIDSON et al.			
	US 2013/0037033	04/2013	HITCHCOCK et al.			
	US 2013/0081628	04/2013	DAVIDSON et al.			
	US 2013/0081629	04/2013	DAVIDSON et al.			
	US 2013/0081630	04/2013	DAVIDSON et al.			
	US 2013/0081631	04/2013	DAVIDSON et al.			

*Examiner

Date Considered

Examiner: Initial if reference considered, whether or not citation is in conformance with MPEP 609; draw line through citation if not in conformance and not considered. Include a copy of this form with next communication to applicant.

ALL REFERENCES CONSIDERED EXCEPT WHERE LINED THROUGH. /LB/

Form PTO/SB-0820 (Also PTO/SB/08A)

**INFORMATION DISCLOSURE
CITATION**

ATTY. DOCKET NO.

SERIAL NO.

4398-1328

13/834,189

APPLICANT

D'SOUZA et al.

(Use several sheets if necessary)

FILING DATE

TC/A.U.

March 15, 2013

3763

U.S. PATENT DOCUMENTS

*EXAMINER INITIAL	DOCUMENT NUMBER	DATE	NAME	CLASS	SUBCLASS	FILING DATE IF APPROPRIATE
	US 2013/0081632	04/2013	DAVIDSON et al.			
	US 2013/0086795	04/2013	DAVIDSON et al.			
	US 2013/0086796	04/2013	DAVIDSON et al.			
	US 2013/0087147	04/2013	DAVIDSON et al.			
	US 2013/0087148	04/2013	DAVIDSON et al.			
	US 2013/0087149	04/2013	DAVIDSON et al.			
	US 2013/0092168	04/2013	DAVIDSON et al.			
	US 2013/0092170	04/2013	DAVIDSON et al.			
	D156,060	11/1949	WADE			
	D161,337	12/1950	HILL			
	D188,084	05/1960	GARELICK			
	D231,803	06/1974	HUDDY			
	D248,497	07/1978	SLOSEK			
	D250,131	10/1978	LEWIS et al.			
	D262,322	12/1981	MIZERAK			
	D285,496	09/1986	BERMAN			
	D289,238	04/1987	ARTHUR, JR.			
	D293,613	01/1988	WINGLER			
	D304,384	10/1989	DEROBERT			
	D310,431	09/1990	BELLM			
	D313,277	12/1990	HAINING			
	D323,908	02/1992	HOLLISTER et al.			
	D333,015	02/1993	FARMER et al.			
	D334,633	04/1993	RUDOLPH			
	D335,322	05/1993	JONES			
	D349,586	08/1994	HANDKE			
	D362,061	09/1995	McGINNIS et al.			
	D377,089	12/1996	STARR et al.			
	D385,960	11/1997	RUDOLPH			
	D389,238	01/1998	KIRK, III et al.			
	D398,987	09/1998	COTNER et al.			
	D402,755	12/1998	KWOK			
	D412,745	08/1999	SCHEU			
	D419,658	01/2000	MATCHETT et al.			
	D421,298	02/2000	KENYON et al.			
	D423,096	04/2000	KWOK			
	D428,987	08/2000	KWOK			
	D439,326	03/2001	HECKER et al.			

*Examiner

Date Considered

Examiner: Initial if reference considered, whether or not citation is in conformance with MPEP 609; draw line through citation if not in conformance and not considered. Include a copy of this form with next communication to applicant.

ALL REFERENCES CONSIDERED EXCEPT WHERE LINED THROUGH. /LB/

**INFORMATION DISCLOSURE
CITATION**

ATTY. DOCKET NO.

SERIAL NO.

4398-1328

13/834,189

APPLICANT

D'SOUZA et al.

(Use several sheets if necessary)

FILING DATE

TC/A.U.

March 15, 2013

3763

U.S. PATENT DOCUMENTS

*EXAMINER INITIAL	DOCUMENT NUMBER	DATE	NAME	CLASS	SUBCLASS	FILING DATE IF APPROPRIATE
	D443,355	06/2001	GUNARATNAM et al.			
	D468,823	01/2003	SMART			
	D484,237	12/2003	LANG et al.			
	D485,905	01/2004	MOORE et al.			
	D492,992	07/2004	GUNEY et al.			
	D493,521	07/2004	GUNEY			
	D550,836	09/2007	CHANDRAN et al.			
	D552,733	10/2007	CRISCUOLO et al.			
	RE 24,193	08/1956	EMERSON			
	RE 35,339	10/1996	RAPOPORT			
	RE 36,165	03/1999	BEHR			

FOREIGN PATENT DOCUMENTS

DOCUMENT	DATE	COUNTRY	CLASS	SUBCLASS	TRANSLATION YES NO
AU 91/77110	11/1991	AUSTRALIA			
AU 94/64816	12/1994	AUSTRALIA			
AU 95/16178	07/1995	AUSTRALIA			
AU 94/59430	10/1995	AUSTRALIA			
AU 95/32914	02/1996	AUSTRALIA			
AU 96/51130	10/1996	AUSTRALIA			
AU 97/41018	04/1998	AUSTRALIA			
AU 98/89312	01/1999	AUSTRALIA			
AU 2005100738	11/2005	AUSTRALIA			
CA 618807	04/1961	CANADA			
CA 623129	07/1961	CANADA			
CA 1039144	09/1978	CANADA			
CN 1219883	06/1999	CHINA			ABSTRACT
CN 2464353	12/2001	CHINA			ABSTRACT
CN 1735439	02/2006	CHINA			ABSTRACT
DD 146 688	01/1981	EAST GERMANY			X
DD 159 396	03/1983	EAST GERMANY			ABSTRACT X
EP 0 054 154	06/1982	EUROPE			
EP 0 252 052	01/1988	EUROPE			
EP 0 264 772	04/1988	EUROPE			
EP 0 288 937	11/1988	EUROPE			
EP 0 334 555	09/1989	EUROPE			
EP 0 386 605	09/1990	EUROPE			X
EP 0 427 474	05/1991	EUROPE			
EP 0 462 701	12/1991	EUROPE			

*Examiner

Date Considered

Examiner: Initial if reference considered, whether or not citation is in conformance with MPEP 609; draw line through citation if not in conformance and not considered. Include a copy of this form with next communication to applicant.

Form PTO/ER-A820 (Also PTO/SB/08a)

ALL REFERENCES CONSIDERED EXCEPT WHERE LINED THROUGH. /LB/

Receipt date: 06/13/2013

PTO/SB/08a

Sheet 23 of 34

INFORMATION DISCLOSURE
CITATION

ATTY. DOCKET NO.

SERIAL NO.

4398-1328

13/834,189

APPLICANT

D'SOUZA et al.

(Use several sheets if necessary)

FILING DATE

TC/A.U.

March 15, 2013

3763

FOREIGN PATENT DOCUMENTS

						TRANSLATION	
DOCUMENT	DATE	COUNTRY	CLASS	SUBCLASS	YES	NO	
EP 0 466 960	01/1992	EUROPE					
EP 0 303 090 B1	04/1992	EUROPE					
EP 0 549 299	06/1993	EUROPE					
EP 0 602 424	06/1994	EUROPE			X		
EP 0 608 684	08/1994	EUROPE					
EP 0 658 356	06/1995	EUROPE					
EP 0 697 225	02/1996	EUROPE			X		
EP 0 178 925 A2	04/1996	EUROPE					
EP 0 747 078	12/1996	EUROPE					
EP 0 776 679	06/1997	EUROPE					
EP 0 821 978	02/1998	EUROPE					
EP 0 853 962	07/1998	EUROPE					
EP 1 099 452	05/2001	EUROPE			X		
EP 1 118 346	07/2001	EUROPE			X		
EP 1 163 923	12/2001	EUROPE					
EP 1 205 205	05/2002	EUROPE			X		
EP 1 258 266	11/2002	EUROPE					
EP 1 334 742	08/2003	EUROPE					
EP 1 356 841	10/2003	EUROPE					
EP 1 356 843	10/2003	EUROPE					
EP 1 360 971	11/2003	EUROPE					
EP 1 481 702	12/2004	EUROPE					
EP 2 471 566	07/2012	EUROPE					
EP 2 471 567	07/2012	EUROPE					
FR 780018	04/1935	FRANCE			X		
FR 2 574 657	06/1986	FRANCE			X		
FR 2 658 725	08/1991	FRANCE			X		
FR 2 720 280	12/1995	FRANCE			X		
FR 2 749 176	12/1997	FRANCE			X		
FR 2 823 122	10/2002	FRANCE			X		
DE 185 017	05/1907	GERMANY					X
DE 284 800	11/1913	GERMANY					X
DE 459 104	04/1928	GERMANY			X		
DE 701 690	01/1941	GERMANY			X		
DE 30 11 900	10/1980	GERMANY			X		
DE 30 15 279	10/1981	GERMANY			X		
DE 31 49 449	10/1982	GERMANY			X		
DE 33 45 067	06/1984	GERMANY					ABSTRACT

*Examiner

Date Considered

Examiner: Initial if reference considered, whether or not citation is in conformance with MPEP 609; draw line through citation if not in conformance and not considered. Include a copy of this form with next communication to applicant.

Form PTO/EP-A520 (Also PTO/SB/08A)

ALL REFERENCES CONSIDERED EXCEPT WHERE LINED THROUGH. /LB/

**INFORMATION DISCLOSURE
CITATION**

ATTY. DOCKET NO.

SERIAL NO.

4398-1328

13/834,189

APPLICANT

D'SOUZA et al.

(Use several sheets if necessary)

FILING DATE

TC/A.U.

March 15, 2013

3763

FOREIGN PATENT DOCUMENTS

						TRANSLATION	
DOCUMENT	DATE	COUNTRY	CLASS	SUBCLASS		YES	NO
DE 37 07 952	03/1987	GERMANY				X	
DE 35 37 507	04/1987	GERMANY				X	
DE 35 39 073	05/1987	GERMANY				X	
DE 37 19 009	12/1988	GERMANY				X	
DE 39 27 038	02/1991	GERMANY				X	
DE 40 04 157	04/1991	GERMANY				X	
DE 42 12 259	01/1993	GERMANY				X	
DE 42 33 448	04/1993	GERMANY				X	
DE 43 43 205	06/1995	GERMANY				X	
DE 195 48 380	07/1996	GERMANY				X	
DE 196 03 949	08/1997	GERMANY				X	
DE 297 15 718	10/1997	GERMANY					X
DE 197 35 359	01/1998	GERMANY				X	
DE 297 23 101	07/1998	GERMANY				X	
DE 197 03 526	08/1998	GERMANY				X	
DE 298 10 846	08/1998	GERMANY				ABSTRACT	
DE 198 17 332	01/1999	GERMANY				X	
DE 198 07 961	08/1999	GERMANY				X	
DE 198 08 105	09/1999	GERMANY				X	
DE 198 40 760	03/2000	GERMANY				X	
DE 200 05 346	05/2000	GERMANY				X	
DE 299 23 141	05/2000	GERMANY					X
DE 200 17 940	02/2001	GERMANY				X	
DE 199 44 242	03/2001	GERMANY				X	
DE 199 54 517	06/2001	GERMANY				X	
DE 199 62 515	07/2001	GERMANY				X	
DE 100 02 571	07/2001	GERMANY				X	
DE 100 45 183	05/2002	GERMANY				X	
DE 102 13 905	10/2002	GERMANY				X	
DE 10 2004 055 433	11/2004	GERMANY				X	
DE 103 31 837	01/2005	GERMANY				X	
DE 20 2004 018 108	02/2005	GERMANY				X	
DE 103 38 169	03/2005	GERMANY				X	
GB 532 214	01/1941	GREAT BRITAIN					
GB 649 689	01/1951	GREAT BRITAIN					
GB 823 887	11/1959	GREAT BRITAIN					
GB 880 942	10/1961	GREAT BRITAIN					
GB 1 395 391	05/1975	GREAT BRITAIN					

*Examiner

Date Considered

Examiner: Initial if reference considered, whether or not citation is in conformance with MPEP 609; draw line through citation if not in conformance and not considered. Include a copy of this form with next communication to applicant.

Form PTO-FR-A820 (Also PTO/SB/08A)

ALL REFERENCES CONSIDERED EXCEPT WHERE LINED THROUGH. /LB/

INFORMATION DISCLOSURE
CITATION

ATTY. DOCKET NO.

SERIAL NO.

4398-1328

13/834,189

APPLICANT

D'SOUZA et al.

(Use several sheets if necessary)

FILING DATE

TC/A.U.

March 15, 2013

3763

FOREIGN PATENT DOCUMENTS

						TRANSLATION	
DOCUMENT	DATE	COUNTRY	CLASS	SUBCLASS		YES	NO
GB 1 467 828	03/1977	GREAT BRITAIN					
GB 2 145 335	03/1985	GREAT BRITAIN					
GB 2 147 506	05/1985	GREAT BRITAIN					
GB 2 164 569	03/1986	GREAT BRITAIN					
GB 2 176 404	12/1986	GREAT BRITAIN					
GB 2 186 801	08/1987	GREAT BRITAIN					
GB 2 267 648	12/1993	GREAT BRITAIN					
GB 2 368 533	05/2002	GREAT BRITAIN					
GB 2 385 533	05/2003	GREAT BRITAIN					
JP S39-13991	07/1964	JAPAN				PARTIAL	
JP S51-142793	11/1976	JAPAN					X
JP H03-007173	01/1991	JAPAN				ABSTRACT	
JP H09-216240	08/1997	JAPAN				ABSTRACT	
JP H11-000397	01/1999	JAPAN				ABSTRACT	
JP H11-104256	04/1999	JAPAN				ABSTRACT	
JP H11-508159	07/1999	JAPAN				ABSTRACT	
JP 2000-279520	10/2000	JAPAN				ABSTRACT	
JP 2000-325481	11/2000	JAPAN				ABSTRACT	
JP 2000-515784	11/2000	JAPAN				ABSTRACT	
JP 2002-028240	04/2002	JAPAN				ABSTRACT	
JP 2002-543943	12/2002	JAPAN				ABSTRACT	
JP 2003-175106	06/2003	JAPAN				ABSTRACT	
JP 2003-535657	12/2003	JAPAN				ABSTRACT	
JP 2004-000570	01/2004	JAPAN				ABSTRACT	
JP 2005-337371	12/2005	JAPAN				ABSTRACT	
JP 3802872	07/2006	JAPAN				ABSTRACT	
JP 2008-501438	01/2008	JAPAN				ABSTRACT	
WO 80/01044	05/1980	PCT					
WO 82/03548	10/1982	PCT					
WO 86/06969	12/1986	PCT					
WO 87/01950	04/1987	PCT					
WO 91/03277	03/1991	PCT				ABSTRACT	
WO 92/15353	09/1992	PCT					
WO 92/20392	11/1992	PCT					
WO 92/20395	11/1992	PCT				ABSTRACT	
WO 93/01854	02/1993	PCT					
WO 93/24169	12/1993	PCT					
WO 94/02190	02/1994	PCT				ABSTRACT	

*Examiner

Date Considered

Examiner: Initial if reference considered, whether or not citation is in conformance with MPEP 809; draw line through citation if not in conformance and not considered. Include a copy of this form with next communication to applicant.

Form PTO-FB-A820 (Also PTO/SB/08A)

ALL REFERENCES CONSIDERED EXCEPT WHERE LINED THROUGH. /LB/

INFORMATION DISCLOSURE CITATION	ATTY. DOCKET NO.	SERIAL NO.
	4398-1328	13/834,189
(Use several sheets if necessary)	APPLICANT	
	D'SOUZA et al.	
	FILING DATE	TC/A.U.
	March 15, 2013	3763

FOREIGN PATENT DOCUMENTS

DOCUMENT	DATE	COUNTRY	CLASS	SUBCLASS	TRANSLATION	
					YES	NO
WO 94/16759	08/1994	PCT				
WO 94/20051	09/1994	PCT				
WO 95/02428	01/1995	PCT			ABSTRACT	
WO 96/17643	06/1996	PCT				
WO 96/25983	08/1996	PCT				
WO 96/28207	09/1996	PCT			ABSTRACT	
WO 96/39206	12/1996	PCT				
WO 97/07847	03/1997	PCT				
WO 97/09090	03/1997	PCT				
WO 97/41911	11/1997	PCT				
WO 98/03145	01/1998	PCT				
WO 98/04310	02/1998	PCT				
WO 98/11930	03/1998	PCT				
WO 98/12965	04/1998	PCT				
WO 98/18514	05/1998	PCT				
WO 98/23305	06/1998	PCT				
WO 98/24499	06/1998	PCT				
WO 98/26829	06/1998	PCT				
WO 98/26830	06/1998	PCT				
WO 98/34665	08/1998	PCT				
WO 98/48878	11/1998	PCT			ABSTRACT	
WO 99/16327	04/1999	PCT				
WO 99/25410	05/1999	PCT				
WO 99/43375	09/1999	PCT			ABSTRACT	
WO 99/58181	11/1999	PCT				
WO 99/61088	12/1999	PCT				
WO 99/65554	12/1999	PCT			ABSTRACT	
WO 00/20072	04/2000	PCT				
WO 00/21600	04/2000	PCT				
WO 00/35525	06/2000	PCT				
WO 00/38772	07/2000	PCT				
WO 00/50121	08/2000	PCT				
WO 00/57942	10/2000	PCT				
WO 00/72905	12/2000	PCT				
WO 00/74758	12/2000	PCT				
WO 00/76568	12/2000	PCT				
WO 00/78381	12/2000	PCT				
WO 00/78384	12/2000	PCT				

*Examiner

Date Considered

Examiner: Initial if reference considered, whether or not citation is in conformance with MPEP 609; draw line through citation if not in conformance and not considered. Include a copy of this form with next communication to applicant.

ALL REFERENCES CONSIDERED EXCEPT WHERE LINED THROUGH. /LB/

Form PTO/E6-A820 (Also PTO/SB/08A)

INFORMATION DISCLOSURE CITATION	ATTY. DOCKET NO.	SERIAL NO.
	4398-1328	13/834,189
	APPLICANT	
	D'SOUZA et al.	
(Use several sheets if necessary)	FILING DATE	TC/A.U.
	March 15, 2013	3763

FOREIGN PATENT DOCUMENTS

						TRANSLATION	
DOCUMENT	DATE	COUNTRY	CLASS	SUBCLASS		YES	NO
WO 01/62326	08/2001	PCT				ABSTRACT	
WO 01/95965	12/2001	PCT					
WO 01/97892	12/2001	PCT					
WO 01/97893	12/2001	PCT					
WO 02/32491	04/2002	PCT				ABSTRACT	
WO 02/38221	05/2002	PCT					
WO 02/45784	06/2002	PCT					
WO 03/005931	01/2003	PCT					
WO 03/059427	07/2003	PCT				ABSTRACT	
WO 03/082406	10/2003	PCT					
WO 03/090827	11/2003	PCT					
WO 03/105921	12/2003	PCT				ABSTRACT	
WO 2004/007010	01/2004	PCT					
WO 2004/022144	03/2004	PCT					
WO 2004/022145	03/2004	PCT					
WO 2004/022146	03/2004	PCT					
WO 2004/022147	03/2004	PCT					
WO 2004/041342	05/2004	PCT					
WO 2004/073778	09/2004	PCT					
WO 2004/078228	09/2004	PCT					
WO 2004/078230	09/2004	PCT					
WO 2004/096332	11/2004	PCT					
WO 2005/002656	01/2005	PCT					
WO 2005/018523	03/2005	PCT					
WO 2005/021075	03/2005	PCT					
WO 2005/028010	03/2005	PCT					
WO 2005/053781	06/2005	PCT					
WO 2005/063326	07/2005	PCT					
WO 2005/063328	07/2005	PCT					
WO 2005/086943	09/2005	PCT					
WO 2005/094928	10/2005	PCT					
WO 2005/099801	10/2005	PCT					
WO 2005/110220	11/2005	PCT					
WO 2005/118040	12/2005	PCT					
WO 2005/123166	12/2005	PCT					
WO 2006/000046	01/2006	PCT					
WO 2006/014630	02/2006	PCT					
WO 2006/052653	05/2006	PCT					

*Examiner

Date Considered

Examiner: Initial if reference considered, whether or not citation is in conformance with MPEP 609; draw line through citation if not in conformance and not considered. Include a copy of this form with next communication to applicant.

Form PTO-FB-A820 (Also PTO/SB/08a)

ALL REFERENCES CONSIDERED EXCEPT WHERE LINED THROUGH. /LB/

**INFORMATION DISCLOSURE
CITATION**

ATTY. DOCKET NO.

SERIAL NO.

4398-1328

13/834,189

APPLICANT

D'SOUZA et al.

(Use several sheets if necessary)

FILING DATE

TC/A.U.

March 15, 2013

3763

FOREIGN PATENT DOCUMENTS

						TRANSLATION	
DOCUMENT	DATE	COUNTRY	CLASS	SUBCLASS		YES	NO
WO 2006/069345	06/2006	PCT					
WO 2006/069415	07/2006	PCT					
WO 2006/074513	07/2006	PCT					
WO 2006/074515	07/2006	PCT					
WO 2006/074516	07/2006	PCT					
WO 2006/099658	09/2006	PCT					
WO 2006/102707	10/2006	PCT					
WO 2006/130903	12/2006	PCT					
WO 2006/138416	12/2006	PCT					
WO 2007/009182	01/2007	PCT					
WO 2007/041751	04/2007	PCT					
WO 2007/041786	04/2007	PCT					
WO 2007/045008	04/2007	PCT					
WO 2007/048174	05/2007	PCT					
WO 2007/053878	05/2007	PCT					
WO 2007/143772	12/2007	PCT					
WO 2007/143792	12/2007	PCT					
WO 2007/145534	12/2007	PCT					
WO 2008/011682	01/2008	PCT					
WO 2008/011683	01/2008	PCT					
WO 2008/040050	04/2008	PCT					
WO 2008/070929	06/2008	PCT					
WO 2009/026627	03/2009	PCT					
WO 2009/052560	04/2009	PCT					
WO 2009/062265	05/2009	PCT					
WO 2009/108994	09/2009	PCT					
WO 2009/108995	09/2009	PCT					
WO 2009/109004	09/2009	PCT					
WO 2010/028425	03/2010	PCT					
WO 2010/066004	06/2010	PCT					
WO 2011/060479	05/2011	PCT					
WO 2013/057647	04/2013	PCT					
WO 2013/061260	05/2013	PCT					

*EXAMINER
INITIAL**OTHER DOCUMENTS (including Author, Title, Date, Pertinent pages, etc.)**

Adam J. Singer MD et al. "The Cyanoacrylate Topical Skin Adhesives," American Journal of Emergency Medicine, Vol. 26, 2008, pages 490-496

*Examiner

Date Considered

Examiner: Initial if reference considered, whether or not citation is in conformance with MPEP 609; draw line through citation if not in conformance and not considered. Include a copy of this form with next communication to applicant.

ALL REFERENCES CONSIDERED EXCEPT WHERE LINED THROUGH. 7/LB/

Form PTO/SB-0820 (Also PTO/SB/08A)

Receipt date: 06/13/2013

PTO/SB/08a

Sheet 29 of 34

INFORMATION DISCLOSURE CITATION	ATTY. DOCKET NO.	SERIAL NO.
	4398-1328	13/834,189
(Use several sheets if necessary)	APPLICANT	
	D'SOUZA et al.	
	FILING DATE	TC/A.U.
	March 15, 2013	3763

*EXAMINER
INITIAL**OTHER DOCUMENTS (including Author, Title, Date, Pertinent pages, etc.)**

	Australian Appln. No. 2005253641 – Examiner's First Report, dated April 20, 2010
	Australian Appln. No. 2005253641 – Examiner's Report, dated August 18, 2011
	Australian Appln. No. 2006206040 – Examination Report, dated June 27, 2012
	Australian Appln. No. 2009221630 – Examination Report, dated March 21, 2013
	Australian Appln. No. 2010251884 – Examination Report, dated July 27, 2012
	Chinese Appln. No. 200480011911.9 – Office Action (w/English translation), dated June 24, 2010
	Chinese Appln. No. 200580020203.6 – Office Action (w/English translation), dated June 1, 2010
	Chinese Appln. No. 200580020203.6 – Office Action (w/English translation), dated July 6, 2011
	Chinese Appln. No. 200580020203.6 – Office Action (w/English translation), dated December 23, 2011
	Chinese Appln. No. 200580020203.6 – Office Action (w/English translation), dated April 18, 2012
	Chinese Appln. No. 200680002169.4 – Office Action (w/English translation), dated March 23, 2010
	Chinese Appln. No. 200680002169.4 – Third Office Action (w/English translation), dated November 11, 2010
	Chinese Appln. No. 200810109270.0 – Office Action (w/English translation), dated October 19, 2011
	Chinese Appln. No. 200810109270.0 – Office Action (w/English translation), dated June 27, 2012
	Chinese Appln. No. 200910223650.1 – Office Action (w/English translation), dated March 29, 2012
	Chinese Appln. No. 200980116004.3 – Office Action (w/English translation), dated December 24, 2012
	Chinese Appln. No. 201010000226.3 – Office Action (w/English translation), dated April 26, 2012
	Chinese Appln. No. 201010517066.X – Office Action (w/English translation), dated November 10, 2011
	ComfortLite™, Respironics, http://comfortlite.respironics.com , before applicants' filing date
	ComfortLite™ 2, Respironics, http://comfortlite2.respironics.com , before applicants' filing date
	"Ear Loop Face Mask", before applicants' filing date
	European Appln. No. EP 01944732.5 – Office Action, dated November 27, 2009
	European Appln. No. EP 02714190.2 – Search Report, dated July 11, 2006
	European Appln. No. EP 03793493.2 – Supplementary Search Report, dated December 2, 2009
	European Appln. No. EP 03793493.2 – Office Action, dated March 18, 2011
	European Appln. No. EP 03810331.3 – Supplementary Search Report, dated December 18, 2009
	European Appln. No. EP 04730413.4 – Supplementary Search Report, dated September 29, 2009
	European Appln. No. EP 04802114.1 – Supplementary Search Report, dated May 7, 2009
	European Appln. No. EP 04802133.1 – Supplementary Search Report, dated September 8, 2009
	European Appln. No. EP 04802133.1 – Office Action, dated December 22, 2009
	European Appln. No. EP 05746824.1 – Supplementary Search Report, dated December 17, 2009
	European Appln. No. EP 05749447.8 – Supplementary Search Report, dated December 8, 2009
	European Appln. No. EP 06704287.9 – Supplementary Search Report, dated October 6, 2009
	European Appln. No. EP 06704287.9 – Office Action, dated July 18, 2011
	European Appln. No. EP 07784697.0 – Search Report, dated July 27, 2009

*Examiner

Date Considered

Examiner: Initial if reference considered, whether or not citation is in conformance with MPEP 609; draw line through citation if not in conformance and not considered. Include a copy of this form with next communication to applicant.

ALL REFERENCES CONSIDERED EXCEPT WHERE LINED THROUGH. /LB/

Form PTO/EP-6820 (Also PTO/SB/08A)

Receipt date: 06/13/2013

PTO/SB/08a

Sheet 30 of 34

INFORMATION DISCLOSURE CITATION	ATTY. DOCKET NO.	SERIAL NO.
	4398-1328	13/834,189
	APPLICANT	
	D'SOUZA et al.	
(Use several sheets if necessary)	FILING DATE	TC/A.U.
	March 15, 2013	3763

*EXAMINER
INITIAL

OTHER DOCUMENTS (including Author, Title, Date, Pertinent pages, etc.)

	European Appln. No. EP 07845378.4 – Search Report, dated December 1, 2009
	European Appln. No. EP 08154854.7 – Extended Search Report, dated November 27, 2008
	European Appln. No. EP 08154854.7 – Examination Report, dated July 1, 2011
	European Appln. No. EP 08161249.1 – Extended Search Report, dated March 19, 2009
	European Appln. No. EP 08161868.8 – Search Report, dated September 23, 2008
	European Appln. No. EP 09003544.5 – Search Report, dated June 2, 2009
	European Appln. No. EP 09161984.1 – Extended Search Report, dated September 3, 2009
	European Appln. No. EP 09178736.6 – Search Report, dated April 19, 2010
	European Appln. No. EP 10181516.5 – Search Report, dated June 13, 2012
	European Appln. No. EP 10182015.7 – Search Report, dated June 15, 2012
	European Appln. No. EP 11174401.7 – Search Report, dated October 20, 2011
	European Appln. No. EP 11174407.4 – Extended Search Report, dated October 20, 2011
	European Appln. No. EP 12154923.2 – Extended Search Report, dated June 1, 2012
	European Appln. No. EP 12154926.5 – Extended Search Report, dated June 6, 2012
	European Appln. No. EP 12165749.8 – Extended Search Report, dated October 10, 2012
	European Appln. No. EP 12165751.4 – Extended Search Report, dated October 8, 2012
	Fisher and Paykel Col. – Product Family – http://www.fphcare.com/osa/products.asp/ , before applicants' filing date
	German Patent No. 101 51 984 - Decision from Opposition hearing by Weinmann (w/English translation), dated December 6, 2007
	Hans Rudolph, Inc. – Mask Products – http://www.rudolphkc.com/products.php?category=MASKS , before applicants' filing date
	"If You Hate CPAP! You Need CPAP Pro @," www.cpapro.com , before applicants' filing date
	Japanese Appln. No. 2003-537718 – Office Action (w/English translation), dated October 7, 2008
	Japanese Appln. No. 2003-559587 – Office Action (w/English translation), dated March 17, 2009
	Japanese Appln. No. 2005-004072 – Office Action (w/English translation), dated September 24, 2009
	Japanese Appln. No. 2005-337371 – Reasons for Rejection (w/English translation), dated February 22, 2011
	Japanese Appln. No. 2005-337371 – Final Office Action (w/English translation), dated January 31, 2012
	Japanese Appln. No. 2006-504029 – Office Action (w/English translation), dated November 10, 2009
	Japanese Appln. No. 2006-545843 – Notice of Reasons for Rejection (w/English translation), dated June 7, 2011
	Japanese Appln. No. 2007-515732 – Office Action (w/English translation), dated August 24, 2010
	Japanese Appln. No. 2007-515732 – Office Action (w/English translation), dated August 16, 2011
	Japanese Appln. No. 2007-515732 – Office Action (w/English translation), dated June 12, 2012
	Japanese Appln. No. 2007-550636 – Office Action (w/English translation), dated March 18, 2011
	Japanese Appln. No. 2007-550636 – Office Action (w/English translation), dated March 21, 2012
	Japanese Appln. No. 2007-550636 – Notice of Allowance, dated July 10, 2012
	Japanese Appln. No. 2009-140433 – Office Action (w/English translation), dated August 20, 2011

*Examiner

Date Considered

Examiner: Initial if reference considered, whether or not citation is in conformance with MPEP 609; draw line through citation if not in conformance and not considered. Include a copy of this form with next communication to applicant.

ALL REFERENCES CONSIDERED EXCEPT WHERE LINED THROUGH. /LB/

Form PTO/SB-0820 (Also PTO/SB/08A)

INFORMATION DISCLOSURE CITATION	ATTY. DOCKET NO.	SERIAL NO.
	4398-1328	13/834,189
(Use several sheets if necessary)	APPLICANT	
	D'SOUZA et al.	
	FILING DATE	TC/A.U.
	March 15, 2013	3763

*EXAMINER
INITIAL

OTHER DOCUMENTS (including Author, Title, Date, Pertinent pages, etc.)

	Japanese Appln. No. 2009-140433 – Notice of Allowance, dated September 4, 2012
	Japanese Appln. No. 2010-195597 – Office Action (w/English translation), dated June 12, 2012
	Japanese Appln. No. 2010-214485 - Office Action (w/English translation), dated June 12, 2012
	Japanese Appln. No. 2010-268127 – Notice of Reasons for Rejection (w/English translation), dated July 10, 2012
	Japanese Appln. No. 2010-548986 – Notice of Reasons for Rejection (w/English translation), dated April 16, 2013
	Japanese Appln. No. 2011-038110 – Office Action (w/English translation), dated August 14, 2012
	Japanese Appln. No. S52-164619 – English translation of Figure 1, December 1977
	Joel W. Beam, "Tissue Adhesives for Simple Traumatic Lacerations," Journal of Athletic Training, 2008, Vol. 43, No. 2, pages 222-224
	JP 11-000397A Machine Translation, provided by the Japanese Patent Office, January 6, 2009, full document
	Laurent Brochard, "PRESSURE SUPPORT VENTILATION," Chapter 9, Part IV – Conventional Methods of Ventilator Support, pgs. 239-257, 1994
	Mask 1 Photographs, Respiroics Inc., Reusable Full Mask (small) Part #452033 Lot #951108, before applicants' filing date
	Mask 2 Photographs, Puritan - Bennett, Adam Curcuit, Shell Part #231700, Swivel Part #616329-00, Pillows (medium) Part #616324, before applicants' filing date
	Mask 3 Photographs, DeVilbiss Healthcare Inc., Devilbiss Seal-Ring and CPAP Mask Kit (medium), Part #73510-669, before applicants' filing date
	Mask 4 Photographs, Respiroics Inc., Monarch Mini Mask with Pressure Port, Part #572004, Monarch Headgear, Part #572011, before applicants' filing date
	Mask 5 Photographs, Healthdyne Technologies, Nasal CPAP Mask (medium narrow), Part #702510, before applicants' filing date
	Mask 6 Photographs, Healthdyne Technologies, Soft Series Nasal CPAP Mask, Part #702020, before applicants' filing date
	Mask 7 Photographs, DeVilbiss Healthcare Inc., Small Mask and Seal Rings, Part #73510-668, before applicants' filing date
	Mask 8 Photographs, Respiroics Inc., Reusable Contour Mask (medium), Part #302180, before applicants' filing date
	Mask 9 Photographs, Healthdyne Technologies, Healthdyne Large Headgear, before applicants' filing date
	Mask 10 Photographs, Respiroics Inc., Soft Cap (medium), Part #302142, before applicants' filing date
	Mask 11 Photographs, Weinmann: Hamburg, Nasal maskensystem mit Schalldämpfer (medium), Part #WN 23105, before applicants' filing date
	Mask 12 Photographs, Life Care, before applicants' filing date
	Mask 13 Photographs, Healthdyne Technologies, before applicants' filing date
	Mask 14 Photographs, King System, before applicants' filing date
	Mask 15 Photographs, Respiroics Inc., Pediatric Mask, before applicants' filing date
	Mask 16 Photographs, Hans Rudolph Inc., Hans Rudolph Silicone Rubber Face Mask/8900, before applicants' filing date
	McPherson et al., "RESPIRATORY THERAPY EQUIPMENT," Chapter 8, Third Edition, Introduction to Ventilators, pgs. 230-253, 1985
	Merriam-Webster Online Dictionary definition of moveable from the 14th century, before applicants' filing date

*Examiner

Date Considered

Examiner: Initial if reference considered, whether or not citation is in conformance with MPEP 609; draw line through citation if not in conformance and not considered. Include a copy of this form with next communication to applicant.

ALL REFERENCES CONSIDERED EXCEPT WHERE LINED THROUGH. /LB/

INFORMATION DISCLOSURE CITATION	ATTY. DOCKET NO.	SERIAL NO.
	4398-1328	13/834,189
(Use several sheets if necessary)	APPLICANT	
	D'SOUZA et al.	
	FILING DATE	TC/A.U.
	March 15, 2013	3763

*EXAMINER INITIAL	OTHER DOCUMENTS (including Author, Title, Date, Pertinent pages, etc.)
	Nelcor Puritan Bennett, "There are a Lot of Noses Out There," dated 1995, pages 1-12.
	New Zealand Appln. No. 2003275762 - Examiner's Report No. 3, dated November 18, 2009
	New Zealand Appln. No. 539836 - Examination Report, dated August 25, 2005
	New Zealand Appln. No. 564877 - Examination Report, dated December 2, 2009
	New Zealand Appln. No. 567375 - Examination Report, dated November 17, 2009
	New Zealand Appln. No. 587344 - Examination Report, dated January 19, 2012
	New Zealand Appln. No. 587344 - Examination Report, dated August 3, 2012
	New Zealand Appln. No. 587820 - Examination Report, dated September 13, 2010
	New Zealand Appln. No. 597552 - Examination Report, dated January 19, 2012
	New Zealand Appln. No. 597689 - Examination Report, dated January 25, 2012
	New Zealand Appln. No. 607032 - Examination Report, dated February 18, 2013
	PCT/AU2003/001163 - International Search Report, dated November 4, 2003
	PCT/AU2003/001471 - International Search Report, dated February 12, 2004
	PCT/AU2004/000563 - International Search Report, dated June 23, 2004
	PCT/AU2004/001760 - International Search Report, dated January 12, 2005
	PCT/AU2004/001760 - International Preliminary Report on Patentability, dated July 3, 2006
	PCT/AU2004/001813 - International Search Report, dated March 7, 2005
	PCT/AU2004/001813 - International Preliminary Report on Patentability, dated July 3, 2006
	PCT/AU2004/001832 - International Search Report, dated March 24, 2005
	PCT/AU2004/001832 - International Preliminary Report on Patentability, dated July 3, 2006
	PCT/AU2005/000803 - International Search Report, dated June 30, 2005
	PCT/AU2005/000850 - International Search Report, dated August 12, 2005
	PCT/AU2005/000850 - International Preliminary Report on Patentability, dated December 20, 2006
	PCT/AU2006/000032 - International Search Report, dated May 15, 2006
	PCT/AU2006/000032 - International Preliminary Report on Patentability, dated July 17, 2007
	PCT/AU2006/000770 - International Search Report, dated August 3, 2006
	PCT/AU2006/001570 - International Search Report, dated January 5, 2007
	PCT/AU2007/001051 - International Search Report, dated November 5, 2007
	PCT/AU2007/001052 - International Search Report, dated October 9, 2007
	PCT/AU2007/001456 - International Search Report, dated December 12, 2007
	PCT/AU2007/001936 - International Search Report, dated March 4, 2008
	PCT/AU2009/000240 - International Search Report, dated May 21, 2009
	PCT/AU2009/000241 - International Search Report, dated May 18, 2009
	PCT/AU2009/000262 - International Search Report, dated June 9, 2009
	PCT/AU2009/001102 - International Search Report, dated December 11, 2009

*Examiner	Date Considered
-----------	-----------------

Examiner: Initial if reference considered, whether or not citation is in conformance with MPEP 609; draw line through citation if not in conformance and not considered. Include a copy of this form with next communication to applicant.

ALL REFERENCES CONSIDERED EXCEPT WHERE LINED THROUGH. /LB/

INFORMATION DISCLOSURE CITATION	ATTY. DOCKET NO.	SERIAL NO.
	4398-1328	13/834,189
	APPLICANT	
	D'SOUZA et al.	
(Use several sheets if necessary)	FILING DATE	TC/A.U.
	March 15, 2013	3763

*EXAMINER
INITIAL

OTHER DOCUMENTS (including Author, Title, Date, Pertinent pages, etc.)

	PCT/AU2009/001144 – International Search Report, dated December 8, 2009
	PCT/AU2010/000657 – International Search Report, dated September 9, 2010
	9 photographs of Weinmann mask, WM 23122, 1991
	Photograph of Weinmann mask, acquired prior to 1998
	4 additional photographs of Weinmann mask, currently considered before applicants' filing date
	Product Brochure for ResMed "Sullivan® Mirage™ - The Mirage is Real. A Perfect Fit-First Time," ©1997 ResMed Limited, 4 pages
	Product Brochure for ResMed "Sullivan® Mirage™ - The Mirage is Real. A Perfect Fit-First Time," ©1998 ResMed Limited, 4 pages
	ResCare, "Introducing The Sullivan Bubble Mask System - Series 3," 4 pages, currently considered before Applicant's filing date.
	ResCare, "The Sullivan - APD 2 Nasal CPAP System," 10 pages, currently considered before Applicant's filing date.
	ResCare, "The Sullivan Mask System," 2 pages, currently considered before Applicant's filing date
	ResCare, "Sullivan Nasal CPAP Products – Mask Systems Handbook," September 1993
	ResMed, "Mask Frames," retrieved from www.resmed.com/maskframes/mask.htm , 2 pages, captured January 4, 1997.
	ResMed, "Modular Mask Components," retrieved from http://www.resmed.com/products/standards.htm , 3 pages, captured December 15, 2000
	ResMed, "Nasal Cushions," retrieved from www.resmed.com/cushions/cushions.htm , captured January 4, 1997.
	ResMed, "ResMed Origins," pages 1-64, currently considered before Applicant's filing date.
	ResMed, "Sullivan Comfort Bi-level System Operating Manual," dated 2000, pages 1-26.
	ResMed Co. – Mask Products – http://resmed.com/portal/site/ResMedUS/index.jsp? , before applicants' filing date
	ResMed Ltd., "Improving patient compliance with The ResMed Range of Mask Systems The Ultimate Interface for CPAP treatment," before applicants' filing date, 4 pages
	Respironics Co. – Mask Family – http://masksfamily.respironics.com/ , before Applicant's filing date
	SNAPP NASAL INTERFACE, Tiara Medical Systems, Inc. – http://tiaramed.com/asp_shops/shopdisplayproducts.asp?id=109&cat=SNAPP%2A+Nasal+Interface , before applicants' filing date
	"Somnomask" brochure, 1999 along with various invoices relating to the "Somnomask"
	Somnotron CPAP-Great WM 2300 Instruction Manual, Weinmann Hamburg, 1991, 11 pages
	Subbu Venkatraman et al., "Review Skin Adhesives and Skin Adhesion 1. Transdermal Drug Delivery Systems," Biomaterials, Vol. 19, 1998, pages 1119-1136
	The ResMed Range of Mask Systems, product brochure, November 1995, 4 pages
	Unsolicited email from Elson Silva, PhD, dated 3/28/08, "Requesting IDS of US 6,766,817 for patents on fluids moving on porosity by Unsaturated Hydraulic Flow," (email provided in both HTML and plain text format)
	US Appln. No. 12/083,779 – Office Action including PTO-892 listings, dated February 17, 2012
	US Appln. No. 12/083,779 – Office Action including PTO-892 listings, dated September 28, 2012
	US Appln. No. 13/745,077 – Office Action including PTO-892 listings, dated April 10, 2013
	US Appln. No. 13/747,701 – Office Action including PTO-892 listings, dated April 8, 2013

*Examiner

Date Considered

Examiner: Initial if reference considered, whether or not citation is in conformance with MPEP 609; draw line through citation if not in conformance and not considered. Include a copy of this form with next communication to applicant

ALL REFERENCES CONSIDERED EXCEPT WHERE LINED THROUGH. /LB/

INFORMATION DISCLOSURE CITATION	ATTY. DOCKET NO.	SERIAL NO.
	4398-1328	13/834,189
(Use several sheets if necessary)	APPLICANT	
	D'SOUZA et al.	
	FILING DATE	TC/A.U.
	March 15, 2013	3763

*EXAMINER
INITIAL**OTHER DOCUMENTS (including Author, Title, Date, Pertinent pages, etc.)**

	US Appln. No. 13/747,772 – Office Action including PTO-892 listings, dated April , 2013
	US Provisional Appln. No. 60/424,686, filed November 8, 2002 (expired)
	US Provisional Appln. No. 60/483,622, filed July 1, 2003 (expired)
	US Provisional Appln. No. 60/533,214, filed December 31, 2003 (expired)
	US Provisional Appln. No. 60/634,802, filed December 10, 2004 (expired)
	US Provisional Appln. No. 60/643,121, filed January 12, 2005 (expired)
	US Provisional Appln. No. 60/645,672, filed January 21, 2005 (expired)
	US Provisional Appln. No. 60/795,615, filed April 28, 2006 (expired)
	US Provisional Appln. No. 60/833,841, filed July 28, 2006 (expired)
	US Provisional Appln. No. 60/835,442, filed August 4, 2006 (expired)
	US Provisional Appln. No. 60/852,649, filed October 19, 2006 (expired)
	US Provisional Appln. No. 60/874,968, filed December 15, 2006 (expired)
	US Provisional Appln. No. 60/907,856, filed April 19, 2007 (expired)
	US Provisional Appln. No. 60/924,241, filed May 4, 2007 (expired)
	US Provisional Appln. No. 60/929,393, filed June 25, 2007 (expired)
	US Provisional Appln. No. 60/935,179, filed July 30, 2007 (expired)
	US Provisional Appln. No. 60/935,336, filed August 8, 2007 (expired)
	US Provisional Appln. No. 60/996,160, filed November 5, 2007 (expired)
	US Provisional Appln. No. 61/006,409, filed January 11, 2008 (expired)
	US Provisional Appln. No. 61/064,818, filed March 28, 2008 (expired)
	US Provisional Appln. No. 61/071,512, filed May 2, 2008 (expired)
	US Provisional Appln. No. 61/213,326, filed May 29, 2009 (expired)
	US Provisional Appln. No. 61/222,711, filed July 2, 2009 (expired)
	US Provisional Appln. No. 61/263,175, filed November 20, 2009 (expired)
	US Provisional Appln. No. 61/272,162, filed August 25, 2009 (expired)
	US Provisional Appln. No. 61/272,250, filed September 4, 2009 (expired)
	Webster's New World Dictionary, Third College Edition 1988, definition for engaged and flexible, before applicants' filing date
	Webster's Third New International Dictionary, 1993, Dictionary definition for adjustable, bendable, and mild steel, before applicants' filing date

*Examiner

/Laura Bouchelle/

Date Considered

02/21/2014

Examiner: Initial if reference considered, whether or not citation is in conformance with MPEP 609; draw line through citation if not in conformance and not considered. Include a copy of this form with next communication to applicant.

ALL REFERENCES CONSIDERED EXCEPT WHERE LINED THROUGH. /LB/

Form PTO-SB-8820 (Also PTO/SB/08A)

EAST Search History

EAST Search History (Prior Art)

Ref #	Hits	Search Query	DBs	Default Operator	Plurals	Time Stamp
S1	1	"13834189"	US- PGPUB; USPAT; USOCR; EPO; JPO	OR	OFF	2014/02/13 14:26
S2	3	"11989137"	US- PGPUB; USPAT; USOCR; EPO; JPO	OR	OFF	2014/02/13 14:30
S3	23	("20010020474" "20020108613" "20030075180" "20040134497" "6412487" "6823869").PN. OR ("8397728").URPN.	US- PGPUB; USPAT; USOCR	OR	OFF	2014/02/13 14:33
S4	150910	("20060260614" "20090126739" "20090139527" "20100108072" "5921239" "6039044" "6412487" "6631718" "7000614" "7861715" "8096301").PN"	US- PGPUB; USPAT; USOCR	OR	OFF	2014/02/13 14:39
S5	328	("20060260614" "20090126739" "20090139527" "20100108072" "5921239" "6039044" "6412487" "6631718" "7000614" "7861715" "8096301").PN."	US- PGPUB; USPAT; USOCR	OR	OFF	2014/02/13 14:39
S6	482	("0781516" "0812706" "1081745" "1192186" "1653572" "1926027" "20030019496" "20030034034" "20030062048" "20030089373" "20030221691" "20040045550" "20040045551" "20040177850" "2123353" "2245969" "2248477" "2254854" "2276612" "2317608" "2371965" "2376871" "2415846" "2438058" "2578621" "2590006" "2931356" "2939458" "3013556" "3182659" "3189027" "3193624" "3238943" "3315674" "3330273" "3362420" "3363833" "3521630" "3556122" "3580051" "3700000" "3720235" "3750333" "3752157" "3779164" "3796216" "3830230" "4077404" "4120302" "4167185" "4226234" "4245632" "4304229" "4328797" "4347205" "4354488" "4402316" "4412537" "4467799" "4522639" "4558710" "4616647" "4622964" "4655213" "4665570" "4671271" "4677975" "4677977" "4739755" "4770169" "4774941"	US- PGPUB; USPAT; USOCR	OR	OFF	2014/02/13 15:55


		"4782832" "4799477" "4807617" "4809692" "4819629" "4821713" "4841953" "4848334" "4848366" "4907584" "4910806" "4919128" "4938210" "4938212" "4941467" "4944310" "4971051" "4986269" "4989596" "4989599" "5003633" "5005568" "5005571" "5027809" "5038776" "5042473" "5042478" "5046200" "5062421" "5063922" "5069205" "5109839" "5109840" "5121745" "5133347" "5140980" "5140982" "5159938" "5178138" "5220699" "5224474" "5231983" "5233978" "5243971" "5245995" "5265595" "5279289" "5280784" "5311862" "5322057" "5322059").PN. OR ("5343878" "5357951" "5372130" "5388571" "5404871" "5419318" "5429126" "5429683" "5431158" "5438981" "5441046" "5465712" "5477852" "5479920" "5481763" "5488948" "5492116" "5501214" "5509404" "5517986" "5538000" "5538001" "5540223" "5542128" "5546936" "5558090" "5560354" "5570682" "5570689" "5592938" "5608647" "5642730" "5647355" "5647357" "5649532" "5649533" "5655520" "5655527" "5657493" "5657752" "5662101" "5666946" "5676133" "5685296" "5687715" "5715814" "5724965" "5746201" "5794617" "5813423" "5832918" "5909732" "5921239" "5937851" "6044844" "6082360" "6098205" "6112746" "6119693" "6123071" "6152137" "6196223" "6257237" "6341606" "6357441" "6374826" "6397847" "6412487" "6463931" "6520182" "6532961" "6557556" "6561191" "6581594" "6595214" "6679261" "6691707" "6691708" "D188084" "D231803" "D236033" "D239469" "D250131" "D262322" "D285496" "D293613" "D300473" "D302746" "D310431" "D322318" "D323908" "D333015" "D334633" "D340317" "D362061" "D377089" "D378610" "D382341" "D402755" "D420128" "D423096" "D428139" "D428987" "D430663" "D439326" "D440302" "D443355" "D457622" "D458365" "D459800" "D464427" "D468421" "D468823" "D484237" "D486907" "D492992" "D495797" "H000397" "RE35339").PN. OR ("2002/0108613" "2004/0134497" "2006/0201514" "6412487" "7000614" "7100610" "D430663" "D493221" "D498530" "D516715").URPN.				
S7	1200	(128/206.24,206.21,206.28).CCLS.	USPAT; USOCR	OR	OFF	2014/02/13 16:04
S8	1042	(d24/110.1,110.4,110.5).CCLS.	USPAT;	OR	OFF	2014/02/13

EAST Search History

			USOCR			16:04
S9	175	S6 and cushion	US- PGPUB; USPAT; USOCR; EPO; JPO	OR	OFF	2014/02/13 16:05
S10	1	"13434919"	US- PGPUB; USPAT; USOCR; EPO; JPO	OR	OFF	2014/02/17 11:48

2/ 21/ 2014 10:58:20 AM

C:\Users\lbouchelle\Documents\EAST\Workspaces\13834189.wsp

<i>Index of Claims</i> 	Application/Control No. 13834189	Applicant(s)/Patent Under Reexamination D'SOUZA ET AL.
	Examiner LAURA BOUCHELLE	Art Unit 3763


✓	Rejected
=	Allowed

-	Cancelled
÷	Restricted

N	Non-Elected
I	Interference

A	Appeal
O	Objected

<input type="checkbox"/> Claims renumbered in the same order as presented by applicant		<input type="checkbox"/> CPA	<input type="checkbox"/> T.D.	<input type="checkbox"/> R.1.47					
CLAIM		DATE							
Final	Original	02/21/2014							
	1	-							
	2	-							
	3	-							
	4	-							
	5	-							
	6	-							
	7	-							
	8	-							
	9	-							
	10	-							
	11	-							
	12	-							
	13	-							
	14	-							
	15	-							
	16	-							
	17	-							
	18	-							
	19	-							
	20	-							
	21	-							
	22	-							
	23	-							
	24	-							
	25	-							
	26	-							
	27	-							
	28	-							
	29	-							
	30	✓							
	31	✓							
	32	✓							
	33	✓							
	34	✓							
	35	-							
	36	-							

<i>Index of Claims</i> 	Application/Control No. 13834189	Applicant(s)/Patent Under Reexamination D'SOUZA ET AL.
	Examiner LAURA BOUCHELLE	Art Unit 3763


✓	Rejected
=	Allowed

-	Cancelled
÷	Restricted

N	Non-Elected
I	Interference

A	Appeal
O	Objected

<input type="checkbox"/> Claims renumbered in the same order as presented by applicant		<input type="checkbox"/> CPA		<input type="checkbox"/> T.D.		<input type="checkbox"/> R.1.47			
CLAIM		DATE							
Final	Original	02/21/2014							
	37	-							
	38	-							

Search Notes 	Application/Control No. 13834189	Applicant(s)/Patent Under Reexamination D'SOUZA ET AL.
	Examiner LAURA BOUCHELLE	Art Unit 3763

CPC- SEARCHED		
Symbol	Date	Examiner

CPC COMBINATION SETS - SEARCHED		
Symbol	Date	Examiner

US CLASSIFICATION SEARCHED			
Class	Subclass	Date	Examiner
128	206.21, 206.24, 206.28	2/21/14	LAB
D24	110.1, 110.4, 110.5	2/21/14	LAB

SEARCH NOTES		
Search Notes	Date	Examiner
search history for parent 11/989137 updated	2/21/14	LAB

INTERFERENCE SEARCH			
US Class/ CPC Symbol	US Subclass / CPC Group	Date	Examiner

--	--

Receipt date: 03/15/2013

IN THE UNITED STATES PATENT AND TRADEMARK OFFICE

In re Patent Application of
D'SOUZA et al.
Appln. No. 13/unassigned
Continuation of 11/989,137

Conf. No.: TBA
Atty. Ref.: PTB-4398-1328
Art Unit: TBA

Filed: Herewith

Examiner: TBA

For: CUSHION TO FRAME ASSEMBLY MECHANISM

* * * * *

March 15, 2013

Commissioner for Patents
P.O. Box 1450
Alexandria, VA 22313-1450

INFORMATION DISCLOSURE STATEMENT

Sir:

Listed on accompanying Form PTO/SB/08a is information that may be considered material to the examination of this application, in compliance with the duty of disclosure requirements of 37 C.F.R. §§ 1.56, 1.97 and 1.98.

This statement should not be construed as a representation that a search has been made, or that information more material to the examination of the present patent application does not exist. The Examiner is specifically requested not to rely solely on the material submitted herewith. At least one of the boxes below applies to the present application:

1. ☒ This Information Disclosure Statement is being filed within three months of the U.S. filing date OR before the mailing date of a first Office Action on the merits. No statement under 37 C.F.R. § 1.97(e) or fee is required.

a. ☐ Contingent Request to Treat Under 37 C.F.R. § 1.97(c)

In the event a first Office Action has been mailed prior to filing of the present Information Disclosure Statement and the Office Action was mailed

ALL REFERENCES CONSIDERED EXCEPT WHERE LINED THROUGH. /LB/

2113438

Receipt date 03/15/2013
Appln. No. 13/unassigned
Continuation of 11/989,137
March 15, 2013

more than three months since the filing of the application (for regular applications not including CPAs or RCEs), the Office is requested to treat the present paper as a submission under 37 C.F.R. § 1.97(c) and charge the undersigned's Deposit Account No. 14-1140 for the fee required by 37 C.F.R. § 1.17(p). The present paper is submitted in duplicate for this purpose.

b. ☐ Contingent Request to Treat Under 37 C.F.R. § 1.97(e)(1)

In the event a first Office Action has been mailed prior to the filing of the present Information Disclosure Statement, and the Office Action was mailed more than three months since the filing of the application (for regular applications not including CPAs or RCEs), the Office is requested to treat the present paper as a submission under 37 C.F.R. § 1.97(e)(1) in that the undersigned hereby states that each item of information contained in this Information Disclosure Statement was first cited in any communication from a foreign patent office in a counterpart foreign application not more than three months prior to the filing of this Information Disclosure Statement. 37 C.F.R. § 1.97(e)(1).

b.1. ☐ Patent Term Adjustment

I hereby certify that each item of information was cited in a communication from a foreign patent office in a counterpart application and that this communication was not received by any individual designated in Section 1.56(c) more than 30 days prior to the filing of the Information Disclosure Statement. 37 C.F.R. § 1.704(d).

c. ☐ Contingent Request to Treat Under 37 C.F.R. § 1.97(e)(2)

In the event a first Office Action has been mailed prior to the filing of the present Information Disclosure Statement, and the Office Action was mailed more than three months since the filing of the application (for

Receipt date 03/15/2013
Appln. No. 13/unassigned
Continuation of 11/989,137
March 15, 2013

regular applications not including CPAs or RCEs), the Office is requested to treat the present paper as a submission under 37 C.F.R. § 1.97(e)(2) in that the undersigned hereby states that no item of information in this Information Disclosure Statement was cited in a communication from a foreign patent office in a counterpart foreign application, and, to my knowledge after making reasonable inquiry, no item of information contained in this Information Disclosure Statement was known to any individual designated in 37 C.F.R. § 1.56(c) more than three months prior to the filing of this Information Disclosure Statement. 37 C.F.R. § 1.97(e)(2).

2. ☐ This Information Disclosure Statement is being filed more than three months after the U.S. filing date AND after the mailing date of the first Office Action on the merits, but before the mailing date of a Final Rejection or Notice of Allowance.

a. ☐ I hereby state that each item of information contained in this Information Disclosure Statement was first cited in any communication from a foreign patent office in a counterpart foreign application not more than three months prior to the filing of this Information Disclosure Statement. 37 C.F.R. § 1.97(e)(1). Contingent Request Under 37 C.F.R. § 1.97(d). In the event a Notice of Allowance or a Final Rejection has been mailed prior to filing this Information Disclosure Statement, the Office is authorized to treat this as a submission under 37 C.F.R. 1.97(d) and charge the undersigned's Deposit Account No. 14-1140 for the fee required by 37 C.F.R. § 1.17(p). The present paper is submitted in duplicate for this purpose.

a.1. ☐ Patent Term Adjustment

I hereby certify that each item of information was cited in a communication from a foreign patent office in a counterpart application and that this communication was not received by any

ALL REFERENCES CONSIDERED³ EXCEPT WHERE LINED THROUGH. /LB/
2113438

Receipt date 03/15/2013
Appln. No. 13/unassigned
Continuation of 11/989,137
March 15, 2013

individual designated in Section 1.56(c) more than 30 days prior to the filing of the Information Disclosure Statement. 37 C.F.R. §1.704(d).

b. ☐ I hereby state that no item of information in this Information Disclosure Statement was cited in a communication from a foreign patent office in a counterpart foreign application, and, to my knowledge after making reasonable inquiry, no item of information contained in this Information Disclosure Statement was known to any individual designated in 37 C.F.R. § 1.56(c) more than three months prior to the filing of this Information Disclosure Statement. 37 C.F.R. § 1.97(e)(2).

c. ☐ Our credit card authorization for payment of the \$180.00 fee under 37 C.F.R. § 1.17(p) is provided.

d. Attached is our check in the amount of \$ in payment of the fee under 37 C.F.R. § 1.17(p).

3. ☐ This Information Disclosure Statement is being filed more than three months after the U.S. filing date and after the mailing date of a Final Rejection or Notice of Allowance, but before payment of the Issue Fee 37 C.F.R. § 1.97(d). It is hereby requested that the Information Disclosure Statement be considered. Attached is our check in the amount of \$ in payment of the fee under 37 C.F.R. § 1.17(i).

a. ☐ I hereby state that each item of information contained in this Information Disclosure Statement was first cited in any communication from a foreign patent office in a counterpart foreign application not more than three months prior to the filing of this Information Disclosure Statement. 37 C.F.R. § 1.97(e)(1).

a.1. ☐ Patent Term Adjustment

I hereby certify that each item of information was cited in a communication from a foreign patent office in a counterpart application and that this communication was not received by any

ALL REFERENCES CONSIDERED EXCEPT WHERE LINED THROUGH. /LB/

individual designated in Section 1.56(c) more than 30 days prior to the filing of the Information Disclosure Statement. 37 C.F.R. §1.704(d).

b. ☐ I hereby state that no item of information in this Information Disclosure Statement was cited in a communication from a foreign patent office in a counterpart foreign application, and, to my knowledge after making reasonable inquiry, no item of information contained in this Information Disclosure Statement was known to any individual designated in 37 C.F.R. § 1.56(c) more than three months prior to the filing of this Information Disclosure Statement. 37 C.F.R. § 1.97(e)(2).

4. ☐ Relevance of the non-English language document(s) is discussed in the present specification.

5. ☐ The document(s) was/were cited in a corresponding foreign application. An English language version of the foreign search report or official action is attached for the Examiner's information. See MPEP § 609.

a. ☐ U.S. Patent No. is indicated in the foreign search report or Official Action as being in the same patent family and/or the English-language equivalent of listed on the attached foreign search report.

6. ☐ A concise explanation of the relevance of the non-English language document(s) appears below:

7. ☐ The "foreign patent documents" or "other documents" were cited by the Examiner or submitted by the Applicant in Application No., filed, which is relied upon for an earlier filing date under 35 U.S.C. § 120. Thus, copies of these documents are not attached. 37 C.F.R. § 1.98(d).

8. ☐ The publication date (e.g., month or year) of at least one of the listed documents is not available. For each document in this category, the Office is requested to assume that the year of publication of each listed document is earlier than the effective U.S. filing date and/or any foreign priority date.

Receipt date: 03/15/2013
PTO/SB/08a
Appln. No. 13/unassigned
Continuation of 11/989,137
March 15, 2013

9. ☐ The publication date of at least one document is listed on the attached PTO/SB/08a based on information presently available to the undersigned. However, each listed publication date should not be construed as an admission that the information was actually published on the date indicated, and the right to challenge each listed publication date is expressly reserved by Applicant(s).

It is respectfully requested that the Examiner initial and return a copy of the enclosed PTO/SB/08a , and to indicate in the official file wrapper of this patent application that the documents have been considered.

The U.S. Patent and Trademark Office is hereby authorized to charge any fee deficiency, or credit any overpayment, to our Deposit Account No. 14-1140 referencing docket number PTB-4398-1328.

Respectfully submitted,

NIXON & VANDERHYE P.C.

By: /Paul T. Bowen/
Paul T. Bowen
Reg. No. 38,009

PTB:SDJ/klh
901 North Glebe Road, 11th Floor
Arlington, VA 22203-1808
Telephone: (703) 816-4000
Facsimile: (703) 816-4100

ALL REFERENCES CONSIDERED EXCEPT WHERE LINED THROUGH. /LB/

INFORMATION DISCLOSURE CITATION

APPLICANT

FILING DATE

SERIAL NO.

GROUP

TBA

[illegible]

							TRANSLATION	
DOCUMENT			DATE	COUNTRY	CLASS	SUBCLASS	YES	NO
		EP 1 057 494 A2	12/2000	Europe				
		WO 02/11804 A2	02/2002	WIPO				
		EP 1 027 905 A2	08/2000	Europe				
		WO 97/00092 A1	01/1997	WIPO				
		WO 00/69521 A1	11/2000	WIPO				

[illegible]

*Examiner

Date Considered

02/21/2014

Examiner: Initial if reference considered, whether or not citation is in conformance with MPEP 609, draw line through citation if not in conformance and not considered. Include a copy of this form with next communication to applicant.

2113438

IN THE UNITED STATES PATENT AND TRADEMARK OFFICE

In re Patent Application of

D'SOUZA et al.

Atty. Ref.: PTB-4398-1328; Confirmation No. 7067

Appl. No. 13/834,189

Art Unit: 3763

Filed: March 15, 2013

Examiner: LAURA A BOUCHELLE

For: CUSHION TO FRAME ASSEMBLY MECHANISM

* * * * *

May 27, 2014

Commissioner for Patents
P.O. Box 1450
Alexandria, VA 22313-1450

Sir:

AMENDMENT

Responsive to the Official Action dated February 26, 2014, please amend the
above-identified application as follows:

AMENDMENTS TO THE CLAIMS:

This listing of claims will replace all prior versions, and listings, of claims in the application:

1-38 (Cancelled).

39. (New) A mask assembly for treatment of sleep disorder breathing by delivering a flow of pressurized gas to a patient, the mask assembly comprising:

a cushion adapted to form a seal by abutting a patient's face around the patient's nose and mouth, the cushion comprising a face contacting portion with a membrane that contacts the patient's face around the patient's nose and mouth and a support cushion underlying at least a portion of the membrane;

a frame integrally molded to the cushion, the frame comprising an annular wall surrounding an opening that allows fluid communication of the pressurized gas to an interior of the frame and a second wall surrounding the annular wall and connected to the cushion; and

a skeleton frame removably attached to the frame, the skeleton frame comprising an upper support member adapted to receive a forehead support, a lower frame member comprising headgear attachment locations adapted to receive clips for straps of a headgear assembly, an annular hole adapted to align with the opening, and two frame members interconnecting the upper support member and the lower frame member and forming a substantially triangular open space between the two frame members and the lower frame member, wherein

the frame is at least partially accessible through the substantially triangular space.

40. (New) The mask assembly according to claim 39, wherein two headgear attachment locations of the headgear attachment locations are disposed adjacent to and on substantially opposite lateral sides of the opening.

41. (New) The mask assembly according to claim 40, wherein the two headgear attachment locations of the headgear attachment locations are disposed substantially diametrically opposite to one another with respect to the opening.

42. (New) The mask assembly according to claim 39, wherein the frame protrudes at least partially through the triangular space.

43. (New) The mask assembly according to claim 39, wherein the skeleton frame and the frame are adapted to engage at the opening while an inlet elbow is engaged with the mask assembly.

44. (New) The mask assembly according to claim 39, wherein the skeleton frame and the frame have mutual contact points to prevent relative rotation of the frame about the opening.

45. (New) The mask assembly according to claim 39, wherein the headgear attachment locations are adapted to engage with clips attached to the straps of the headgear assembly.

46. (New) The mask assembly according to claim 39, wherein two headgear attachment locations of the headgear attachment locations are disposed adjacent to and on substantially opposite lateral sides of the opening; the frame protrudes at least partially through the triangular space; the skeleton frame and the frame are adapted to engage at the opening while an inlet elbow is engaged with the mask assembly; the skeleton frame and the frame have mutual contact points to prevent relative rotation of the frame about the opening; and the two headgear attachment locations are adapted to engage with clips attached to the straps of the headgear assembly.

47. (New) A mask assembly for treatment of sleep disorder breathing by delivering a flow of pressurized gas to a patient, the mask assembly comprising:

a cushion adapted to form a seal by abutting a patient's face around the patient's nose and mouth, the cushion comprising a face contacting portion with a membrane that contacts the patient's face around the patient's nose and mouth and a support cushion underlying at least a portion of the membrane;

a frame integrally molded to the cushion, the frame comprising an annular wall surrounding an opening that is adapted to allow fluid communication of the pressurized gas to an

interior of the frame and a second wall surrounding the annular wall and connected to the cushion;

an inlet elbow to contact the frame and to communicate the pressurized gas to the interior of the frame; and

a skeleton frame adapted to be removably engageable with the frame, the skeleton frame comprising an upper support member adapted to receive a forehead support, a lower frame member comprising headgear attachment locations adapted to engage with clips for straps of a headgear assembly, two frame members interconnecting the upper support member and the lower frame member and forming an open space between the two frame members and the lower frame member, wherein

the skeleton frame and the frame are adapted to be releasably engageable to one another at the opening, and

the frame is at least partially accessible through the open space.

48. (New) The mask assembly according to claim 47, wherein two headgear attachment locations of the headgear attachment locations are disposed adjacent to and on substantially opposite lateral sides of the opening.

49. (New) The mask assembly according to claim 48, wherein the two headgear attachment locations of the headgear attachment locations are disposed substantially diametrically opposite to one another with respect to the opening.

50. (New) The mask assembly according to claim 47, wherein the frame protrudes at least partially through the open space.

51. (New) The mask assembly according to claim 47, wherein the skeleton frame and the frame are adapted to engage at the opening while the inlet elbow is engaged with the mask assembly.

52. (New) The mask assembly according to claim 47, wherein the skeleton frame and the frame have mutual contact points to prevent relative rotation of the frame about the opening.

53. (New) The mask assembly according to claim 47, wherein the headgear attachment locations are adapted to engage with clips attached to the straps of the headgear assembly.

54. (New) The mask assembly according to claim 47, wherein two headgear attachment locations of the headgear attachment locations are disposed adjacent to and on substantially opposite lateral sides of the opening; the frame protrudes at least partially through the open space; the skeleton frame and the frame are adapted to engage at the opening while the inlet elbow is engaged with the mask assembly; the skeleton frame and the frame have mutual contact points to prevent relative rotation of the frame about the opening; and the two headgear attachment locations are adapted to engage with clips attached to the straps of the headgear assembly.

55. (New) A mask assembly for treatment of sleep disorder breathing by delivering a flow of pressurized gas to a patient, the mask assembly comprising:

- a first frame made of first material;

- a cushion connected to the first frame, the cushion being adapted to form a seal around a patient's nose and mouth and being made from a second material that is more flexible than the first material; and

- a second frame adapted to constrain the first frame, the second frame comprising an upper support member that supports a forehead support, two lower headgear clip attachments engaged with clips provided to straps of a headgear assembly, and an annular connection adapted to engage an elbow of an inlet conduit.

56. (New) The mask assembly according to claim 55, wherein the first frame and the cushion are integrally molded in one piece to provide a cushion-frame sub-assembly.

57. (New) The mask assembly according to claim 55, wherein the upper support member comprises an annular opening adapted to receive the forehead support.

58. (New) The mask assembly according to claim 55, wherein the first frame is contoured to fit over the patient's nose and mouth.

59. (New) The mask assembly according to claim 55, wherein the first frame comprises an opening that provides a flow path adapted to communicate with the inlet conduit.

60. (New) The mask assembly according to claim 55, wherein the second frame includes contact points to prevent rotation of the first frame with respect to the second frame.

61. (New) The mask assembly according to claim 55, wherein the first frame and the cushion together form a breathing chamber around the patient's nose and mouth.

62. (New) The mask assembly according to claim 55, wherein the cushion comprises a face contacting portion with a membrane that contacts a patient's face and a support cushion underlying at least a portion of the membrane.

63. (New) The mask assembly according to claim 62, wherein the support cushion is omitted at a location corresponding to a patient's chin.

64. (New) The mask assembly according to claim 55, wherein the second frame comprises an opening located between the annular connection and the upper support member, the opening providing access to the first frame.

65. (New) The mask assembly according to claim 64, wherein the second frame comprises two connecting members that connect a lower portion of the second frame to the upper support member and the opening is located between the two connecting members.

66. (New) The mask assembly according to claim 64, wherein the opening is opening is substantially triangular.

67. (New) The mask assembly according to claim 55, wherein the two lower headgear clip attachments are adjacent to and on opposite lateral sides of the annular connection.

68. (New) The mask assembly according to claim 55, wherein the first frame is releasably secured to the second frame by way of an interlocking and/or frictional fit.

69. (New) The mask assembly according to claim 55, wherein the first frame and the second frame have complementary shapes.

70. (New) The mask assembly according to claim 55, wherein the first frame and the cushion are integrally molded in one piece to provide a cushion-frame assembly,

the upper support member comprises an annular opening adapted to receive the forehead support,

the cushion is contoured to fit the patient's nose and mouth,

the first frame comprises an opening that provides a flow path adapted to communicate with the inlet conduit,

the second frame includes contact points that prevent rotation of the first frame with respect to the second frame,

the first frame and the cushion together form a breathing chamber around the patient's nose and mouth,

the cushion comprises a face contacting portion with a membrane that contacts a patient's face and a support cushion underlying at least a portion of the membrane,

the support cushion is omitted at a location corresponding to a patient's chin.

the second frame comprises an opening located between the annular connection and the upper support member, the opening providing access to the first frame,

the second frame comprises two connecting members that connect a lower portion of the second frame to the upper support member and the opening is located between the two connecting members,

the opening is opening is substantially triangular,

the two lower headgear clip attachments are adjacent to and on opposite lateral sides of the annular connection,

the first frame is releasably secured to the second frame by way of an interlocking and/or frictional fit, and

the first frame and the second frame have complementary shapes.

REMARKS

Claims 39-70 are pending in this application. By this amendment, claims 30-34 are canceled and claims 39-66 are added. Applicants respectfully request reconsideration and prompt allowance at least in light of the following remarks.

I. Claim Objection

The Office Action objects to claim 30. Claim 30 is canceled, obviating the objection.

II. 35 USC §112

The Office Action reject claims 31-34 under 35 USC §112, second paragraph. These claims are canceled, obviating the rejection.

III. 35 USC §102

The Office Action rejects claims 30, 32 and 33 under 35 USC §102(b) over Gunaratnam et al. (US 2002/0108613). These claims are canceled, obviating the rejection. The new claims are patentable over Gunaratnam.

For example, the Office Action alleges that Gunaratnam's rigid shell 160 discloses a skeleton frame. However, rigid shell 160 does not include "an upper support member adapted to receive a forehead support" or "a substantially triangular open space between the two frame members and the lower frame member" as recited in claim 39. The rigid shell 160 does not include "an upper support member adapted to receive a forehead support" and "an open space between the two frame members and the lower frame member" as recited in claim 47.

Gunaratnam also fails to disclose "a first frame" and "a second frame adapted to constrain the first frame, the second frame comprising an upper support member that supports a forehead support" as recited in claim 55.

Thus claims 39, 47 and 55 are patentable over Gunaratnam. Claims 40-46, 48-54 and 56-70 are patentable because they depend from one of claims 39, 47 and 55 and because of the additional features they recite.

IV. 35 USC §103

The Office Action rejects claims 31 and 34 under 35 USC §103(a) over Gunaratnam. These claims are canceled, obviating the rejection.

V. New Claims

New Claims 39-70 are presented for consideration.

D'SOUZA et al.
Appl. No. 13/834,189
May 27, 2014

VI. Conclusion

The Commissioner is hereby authorized to charge any deficiency, or credit any overpayment, in the fee(s) filed, or asserted to be filed, or which should have been filed herewith (or with any paper hereafter filed in this application by this firm) to our Account No. 14-1140.

Respectfully submitted,

NIXON & VANDERHYE P.C.

By: /Paul T. Bowen/
Paul T. Bowen
Reg. No. 38,009

PTB:SDJ
901 North Glebe Road, 11th Floor
Arlington, VA 22203-1808
Telephone: (703) 816-4000
Facsimile: (703) 816-4100

Electronic Patent Application Fee Transmittal				
Application Number:		13834189		
Filing Date:		15-Mar-2013		
Title of Invention:		CUSHION TO FRAME ASSEMBLY MECHANISM		
First Named Inventor/Applicant Name:		Errol Savio Alex D'SOUZA		
Filer:		Paul Thomas Bowen/Keli Hunter		
Attorney Docket Number:		PTB-4398-1328		
Filed as Large Entity				
Utility under 35 USC 111(a) Filing Fees				
Description	Fee Code	Quantity	Amount	Sub-Total in USD(\$)
Basic Filing:				
Pages:				
Claims:				
Claims in Excess of 20	1202	12	80	960
Miscellaneous-Filing:				
Petition:				
Patent-Appeals-and-Interference:				
Post-Allowance-and-Post-Issuance:				
Extension-of-Time:				

Description	Fee Code	Quantity	Amount	Sub-Total in USD(\$)
Miscellaneous:				
Total in USD (\$)				960

Electronic Acknowledgement Receipt	
EFS ID:	19137099
Application Number:	13834189
International Application Number:	
Confirmation Number:	7067
Title of Invention:	CUSHION TO FRAME ASSEMBLY MECHANISM
First Named Inventor/Applicant Name:	Errol Savio Alex D'SOUZA
Customer Number:	23117
Filer:	Paul Thomas Bowen/Keli Hunter
Filer Authorized By:	Paul Thomas Bowen
Attorney Docket Number:	PTB-4398-1328
Receipt Date:	27-MAY-2014
Filing Date:	15-MAR-2013
Time Stamp:	17:42:52
Application Type:	Utility under 35 USC 111(a)

Payment information:

Submitted with Payment	yes
Payment Type	Credit Card
Payment was successfully received in RAM	\$960
RAM confirmation Number	5560
Deposit Account	
Authorized User	

File Listing:

Document Number	Document Description	File Name	File Size(Bytes)/ Message Digest	Multi Part /.zip	Pages (if appl.)
-----------------	----------------------	-----------	-------------------------------------	------------------	------------------

1	Amendment/Req. Reconsideration-After Non-Final Reject	4398_1328_AMD.pdf	46014 0076a31c907509ab0c88bee12bfe176261 -a213	no	10
Warnings:					
Information:					
2	Fee Worksheet (SB06)	fee-info.pdf	30627 21673fdcfbc14eb63cdc9d6b536110b720d 5dcd	no	2
Warnings:					
Information:					
Total Files Size (in bytes):			76641		
<p>This Acknowledgement Receipt evidences receipt on the noted date by the USPTO of the indicated documents, characterized by the applicant, and including page counts, where applicable. It serves as evidence of receipt similar to a Post Card, as described in MPEP 503.</p> <p><u>New Applications Under 35 U.S.C. 111</u> If a new application is being filed and the application includes the necessary components for a filing date (see 37 CFR 1.53(b)-(d) and MPEP 506), a Filing Receipt (37 CFR 1.54) will be issued in due course and the date shown on this Acknowledgement Receipt will establish the filing date of the application.</p> <p><u>National Stage of an International Application under 35 U.S.C. 371</u> If a timely submission to enter the national stage of an international application is compliant with the conditions of 35 U.S.C. 371 and other applicable requirements a Form PCT/DO/EO/903 indicating acceptance of the application as a national stage submission under 35 U.S.C. 371 will be issued in addition to the Filing Receipt, in due course.</p> <p><u>New International Application Filed with the USPTO as a Receiving Office</u> If a new international application is being filed and the international application includes the necessary components for an international filing date (see PCT Article 11 and MPEP 1810), a Notification of the International Application Number and of the International Filing Date (Form PCT/RO/105) will be issued in due course, subject to prescriptions concerning national security, and the date shown on this Acknowledgement Receipt will establish the international filing date of the application.</p>					

Under the Paperwork Reduction Act of 1995, no persons are required to respond to a collection of information unless it displays a valid OMB control number.

PATENT APPLICATION FEE DETERMINATION RECORD Substitute for Form PTO-875					Application or Docket Number 13/834,189		Filing Date 03/15/2013		<input type="checkbox"/> To be Mailed	
ENTITY: <input checked="" type="checkbox"/> LARGE <input type="checkbox"/> SMALL <input type="checkbox"/> MICRO										
APPLICATION AS FILED – PART I										
(Column 1)			(Column 2)							
FOR		NUMBER FILED	NUMBER EXTRA		RATE (\$)		FEE (\$)			
<input type="checkbox"/> BASIC FEE (37 CFR 1.16(a), (b), or (c))		N/A	N/A		N/A					
<input type="checkbox"/> SEARCH FEE (37 CFR 1.16(k), (j), or (m))		N/A	N/A		N/A					
<input type="checkbox"/> EXAMINATION FEE (37 CFR 1.16(o), (p), or (q))		N/A	N/A		N/A					
TOTAL CLAIMS (37 CFR 1.16(i))		minus 20 =	*		X \$ =					
INDEPENDENT CLAIMS (37 CFR 1.16(h))		minus 3 =	*		X \$ =					
<input type="checkbox"/> APPLICATION SIZE FEE (37 CFR 1.16(s))		If the specification and drawings exceed 100 sheets of paper, the application size fee due is \$310 (\$155 for small entity) for each additional 50 sheets or fraction thereof. See 35 U.S.C. 41(a)(1)(G) and 37 CFR 1.16(s).								
<input type="checkbox"/> MULTIPLE DEPENDENT CLAIM PRESENT (37 CFR 1.16(j))										
* If the difference in column 1 is less than zero, enter "0" in column 2.					TOTAL					
APPLICATION AS AMENDED – PART II										
(Column 1)			(Column 2)			(Column 3)				
AMENDMENT	05/27/2014		CLAIMS REMAINING AFTER AMENDMENT		HIGHEST NUMBER PREVIOUSLY PAID FOR	PRESENT EXTRA	RATE (\$)		ADDITIONAL FEE (\$)	
	Total (37 CFR 1.16(v))		- 32	Minus	-- 20	= 12	X \$80 =		960	
	Independent (37 CFR 1.16(n))		- 3	Minus	--- 3	= 0	X \$420 =		0	
	<input type="checkbox"/> Application Size Fee (37 CFR 1.16(s))									
	<input type="checkbox"/> FIRST PRESENTATION OF MULTIPLE DEPENDENT CLAIM (37 CFR 1.16(j))									
							TOTAL ADD'L FEE		960	
(Column 1)			(Column 2)			(Column 3)				
AMENDMENT			CLAIMS REMAINING AFTER AMENDMENT		HIGHEST NUMBER PREVIOUSLY PAID FOR	PRESENT EXTRA	RATE (\$)		ADDITIONAL FEE (\$)	
	Total (37 CFR 1.16(v))		-	Minus	--	=	X \$ =			
	Independent (37 CFR 1.16(n))		-	Minus	---	=	X \$ =			
	<input type="checkbox"/> Application Size Fee (37 CFR 1.16(s))									
	<input type="checkbox"/> FIRST PRESENTATION OF MULTIPLE DEPENDENT CLAIM (37 CFR 1.16(j))									
							TOTAL ADD'L FEE			
<p>* If the entry in column 1 is less than the entry in column 2, write "0" in column 3.</p> <p>** If the "Highest Number Previously Paid For" IN THIS SPACE is less than 20, enter "20".</p> <p>*** If the "Highest Number Previously Paid For" IN THIS SPACE is less than 3, enter "3".</p> <p>The "Highest Number Previously Paid For" (Total or Independent) is the highest number found in the appropriate box in column 1.</p>										

This collection of information is required by 37 CFR 1.16. The information is required to obtain or retain a benefit by the public which is to file (and by the USPTO to process) an application. Confidentiality is governed by 35 U.S.C. 122 and 37 CFR 1.14. This collection is estimated to take 12 minutes to complete, including gathering, preparing, and submitting the completed application form to the USPTO. Time will vary depending upon the individual case. Any comments on the amount of time you require to complete this form and/or suggestions for reducing this burden, should be sent to the Chief Information Officer, U.S. Patent and Trademark Office, U.S. Department of Commerce, P.O. Box 1450, Alexandria, VA 22313-1450. DO NOT SEND FEES OR COMPLETED FORMS TO THIS ADDRESS. **SEND TO: Commissioner for Patents, P.O. Box 1450, Alexandria, VA 22313-1450.**

If you need assistance in completing the form, call 1-800-PTO-9199 and select option 2.



UNITED STATES PATENT AND TRADEMARK OFFICE

UNITED STATES DEPARTMENT OF COMMERCE
United States Patent and Trademark Office
Address: COMMISSIONER FOR PATENTS
P.O. Box 1450
Alexandria, Virginia 22313-1450
www.uspto.gov

NOTICE OF ALLOWANCE AND FEE(S) DUE

23117 7590 09/09/2014
NIXON & VANDERHYE, PC
901 NORTH GLEBE ROAD, 11TH FLOOR
ARLINGTON, VA 22203

EXAMINER

BOUCHELLE, LAURA A

ART UNIT

PAPER NUMBER

3763

DATE MAILED: 09/09/2014

APPLICATION NO.	FILING DATE	FIRST NAMED INVENTOR	ATTORNEY DOCKET NO.	CONFIRMATION NO.
13/834,189	03/15/2013	Errol Savio Alex D'SOUZA	PTB-4398-1328	7067

TITLE OF INVENTION: CUSHION TO FRAME ASSEMBLY MECHANISM

APPLN. TYPE	ENTITY STATUS	ISSUE FEE DUE	PUBLICATION FEE DUE	PREV. PAID ISSUE FEE	TOTAL FEE(S) DUE	DATE DUE
nonprovisional	UNDISCOUNTED	\$960	\$0	\$0	\$960	12/09/2014

THE APPLICATION IDENTIFIED ABOVE HAS BEEN EXAMINED AND IS ALLOWED FOR ISSUANCE AS A PATENT. PROSECUTION ON THE MERITS IS CLOSED. THIS NOTICE OF ALLOWANCE IS NOT A GRANT OF PATENT RIGHTS. THIS APPLICATION IS SUBJECT TO WITHDRAWAL FROM ISSUE AT THE INITIATIVE OF THE OFFICE OR UPON PETITION BY THE APPLICANT. SEE 37 CFR 1.313 AND MPEP 1308.

THE ISSUE FEE AND PUBLICATION FEE (IF REQUIRED) MUST BE PAID WITHIN THREE MONTHS FROM THE MAILING DATE OF THIS NOTICE OR THIS APPLICATION SHALL BE REGARDED AS ABANDONED. THIS STATUTORY PERIOD CANNOT BE EXTENDED. SEE 35 U.S.C. 151. THE ISSUE FEE DUE INDICATED ABOVE DOES NOT REFLECT A CREDIT FOR ANY PREVIOUSLY PAID ISSUE FEE IN THIS APPLICATION. IF AN ISSUE FEE HAS PREVIOUSLY BEEN PAID IN THIS APPLICATION (AS SHOWN ABOVE), THE RETURN OF PART B OF THIS FORM WILL BE CONSIDERED A REQUEST TO REAPPLY THE PREVIOUSLY PAID ISSUE FEE TOWARD THE ISSUE FEE NOW DUE.

HOW TO REPLY TO THIS NOTICE:

I. Review the ENTITY STATUS shown above. If the ENTITY STATUS is shown as SMALL or MICRO, verify whether entitlement to that entity status still applies.

If the ENTITY STATUS is the same as shown above, pay the TOTAL FEE(S) DUE shown above.

If the ENTITY STATUS is changed from that shown above, on PART B - FEE(S) TRANSMITTAL, complete section number 5 titled "Change in Entity Status (from status indicated above)".

For purposes of this notice, small entity fees are 1/2 the amount of undiscounted fees, and micro entity fees are 1/2 the amount of small entity fees.

II. PART B - FEE(S) TRANSMITTAL, or its equivalent, must be completed and returned to the United States Patent and Trademark Office (USPTO) with your ISSUE FEE and PUBLICATION FEE (if required). If you are charging the fee(s) to your deposit account, section "4b" of Part B - Fee(s) Transmittal should be completed and an extra copy of the form should be submitted. If an equivalent of Part B is filed, a request to reapply a previously paid issue fee must be clearly made, and delays in processing may occur due to the difficulty in recognizing the paper as an equivalent of Part B.

III. All communications regarding this application must give the application number. Please direct all communications prior to issuance to Mail Stop ISSUE FEE unless advised to the contrary.

IMPORTANT REMINDER: Utility patents issuing on applications filed on or after Dec. 12, 1980 may require payment of maintenance fees. It is patentee's responsibility to ensure timely payment of maintenance fees when due.

PART B - FEE(S) TRANSMITTAL

**Complete and send this form, together with applicable fee(s), to: Mail Mail Stop ISSUE FEE
Commissioner for Patents
P.O. Box 1450
Alexandria, Virginia 22313-1450
or Fax (571)-273-2885**

INSTRUCTIONS: This form should be used for transmitting the ISSUE FEE and PUBLICATION FEE (if required). Blocks 1 through 5 should be completed where appropriate. All further correspondence including the Patent, advance orders and notification of maintenance fees will be mailed to the current correspondence address as indicated unless corrected below or directed otherwise in Block 1, by (a) specifying a new correspondence address; and/or (b) indicating a separate "FEE ADDRESS" for maintenance fee notifications.

CURRENT CORRESPONDENCE ADDRESS (Note: Use Block 1 for any change of address)

23117 7590 09/09/2014
NIXON & VANDERHIE, PC
901 NORTH GLEBE ROAD, 11TH FLOOR
ARLINGTON, VA 22203

Note: A certificate of mailing can only be used for domestic mailings of the Fee(s) Transmittal. This certificate cannot be used for any other accompanying papers. Each additional paper, such as an assignment or formal drawing, must have its own certificate of mailing or transmission.

Certificate of Mailing or Transmission

I hereby certify that this Fee(s) Transmittal is being deposited with the United States Postal Service with sufficient postage for first class mail in an envelope addressed to the Mail Stop ISSUE FEE address above, or being facsimile transmitted to the USPTO (571) 273-2885, on the date indicated below.

(Depositor's name)
(Signature)
(Date)

APPLICATION NO.	FILING DATE	FIRST NAMED INVENTOR	ATTORNEY DOCKET NO.	CONFIRMATION NO.
13/834,189	03/15/2013	Enrol Savio Alex D'SOUZA	PTB-4398-1328	7067

TITLE OF INVENTION: CUSHION TO FRAME ASSEMBLY MECHANISM

APPLN. TYPE	ENTITY STATUS	ISSUE FEE DUE	PUBLICATION FEE DUE	PREV. PAID ISSUE FEE	TOTAL FEE(S) DUE	DATE DUE
nonprovisional	UNDISCOUNTED	\$960	\$0	\$0	\$960	12/09/2014

EXAMINER	ART UNIT	CLASS-SUBCLASS
BOUCHERELLE, LAURA A	3763	128-206240

1. Change of correspondence address or indication of "Fee Address" (37 CFR 1.563).

- ☐ Change of correspondence address (or Change of Correspondence Address form PTO/SB/122) attached.
- ☐ "Fee Address" indication (or "Fee Address" Indication form PTO/SB/47; Rev 03-02 or more recent) attached. Use of a **Customer Number** is required.

2. For printing on the patent front page, list

- (1) The names of up to 3 registered patent attorneys or agents OR, alternatively, 1 _____
- (2) The name of a single firm (having as a member a registered attorney or agent) and the names of up to 2 registered patent attorneys or agents. If no name is listed, no name will be printed. 2 _____
- 3 _____

3. ASSIGNEE NAME AND RESIDENCE DATA TO BE PRINTED ON THE PATENT (print or type)

PLEASE NOTE: Unless an assignee is identified below, no assignee data will appear on the patent. If an assignee is identified below, the document has been filed for recordation as set forth in 37 CFR 3.11. Completion of this form is NOT a substitute for filing an assignment.

(A) NAME OF ASSIGNEE

(B) RESIDENCE: (CITY and STATE OR COUNTRY)

Please check the appropriate assignee category or categories (will not be printed on the patent): ☐ Individual ☐ Corporation or other private group entity ☐ Government

4a. The following fee(s) are submitted:

- ☐ Issue Fee
- ☐ Publication Fee (No small entity discount permitted)
- ☐ Advance Order - # of Copies _____

4b. Payment of Fee(s): (Please first reapply any previously paid issue fee shown above)

- ☐ A check is enclosed.
- ☐ Payment by credit card. Form PTO-2038 is attached.
- ☐ The Director is hereby authorized to charge the required fee(s), any deficiency, or credits any overpayment, to Deposit Account Number _____ (enclose an extra copy of this form).

5. Change in Entity Status (from status indicated above)

- ☐ Applicant certifying micro entity status. See 37 CFR 1.29
- ☐ Applicant asserting small entity status. See 37 CFR 1.27
- ☐ Applicant changing to regular undiscounted fee status.

NOTE: Absent a valid certification of Micro Entity Status (see forms PTO/SB/15A and 15B), issue fee payment in the micro entity amount will not be accepted at the risk of application abandonment.

NOTE: If the application was previously under micro entity status, checking this box will be taken to be a notification of loss of entitlement to micro entity status.

NOTE: Checking this box will be taken to be a notification of loss of entitlement to small or micro entity status, as applicable.

NOTE: This form must be signed in accordance with 37 CFR 1.31 and 1.33. See 37 CFR 1.4 for signature requirements and certifications.

Authorized Signature _____

Date _____

Typed or printed name

Registration No.



UNITED STATES PATENT AND TRADEMARK OFFICE

UNITED STATES DEPARTMENT OF COMMERCE
United States Patent and Trademark Office
Address: COMMISSIONER FOR PATENTS
P.O. Box 1450
Alexandria, Virginia 22313-1450
www.uspto.gov

APPLICATION NO	FILING DATE	FIRST NAMED INVENTOR	ATTORNEY DOCKET NO.	CONFIRMATION NO
13/834,189	03/15/2013	Errol Savio Alex D'SOUZA	PTB-4398-1328	7067
23117 7590 09/09/2014 NIXON & VANDERHYE, PC 901 NORTH GLEBE ROAD, 11TH FLOOR ARLINGTON, VA 22203				
EXAMINER BOUCHELLE, LAURA A				
ART UNIT PAPER NUMBER 3763				

DATE MAILED: 09/09/2014

Determination of Patent Term Adjustment under 35 U.S.C. 154 (b) (Applications filed on or after May 29, 2000)

The Office has discontinued providing a Patent Term Adjustment (PTA) calculation with the Notice of Allowance.

Section 1(h)(2) of the AIA Technical Corrections Act amended 35 U.S.C. 154(b)(3)(B)(i) to eliminate the requirement that the Office provide a patent term adjustment determination with the notice of allowance. See Revisions to Patent Term Adjustment, 78 Fed. Reg. 19416, 19417 (Apr. 1, 2013). Therefore, the Office is no longer providing an initial patent term adjustment determination with the notice of allowance. The Office will continue to provide a patent term adjustment determination with the Issue Notification Letter that is mailed to applicant approximately three weeks prior to the issue date of the patent, and will include the patent term adjustment on the patent. Any request for reconsideration of the patent term adjustment determination (or reinstatement of patent term adjustment) should follow the process outlined in 37 CFR 1.705.

Any questions regarding the Patent Term Extension or Adjustment determination should be directed to the Office of Patent Legal Administration at (571)-272-7702. Questions relating to issue and publication fee payments should be directed to the Customer Service Center of the Office of Patent Publication at 1-(888)-786-0101 or (571)-272-4200.

OMB Clearance and PRA Burden Statement for PTOL-85 Part B

The Paperwork Reduction Act (PRA) of 1995 requires Federal agencies to obtain Office of Management and Budget approval before requesting most types of information from the public. When OMB approves an agency request to collect information from the public, OMB (i) provides a valid OMB Control Number and expiration date for the agency to display on the instrument that will be used to collect the information and (ii) requires the agency to inform the public about the OMB Control Number's legal significance in accordance with 5 CFR 1320.5(b).

The information collected by PTOL-85 Part B is required by 37 CFR 1.311. The information is required to obtain or retain a benefit by the public which is to file (and by the USPTO to process) an application. Confidentiality is governed by 35 U.S.C. 122 and 37 CFR 1.14. This collection is estimated to take 12 minutes to complete, including gathering, preparing, and submitting the completed application form to the USPTO. Time will vary depending upon the individual case. Any comments on the amount of time you require to complete this form and/or suggestions for reducing this burden, should be sent to the Chief Information Officer, U.S. Patent and Trademark Office, U.S. Department of Commerce, P.O. Box 1450, Alexandria, Virginia 22313-1450. DO NOT SEND FEES OR COMPLETED FORMS TO THIS ADDRESS. SEND TO: Commissioner for Patents, P.O. Box 1450, Alexandria, Virginia 22313-1450. Under the Paperwork Reduction Act of 1995, no persons are required to respond to a collection of information unless it displays a valid OMB control number.

Privacy Act Statement

The Privacy Act of 1974 (P.L. 93-579) requires that you be given certain information in connection with your submission of the attached form related to a patent application or patent. Accordingly, pursuant to the requirements of the Act, please be advised that: (1) the general authority for the collection of this information is 35 U.S.C. 2(b)(2); (2) furnishing of the information solicited is voluntary; and (3) the principal purpose for which the information is used by the U.S. Patent and Trademark Office is to process and/or examine your submission related to a patent application or patent. If you do not furnish the requested information, the U.S. Patent and Trademark Office may not be able to process and/or examine your submission, which may result in termination of proceedings or abandonment of the application or expiration of the patent.

The information provided by you in this form will be subject to the following routine uses:

1. The information on this form will be treated confidentially to the extent allowed under the Freedom of Information Act (5 U.S.C. 552) and the Privacy Act (5 U.S.C. 552a). Records from this system of records may be disclosed to the Department of Justice to determine whether disclosure of these records is required by the Freedom of Information Act.
2. A record from this system of records may be disclosed, as a routine use, in the course of presenting evidence to a court, magistrate, or administrative tribunal, including disclosures to opposing counsel in the course of settlement negotiations.
3. A record in this system of records may be disclosed, as a routine use, to a Member of Congress submitting a request involving an individual, to whom the record pertains, when the individual has requested assistance from the Member with respect to the subject matter of the record.
4. A record in this system of records may be disclosed, as a routine use, to a contractor of the Agency having need for the information in order to perform a contract. Recipients of information shall be required to comply with the requirements of the Privacy Act of 1974, as amended, pursuant to 5 U.S.C. 552a(m).
5. A record related to an International Application filed under the Patent Cooperation Treaty in this system of records may be disclosed, as a routine use, to the International Bureau of the World Intellectual Property Organization, pursuant to the Patent Cooperation Treaty.
6. A record in this system of records may be disclosed, as a routine use, to another federal agency for purposes of National Security review (35 U.S.C. 181) and for review pursuant to the Atomic Energy Act (42 U.S.C. 218(c)).
7. A record from this system of records may be disclosed, as a routine use, to the Administrator, General Services, or his/her designee, during an inspection of records conducted by GSA as part of that agency's responsibility to recommend improvements in records management practices and programs, under authority of 44 U.S.C. 2904 and 2906. Such disclosure shall be made in accordance with the GSA regulations governing inspection of records for this purpose, and any other relevant (i.e., GSA or Commerce) directive. Such disclosure shall not be used to make determinations about individuals.
8. A record from this system of records may be disclosed, as a routine use, to the public after either publication of the application pursuant to 35 U.S.C. 122(b) or issuance of a patent pursuant to 35 U.S.C. 151. Further, a record may be disclosed, subject to the limitations of 37 CFR 1.14, as a routine use, to the public if the record was filed in an application which became abandoned or in which the proceedings were terminated and which application is referenced by either a published application, an application open to public inspection or an issued patent.
9. A record from this system of records may be disclosed, as a routine use, to a Federal, State, or local law enforcement agency, if the USPTO becomes aware of a violation or potential violation of law or regulation.

Notice of Allowability	Application No. 13/834,189	Applicant(s) D'SOUZA ET AL.	
	Examiner LAURA BOUCHELLE	Art Unit 3763	AIA (First Inventor to File) Status No

– The MAILING DATE of this communication appears on the cover sheet with the correspondence address–

All claims being allowable, PROSECUTION ON THE MERITS IS (OR REMAINS) CLOSED in this application. If not included herewith (or previously mailed), a Notice of Allowance (PTOL-85) or other appropriate communication will be mailed in due course. **THIS NOTICE OF ALLOWABILITY IS NOT A GRANT OF PATENT RIGHTS.** This application is subject to withdrawal from issue at the initiative of the Office or upon petition by the applicant. See 37 CFR 1.313 and MPEP 1308.

1. ☒ This communication is responsive to Amendment filed 5/27/14.
☐ A declaration(s)/affidavit(s) under 37 CFR 1.130(b) was/were filed on ____.
2. ☐ An election was made by the applicant in response to a restriction requirement set forth during the interview on ____; the restriction requirement and election have been incorporated into this action.
3. ☒ The allowed claim(s) is/are 39-63 and 65-70. As a result of the allowed claim(s), you may be eligible to benefit from the **Patent Prosecution Highway** program at a participating intellectual property office for the corresponding application. For more information, please see http://www.uspto.gov/patents/init_events/pph/index.jsp or send an inquiry to PPHfeedback@uspto.gov.
4. ☐ Acknowledgment is made of a claim for foreign priority under 35 U.S.C. § 119(a)-(d) or (f).

Certified copies:

- a) ☐ All b) ☐ Some *c) ☐ None of the:
1. ☐ Certified copies of the priority documents have been received.
 2. ☐ Certified copies of the priority documents have been received in Application No. ____.
 3. ☐ Copies of the certified copies of the priority documents have been received in this national stage application from the International Bureau (PCT Rule 17.2(a)).

* Certified copies not received: ____.

Applicant has THREE MONTHS FROM THE "MAILING DATE" of this communication to file a reply complying with the requirements noted below. Failure to timely comply will result in ABANDONMENT of this application.
THIS THREE-MONTH PERIOD IS NOT EXTENDABLE.

5. ☐ CORRECTED DRAWINGS (as "replacement sheets") must be submitted.
☐ including changes required by the attached Examiner's Amendment / Comment or in the Office action of Paper No./Mail Date ____.
Identifying indicia such as the application number (see 37 CFR 1.84(c)) should be written on the drawings in the front (not the back) of each sheet. Replacement sheet(s) should be labeled as such in the header according to 37 CFR 1.121(d).
6. ☐ DEPOSIT OF and/or INFORMATION about the deposit of BIOLOGICAL MATERIAL must be submitted. Note the attached Examiner's comment regarding REQUIREMENT FOR THE DEPOSIT OF BIOLOGICAL MATERIAL.

Attachment(s)

- | | |
|---|---|
| 1. <input checked="" type="checkbox"/> Notice of References Cited (PTO-892) | 5. <input checked="" type="checkbox"/> Examiner's Amendment/Comment |
| 2. <input checked="" type="checkbox"/> Information Disclosure Statements (PTO/SB/08).
Paper No./Mail Date <u>6/13/13</u> | 6. <input type="checkbox"/> Examiner's Statement of Reasons for Allowance |
| 3. <input type="checkbox"/> Examiner's Comment Regarding Requirement for Deposit of Biological Material | 7. <input type="checkbox"/> Other ____. |
| 4. <input checked="" type="checkbox"/> Interview Summary (PTO-413).
Paper No./Mail Date <u>6/17/14, 8/19/14</u> . | |

1. The present application is being examined under the pre-AIA first to invent provisions.

EXAMINER'S AMENDMENT

2. An examiner's amendment to the record appears below. Should the changes and/or additions be unacceptable to applicant, an amendment may be filed as provided by 37 CFR 1.312. To ensure consideration of such an amendment, it **MUST** be submitted no later than the payment of the issue fee.

Authorization for this examiner's amendment was given in a telephone interview with Steven Jinks on 8/19/14.

The application has been amended as follows:

Claim 55, lines 10-11: "and" between "headgear assembly" and "and annular connection" is deleted; after "of an inlet conduit" – , and an opening located between the annular connection and the upper support member, the opening providing access to the first frame – is added.

Claim 64 is cancelled.

Claim 65, line 1: "claim 64" is changed to – claim 55 –.

Claim 66, line 1: "claim 64" is changed to – claim 55 –.

Claim 70, lines 15-16: “the second frame comprises... access to the first frame,” is deleted.

Any inquiry concerning this communication or earlier communications from the examiner should be directed to LAURA BOUCHELLE whose telephone number is (571)272-2125. The examiner can normally be reached on Monday-Friday 8-4.

If attempts to reach the examiner by telephone are unsuccessful, the examiner’s supervisor, Nicholas Lucchesi can be reached on 517-272-4977. The fax phone number for the organization where this application or proceeding is assigned is 571-273-8300.

Information regarding the status of an application may be obtained from the Patent Application Information Retrieval (PAIR) system. Status information for published applications may be obtained from either Private PAIR or Public PAIR. Status information for unpublished applications is available through Private PAIR only. For more information about the PAIR system, see <http://pair-direct.uspto.gov>. Should you have questions on access to the Private PAIR system, contact the Electronic Business Center (EBC) at 866-217-9197 (toll-free). If you would like assistance from a USPTO Customer Service Representative or access to the automated information system, call 800-786-9199 (IN USA OR CANADA) or 571-272-1000.

Laura A Bouchelle
Primary Examiner
Art Unit 3763

/LAURA BOUCHELLE/
Primary Examiner, Art Unit 3763

<i>Applicant-Initiated Interview Summary</i>	Application No.	Applicant(s)	
	13/834,189	D'SOUZA ET AL.	
	Examiner	Art Unit	
	LAURA BOUCHELLE	3763	

All participants (applicant, applicant's representative, PTO personnel):

(1) LAURA BOUCHELLE (3) _____

(2) Steven Jinks (4) _____

Date of Interview: 17 June 2014.

Type: ☒ Telephonic ☐ Video Conference
☐ Personal [copy given to: ☐ applicant ☐ applicant's representative]

Exhibit shown or demonstration conducted: ☐ Yes ☒ No.
If Yes, brief description: _____.

Issues Discussed ☐101 ☐112 ☒102 ☐103 ☐Others
(For each of the checked box(es) above, please describe below the issue and detailed description of the discussion)

Claim(s) discussed: 39,47 and 55.

Identification of prior art discussed: Gunaratnam 2002/0108613.

Substance of Interview
(For each issue discussed, provide a detailed description and indicate if agreement was reached. Some topics may include: identification or clarification of a reference or a portion thereof, claim interpretation, proposed amendments, arguments of any applied references etc...)

The newly submitted claims were discussed. The Examiner agreed that claims 39-54 appear to overcome the prior art of record. The Examiner believes that these claims are in condition for allowance. The Examiner believes that claim 55 is likely not allowable based on prior searches. A thorough search will be performed to determine the allowability of the claims.

Applicant recordation instructions: The formal written reply to the last Office action must include the substance of the interview. (See MPEP section 713.04). If a reply to the last Office action has already been filed, applicant is given a non-extendable period of the longer of one month or thirty days from this interview date, or the mailing date of this interview summary form, whichever is later, to file a statement of the substance of the interview

Examiner recordation instructions: Examiners must summarize the substance of any interview of record. A complete and proper recordation of the substance of an interview should include the items listed in MPEP 713.04 for complete and proper recordation including the identification of the general thrust of each argument or issue discussed, a general indication of any other pertinent matters discussed regarding patentability and the general results or outcome of the interview, to include an indication as to whether or not agreement was reached on the issues raised.

☐ Attachment

/LAURA BOUCHELLE/ Primary Examiner, Art Unit 3763	
--	--

Summary of Record of Interview Requirements

Manual of Patent Examining Procedure (MPEP), Section 713.04, Substance of Interview Must be Made of Record

A complete written statement as to the substance of any face-to-face, video conference, or telephone interview with regard to an application must be made of record in the application whether or not an agreement with the examiner was reached at the interview.

Title 37 Code of Federal Regulations (CFR) § 1.133 Interviews

Paragraph (b)

In every instance where reconsideration is requested in view of an interview with an examiner, a complete written statement of the reasons presented at the interview as warranting favorable action must be filed by the applicant. An interview does not remove the necessity for reply to Office action as specified in §§ 1.111, 1.135 (35 U.S.C. 132).

37 CFR §1.2 Business to be transacted in writing.

All business with the Patent or Trademark Office should be transacted in writing. The personal attendance of applicants or their attorneys or agents at the Patent and Trademark Office is unnecessary. The action of the Patent and Trademark Office will be based exclusively on the written record in the Office. No attention will be paid to any alleged oral promise, stipulation, or understanding in relation to which there is disagreement or doubt.

The action of the Patent and Trademark Office cannot be based exclusively on the written record in the Office if that record is itself incomplete through the failure to record the substance of interviews.

It is the responsibility of the applicant or the attorney or agent to make the substance of an interview of record in the application file, unless the examiner indicates he or she will do so. It is the examiner's responsibility to see that such a record is made and to correct material inaccuracies which bear directly on the question of patentability.

Examiners must complete an Interview Summary Form for each interview held where a matter of substance has been discussed during the interview by checking the appropriate boxes and filling in the blanks. Discussions regarding only procedural matters, directed solely to restriction requirements for which interview recordation is otherwise provided for in Section 812.01 of the Manual of Patent Examining Procedure, or pointing out typographical errors or unreadable script in Office actions or the like, are excluded from the interview recordation procedures below. Where the substance of an interview is completely recorded in an Examiner's Amendment, no separate Interview Summary Record is required.

The Interview Summary Form shall be given an appropriate Paper No., placed in the right hand portion of the file, and listed on the "Contents" section of the file wrapper. In a personal interview, a duplicate of the Form is given to the applicant (or attorney or agent) at the conclusion of the interview. In the case of a telephone or video-conference interview, the copy is mailed to the applicant's correspondence address either with or prior to the next official communication. If additional correspondence from the examiner is not likely before an allowance or if other circumstances dictate, the Form should be mailed promptly after the interview rather than with the next official communication.

The Form provides for recordation of the following information:

- Application Number (Series Code and Serial Number)
- Name of applicant
- Name of examiner
- Date of interview
- Type of interview (telephonic, video-conference, or personal)
- Name of participant(s) (applicant, attorney or agent, examiner, other PTO personnel, etc.)
- An indication whether or not an exhibit was shown or a demonstration conducted
- An identification of the specific prior art discussed
- An indication whether an agreement was reached and if so, a description of the general nature of the agreement (may be by attachment of a copy of amendments or claims agreed as being allowable). Note: Agreement as to allowability is tentative and does not restrict further action by the examiner to the contrary.
- The signature of the examiner who conducted the interview (if Form is not an attachment to a signed Office action)

It is desirable that the examiner orally remind the applicant of his or her obligation to record the substance of the interview of each case. It should be noted, however, that the Interview Summary Form will not normally be considered a complete and proper recordation of the interview unless it includes, or is supplemented by the applicant or the examiner to include, all of the applicable items required below concerning the substance of the interview.

A complete and proper recordation of the substance of any interview should include at least the following applicable items:

- 1) A brief description of the nature of any exhibit shown or any demonstration conducted,
- 2) an identification of the claims discussed,
- 3) an identification of the specific prior art discussed,
- 4) an identification of the principal proposed amendments of a substantive nature discussed, unless these are already described on the Interview Summary Form completed by the Examiner,
- 5) a brief identification of the general thrust of the principal arguments presented to the examiner,
(The identification of arguments need not be lengthy or elaborate. A verbatim or highly detailed description of the arguments is not required. The identification of the arguments is sufficient if the general nature or thrust of the principal arguments made to the examiner can be understood in the context of the application file. Of course, the applicant may desire to emphasize and fully describe those arguments which he or she feels were or might be persuasive to the examiner.)
- 6) a general indication of any other pertinent matters discussed, and
- 7) if appropriate, the general results or outcome of the interview unless already described in the Interview Summary Form completed by the examiner.

Examiners are expected to carefully review the applicant's record of the substance of an interview. If the record is not complete and accurate, the examiner will give the applicant an extendable one month time period to correct the record.

Examiner to Check for Accuracy

If the claims are allowable for other reasons of record, the examiner should send a letter setting forth the examiner's version of the statement attributed to him or her. If the record is complete and accurate, the examiner should place the indication, "Interview Record OK" on the paper recording the substance of the interview along with the date and the examiner's initials.

Examiner-Initiated Interview Summary	Application No.		Applicant(s)	
	13/834,189		D'SOUZA ET AL.	
	Examiner		Art Unit	
	LAURA BOUCHELLE		3763	

All participants (applicant, applicant's representative, PTO personnel):

(1) LAURA BOUCHELLE (3) _____

(2) Steven Jinks (4) _____

Date of Interview: 8/19/14.

Type: ☒ Telephonic ☐ Video Conference
☐ Personal [copy given to: ☐ applicant ☐ applicant's representative]

Exhibit shown or demonstration conducted: ☐ Yes ☒ No.
If Yes, brief description: _____.

Issues Discussed ☐101 ☐112 ☐102 ☒103 ☐Others
(For each of the checked box(es) above, please describe below the issue and detailed description of the discussion)

Claim(s) discussed: 55 and 64.

Identification of prior art discussed: Gunaratnam 7,021,311, Gradon 2004/0177850.

Substance of Interview
(For each issue discussed, provide a detailed description and indicate if agreement was reached. Some topics may include: identification or clarification of a reference or a portion thereof, claim interpretation, proposed amendments, arguments of any applied references etc...)

The Examiner determined that claim 55 could be rejected under 103(a) over Gunaratnam, but indicated that claim 64 is in condition for allowance. Gradon teaches the cushion member comprised of a cushion support and a membrane. Applicant agreed to amend the limitations of claim 64 into claim 55 to place the application in condition for allowance.

Applicant recordation instructions: It is not necessary for applicant to provide a separate record of the substance of interview.

Examiner recordation instructions: Examiners must summarize the substance of any interview of record. A complete and proper recordation of the substance of an interview should include the items listed in MPEP 713.04 for complete and proper recordation including the identification of the general thrust of each argument or issue discussed, a general indication of any other pertinent matters discussed regarding patentability and the general results or outcome of the interview, to include an indication as to whether or not agreement was reached on the issues raised.

☐ Attachment

/LAURA BOUCHELLE/ Primary Examiner, Art Unit 3763	
--	--

Notice of References Cited	Application/Control No. 13/834,189	Applicant(s)/Patent Under Reexamination D'SOUZA ET AL.	
	Examiner LAURA BOUCHELLE	Art Unit 3763	Page 1 of 1

U.S. PATENT DOCUMENTS

*		Document Number Country Code-Number-Kind Code	Date MM-YYYY	Name	Classification
*	A	US-7,021,311	04-2006	Gunaratnam et al.	128/206.24
*	B	US-2004/0177850	09-2004	Gradon et al.	128/206.21
	C	US-			
	D	US-			
	E	US-			
	F	US-			
	G	US-			
	H	US-			
	I	US-			
	J	US-			
	K	US-			
	L	US-			
	M	US-			


FOREIGN PATENT DOCUMENTS

*		Document Number Country Code-Number-Kind Code	Date MM-YYYY	Country	Name	Classification
	N					
	O					
	P					
	Q					
	R					
	S					
	T					

NON-PATENT DOCUMENTS

*		Include as applicable: Author, Title Date, Publisher, Edition or Volume, Pertinent Pages)
	U	
	V	
	W	
	X	

*A copy of this reference is not being furnished with this Office action. (See MPEP § 707.05(a).)
Dates in MM-YYYY format are publication dates. Classifications may be US or foreign.

Search Notes 	Application/Control No. 13834189	Applicant(s)/Patent Under Reexamination D'SOUZA ET AL.
	Examiner LAURA BOUCHELLE	Art Unit 3763

CPC- SEARCHED		
Symbol	Date	Examiner
A61M16/06, A61M16/0605, A61M16/0633, A61M16/0683	8/20/14	LAB

CPC COMBINATION SETS - SEARCHED		
Symbol	Date	Examiner

US CLASSIFICATION SEARCHED			
Class	Subclass	Date	Examiner
128	206.21, 206.24, 206.28	2/21/14	LAB
D24	110.1, 110.4, 110.5	2/21/14	LAB

SEARCH NOTES		
Search Notes	Date	Examiner
search history for parent 11/989137 updated	2/21/14	LAB
search updated	8/20/14	LAB

INTERFERENCE SEARCH			
US Class/ CPC Symbol	US Subclass / CPC Group	Date	Examiner
.clm. search		8/20/14	LAB

--	--

EAST Search History

EAST Search History (Prior Art)

Ref #	Hits	Search Query	DBs	Default Operator	Plurals	Time Stamp
L1	1	"13834189"	US-PGPUB; USPAT; USOCR; EPO; JPO	OR	OFF	2014/08/21 13:39
L2	3572	(A61M16/0683, A61M16/0638, A61M16/06).cpc.	US-PGPUB; USPAT; USOCR; EPO; JPO	OR	OFF	2014/08/21 13:47
L3	15	(US-20060201514-\$ or US-20040134497-\$ or US-20020108613-\$).did. or (US-7100610-\$ or US-D516715-\$ or US-7000614-\$ or US-D498530-\$ or US-D493221-\$ or US-6412487-\$ or US-6374826-\$ or US-D430663-\$ or US-6112746-\$ or US-6082360-\$ or US-5441046-\$).did. or (US-2931356-\$).did.	US-PGPUB; USPAT; USOCR	OR	OFF	2014/08/21 13:48
L4	646	(A61M16/0605, A61M16/0633).cpc.	US-PGPUB; USPAT; USOCR; EPO; JPO	OR	OFF	2014/08/21 13:50
L5	3029	(12 14) and mask	US-PGPUB; USPAT; USOCR; EPO; JPO	OR	OFF	2014/08/21 13:55
L8	1235	(128/206.24,206.21,206.28).CCLS.	USPAT; USOCR	OR	OFF	2014/08/21 14:04
S1	1	"13834189"	US-PGPUB; USPAT; USOCR; EPO; JPO	OR	OFF	2014/02/13 14:26
S2	3	"11989137"	US-PGPUB; USPAT; USOCR; EPO; JPO	OR	OFF	2014/02/13 14:30
S3	23	("20010020474" "20020108613" "20030075180" "20040134497" "6412487" "6823869").PN. OR ("8397728").URPN.	US-PGPUB; USPAT; USOCR	OR	OFF	2014/02/13 14:33

S4	150910	("20060260614" "20090126739" "20090139527" "20100108072" "5921239" "6039044" "6412487" "6631718" "7000614" "7861715" "8096301").FN	US- PGPUB; USPAT; USOCR	OR	OFF	2014/02/13 14:39
S5	328	("20060260614" "20090126739" "20090139527" "20100108072" "5921239" "6039044" "6412487" "6631718" "7000614" "7861715" "8096301").FN	US- PGPUB; USPAT; USOCR	OR	OFF	2014/02/13 14:39
S6	482	("0781516" "0812706" "1081745" "1192186" "1653572" "1926027" "20030019496" "20030034034" "20030062048" "20030089373" "20030221691" "20040045550" "20040045551" "20040177850" "2123353" "2245969" "2248477" "2254854" "2276612" "2317608" "2371965" "2376871" "2415846" "2438058" "2578621" "2590006" "2931356" "2939458" "3013556" "3182659" "3189027" "3193624" "3238943" "3315674" "3330273" "3362420" "3363833" "3521630" "3556122" "3580051" "3700000" "3720235" "3750333" "3752157" "3779164" "3796216" "3830230" "4077404" "4120302" "4167185" "4226234" "4245632" "4304229" "4328797" "4347205" "4354488" "4402316" "4412537" "4467799" "4522639" "4558710" "4616647" "4622964" "4655213" "4665570" "4671271" "4677975" "4677977" "4739755" "4770169" "4774941" "4782832" "4799477" "4807617" "4809692" "4819629" "4821713" "4841953" "4848334" "4848366" "4907584" "4910806" "4919128" "4938210" "4938212" "4941467" "4944310" "4971051" "4986269" "4989596" "4989599" "5003633" "5005568" "5005571" "5027809" "5038776" "5042473" "5042478" "5046200" "5062421" "5063922" "5069205" "5109839" "5109840" "5121745" "5133347" "5140980" "5140982" "5159938" "5178138" "5220699" "5224474" "5231983" "5233978" "5243971" "5245995" "5265595" "5279289" "5280784" "5311862" "5322057" "5322059").FN. OR ("5343878" "5357951" "5372130" "5388571" "5404871" "5419318" "5429126" "5429683" "5431158" "5438981" "5441046" "5465712" "5477852" "5479920" "5481763" "5488948" "5492116" "5501214" "5509404" "5517986" "5538000" "5538001" "5540223" "5542128" "5546936" "5558090" "5560354" "5570682" "5570689" "5592938" "5608647" "5642730" "5647355" "5647357" "5649532" "5649533"	US- PGPUB; USPAT; USOCR	OR	OFF	2014/02/13 15:55

		"5655520" "5655527" "5657493" "5657752" "5662101" "5666946" "5676133" "5685296" "5687715" "5715814" "5724965" "5746201" "5794617" "5813423" "5832918" "5909732" "5921239" "5937851" "6044844" "6082360" "6098205" "6112746" "6119693" "6123071" "6152137" "6196223" "6257237" "6341606" "6357441" "6374826" "6397847" "6412487" "6463931" "6520182" "6532961" "6557556" "6561191" "6581594" "6595214" "6679261" "6691707" "6691708" "D188084" "D231803" "D236033" "D239469" "D250131" "D262322" "D285496" "D293613" "D300473" "D302746" "D310431" "D322318" "D323908" "D333015" "D334633" "D340317" "D362061" "D377089" "D378610" "D382341" "D402755" "D420128" "D423096" "D428139" "D428987" "D430663" "D439326" "D440302" "D443355" "D457622" "D458365" "D459800" "D464427" "D468421" "D468823" "D484237" "D486907" "D492992" "D495797" "H000397" "RE35339").PN. OR ("2002/0108613" "2004/0134497" "2006/0201514" "6412487" "7000614" "7100610" "D430663" "D493221" "D498530" "D516715").URFN.				
S8	1042	(d24/110.1,110.4,110.5).CCLS.	USPAT; USOCR	OR	OFF	2014/02/13 16:04
S9	175	S6 and cushion	US- PGPUB; USPAT; USOCR; EPO; JPO	OR	OFF	2014/02/13 16:05
S10	1	"13434919"	US- PGPUB; USPAT; USOCR; EPO; JPO	OR	OFF	2014/02/17 11:48
S11	1	"13834189"	US- PGPUB; USPAT; USOCR; EPO; JPO	OR	OFF	2014/08/15 10:12
S12	21	US-2113438-\$.DID. OR US-1520139-\$.DID. OR US-7000614-\$.DID. OR US-6631718- \$.DID. OR US-1102003-\$.DID. OR US- 6039044-\$.DID. OR US-5921239-\$.DID. OR US-20060260614-\$.DID. OR US- 20090139527-\$.DID. OR US-20090126739- \$.DID. OR US-8096301-\$.DID. OR US- 7861715-\$.DID. OR US-6412487-\$.DID. OR US-1072002-\$.DID. OR EP-1057494-\$.DID. OR WO-0211804-\$.DID. OR EP-1027905-	US- PGPUB; USPAT; USOCR; EPO; JPO	OR	OFF	2014/08/15 10:19

		\$.DID. OR WO-9700092-\$.DID. OR WO-0069521-\$.DID.				
S13	1	"7861715".pn.	US- PGPUB; USPAT; USOCR; EPO; JPO	OR	OFF	2014/08/15 10:32
S14	39	("1176886" "20030221691" "20040112385" "20040144386" "20060081250" "20070137653" "4907584" "4971051" "5647357" "5746201" "5884624" "5921239" "6039044" "6192886" "6397847" "6412487" "6418928" "6431172" "6467483" "6491034" "6532961" "6595214" "6631718" "6851425" "6851428" "D333015").PN. OR ("7861715").URPN.	US- PGPUB; USPAT; USOCR	OR	OFF	2014/08/15 10:36
S15	7	"10751926"	US- PGPUB; USPAT; USOCR; EPO; JPO	OR	OFF	2014/08/19 09:21
S16	1	"13834189"	US- PGPUB; USPAT; USOCR; EPO; JPO	OR	OFF	2014/08/19 09:36
S17	690	("0781516" "0812706" "1081745" "1192186" "1653572" "1926027" "20030019496" "20030034034" "20030062048" "20030089373" "20030221691" "20040045550" "20040045551" "20040177850" "2123353" "2212862" "2245969" "2248477" "2254854" "2276612" "2290885" "2317608" "2371965" "2376871" "2382592" "2415846" "2438058" "2578621" "2590006" "2710486" "2867812" "2921581" "2931356" "2939458" "2970593" "3013556" "3056402" "3182659" "3185148" "3189027" "3193624" "3238943" "3310811" "3315674" "3330273" "3362420" "3363833" "3383706" "3521630" "3529329" "3548411" "3556122" "3580051" "3700000" "3720235" "3750333" "3752157" "3779164" "3796216" "3830230" "4077404" "4120302" "4167185" "4193133" "4226234" "4245632" "4304229" "4328797" "4347205" "4354488" "4402316" "4412537" "4437462" "4467799" "4522639" "4558710" "4616647" "4622964" "4655213" "4665570" "4671267" "4671271" "4677975" "4677977" "4739755" "4764989" "4770169" "4774941" "4782832"	US- PGPUB; USPAT; USOCR	OR	OFF	2014/08/19 09:37


"4799477"	"4807617"	"4809692"
"4819629"	"4821713"	"4841953"
"4848334"	"4848366"	"4907300"
"4907584"	"4910806"	"4919128"
"4938210"	"4938212"	"4941467"
"4944310"	"4960121"	"4971051"
"4986269"	"4989596"	"4989599"
"5003633"	"5005568"	"5005571"
"5027809"	"5038776"	"5042473"
"5042478"	"5046200"	"5062421"
"5063922"	"5066022"	"5069205").PN.
OR ("5091997"	"5109839"	"5109840"
"5121745"	"5133347"	"5140980"
"5140982"	"5159938"	"5178138"
"5220699"	"5224474"	"5231983"
"5233978"	"5243971"	"5245993"
"5245995"	"5265595"	"5279289"
"5280784"	"5291880"	"5311862"
"5322057"	"5322059"	"5343878"
"5357951"	"5372130"	"5388571"
"5398674"	"5404871"	"5419318"
"5429126"	"5429683"	"5431158"
"5438981"	"5441046"	"5465712"
"5477852"	"5479920"	"5481763"
"5488948"	"5492116"	"5501214"
"5509404"	"5517986"	"5538000"
"5538001"	"5540223"	"5542128"
"5546936"	"5558090"	"5560354"
"5570682"	"5570689"	"5592938"
"5608647"	"5642730"	"5647355"
"5647357"	"5649532"	"5649533"
"5655520"	"5655527"	"5657493"
"5657752"	"5662101"	"5666946"
"5676133"	"5685296"	"5687715"
"5715814"	"5724965"	"5746201"
"5794617"	"5813423"	"5832918"
"5909732"	"5921239"	"5937851"
"6044844"	"6082360"	"6098205"
"6112746"	"6119693"	"6123071"
"6152137"	"6196223"	"6257237"
"6341606"	"6357441"	"6374826"
"6397847"	"6412487"	"6463931"
"6520182"	"6532961"	"6557556"
"6561191"	"6581594"	"6595214"
"6679261"	"6691707"	"6691708"
"D188084"	"D231803"	"D236033"
"D239469"	"D250131"	"D262322"
"D285496"	"D293613"	"D300473"
"D302746"	"D310431"	"D322318"
"D323908"	"D333015"	"D334633"
"D340317"	"D362061"	"D377089"
"D378610"	"D382341"	"D402755"
"D420128"	"D423096").PN.	OR
("D428139"	"D428987"	"D430663"
"D439326"	"D440302"	"D443355"
"D457622"	"D458365"	"D459800"
"D464427"	"D468421"	"D468823"
"D484237"	"D486907"	"D492992"
"D495797"	"H000397"	"RE35339").PN.
OR ("2002/0108613"	"2004/0134497"	
"2006/0201514"	"2931356"	"5441046"
"6082360"	"6374826"	"6412487"
"7000614"	"7100610"	"D430663"
"D493221"	"D498530"	

EAST Search History

		"D516715").URPN.				
S18	80	S17 and (cushion with membrane)	US- PGPUB; USPAT; USOCR	OR	OFF	2014/08/19 09:37

8/ 21/ 2014 2:06:26 PM


C:\Users\lbouchelle\Documents\EAST\Workspaces\13834189.wsp

Issue Classification 	Application/Control No. 13834189	Applicant(s)/Patent Under Reexamination D'SOUZA ET AL.	
	Examiner LAURA BOUCHELLE	Art Unit 3763	

CPC					
Symbol				Type	Version
A61M	16	/	0616	I	2014-02-04
A61M	16	/	0683	F	2013-01-01
A61M	16	/	0638	I	2014-02-04
A61M	16	/	06	I	2013-01-01
		/			
		/			
		/			
		/			
		/			
		/			
		/			
		/			
		/			
		/			
		/			
		/			
		/			
		/			
		/			
		/			
		/			
		/			


CPC Combination Sets						
Symbol			Type	Set	Ranking	Version

NONE		Total Claims Allowed:	
(Assistant Examiner)	(Date)	31	
/LAURA BOUCHELLE/ Primary Examiner, Art Unit 3763	08/21/2014	O.G. Print Claim(s)	O.G. Print Figure
(Primary Examiner)	(Date)	39	3

Issue Classification 	Application/Control No. 13834189	Applicant(s)/Patent Under Reexamination D'SOUZA ET AL.
	Examiner LAURA BOUCHELLE	Art Unit 3763

US ORIGINAL CLASSIFICATION						INTERNATIONAL CLASSIFICATION														
CLASS		SUBCLASS				CLAIMED					NON-CLAIMED									
128		206.24				A	6	1	M	16 / 06 (2006.01 01)										
CROSS REFERENCE(S)																				
CLASS	SUBCLASS (ONE SUBCLASS PER BLOCK)																			
128	206.21	206.28																		

NONE		Total Claims Allowed:	
		31	
(Assistant Examiner)	(Date)		
/LAURA BOUCHELLE/ Primary Examiner, Art Unit 3763	08/21/2014	O.G. Print Claim(s)	O.G. Print Figure
(Primary Examiner)	(Date)	39	3

Issue Classification 	Application/Control No. 13834189	Applicant(s)/Patent Under Reexamination D'SOUZA ET AL.
	Examiner LAURA BOUCHELLE	Art Unit 3763

<input type="checkbox"/> Claims renumbered in the same order as presented by applicant <input type="checkbox"/> CPA <input type="checkbox"/> T.D. <input type="checkbox"/> R.1.47															
Final	Original	Final	Original	Final	Original	Final	Original	Final	Original	Final	Original	Final	Original	Final	Original
	1		17		33	11	49	26	65						
	2		18		34	12	50	27	66						
	3		19		35	13	51	28	67						
	4		20		36	14	52	29	68						
	5		21		37	15	53	30	69						
	6		22		38	16	54	31	70						
	7		23	1	39	17	55								
	8		24	2	40	18	56								
	9		25	3	41	19	57								
	10		26	4	42	20	58								
	11		27	5	43	21	59								
	12		28	6	44	22	60								
	13		29	7	45	23	61								
	14		30	8	46	24	62								
	15		31	9	47	25	63								
	16		32	10	48		64								

NONE (Assistant Examiner) _____ (Date) _____		Total Claims Allowed: 31	
/LAURA BOUCHELLE/ Primary Examiner, Art Unit 3763 (Primary Examiner) _____ (Date) 08/21/2014		O.G. Print Claim(s) 39	O.G. Print Figure 3



UNITED STATES PATENT AND TRADEMARK OFFICE

UNITED STATES DEPARTMENT OF COMMERCE
 United States Patent and Trademark Office
 Address: COMMISSIONER FOR PATENTS
 P.O. Box 1450
 Alexandria, Virginia 22313-1450
 www.uspto.gov

BIB DATA SHEET

CONFIRMATION NO. 7067

SERIAL NUMBER	FILING or 371(c) DATE	CLASS	GROUP ART UNIT	ATTORNEY DOCKET NO.		
13/834,189	03/15/2013	128	3763	PTB-4398-1328		
APPLICANTS RESMED LIMITED, Bella Vista, AUSTRALIA INVENTORS Errol Savio Alex D'SOUZA, Hornsby Heights, AUSTRALIA; Aaron Samuel Davidson, Mona Vale, AUSTRALIA; Matthew Eves, Manly Vale, AUSTRALIA; Robin Garth Hitchcock, Normanhurst, AUSTRALIA; ** CONTINUING DATA ***** This application is a CON of 11/989,137 12/29/2009 PAT 8397728 * which is a 371 of PCT/AU2006/000035 01/12/2006 which claims benefit of 60/726,265 10/14/2005 and claims benefit of 60/734,746 11/09/2005 (*)Data provided by applicant is not consistent with PTO records. ** FOREIGN APPLICATIONS ***** ** IF REQUIRED, FOREIGN FILING LICENSE GRANTED ** 05/02/2013						
Foreign Priority claimed	<input type="checkbox"/> Yes <input checked="" type="checkbox"/> No	<input type="checkbox"/> Met after Allowance	STATE OR COUNTRY	SHEETS DRAWINGS	TOTAL CLAIMS	INDEPENDENT CLAIMS
35 USC 119(a-d) conditions met	<input type="checkbox"/> Yes <input checked="" type="checkbox"/> No		AUSTRALIA	99	5	1
Verified and	LAURA A BOUCHELLE/ Examiner's Signature	Initials				
ADDRESS NIXON & VANDERHYE, PC 901 NORTH GLEBE ROAD, 11TH FLOOR ARLINGTON, VA 22203 UNITED STATES						
TITLE CUSHION TO FRAME ASSEMBLY MECHANISM						
FILING FEE RECEIVED 2220	FEES: Authority has been given in Paper No. _____ to charge/credit DEPOSIT ACCOUNT No. _____ for following:			<input type="checkbox"/> All Fees		
				<input type="checkbox"/> 1.16 Fees (Filing)		
				<input type="checkbox"/> 1.17 Fees (Processing Ext. of time)		
				<input type="checkbox"/> 1.18 Fees (Issue)		
				<input type="checkbox"/> Other _____		
				<input type="checkbox"/> Credit		



[Handwritten signature]

IN THE UNITED STATES PATENT AND TRADEMARK OFFICE

In re Patent Application of
D'SOUZA et al.

Conf. No.: 7067
Atty. Ref.: PTB-4398-1328

Appln. No. 13/834,189

Art Unit: 3763

Filed: March 15, 2013

Examiner: TBA

For: CUSHION TO FRAME ASSEMBLY MECHANISM

* * * * *

June 13, 2013

Commissioner for Patents
P.O. Box 1450
Alexandria, VA 22313-1450

INFORMATION DISCLOSURE STATEMENT

Sir:

Listed on accompanying Form PTO/SB/08a is information that may be considered material to the examination of this application, in compliance with the duty of disclosure requirements of 37 C.F.R. §§ 1.56, 1.97 and 1.98.

This statement should not be construed as a representation that a search has been made, or that information more material to the examination of the present patent application does not exist. The Examiner is specifically requested not to rely solely on the material submitted herewith. At least one of the boxes below applies to the present application:

1. ☒ This Information Disclosure Statement is being filed within three months of the U.S. filing date OR before the mailing date of a first Office Action on the merits. No statement under 37 C.F.R. § 1.97(e) or fee is required.

a. ☐ Contingent Request to Treat Under 37 C.F.R. § 1.97(c)

In the event a first Office Action has been mailed prior to filing of the present Information Disclosure Statement and the Office Action was mailed more than three months since the filing of the application (for regular

ALL REFERENCES CONSIDERED EXCEPT WHERE LINED THROUGH. /LB/

applications not including CPAs or RCEs), the Office is requested to treat the present paper as a submission under 37 C.F.R. § 1.97(c) and charge the undersigned's Deposit Account No. 14-1140 for the fee required by 37 C.F.R. § 1.17(p). The present paper is submitted in duplicate for this purpose.

b. ☐ Contingent Request to Treat Under 37 C.F.R. § 1.97(e)(1)

In the event a first Office Action has been mailed prior to the filing of the present Information Disclosure Statement, and the Office Action was mailed more than three months since the filing of the application (for regular applications not including CPAs or RCEs), the Office is requested to treat the present paper as a submission under 37 C.F.R. § 1.97(e)(1) in that the undersigned hereby states that each item of information contained in this Information Disclosure Statement was first cited in any communication from a foreign patent office in a counterpart foreign application not more than three months prior to the filing of this Information Disclosure Statement. 37 C.F.R. § 1.97(e)(1).

b.1. ☐ Patent Term Adjustment

I hereby certify that each item of information was cited in a communication from a foreign patent office in a counterpart application and that this communication was not received by any individual designated in Section 1.56(c) more than 30 days prior to the filing of the Information Disclosure Statement. 37 C.F.R. §1.704(d).

c. ☐ Contingent Request to Treat Under 37 C.F.R. § 1.97(e)(2)

In the event a first Office Action has been mailed prior to the filing of the present Information Disclosure Statement, and the Office Action was mailed more than three months since the filing of the application (for regular applications not including CPAs or RCEs), the Office is requested to treat the present paper as a submission under 37 C.F.R. § 1.97(e)(2) in

that the undersigned hereby states that no item of information in this Information Disclosure Statement was cited in a communication from a foreign patent office in a counterpart foreign application, and, to my knowledge after making reasonable inquiry, no item of information contained in this Information Disclosure Statement was known to any individual designated in 37 C.F.R. § 1.56(c) more than three months prior to the filing of this Information Disclosure Statement. 37 C.F.R. § 1.97(e)(2).

2. ☐ This Information Disclosure Statement is being filed more than three months after the U.S. filing date AND after the mailing date of the first Office Action on the merits, but before the mailing date of a Final Rejection or Notice of Allowance.

a. ☐ I hereby state that each item of information contained in this Information Disclosure Statement was first cited in any communication from a foreign patent office in a counterpart foreign application not more than three months prior to the filing of this Information Disclosure Statement. 37 C.F.R. § 1.97(e)(1). Contingent Request Under 37 C.F.R. § 1.97(d). In the event a Notice of Allowance or a Final Rejection has been mailed prior to filing this Information Disclosure Statement, the Office is authorized to treat this as a submission under 37 C.F.R. 1.97(d) and charge the undersigned's Deposit Account No. 14-1140 for the fee required by 37 C.F.R. § 1.17(p). The present paper is submitted in duplicate for this purpose.

a.1. ☐ Patent Term Adjustment

I hereby certify that each item of information was cited in a communication from a foreign patent office in a counterpart application and that this communication was not received by any individual designated in Section 1.56(c) more than 30 days prior to the filing of the Information Disclosure Statement. 37 C.F.R. §1.704(d).

b. ☐ I hereby state that no item of information in this Information Disclosure Statement was cited in a communication from a foreign patent office in a counterpart foreign application, and, to my knowledge after making reasonable inquiry, no item of information contained in this Information Disclosure Statement was known to any individual designated in 37 C.F.R. § 1.56(c) more than three months prior to the filing of this Information Disclosure Statement. 37 C.F.R. § 1.97(e)(2).

c. ☒ Our credit card authorization for payment of the \$180.00 fee under 37 C.F.R. § 1.17(p) was provided in an Information Disclosure Statement filed on November 6, 2012. It is not believed that a further fee is required since the Patent Office has not considered the November 6, 2012 Information Disclosure Statement and thus this Information Disclosure Statement can be considered together.

d. Attached is our check in the amount of \$ in payment of the fee under 37 C.F.R. § 1.17(p).

3. ☐ This Information Disclosure Statement is being filed more than three months after the U.S. filing date and after the mailing date of a Final Rejection or Notice of Allowance, but before payment of the Issue Fee 37 C.F.R. § 1.97(d). It is hereby requested that the Information Disclosure Statement be considered. Attached is our check in the amount of \$ in payment of the fee under 37 C.F.R. § 1.17(i).

a. ☐ I hereby state that each item of information contained in this Information Disclosure Statement was first cited in any communication from a foreign patent office in a counterpart foreign application not more than three months prior to the filing of this Information Disclosure Statement. 37 C.F.R. § 1.97(e)(1).

a.1. ☐ Patent Term Adjustment

I hereby certify that each item of information was cited in a communication from a foreign patent office in a counterpart application and that this communication was not received by any

individual designated in Section 1.56(c) more than 30 days prior to the filing of the Information Disclosure Statement. 37 C.F.R. §1.704(d).

b. ☐ I hereby state that no item of information in this Information Disclosure Statement was cited in a communication from a foreign patent office in a counterpart foreign application, and, to my knowledge after making reasonable inquiry, no item of information contained in this Information Disclosure Statement was known to any individual designated in 37 C.F.R. § 1.56(c) more than three months prior to the filing of this Information Disclosure Statement. 37 C.F.R. § 1.97(e)(2).

4. ☒ **Relevance of DE 185 017 is discussed in the Supplementary Search Report dated December 18, 2009 for European Appln. No. EP 03810331.3. Relevance of DE 284 800 is discussed in the Search Report dated July 11, 2006 for European Appln. No. EP 02714190.2. Relevance of DE 297 15 718 is discussed in the Search Report dated June 15, 2012 for European Appln. No. EP 10182015.7. Relevance of DE 299 23 141 (patent family member of DE 298 10 846) is discussed in the Search Report dated September 23, 2008 for European Appln. No. EP 08161868.8.**

5. ☐ The document(s) was/were cited in a corresponding foreign application. An English language version of the foreign search report or official action is attached for the Examiner's information. See MPEP § 609.

a. ☐ U.S. Patent No. _____ is indicated in the foreign search report or Official Action as being in the same patent family and/or the English-language equivalent of _____ listed on the attached foreign search report.

6. ☐ A concise explanation of the relevance of the non-English language document(s) appears below:

7. ☐ The "foreign patent documents" or "other documents" were cited by the Examiner or submitted by the Applicant in Application No. _____, filed _____, which is relied upon for an earlier filing date under 35 U.S.C. § 120. Thus, copies of these documents are not attached. 37 C.F.R. § 1.98(d).

8. ☒ **The publication date (e.g., month or year) of at least one of the listed documents is not available. For each document in this category, the Office is requested to assume that the year of publication of each listed document is earlier than the effective U.S. filing date and/or any foreign priority date.**

9. ☐ The publication date of at least one document is listed on the attached PTO/SB/08a based on information presently available to the undersigned. However, each listed publication date should not be construed as an admission that the information was actually published on the date indicated, and the right to challenge each listed publication date is expressly reserved by Applicant(s).

It is respectfully requested that the Examiner initial and return a copy of the enclosed PTO/SB/08a, and to indicate in the official file wrapper of this patent application that the documents have been considered.

The U.S. Patent and Trademark Office is hereby authorized to charge any fee deficiency, or credit any overpayment, to our Deposit Account No. 14-1140 referencing docket number PTB-4398-1328.

Respectfully submitted,

NIXON & VANDERHYE P.C.

By: /Paul T. Bowen/
Paul T. Bowen
Reg. No. 38,009

PTB:rkf
901 North Glebe Road, 11th Floor
Arlington, VA 22203-1808
Telephone: (703) 816-4000
Facsimile: (703) 816-4100


**INFORMATION DISCLOSURE
CITATION**

ATTY. DOCKET NO.

SERIAL NO.

PTB-4398-1328

13/834,189

APPLICANT

D'SOUZA et al.

(Use several sheets if necessary)

FILING DATE

GROUP

March 15, 2013

3763

U.S. PATENT DOCUMENTS

*EXAMINER INITIAL	DOCUMENT NUMBER	DATE	NAME	CLASS	SUBCLASS	FILING DATE IF APPROPRIATE
	364,394	06/1887	BRIGHT			
	428,592	05/1890	CHAPMAN			
	443,191	12/1890	ILLING			
	781,516	01/1905	GUTHRIE, JR.			
	812,706	02/1906	WARBASSE			
	1,081,745	12/1913	JOHNSTON et al.			
	1,125,542	01/1915	HUMPHRIES			
	1,176,886	03/1916	ERMOLD			
	1,192,186	07/1916	GREENE			
	1,206,045	11/1916	SMITH			
	1,229,050	06/1917	DONALD			
	1,282,527	10/1918	BIDONDE			
	1,362,766	12/1920	McGARGILL			
	1,445,010	02/1923	FEINBERG			
	1,502,450	07/1924	WOOD			
	1,610,793	12/1926	KAUFMAN			
	1,632,449	06/1927	McKESSON			
	1,653,572	12/1927	JACKSON			
	1,710,160	04/1929	GIBBS			
	1,837,591	12/1931	SHINDEL			
	1,873,160	08/1932	STURTEVANT			
	1,926,027	09/1933	BIGGS			
	2,011,733	08/1935	SHINDEL			
	2,104,016	01/1938	BIGGS			
	2,123,353	07/1938	CATT			
	2,127,136	08/1938	POBIRS			
	2,130,555	09/1938	MALCOM			
	2,133,699	10/1938	HEIDBRINK			
	2,149,067	02/1939	OTERO			
	2,166,164	07/1939	LEHMBERG			
	2,245,658	06/1941	ERICKSON			
	2,245,969	06/1941	FRANCISCO et al.			
	2,248,477	07/1941	LOMBARD			
	2,254,854	09/1941	O'CONNELL			
	2,317,608	04/1943	HEIDBRINK			
	2,353,643	07/1944	BULBULIAN			
	2,371,965	03/1945	LEHMBERG			
	2,376,871	05/1945	FINK			
	2,382,364	08/1945	YANT			

*Examiner

Date Considered

Examiner: Initial if reference considered, whether or not citation is in conformance with MPEP 609; draw line through citation if not in conformance and not considered. Include a copy of this form with next communication to applicant.

ALL REFERENCES CONSIDERED EXCEPT WHERE LINED THROUGH. /LB/

Form PTO-SB-A920 (Also PTO/SB/08A)

Sheet 2 of 34

**INFORMATION DISCLOSURE
CITATION**

ATTY. DOCKET NO.

SERIAL NO.

4398-1328

13/834,189

APPLICANT

D'SOUZA et al.

(Use several sheets if necessary)

FILING DATE

TC/A.U.

March 15, 2013

3763

U.S. PATENT DOCUMENTS

*EXAMINER INITIAL	DOCUMENT NUMBER	DATE	NAME	CLASS	SUBCLASS	FILING DATE IF APPROPRIATE
	2,415,846	02/1947	RANDALL			
	2,428,451	10/1947	EMERSON			
	2,433,565	12/1947	KORMAN			
	2,438,058	03/1948	KINCHELOE			
	2,473,518	06/1949	GARRARD et al.			
	2,540,567	02/1951	BENNETT			
	2,578,621	12/1951	YANT			
	2,590,006	03/1952	GORDON			
	2,625,155	01/1953	ENGELDER			
	2,641,253	06/1953	ENGELDER			
	2,693,178	11/1954	GILROY			
	2,706,983	04/1955	MATHESON et al.			
	2,749,910	06/1956	FAULCONER, JR.			
	2,820,651	01/1958	PHILLIPS			
	2,837,090	06/1958	BLOOM et al.			
	2,868,196	01/1959	STAMPE			
	2,875,757	03/1959	GALLEHER, JR.			
	2,875,759	03/1959	GALLEHER, JR.			
	2,881,444	04/1959	FRESH et al.			
	2,882,895	04/1959	GALEAZZI			
	2,902,033	09/1959	GALLEHER, JR.			
	2,917,045	12/1959	SCHILDKNECHT et al.			
	2,931,356	04/1960	SCHWARZ			
	2,939,458	06/1960	LUNDQUIST			
	3,013,556	12/1961	GALLEHER, JR.			
	3,042,035	07/1962	COANDA			
	3,117,574	01/1964	REPLOGLE			
	3,182,659	05/1965	BLOUNT			
	3,189,027	06/1965	BARTLETT, JR.			
	3,193,624	07/1965	WEBB et al.			
	3,238,943	03/1966	HOLLEY			
	3,288,138	11/1966	SACHS			
	3,315,672	04/1967	CUNNINGHAM et al.			
	3,315,674	04/1967	BLOOM et al.			
	3,330,273	07/1967	BENNETT			
	3,330,274	07/1967	BENNETT			
	3,362,420	01/1968	BLACKBURN et al.			
	3,363,833	01/1968	LAERDAL			

*Examiner

Date Considered

Examiner: Initial if reference considered, whether or not citation is in conformance with MPEP 609; draw line through citation if not in conformance and not considered. Include a copy of this form with next communication to applicant.

ALL REFERENCES CONSIDERED EXCEPT WHERE LINED THROUGH. /LB/

Form PTO/SB-4820 (Also PTO/SB/08A)

Sheet 3 of 34

**INFORMATION DISCLOSURE
CITATION**

ATTY. DOCKET NO.

SERIAL NO.

4398-1328

13/834,189

APPLICANT

D'SOUZA et al.

(Use several sheets if necessary)

FILING DATE

TC/A.U.

March 15, 2013

3763

U.S. PATENT DOCUMENTS

*EXAMINER INITIAL	DOCUMENT NUMBER	DATE	NAME	CLASS	SUBCLASS	FILING DATE IF APPROPRIATE
	3,545,436	12/1970	HOLLOWAY			
	3,556,122	01/1971	LAERDAL			
	3,580,051	05/1971	BLEVINS			
	3,670,726	03/1972	MAHON et al.			
	3,682,171	08/1972	DALI et al.			
	3,700,000	10/1972	HESSE, Deceased et al.			
	3,720,235	03/1973	SCHROCK			
	3,725,953	04/1973	JOHNSON et al.			
	3,739,774	06/1973	GREGORY			
	3,750,333	08/1973	VANCE			
	3,752,157	08/1973	MALMIN			
	3,754,552	08/1973	KING			
	3,796,216	03/1974	SCHWARZ			
	3,799,164	03/1974	ROLLINS			
	3,830,230	08/1974	CHESTER			
	3,861,385	01/1975	CARDEN			
	3,902,486	09/1975	GUICHARD			
	3,905,361	09/1975	HEWSON et al.			
	3,910,261	10/1975	RAGSDALE et al.			
	3,938,614	02/1976	AHS			
	3,972,321	08/1976	PROCTOR			
	3,978,854	09/1976	MILLS, JR.			
	4,006,744	02/1977	STEER			
	4,062,357	12/1977	LAERDAL			
	4,069,516	01/1978	WATKINS, JR.			
	4,077,404	03/1978	ELAM			
	4,120,302	10/1978	ZIEGLER			
	4,142,527	03/1979	GARCIA			
	4,153,051	05/1979	SHIPPET			
	4,156,426	05/1979	GOLD			
	4,167,185	09/1979	LEWIS			
	4,201,205	05/1980	BARTHOLOMEW			
	4,226,234	10/1980	GUNDERSON			
	4,231,363	11/1980	GRIMES			
	4,233,972	11/1980	HAUFF et al.			
	4,239,038	12/1980	HOLMES			
	4,245,632	01/1981	HOUSTON			
	4,248,218	02/1981	FISCHER			

*Examiner

Date Considered

Examiner: Initial if reference considered, whether or not citation is in conformance with MPEP 609; draw line through citation if not in conformance and not considered. Include a copy of this form with next communication to applicant.

ALL REFERENCES CONSIDERED EXCEPT WHERE LINED THROUGH. /LB/

Form PTO/SB-0820 (Use PTO/SB/08a)

Sheet 4 of 34

INFORMATION DISCLOSURE
CITATION

ATTY. DOCKET NO.

SERIAL NO.

4398-1328

13/834,189

APPLICANT

D'SOUZA et al.

(Use several sheets if necessary)

FILING DATE

TC/A.U.

March 15, 2013

3763

U.S. PATENT DOCUMENTS

*EXAMINER INITIAL	DOCUMENT NUMBER	DATE	NAME	CLASS	SUBCLASS	FILING DATE IF APPROPRIATE
	4,263,908	04/1981	MIZERAK			
	4,264,743	04/1981	MARUYAMA et al.			
	4,265,239	05/1981	FISCHER, JR. et al.			
	4,266,540	05/1981	PANZIK et al.			
	4,267,845	05/1981	ROBERTSON, JR. et al.			
	4,273,124	06/1981	ZIMMERMAN			
	4,304,229	12/1981	CURTIN			
	4,312,359	01/1982	OLSON			
	4,328,797	05/1982	ROLLINS et al.			
	4,337,767	07/1982	YAHATA			
	4,347,205	08/1982	STEWART			
	4,354,488	10/1982	BARTOS			
	4,367,735	01/1983	DALI			
	4,367,816	01/1983	WILKES			
	4,369,284	01/1983	CHEN			
	4,402,316	09/1983	GADBERRY			
	4,406,283	09/1983	BIR			
	4,412,537	11/1983	TIGER			
	4,414,973	11/1983	MATHESON et al.			
	4,417,575	11/1983	HILTON et al.			
	4,422,456	12/1983	TEIP			
	4,446,576	05/1984	HISATAKA			
	4,449,526	05/1984	ELAM			
	4,454,880	06/1984	MUTO et al.			
	4,454,881	06/1984	HUBER et al.			
	4,455,675	06/1984	BOSE et al.			
	4,458,679	07/1984	WARD			
	4,467,799	08/1984	STEINBERG			
	4,493,614	01/1985	CHU et al.			
	4,522,639	06/1985	ANSITE et al.			
	4,548,200	10/1985	WAPNER			
	4,549,542	11/1985	CHEIN			
	4,558,710	12/1985	EICHLER			
	4,572,323	02/1986	RANDALL			
	4,579,113	04/1986	McREADIE et al.			
	4,587,967	05/1986	CHU et al.			
	4,593,688	06/1986	PAYTON			
	4,601,465	07/1986	ROY			

*Examiner

Date Considered

Examiner: Initial if reference considered, whether or not citation is in conformance with MPEP 609; draw line through citation if not in conformance and not considered. Include a copy of this form with next communication to applicant.

ALL REFERENCES CONSIDERED EXCEPT WHERE LINED THROUGH. /LB/

Form PTO/SB-0820 (Also PTO/SB/08A)

Sheet 5 of 34

INFORMATION DISCLOSURE
CITATION

ATTY. DOCKET NO.

SERIAL NO.

4398-1328

13/834,189

APPLICANT

D'SOUZA et al.

(Use several sheets if necessary)

FILING DATE

TC/A.U.

March 15, 2013

3763

U.S. PATENT DOCUMENTS

*EXAMINER INITIAL	DOCUMENT NUMBER	DATE	NAME	CLASS	SUBCLASS	FILING DATE IF APPROPRIATE
	4,616,647	10/1986	McCREADIE			
	4,617,637	11/1986	CHU et al.			
	4,622,964	11/1986	FLYNN			
	4,630,604	12/1986	MONTESI			
	4,641,645	02/1987	TAYEBI			
	4,641,647	02/1987	BEHAN			
	4,655,213	04/1987	RAPOPORT et al.			
	4,657,010	04/1987	WRIGHT			
	4,660,555	04/1987	PAYTON			
	4,665,570	05/1987	DAVIS			
	4,671,267	06/1987	STOUT			
	4,671,271	06/1987	BISHOP et al.			
	4,674,134	06/1987	LUNDIN			
	4,676,241	06/1987	WEBB et al.			
	4,677,975	07/1987	EDGAR et al.			
	4,677,977	07/1987	WILCOX			
	4,686,977	08/1987	COSMA			
	4,699,139	10/1987	MARSHALL et al.			
	4,706,664	11/1987	SNOOK et al.			
	4,707,863	11/1987	McNEAL			
	4,711,636	12/1987	BIERMAN			
	4,713,844	12/1987	WESTGATE			
	4,739,755	04/1988	WHITE et al.			
	4,753,233	06/1988	GRIMES			
	4,767,411	08/1988	EDMUNDS			
	4,770,169	09/1988	SCHMOEGNER et al.			
	4,772,760	09/1988	GRAHAM			
	4,774,941	10/1988	COOK			
	4,774,946	11/1988	ACKERMAN et al.			
	4,782,832	11/1988	TRIMBLE et al.			
	4,790,829	12/1988	BOWDEN et al.			
	4,799,477	01/1989	LEWIS			
	4,802,857	02/1989	LAUGHLIN			
	4,803,981	02/1989	VICKERY			
	4,807,617	02/1989	NESTI			
	4,809,692	03/1989	NOWACKI et al.			
	4,811,730	03/1989	MILANO			
	4,819,629	04/1989	JONSON			

*Examiner

Date Considered

Examiner: Initial if reference considered, whether or not citation is in conformance with MPEP 609; draw line through citation if not in conformance and not considered. Include a copy of this form with next communication to applicant.

ALL REFERENCES CONSIDERED EXCEPT WHERE LINED THROUGH. /LB/

Form PTO/EP-A520 (Also PTO/SB/08A)

Sheet 6 of 34

INFORMATION DISCLOSURE CITATION	ATTY. DOCKET NO.	SERIAL NO.
	4398-1328	13/834,189
	APPLICANT	
	D'SOUZA et al.	
(Use several sheets if necessary)	FILING DATE	TC/A.U.
	March 15, 2013	3763

U.S. PATENT DOCUMENTS

*EXAMINER INITIAL	DOCUMENT NUMBER	DATE	NAME	CLASS	SUBCLASS	FILING DATE IF APPROPRIATE
	4,821,713	04/1989	BAUMAN			
	4,827,924	05/1989	JAPUNTICH			
	4,830,138	05/1989	PALMAER et al.			
	4,832,017	05/1989	SCHNOOR			
	4,838,878	06/1989	KALT et al.			
	4,841,953	06/1989	DODRILL			
	4,848,334	07/1989	BELLM			
	4,848,366	07/1989	AITA et al.			
	4,850,346	07/1989	MICHEL et al.			
	4,856,118	08/1989	SAPIJEWSKI			
	4,886,058	12/1989	BROSTROM et al.			
	4,899,740	02/1990	NAPOLITANO			
	4,905,683	03/1990	CRONJAEGER			
	4,907,584	03/1990	MCGINNIS			
	4,910,806	03/1990	BAKER et al.			
	4,914,957	04/1990	DOUGHERTY			
	4,915,105	04/1990	LEE			
	4,915,106	04/1990	AULGUR et al.			
	4,919,128	04/1990	KOPALA et al.			
	4,919,654	04/1990	KALT			
	4,938,210	07/1990	SHENE			
	4,938,212	07/1990	SNOOK et al.			
	4,941,476	07/1990	FISHER			
	4,944,310	07/1990	SULLIVAN			
	4,945,907	08/1990	TAYEBI			
	4,947,860	08/1990	FISHER			
	4,960,121	10/1990	NELSON et al.			
	4,966,590	10/1990	KALT			
	4,969,880	11/1990	ZAMIEROWSKI			
	4,971,051	11/1990	TOFFOLON			
	4,976,698	12/1990	STOKLEY			
	4,986,269	01/1991	HAKKINEN			
	4,989,271	02/1991	SAPIJEWSKI et al.			
	4,989,596	02/1991	MACRIS et al.			
	4,989,599	02/1991	CARTER			
	4,996,983	03/1991	AMRHEIN			
	5,000,173	03/1991	ZALKIN et al.			
	5,003,631	04/1991	RICHARDSON			

*Examiner

Date Considered

Examiner: Initial if reference considered, whether or not citation is in conformance with MPEP 609; draw line through citation if not in conformance and not considered. Include a copy of this form with next communication to applicant.

ALL REFERENCES CONSIDERED EXCEPT WHERE LINED THROUGH. /LB/

Form PTO/EP-6820 (Also PTO/SB/08A)

Sheet 7 of 34

**INFORMATION DISCLOSURE
CITATION**

ATTY. DOCKET NO.

SERIAL NO.

4398-1328

13/834,189

APPLICANT

D'SOUZA et al.

(Use several sheets if necessary)

FILING DATE

TC/A.U.

March 15, 2013

3763

U.S. PATENT DOCUMENTS

*EXAMINER INITIAL	DOCUMENT NUMBER	DATE	NAME	CLASS	SUBCLASS	FILING DATE IF APPROPRIATE
	5,003,633	04/1991	ITOH			
	5,005,568	04/1991	LOESCHER et al.			
	5,005,571	04/1991	DIETZ			
	5,018,519	05/1991	BROWN			
	5,020,163	06/1991	AILEO et al.			
	5,022,900	06/1991	BAR-YONA et al.			
	5,023,955	06/1991	MURPHY, II et al.			
	5,025,805	06/1991	NUTTER			
	5,027,809	07/1991	ROBINSON			
	5,038,772	08/1991	KOLBE et al.			
	5,038,776	08/1991	HARRISON et al.			
	5,042,473	08/1991	LEWIS			
	5,042,478	08/1991	KOPALA et al.			
	5,046,200	09/1991	FEDER			
	5,046,491	09/1991	DERRICK			
	5,062,421	11/1991	BURNS et al.			
	5,063,922	11/1991	HAKKINEN			
	5,069,205	12/1991	URSO			
	5,074,297	12/1991	VENEGAS			
	5,080,092	01/1992	TENNA			
	5,093,940	03/1992	NISHIYAMA			
	5,109,839	05/1992	BLASDELL et al.			
	5,109,840	05/1992	DALEIDEN			
	5,113,857	05/1992	DICKERMAN et al.			
	5,117,818	06/1992	PALFY			
	5,121,745	06/1992	ISRAEL			
	5,121,746	06/1992	SIKORA			
	5,123,677	06/1992	KRECZKO et al.			
	5,127,397	07/1992	KOHNKE			
	5,133,347	07/1992	HUENNEBECK			
	5,137,017	08/1992	SALTER			
	5,138,722	08/1992	URELLA et al.			
	5,140,980	08/1992	HAUGHEY et al.			
	5,140,982	08/1992	BAUMAN			
	5,146,914	09/1992	STURROCK			
	5,159,938	11/1992	LAUGHLIN			
	5,178,138	01/1993	WALSTROM et al.			
	5,181,506	01/1993	TARDIFF, JR. et al.			

*Examiner

Date Considered

Examiner: Initial if reference considered, whether or not citation is in conformance with MPEP 609; draw line through citation if not in conformance and not considered. Include a copy of this form with next communication to applicant.

ALL REFERENCES CONSIDERED EXCEPT WHERE LINED THROUGH. /LB/

Form PTO-SB-A620 (Also PTO/SB/06A)

Sheet 8 of 34

**INFORMATION DISCLOSURE
CITATION**

ATTY. DOCKET NO.

SERIAL NO.

4398-1328

13/834,189

APPLICANT

D'SOUZA et al.

(Use several sheets if necessary)

FILING DATE

TC/A.U.

March 15, 2013

3763

U.S. PATENT DOCUMENTS

*EXAMINER INITIAL	DOCUMENT NUMBER	DATE	NAME	CLASS	SUBCLASS	FILING DATE IF APPROPRIATE
	5,188,101	02/1993	TUMOLO			
	5,199,424	04/1993	SULLIVAN et al.			
	5,207,665	05/1993	DAVIS et al.			
	5,220,699	06/1993	FARRIS			
	5,222,478	06/1993	SCARBERRY et al.			
	5,231,983	08/1993	MATSON et al.			
	5,233,978	08/1993	CALLAWAY			
	5,243,709	09/1993	SHEEHAN et al.			
	5,243,971	09/1993	SULLIVAN et al.			
	5,245,995	09/1993	SULLIVAN et al.			
	5,261,893	11/1993	ZAMIEROWSKI			
	5,263,939	11/1993	WORTRICH			
	5,265,592	11/1993	BEAUSSANT			
	5,265,595	11/1993	RUDOLPH			
	5,267,557	12/1993	HER-MOU			
	5,269,296	12/1993	LANDIS			
	5,271,391	12/1993	GRAVES			
	5,279,289	01/1994	KIRK			
	5,280,784	01/1994	KOHLER			
	5,291,880	03/1994	ALMOVIST et al.			
	5,299,448	04/1994	MARYYANEK			
	5,299,579	04/1994	GEDEON et al.			
	5,299,599	04/1994	FARMER et al.			
	5,301,689	04/1994	WENNERHOLM			
	5,304,146	04/1994	JOHNSON et al.			
	5,311,862	05/1994	BLASDELL et al.			
	5,322,057	06/1994	RAABE et al.			
	5,322,059	06/1994	WALTHER			
	5,331,691	07/1994	RUNCKEL			
	5,334,646	08/1994	CHEN			
	5,335,656	08/1994	BOWE et al.			
	5,343,878	09/1994	SCARBERRY et al.			
	5,349,949	09/1994	SCHEGERIN			
	5,353,789	10/1994	SCHLOBOHM			
	5,355,878	10/1994	GRIFFITHS et al.			
	5,355,893	10/1994	MICK et al.			
	5,357,945	05/2002	MESSINA			
	5,357,951	10/1994	RATNER			

*Examiner

Date Considered

Examiner: Initial if reference considered, whether or not citation is in conformance with MPEP 609; draw line through citation if not in conformance and not considered. Include a copy of this form with next communication to applicant.

ALL REFERENCES CONSIDERED EXCEPT WHERE LINED THROUGH. /LB/

Form PTO/SB-0820 (Also PTO/SB/08A)

Sheet 9 of 34

INFORMATION DISCLOSURE
CITATION

ATTY. DOCKET NO.

SERIAL NO.

4398-1328

13/834,189

APPLICANT

D'SOUZA et al.

(Use several sheets if necessary)

FILING DATE

TC/A.U.

March 15, 2013

3763

U.S. PATENT DOCUMENTS

*EXAMINER INITIAL	DOCUMENT NUMBER	DATE	NAME	CLASS	SUBCLASS	FILING DATE IF APPROPRIATE
	5,364,367	11/1994	BANKS et al.			
	5,372,130	12/1994	STERN et al.			
	5,372,388	12/1994	GARGIULO			
	5,372,389	12/1994	TAM et al.			
	5,372,390	12/1994	CONWAY et al.			
	5,372,391	12/1994	BAST et al.			
	5,375,593	12/1994	PRESS			
	5,385,141	01/1995	GRANATIERO			
	5,388,571	02/1995	ROBERTS et al.			
	5,390,373	02/1995	FLORY			
	5,391,248	02/1995	BRAIN			
	5,394,568	03/1995	BROSTROM et al.			
	5,396,885	03/1995	NELSON			
	5,398,676	03/1995	PRESS et al.			
	5,400,776	03/1995	BARTHOLOMEW			
	5,400,781	03/1995	DAVENPORT			
	5,404,871	04/1995	GOODMAN et al.			
	5,411,021	05/1995	GDULLA et al.			
	5,419,317	05/1995	BLASDELL et al.			
	5,419,318	05/1995	TAYEBI			
	5,425,359	06/1995	LIQU			
	5,429,126	07/1995	BRACKEN			
	5,429,683	07/1995	LE MITOUARD			
	5,431,158	07/1995	TIROTTA			
	5,437,267	08/1995	WEINSTEIN et al.			
	5,438,981	08/1995	STARR et al.			
	5,441,046	08/1995	STARR et al.			
	5,462,528	10/1995	ROEWER			
	5,477,852	12/1995	LANDIS et al.			
	5,479,920	01/1996	PIPER et al.			
	5,481,763	01/1996	BROSTROM et al.			
	5,485,837	01/1996	SOLES BEE et al.			
	5,488,948	02/1996	DUBRUILLE et al.			
	5,492,116	02/1996	SCARBERRY et al.			
	5,501,214	03/1996	SABO			
	5,503,147	04/1996	BERTHEAU			
	5,509,404	04/1996	LLOYD et al.			
	5,509,409	04/1996	WEATHERHOLT			

*Examiner

Date Considered

Examiner: Initial if reference considered, whether or not citation is in conformance with MPEP 609; draw line through citation if not in conformance and not considered. Include a copy of this form with next communication to applicant.

ALL REFERENCES CONSIDERED EXCEPT WHERE LINED THROUGH. /LB/

Form PTO/SB-0820 (Also PTO/SB/08A)

Sheet 10 of 34

**INFORMATION DISCLOSURE
CITATION**

ATTY. DOCKET NO.

SERIAL NO.

4398-1328

13/834,189

APPLICANT

D'SOUZA et al.

(Use several sheets if necessary)

FILING DATE

TC/A.U.

March 15, 2013

3763

U.S. PATENT DOCUMENTS

*EXAMINER INITIAL	DOCUMENT NUMBER	DATE	NAME	CLASS	SUBCLASS	FILING DATE IF APPROPRIATE
	5,511,541	04/1996	DEARSTINE			
	5,513,634	05/1996	JACKSON			
	5,513,635	05/1996	BEDI			
	5,517,986	05/1996	STARR et al.			
	5,522,382	06/1996	SULLIVAN et al.			
	5,526,806	06/1996	SANSONI			
	5,533,506	07/1996	WOOD			
	5,538,000	07/1996	RUDOLPH			
	5,538,001	07/1996	BRIDGES			
	5,540,223	07/1996	STARR et al.			
	5,542,128	08/1996	LOMAS			
	5,546,936	08/1996	VIRAG et al.			
	5,558,090	09/1996	JAMES			
	5,560,354	10/1996	BERTHON-JONES et al.			
	5,568,946	10/1996	JACKOWSKI			
	5,570,682	11/1996	JOHNSON			
	5,570,684	11/1996	BEHR			
	5,570,689	11/1996	STARR et al.			
	5,575,278	11/1996	BONHOMME et al.			
	5,592,937	01/1997	FREUND			
	5,592,938	01/1997	SCARBERRY et al.			
	5,608,647	03/1997	RUBSAMEN et al.			
	5,617,849	04/1997	SPRINGETT et al.			
	5,623,923	04/1997	BERTHEAU et al.			
	5,642,726	07/1997	OWENS et al.			
	5,642,730	07/1997	BARAN			
	5,645,054	07/1997	COTNER et al.			
	5,647,355	07/1997	STARR et al.			
	5,647,356	07/1997	BARNETT et al.			
	5,647,357	07/1997	BARNETT et al.			
	5,649,532	07/1997	GRIFFITHS			
	5,649,533	07/1997	OREN			
	5,653,228	08/1997	BYRD			
	5,655,520	08/1997	HOWE et al.			
	5,655,527	08/1997	SCARBERRY et al.			
	5,657,493	08/1997	FERRERO et al.			
	5,657,752	08/1997	LANDIS et al.			
	5,660,171	08/1997	KIMM et al.			

*Examiner

Date Considered

Examiner: Initial if reference considered, whether or not citation is in conformance with MPEP 609; draw line through citation if not in conformance and not considered. Include a copy of this form with next communication to applicant.

ALL REFERENCES CONSIDERED EXCEPT WHERE LINED THROUGH. /LB/

Form PTO/SB-0820 (Also PTO/SB/08A)

Sheet 11 of 34

**INFORMATION DISCLOSURE
CITATION**

ATTY. DOCKET NO.

SERIAL NO.

4398-1328

13/834,189

APPLICANT

D'SOUZA et al.

(Use several sheets if necessary)

FILING DATE

TC/A.U.

March 15, 2013

3763

U.S. PATENT DOCUMENTS

*EXAMINER INITIAL	DOCUMENT NUMBER	DATE	NAME	CLASS	SUBCLASS	FILING DATE IF APPROPRIATE
	5,660,174	08/1997	JACOBELLI			
	5,662,101	09/1997	OGDEN et al.			
	5,666,946	09/1997	LANGENBACK			
	5,676,133	10/1997	HICKLE et al.			
	5,682,881	11/1997	WINTHROP et al.			
	5,685,296	11/1997	ZDROJKOWSKI et al.			
	5,687,715	11/1997	LANDIS et al.			
	5,704,345	01/1998	BERTHON-JONES			
	5,707,342	01/1998	TANAKA			
	5,709,204	01/1998	LESTER			
	5,715,814	02/1998	EBERS			
	5,724,964	03/1998	BRUNSON et al.			
	5,724,965	03/1998	HANDKE et al.			
	5,735,272	04/1998	DILLON et al.			
	5,740,795	04/1998	BRYDON			
	5,740,799	04/1998	NIELSON			
	5,746,201	05/1998	KIDD			
	5,752,509	05/1998	LACHMANN et al.			
	5,752,511	05/1998	SIMMONS et al.			
	5,778,872	07/1998	FUKUNAGA et al.			
	5,782,774	07/1998	SHMULEWITZ			
	5,794,615	08/1998	ESTES			
	5,794,617	08/1998	BRUNELL et al.			
	5,794,619	08/1998	EDEIMAN et al.			
	5,807,341	09/1998	HEIM			
	5,813,423	09/1998	KIRCHGEORG			
	5,832,918	11/1998	PANTINO			
	5,842,469	12/1998	RAPP et al.			
	5,884,624	03/1999	BARNETT et al.			
	5,887,587	03/1999	GROENKE			
	5,896,857	04/1999	HELY et al.			
	5,906,203	05/1999	KLOCKSETH et al.			
	5,909,732	06/1999	DIESEL et al.			
	5,918,598	07/1999	BELFER et al.			
	5,935,136	08/1999	HULSE et al.			
	5,937,445	08/1999	RAVO et al.			
	5,937,851	08/1999	SEROWSKI et al.			
	5,954,049	09/1999	FOLEY et al.			

*Examiner

Date Considered

Examiner: Initial if reference considered, whether or not citation is in conformance with MPEP 609; draw line through citation if not in conformance and not considered. Include a copy of this form with next communication to applicant.

ALL REFERENCES CONSIDERED EXCEPT WHERE LINED THROUGH. /LB/

Form PTO/EP-8820 (Also PTO/SB/08A)

Sheet 12 of 34

**INFORMATION DISCLOSURE
CITATION**

ATTY. DOCKET NO.

SERIAL NO.

4398-1328

13/834,189

APPLICANT

D'SOUZA et al.

(Use several sheets if necessary)

FILING DATE

TC/A.U.

March 15, 2013

3763

U.S. PATENT DOCUMENTS

*EXAMINER INITIAL	DOCUMENT NUMBER	DATE	NAME	CLASS	SUBCLASS	FILING DATE IF APPROPRIATE
	5,964,485	10/1999	HAME et al.			
	5,966,745	10/1999	SCHWARTZ et al.			
	5,970,975	10/1999	ESTES et al.			
	5,975,079	11/1999	HELLINGS et al.			
	6,003,511	12/1999	FUKUNAGA et al.			
	6,006,748	12/1999	HOLLIS			
	6,016,804	01/2000	GLEASON et al.			
	6,019,101	02/2000	COTNER et al.			
	6,026,811	02/2000	SETTLE			
	6,029,660	02/2000	CALLUAUD et al.			
	6,029,665	02/2000	BERTHON-JONES			
	6,044,844	04/2000	KWOK et al.			
	6,062,221	05/2000	BROSTROM et al.			
	6,082,360	07/2000	RUDOLPH et al.			
	6,086,118	07/2000	McNAUGHTON et al.			
	6,091,973	07/2000	COLLA et al.			
	6,095,996	08/2000	STEER et al.			
	6,098,205	08/2000	SCHWARTZ et al.			
	6,102,040	08/2000	TAYEBI et al.			
	6,109,263	08/2000	FEUCHTGRUBER			
	6,112,746	09/2000	KWOK et al.			
	6,119,693	09/2000	KWOK et al.			
	6,119,694	09/2000	CORREA et al.			
	6,123,071	09/2000	BERTHON-JONES et al.			
	6,123,082	09/2000	BERTHON-JONES			
	6,139,787	10/2000	HARRISON			
	6,152,137	11/2000	SCHWARTZ et al.			
	6,155,253	12/2000	GAMBERINI			
	6,192,886	02/2001	RUDOLPH			
	6,193,914	02/2001	HARRISON			
	6,196,223	03/2001	BELFER et al.			
	6,211,263	04/2001	CINELLI et al.			
	6,213,125	04/2001	REESE et al.			
	6,231,548	05/2001	BASSETT			
	6,241,930	06/2001	HARRISON			
	6,257,237	07/2001	SUZUKI			
	6,257,626	07/2001	CAMPAU			
	6,258,066	07/2001	URICH			

*Examiner

Date Considered

Examiner: Initial if reference considered, whether or not citation is in conformance with MPEP 609; draw line through citation if not in conformance and not considered. Include a copy of this form with next communication to applicant.

ALL REFERENCES CONSIDERED EXCEPT WHERE LINED THROUGH. /LB/

Form PTO/SB-0820 (Also PTO/SB/08A)

Sheet 13 of 34

**INFORMATION DISCLOSURE
CITATION**

ATTY. DOCKET NO.

SERIAL NO.

4398-1328

13/834,189

APPLICANT

D'SOUZA et al.

(Use several sheets if necessary)

FILING DATE

TC/A.U.

March 15, 2013

3763

U.S. PATENT DOCUMENTS

*EXAMINER INITIAL	DOCUMENT NUMBER	DATE	NAME	CLASS	SUBCLASS	FILING DATE IF APPROPRIATE
	6,279,573	08/2001	JOHNSON et al.			
	6,295,366	09/2001	BALLER et al.			
	6,328,031	12/2001	TISCHER et al.			
	6,328,038	12/2001	KESSLER et al.			
	6,340,024	01/2002	BROOKMAN et al.			
	6,341,606	01/2002	BORDEWICK et al.			
	6,345,618	02/2002	HAYEK			
	6,347,631	02/2002	HANSEN et al.			
	6,357,440	03/2002	HANSEN et al.			
	6,357,441	03/2002	KWOK et al.			
	6,358,279	03/2002	TAHI et al.			
	6,371,110	04/2002	PETERSON et al.			
	6,374,826	04/2002	GUNARATNAM et al.			
	6,388,640	05/2002	CHIGIRA et al.			
	6,397,847	06/2002	SCARBERRY et al.			
	6,412,488	07/2002	BARNETT et al.			
	6,412,593	07/2002	JONES			
	6,418,928	07/2002	BORDEWICK et al.			
	6,419,660	07/2002	RUSSO			
	6,422,238	07/2002	LITHGOW			
	6,423,036	07/2002	VAN HUZEN			
	6,425,395	07/2002	BREWER et al.			
	6,427,694	08/2002	HECKER et al.			
	6,431,172	08/2002	BORDEWICK			
	6,434,796	08/2002	SPEIRS			
	6,439,230	08/2002	GUNARATNAM et al.			
	6,439,234	08/2002	CURTI et al.			
	6,448,303	09/2002	PAUL			
	6,463,931	10/2002	KWOK et al.			
	6,467,482	10/2002	BOUSSIGNAC			
	6,467,483	10/2002	KOPACKO et al.			
	6,470,887	10/2002	MARTINEZ			
	6,478,026	11/2002	WOOD			
	6,482,178	11/2002	ANDREWS et al.			
	6,491,034	12/2002	GUNARATNAM et al.			
	6,513,526	02/2003	KWOK et al.			
	6,520,182	02/2003	GUNARATNAM			
	6,530,373	03/2003	PATRON et al.			

*Examiner

Date Considered

Examiner: Initial if reference considered, whether or not citation is in conformance with MPEP 609; draw line through citation if not in conformance and not considered. Include a copy of this form with next communication to applicant.

ALL REFERENCES CONSIDERED EXCEPT WHERE LINED THROUGH. /LB/

Form PTO/SB-0820 (Also PTO/SB/08A)

Sheet 14 of 34

**INFORMATION DISCLOSURE
CITATION**

ATTY. DOCKET NO.

SERIAL NO.

4398-1328

13/834,189

APPLICANT

D'SOUZA et al.

(Use several sheets if necessary)

FILING DATE

TC/A.U.

March 15, 2013

3763

U.S. PATENT DOCUMENTS

*EXAMINER INITIAL	DOCUMENT NUMBER	DATE	NAME	CLASS	SUBCLASS	FILING DATE IF APPROPRIATE
	6,532,961	03/2003	KWOK et al.			
	6,536,435	03/2003	PECTEAU et al.			
	6,557,556	05/2003	KWOK et al.			
	6,561,188	05/2003	ELLIS			
	6,561,190	05/2003	KWOK			
	6,561,191	05/2003	KWOK			
	6,561,192	05/2003	PALMER			
	6,561,193	05/2003	NOBLE			
	6,571,798	06/2003	THORNTON			
	6,579,267	06/2003	LYNCH et al.			
	6,581,601	06/2003	ZIAEE			
	6,581,602	07/2003	KWOK et al.			
	6,584,975	07/2003	TAYLOR			
	6,595,214	07/2003	HECKER et al.			
	6,595,215	07/2003	WOOD			
	6,607,516	08/2003	CINELLI et al.			
	6,615,830	09/2003	SEROWSKI et al.			
	6,615,832	09/2003	CHEN			
	6,626,177	09/2003	ZIAEE			
	6,627,289	09/2003	DILNIK et al.			
	6,634,358	10/2003	KWOK et al.			
	6,637,434	10/2003	NOBLE			
	6,644,315	11/2003	ZIAEE			
	6,651,663	11/2003	BARNETT et al.			
	6,655,385	12/2003	CURTI et al.			
	6,663,600	12/2003	BIERMAN et al.			
	6,669,712	12/2003	CARDOSO			
	6,679,257	01/2004	ROBERTSON et al.			
	6,679,261	01/2004	LITHGOW			
	6,679,265	01/2004	STRICKLAND et al.			
	6,691,707	02/2004	GUNARATNAM et al.			
	6,691,708	02/2004	KWOK et al.			
	6,701,535	03/2004	DOBBIE et al.			
	6,701,926	03/2004	OLSEN et al.			
	6,701,927	03/2004	KWOK et al.			
	6,710,099	03/2004	CINELLI et al.			
	6,712,072	03/2004	LANG (corres. to WO 99/43375)			
	6,729,333	05/2004	BARNETT et al.			

*Examiner

Date Considered

Examiner: Initial if reference considered, whether or not citation is in conformance with MPEP 609; draw line through citation if not in conformance and not considered. Include a copy of this form with next communication to applicant.

ALL REFERENCES CONSIDERED EXCEPT WHERE LINED THROUGH. 7/LB/

Form PTO/SB-0820 (Also PTO/SB/08A)

Sheet 15 of 34

INFORMATION DISCLOSURE
CITATION

ATTY. DOCKET NO.

SERIAL NO.

4398-1328

13/834,189

APPLICANT

D'SOUZA et al.

(Use several sheets if necessary)

FILING DATE

TC/A.U.

March 15, 2013

3763

U.S. PATENT DOCUMENTS

*EXAMINER INITIAL	DOCUMENT NUMBER	DATE	NAME	CLASS	SUBCLASS	FILING DATE IF APPROPRIATE
	6,766,800	07/2004	CHU et al.			
	6,766,817	07/2004	da SILVA			
	6,772,760	08/2004	FRATER et al.			
	6,776,162	08/2004	WOOD			
	6,776,163	08/2004	DOUGILL et al.			
	6,789,543	09/2004	CANNON			
	6,796,308	09/2004	GUNARATNAM et al.			
	6,805,117	10/2004	HO et al.			
	6,807,967	10/2004	WOOD			
	6,817,362	11/2004	GELINAS et al.			
	6,820,617	11/2004	ROBERTSON et al.			
	6,823,865	11/2004	DREW et al.			
	6,823,869	11/2004	RAJE et al.			
	6,834,650	12/2004	FINI			
	6,851,425	02/2005	JAFFRE			
	6,851,428	02/2005	DENNIS			
	6,851,429	02/2005	BISHOP			
	6,860,269	03/2005	KWOK et al.			
	6,860,270	03/2005	SNIADICH			
	6,871,649	03/2005	KWOK et al.			
	6,892,729	05/2005	SMITH et al.			
	6,895,965	05/2005	SCARBERRY et al.			
	6,907,882	06/2005	GING et al.			
	6,914,091	07/2005	DONALD et al.			
	6,918,404	07/2005	DIAS da SILVA			
	6,926,004	08/2005	SCHUMACHER			
	6,938,620	09/2005	PAYNE, JR.			
	6,959,710	11/2005	BARNETT et al.			
	6,968,844	11/2005	LILAND			
	6,972,003	12/2005	BIERMAN et al.			
	6,986,352	01/2006	FRATER et al.			
	6,997,177	02/2006	WOOD			
	7,007,696	03/2006	PALKON et al.			
	7,011,090	03/2006	DREW et al.			
	7,018,362	03/2006	BIERMAN et al.			
	7,021,311	04/2006	GUNARATNAM et al.			
	7,040,321	05/2006	GOEBEL			
	7,047,972	05/2006	GING et al.			

*Examiner

Date Considered

Examiner: Initial if reference considered, whether or not citation is in conformance with MPEP 609; draw line through citation if not in conformance and not considered. Include a copy of this form with next communication to applicant.

ALL REFERENCES CONSIDERED EXCEPT WHERE LINED THROUGH. /LB/

Form PTO/SB-A820 (Also PTO/SB/08A)

Sheet 16 of 34

INFORMATION DISCLOSURE CITATION	ATTY. DOCKET NO.	SERIAL NO.
	4398-1328	13/834,189
	APPLICANT	
(Use several sheets if necessary)	D'SOUZA et al.	
	FILING DATE	TC/A.U.
	March 15, 2013	3763

U.S. PATENT DOCUMENTS

*EXAMINER INITIAL	DOCUMENT NUMBER	DATE	NAME	CLASS	SUBCLASS	FILING DATE IF APPROPRIATE
	7,052,127	05/2006	HARRISON			
	7,059,326	06/2006	HEIDMANN et al.			
	7,066,586	06/2006	da SILVA			
	7,069,932	07/2006	EATON et al.			
	7,076,282	07/2006	MUNRO et al.			
	7,076,822	07/2006	PEARCE			
	7,080,645	07/2006	GENGER et al.			
	7,093,599	08/2006	CHEN			
	7,100,610	09/2006	BIENER et al.			
	7,101,359	09/2006	KLINE et al.			
	7,107,989	09/2006	FRATER et al.			
	7,107,989	09/2006	FRATER et al.			
	7,114,497	10/2006	AYLSWORTH et al.			
	7,146,976	12/2006	McKOWN			
	7,152,599	12/2006	THOMAS			
	7,152,601	12/2006	BARAKAT et al.			
	7,178,525	02/2007	MATULA, JR. et al.			
	7,185,652	03/2007	GUNARATNAM et al.			
	7,191,781	03/2007	WOOD			
	7,207,328	04/2007	ALTEMUS			
	7,207,335	04/2007	KWOK et al.			
	7,210,481	05/2007	LOVELL et al.			
	7,216,647	05/2007	LANG et al.			
	7,237,551	07/2007	HO et al.			
	7,243,723	07/2007	SURJAATMADJA			
	7,285,255	10/2007	KADLEC et al.			
	7,302,950	12/2007	BERTHON-JONES et al.			
	7,308,895	12/2007	WIXEY et al.			
	7,318,437	01/2008	GUNARATNAM et al.			
	7,318,439	01/2008	RAJE et al.			
	7,320,323	01/2008	LANG et al.			
	7,341,060	03/2008	GING et al.			
	7,353,826	04/2008	SLEEPER et al.			
	7,441,618	12/2006	LUBKE et al.			
	7,461,656	12/2008	GUNARATNAM et al.			
	7,470,256	12/2008	LAMPROPOULOS et al.			
	7,481,220	01/2009	MEYER et al.			
	7,487,772	02/2009	GING et al.			

*Examiner	Date Considered
-----------	-----------------

Examiner: Initial if reference considered, whether or not citation is in conformance with MPEP 609; draw line through citation if not in conformance and not considered. Include a copy of this form with next communication to applicant.

ALL REFERENCES CONSIDERED EXCEPT WHERE LINED THROUGH. /LB/

Sheet 17 of 34

INFORMATION DISCLOSURE CITATION	ATTY. DOCKET NO.	SERIAL NO.
	4398-1328	13/834,189
(Use several sheets if necessary)	APPLICANT	
	D'SOUZA et al.	
	FILING DATE	TC/A.U.
	March 15, 2013	3763

U.S. PATENT DOCUMENTS

*EXAMINER INITIAL	DOCUMENT NUMBER	DATE	NAME	CLASS	SUBCLASS	FILING DATE IF APPROPRIATE
	7,503,327	03/2009	GUNARATNAM			
	7,509,958	03/2009	AMARASINGHE et al.			
	7,520,869	04/2009	LAMPROPOULOS et al.			
	7,523,754	04/2009	LITHGOW et al.			
	7,562,658	07/2009	MADAUS et al.			
	7,614,400	11/2009	LITHGOW et al.			
	7,614,401	11/2009	THOMPSON			
	7,621,274	11/2009	SPRINKLE et al.			
	7,624,735	12/2009	HO et al.			
	7,640,934	01/2010	ZOLLINGER et al.			
	7,654,263	02/2010	LANG et al.			
	7,658,189	02/2010	DAVIDSON et al.			
	7,665,464	02/2010	KOPACKO et al.			
	7,699,808	04/2010	MARRS et al.			
	7,703,457	04/2010	BARNETT et al.			
	7,708,017	05/2010	DAVIDSON			
	7,743,767	06/2010	GING et al.			
	7,762,259	07/2010	GUNARATNAM			
	7,775,209	08/2010	BIENER et al.			
	7,779,832	08/2010	HO			
	7,798,144	09/2010	KWOK et al.			
	7,814,911	10/2010	BORDEWICK et al.			
	7,819,119	10/2010	HO			
	7,827,990	11/2010	MELIDIS et al.			
	7,841,345	11/2010	GUNEY et al.			
	7,856,980	12/2010	LANG et al.			
	7,856,982	12/2010	MATULA, JR. et al.			
	7,874,293	01/2011	GUNARATNAM et al.			
	7,878,199	02/2011	GING et al.			
	7,900,631	03/2011	PERSSON			
	7,900,635	03/2011	GUNARATNAM et al.			
	7,931,024	04/2011	HO et al.			
	7,958,893	06/2011	LITHGOW et al.			
	7,967,013	06/2011	GING et al.			
	7,967,014	06/2011	HEIDMANN et al.			
	7,971,590	07/2011	FRATER et al.			
	7,992,559	08/2011	LANG et al.			
	7,997,267	08/2011	GING et al.			

*Examiner

Date Considered

Examiner: Initial if reference considered, whether or not citation is in conformance with MPEP 609; draw line through citation if not in conformance and not considered. Include a copy of this form with next communication to applicant.

ALL REFERENCES CONSIDERED EXCEPT WHERE LINED THROUGH. /LB/

Form PTO/SB-0820 (Also PTO/SB/08A)

Sheet 18 of 34

INFORMATION DISCLOSURE
CITATION

ATTY. DOCKET NO.

SERIAL NO.

4398-1328

13/834,189

APPLICANT

D'SOUZA et al.

(Use several sheets if necessary)

FILING DATE

TC/A.U.

March 15, 2013

3763

U.S. PATENT DOCUMENTS

*EXAMINER INITIAL	DOCUMENT NUMBER	DATE	NAME	CLASS	SUBCLASS	FILING DATE IF APPROPRIATE
	8,042,538	10/2011	GING et al.			
	8,042,541	10/2011	AMARASINGHE et al.			
	8,042,542	10/2011	GING et al.			
	8,042,546	10/2011	GUNARATNAM et al.			
	8,051,850	11/2011	KWOK et al.			
	8,091,553	01/2012	BORDEWICK et al.			
	8,136,524	03/2012	GING et al.			
	8,136,525	03/2012	LUBKE et al.			
	8,186,352	05/2012	GUNARATNAM et al.			
	8,210,180	07/2012	GUNARATNAM			
	8,220,459	07/2012	DAVIDSON et al.			
	8,297,283	10/2012	HITCHCOCK et al.			
	8,397,728	03/2013	D'SOUZA et al.			
	US 13/870,678	04/2013	KWOK et al.			
	H397	01/1988	STARK			
	US 2001/0020474	09/2001	HECKER et al.			
	US 2002/0020416	02/2002	NAMEY			
	US 2002/0029780	03/2002	FRATER et al.			
	US 2002/0046755	04/2002	DEVOSS			
	US 2002/0066452	06/2002	KESSLER et al.			
	US 2002/0069872	06/2002	GRADON et al.			
	US 2002/0124849	09/2002	BILLETTE de VILLEMEUR			
	US 2002/0143296	10/2002	RUSSO			
	US 2002/0157673	10/2002	KESSLER et al.			
	US 2002/0174868	11/2002	KWOK et al.			
	US 2003/0019495	01/2003	PALKON et al.			
	US 2003/0062048	04/2003	GRADON et al.			
	US 2003/0089373	05/2003	GRADON et al.			
	US 2003/0168063	09/2003	GAMBONE et al.			
	US 2003/0196656	10/2003	MOORE et al.			
	US 2003/0196658	10/2003	GING et al.			
	US 2004/0025883	02/2004	EATON et al.			
	US 2004/0094157	05/2004	DANTANARAYANA et al.			
	US 2004/0106891	06/2004	LANGAN et al.			
	US 2004/0111104	06/2004	SCHEIN et al.			
	US 2004/0112384	06/2004	LITHGOW et al.			
	US 2004/0112385	06/2004	DREW et al.			
	US 2004/0118406	06/2004	LITHGOW et al.			

*Examiner

Date Considered

Examiner: Initial if reference considered, whether or not citation is in conformance with MPEP 609; draw line through citation if not in conformance and not considered. Include a copy of this form with next communication to applicant.

ALL REFERENCES CONSIDERED EXCEPT WHERE LINED THROUGH. /LB/

Form PTO-SB-8320 (Also PTO/SB/08A)

Sheet 19 of 34

**INFORMATION DISCLOSURE
CITATION**

ATTY. DOCKET NO.

SERIAL NO.

4398-1328

13/834,189

APPLICANT

D'SOUZA et al.

(Use several sheets if necessary)

FILING DATE

TC/A.U.

March 15, 2013

3763

U.S. PATENT DOCUMENTS

*EXAMINER INITIAL	DOCUMENT NUMBER	DATE	NAME	CLASS	SUBCLASS	FILING DATE IF APPROPRIATE
	US 2004/0127856	07/2004	JOHNSON			
	US 2004/0177850	09/2004	GRADON et al.			
	US 2004/0182398	09/2004	SPRINKLE et al.			
	US 2004/0211428	10/2004	JONES			
	US 2004/0226566	11/2004	GUNARATNAM et al.			
	US 2005/0051171	03/2005	BOOTH			
	US 2005/0051176	03/2005	RIGGINS			
	US 2005/0056286	03/2005	HUDDART et al.			
	US 2005/0061326	03/2005	PAYNE, JR.			
	US 2005/0098183	05/2005	NASH et al.			
	US 2005/0150495	07/2005	RITTNER et al.			
	US 2005/0155604	07/2005	GING et al.			
	US 2005/0211252	09/2005	LANG et al.			
	US 2005/0241644	11/2005	GUNARATNAM et al.			
	US 2006/0076017	04/2006	WALKER et al.			
	US 2006/0118117	06/2006	BERTHON-JONES et al.			
	US 2006/0124131	06/2006	CHANDRAN et al.			
	US 2006/0137690	06/2006	GUNARATNAM et al.			
	US 2006/0174887	08/2006	CHANDRAN et al.			
	US 2006/0207597	09/2006	WRIGHT			
	US 2006/0213520	09/2006	FRATER et al.			
	US 2006/0219246	10/2006	DENNIS			
	US 2006/0254593	11/2006	CHANG			
	US 2006/0272646	12/2006	HO et al.			
	US 2006/0283461	12/2006	LUBKE et al.			
	US 2007/0044804	03/2007	MATULA, JR. et al.			
	US 2007/0137653	06/2007	WOOD			
	US 2007/0144525	06/2007	DAVIDSON et al.			
	US 2007/0215161	09/2007	FRATER et al.			
	US 2007/0221226	09/2007	HANSEN et al.			
	US 2007/0272249	11/2007	CHANDRAN et al.			
	US 2007/0282272	12/2007	BANNON et al.			
	US 2008/0004573	01/2008	KAUFMANN et al.			
	US 2008/0006277	01/2008	WORBOYS et al.			
	US 2008/0047560	02/2008	VELISS et al.			
	US 2008/0060649	03/2008	VELISS et al.			
	US 2008/0065022	03/2008	KYVIK et al.			
	US 2008/0110464	05/2008	DAVIDSON et al.			

*Examiner

Date Considered

Examiner: Initial if reference considered, whether or not citation is in conformance with MPEP 609; draw line through citation if not in conformance and not considered. Include a copy of this form with next communication to applicant.

ALL REFERENCES CONSIDERED EXCEPT WHERE LINED THROUGH. /LB/

Form PTO/SB-0820 (Also PTO/SB/08A)

Sheet 20 of 34

**INFORMATION DISCLOSURE
CITATION**

ATTY. DOCKET NO.

SERIAL NO.

4398-1328

13/834,189

APPLICANT

D'SOUZA et al.

(Use several sheets if necessary)

FILING DATE

TC/A.U.

March 15, 2013

3763

U.S. PATENT DOCUMENTS

*EXAMINER INITIAL	DOCUMENT NUMBER	DATE	NAME	CLASS	SUBCLASS	FILING DATE IF APPROPRIATE
	US 2008/0110469	05/2008	WEINBERG			
	US 2008/0178875	07/2008	HENRY			
	US 2008/0178886	07/2008	LIEBERMAN et al.			
	US 2008/0200880	08/2008	KYVIK et al.			
	US 2008/0257354	10/2008	DAVIDSON et al.			
	US 2008/0302365	12/2008	COHEN et al.			
	US 2008/0314389	12/2008	THOMAS et al.			
	US 2009/0044808	02/2009	GUNEY et al.			
	US 2009/0050156	02/2009	NG et al.			
	US 2009/0126739	05/2009	NG et al.			
	US 2009/0139526	06/2009	MELIDIS et al.			
	US 2009/0139527	06/2009	NG et al.			
	US 2009/0173343	07/2009	OMURA et al.			
	US 2009/0217929	09/2009	KWOK et al.			
	US 2009/0223518	09/2009	KWOK et al.			
	US 2009/0223521	09/2009	HOWARD et al.			
	US 2010/0000534	01/2010	KOOIJ et al.			
	US 2010/0000543	01/2010	BERTHON-JONES et al.			
	US 2010/0018534	01/2010	VELISS et al.			
	US 2010/0089401	04/2010	LANG et al.			
	US 2010/0132717	06/2010	DAVIDSON et al.			
	US 2010/0192955	08/2010	BIENER et al.			
	US 2010/0282265	11/2010	MELIDIS et al.			
	US 2010/0300447	12/2010	BIENER et al.			
	US 2011/0030692	02/2011	JONES et al.			
	US 2011/0056497	03/2011	SCHEINER et al.			
	US 2011/0220110	09/2011	FRATER et al.			
	US 2011/0220114	09/2011	LITHGOW et al.			
	US 2011/0226254	09/2011	LANG et al.			
	US 2011/0259337	10/2011	HITCHCOCK et al.			
	US 2012/0138063	06/2012	EVES et al.			
	US 2012/0174928	07/2012	RAJE et al.			
	US 2012/0266886	10/2012	DAVIDSON et al.			
	US 2013/0037033	04/2013	HITCHCOCK et al.			
	US 2013/0081628	04/2013	DAVIDSON et al.			
	US 2013/0081629	04/2013	DAVIDSON et al.			
	US 2013/0081630	04/2013	DAVIDSON et al.			
	US 2013/0081631	04/2013	DAVIDSON et al.			

*Examiner

Date Considered

Examiner: Initial if reference considered, whether or not citation is in conformance with MPEP 609; draw line through citation if not in conformance and not considered. Include a copy of this form with next communication to applicant.

ALL REFERENCES CONSIDERED EXCEPT WHERE LINED THROUGH. /LB/

Form PTO/SB-0820 (Also PTO/SB/08A)

Sheet 21 of 34

**INFORMATION DISCLOSURE
CITATION**

ATTY. DOCKET NO.

SERIAL NO.

4398-1328

13/834,189

APPLICANT

D'SOUZA et al.

(Use several sheets if necessary)

FILING DATE

TC/A.U.

March 15, 2013

3763

U.S. PATENT DOCUMENTS

*EXAMINER INITIAL	DOCUMENT NUMBER	DATE	NAME	CLASS	SUBCLASS	FILING DATE IF APPROPRIATE
	US 2013/0081632	04/2013	DAVIDSON et al.			
	US 2013/0086795	04/2013	DAVIDSON et al.			
	US 2013/0086796	04/2013	DAVIDSON et al.			
	US 2013/0087147	04/2013	DAVIDSON et al.			
	US 2013/0087148	04/2013	DAVIDSON et al.			
	US 2013/0087149	04/2013	DAVIDSON et al.			
	US 2013/0092168	04/2013	DAVIDSON et al.			
	US 2013/0092170	04/2013	DAVIDSON et al.			
	D156,060	11/1949	WADE			
	D161,337	12/1950	HILL			
	D188,084	05/1960	GARELICK			
	D231,803	06/1974	HUDDY			
	D248,497	07/1978	SLOSEK			
	D250,131	10/1978	LEWIS et al.			
	D262,322	12/1981	MIZERAK			
	D285,496	09/1986	BERMAN			
	D289,238	04/1987	ARTHUR, JR.			
	D293,613	01/1988	WINGLER			
	D304,384	10/1989	DEROBERT			
	D310,431	09/1990	BELLM			
	D313,277	12/1990	HAINING			
	D323,908	02/1992	HOLLISTER et al.			
	D333,015	02/1993	FARMER et al.			
	D334,633	04/1993	RUDOLPH			
	D335,322	05/1993	JONES			
	D349,586	08/1994	HANDKE			
	D362,061	09/1995	McGINNIS et al.			
	D377,089	12/1996	STARR et al.			
	D385,960	11/1997	RUDOLPH			
	D389,238	01/1998	KIRK, III et al.			
	D398,987	09/1998	COTNER et al.			
	D402,755	12/1998	KWOK			
	D412,745	08/1999	SCHEU			
	D419,658	01/2000	MATCHETT et al.			
	D421,298	02/2000	KENYON et al.			
	D423,096	04/2000	KWOK			
	D428,987	08/2000	KWOK			
	D439,326	03/2001	HECKER et al.			

*Examiner

Date Considered

Examiner: Initial if reference considered, whether or not citation is in conformance with MPEP 609; draw line through citation if not in conformance and not considered. Include a copy of this form with next communication to applicant.

ALL REFERENCES CONSIDERED EXCEPT WHERE LINED THROUGH. /LB/

Form PTO-SB-0820 (Also PTO/SB/08A)

Sheet 22 of 34

INFORMATION DISCLOSURE
CITATION

ATTY. DOCKET NO.

SERIAL NO.

4398-1328

13/834,189

APPLICANT

D'SOUZA et al.

(Use several sheets if necessary)

FILING DATE

TC/A.U.

March 15, 2013

3763

U.S. PATENT DOCUMENTS

*EXAMINER INITIAL	DOCUMENT NUMBER	DATE	NAME	CLASS	SUBCLASS	FILING DATE IF APPROPRIATE
	D443,355	06/2001	GUNARATNAM et al.			
	D468,823	01/2003	SMART			
	D484,237	12/2003	LANG et al.			
	D485,905	01/2004	MOORE et al.			
	D492,992	07/2004	GUNEY et al.			
	D493,521	07/2004	GUNEY			
	D550,836	09/2007	CHANDRAN et al.			
	D552,733	10/2007	CRISCUOLO et al.			
	RE 24,193	08/1956	EMERSON			
	RE 35,339	10/1996	RAPOPORT			
	RE 36,165	03/1999	BEHR			

FOREIGN PATENT DOCUMENTS

DOCUMENT	DATE	COUNTRY	CLASS	SUBCLASS	TRANSLATION YES NO
AU 91/77110	11/1991	AUSTRALIA			
AU 94/64816	12/1994	AUSTRALIA			
AU 95/16178	07/1995	AUSTRALIA			
AU 94/59430	10/1995	AUSTRALIA			
AU 95/32914	02/1996	AUSTRALIA			
AU 96/51130	10/1996	AUSTRALIA			
AU 97/41018	04/1998	AUSTRALIA			
AU 98/89312	01/1999	AUSTRALIA			
AU 2005100738	11/2005	AUSTRALIA			
CA 618807	04/1961	CANADA			
CA 623129	07/1961	CANADA			
CA 1039144	09/1978	CANADA			
CN 1219883	06/1999	CHINA			ABSTRACT
CN 2464353	12/2001	CHINA			ABSTRACT
CN 1735439	02/2006	CHINA			ABSTRACT
DD 146 688	01/1981	EAST GERMANY			X
DD 159 396	03/1983	EAST GERMANY			ABSTRACT
EP 0 054 154	06/1982	EUROPE			X
EP 0 252 052	01/1988	EUROPE			
EP 0 264 772	04/1988	EUROPE			
EP 0 288 937	11/1988	EUROPE			
EP 0 334 555	09/1989	EUROPE			
EP 0 386 605	09/1990	EUROPE			X
EP 0 427 474	05/1991	EUROPE			
EP 0 462 701	12/1991	EUROPE			

*Examiner

Date Considered

Examiner: Initial if reference considered, whether or not citation is in conformance with MPEP 609; draw line through citation if not in conformance and not considered. Include a copy of this form with next communication to applicant.

ALL REFERENCES CONSIDERED EXCEPT WHERE LINED THROUGH. /LB/

Form PTO/ER-A820 (Also PTO/SB/08A)

Sheet 23 of 34

INFORMATION DISCLOSURE
CITATION

ATTY. DOCKET NO.

SERIAL NO.

4398-1328

13/834,189

APPLICANT

D'SOUZA et al.

(Use several sheets if necessary)

FILING DATE

TC/A.U.

March 15, 2013

3763

FOREIGN PATENT DOCUMENTS

						TRANSLATION	
DOCUMENT	DATE	COUNTRY	CLASS	SUBCLASS	YES	NO	
EP 0 466 960	01/1992	EUROPE					
EP 0 303 090 B1	04/1992	EUROPE					
EP 0 549 299	06/1993	EUROPE					
EP 0 602 424	06/1994	EUROPE			X		
EP 0 608 684	08/1994	EUROPE					
EP 0 658 356	06/1995	EUROPE					
EP 0 697 225	02/1996	EUROPE			X		
EP 0 178 925 A2	04/1996	EUROPE					
EP 0 747 078	12/1996	EUROPE					
EP 0 776 679	06/1997	EUROPE					
EP 0 821 978	02/1998	EUROPE					
EP 0 853 962	07/1998	EUROPE					
EP 1 099 452	05/2001	EUROPE			X		
EP 1 118 346	07/2001	EUROPE			X		
EP 1 163 923	12/2001	EUROPE					
EP 1 205 205	05/2002	EUROPE			X		
EP 1 258 266	11/2002	EUROPE					
EP 1 334 742	08/2003	EUROPE					
EP 1 356 841	10/2003	EUROPE					
EP 1 356 843	10/2003	EUROPE					
EP 1 360 971	11/2003	EUROPE					
EP 1 481 702	12/2004	EUROPE					
EP 2 471 566	07/2012	EUROPE					
EP 2 471 567	07/2012	EUROPE					
FR 780018	04/1935	FRANCE			X		
FR 2 574 657	06/1986	FRANCE			X		
FR 2 658 725	08/1991	FRANCE			X		
FR 2 720 280	12/1995	FRANCE			X		
FR 2 749 176	12/1997	FRANCE			X		
FR 2 823 122	10/2002	FRANCE			X		
DE 185 017	05/1907	GERMANY					X
DE 284 800	11/1913	GERMANY					X
DE 459 104	04/1928	GERMANY			X		
DE 701 690	01/1941	GERMANY			X		
DE 30 11 900	10/1980	GERMANY			X		
DE 30 15 279	10/1981	GERMANY			X		
DE 31 49 449	10/1982	GERMANY			X		
DE 33 45 067	06/1984	GERMANY					ABSTRACT

*Examiner

Date Considered

Examiner: Initial if reference considered, whether or not citation is in conformance with MPEP 609; draw line through citation if not in conformance and not considered. Include a copy of this form with next communication to applicant.

Form PTO/EP-A520 (Also PTO/SB/08A)

ALL REFERENCES CONSIDERED EXCEPT WHERE LINED THROUGH. /LB/

Sheet 24 of 34

INFORMATION DISCLOSURE
CITATION

ATTY. DOCKET NO.

SERIAL NO.

4398-1328

13/834,189

APPLICANT

D'SOUZA et al.

(Use several sheets if necessary)

FILING DATE

TC/A.U.

March 15, 2013

3763

FOREIGN PATENT DOCUMENTS

						TRANSLATION	
DOCUMENT	DATE	COUNTRY	CLASS	SUBCLASS	YES	NO	
DE 37 07 952	03/1987	GERMANY			X		
DE 35 37 507	04/1987	GERMANY			X		
DE 35 39 073	05/1987	GERMANY			X		
DE 37 19 009	12/1988	GERMANY			X		
DE 39 27 038	02/1991	GERMANY			X		
DE 40 04 157	04/1991	GERMANY			X		
DE 42 12 259	01/1993	GERMANY			X		
DE 42 33 448	04/1993	GERMANY			X		
DE 43 43 205	06/1995	GERMANY			X		
DE 195 48 380	07/1996	GERMANY			X		
DE 196 03 949	08/1997	GERMANY			X		
DE 297 15 718	10/1997	GERMANY					X
DE 197 35 359	01/1998	GERMANY			X		
DE 297 23 101	07/1998	GERMANY			X		
DE 197 03 526	08/1998	GERMANY			X		
DE 298 10 846	08/1998	GERMANY					ABSTRACT
DE 198 17 332	01/1999	GERMANY			X		
DE 198 07 961	08/1999	GERMANY			X		
DE 198 08 105	09/1999	GERMANY			X		
DE 198 40 760	03/2000	GERMANY			X		
DE 200 05 346	05/2000	GERMANY			X		
DE 299 23 141	05/2000	GERMANY					X
DE 200 17 940	02/2001	GERMANY			X		
DE 199 44 242	03/2001	GERMANY			X		
DE 199 54 517	06/2001	GERMANY			X		
DE 199 62 515	07/2001	GERMANY			X		
DE 100 02 571	07/2001	GERMANY			X		
DE 100 45 183	05/2002	GERMANY			X		
DE 102 13 905	10/2002	GERMANY			X		
DE 10 2004 055 433	11/2004	GERMANY			X		
DE 103 31 837	01/2005	GERMANY			X		
DE 20 2004 018 108	02/2005	GERMANY			X		
DE 103 38 169	03/2005	GERMANY			X		
GB 532 214	01/1941	GREAT BRITAIN					
GB 649 689	01/1951	GREAT BRITAIN					
GB 823 887	11/1959	GREAT BRITAIN					
GB 880 942	10/1961	GREAT BRITAIN					
GB 1 395 391	05/1975	GREAT BRITAIN					

*Examiner

Date Considered

Examiner: Initial if reference considered, whether or not citation is in conformance with MPEP 609; draw line through citation if not in conformance and not considered. Include a copy of this form with next communication to applicant.

ALL REFERENCES CONSIDERED EXCEPT WHERE LINED THROUGH. /LB/

Form PTO-FR-A820 (Also PTO/SB/08A)

Sheet 25 of 34

INFORMATION DISCLOSURE
CITATION

ATTY. DOCKET NO.

SERIAL NO.

4398-1328

13/834,189

APPLICANT

D'SOUZA et al.

(Use several sheets if necessary)

FILING DATE

TC/A.U.

March 15, 2013

3763

FOREIGN PATENT DOCUMENTS

						TRANSLATION	
DOCUMENT	DATE	COUNTRY	CLASS	SUBCLASS		YES	NO
GB 1 467 828	03/1977	GREAT BRITAIN					
GB 2 145 335	03/1985	GREAT BRITAIN					
GB 2 147 506	05/1985	GREAT BRITAIN					
GB 2 164 569	03/1986	GREAT BRITAIN					
GB 2 176 404	12/1986	GREAT BRITAIN					
GB 2 186 801	08/1987	GREAT BRITAIN					
GB 2 267 648	12/1993	GREAT BRITAIN					
GB 2 368 533	05/2002	GREAT BRITAIN					
GB 2 385 533	05/2003	GREAT BRITAIN					
JP S39-13991	07/1964	JAPAN				PARTIAL	
JP S51-142793	11/1976	JAPAN					X
JP H03-007173	01/1991	JAPAN				ABSTRACT	
JP H09-216240	08/1997	JAPAN				ABSTRACT	
JP H11-000397	01/1999	JAPAN				ABSTRACT	
JP H11-104256	04/1999	JAPAN				ABSTRACT	
JP H11-508159	07/1999	JAPAN				ABSTRACT	
JP 2000-279520	10/2000	JAPAN				ABSTRACT	
JP 2000-325481	11/2000	JAPAN				ABSTRACT	
JP 2000-515784	11/2000	JAPAN				ABSTRACT	
JP 2002-028240	04/2002	JAPAN				ABSTRACT	
JP 2002-543943	12/2002	JAPAN				ABSTRACT	
JP 2003-175106	06/2003	JAPAN				ABSTRACT	
JP 2003-535657	12/2003	JAPAN				ABSTRACT	
JP 2004-000570	01/2004	JAPAN				ABSTRACT	
JP 2005-337371	12/2005	JAPAN				ABSTRACT	
JP 3802872	07/2006	JAPAN				ABSTRACT	
JP 2008-501438	01/2008	JAPAN				ABSTRACT	
WO 80/01044	05/1980	PCT					
WO 82/03548	10/1982	PCT					
WO 86/06969	12/1986	PCT					
WO 87/01950	04/1987	PCT					
WO 91/03277	03/1991	PCT				ABSTRACT	
WO 92/15353	09/1992	PCT					
WO 92/20392	11/1992	PCT					
WO 92/20395	11/1992	PCT				ABSTRACT	
WO 93/01854	02/1993	PCT					
WO 93/24169	12/1993	PCT					
WO 94/02190	02/1994	PCT				ABSTRACT	

*Examiner

Date Considered

Examiner: Initial if reference considered, whether or not citation is in conformance with MPEP 809; draw line through citation if not in conformance and not considered. Include a copy of this form with next communication to applicant.

Form PTO-FB-A820 (Also PTO/SB/08A)

ALL REFERENCES CONSIDERED EXCEPT WHERE LINED THROUGH. /LB/

Sheet 26 of 34

INFORMATION DISCLOSURE
CITATION

ATTY. DOCKET NO.

SERIAL NO.

4398-1328

13/834,189

APPLICANT

D'SOUZA et al.

(Use several sheets if necessary)

FILING DATE

TC/A.U.

March 15, 2013

3763

FOREIGN PATENT DOCUMENTS

						TRANSLATION	
DOCUMENT	DATE	COUNTRY	CLASS	SUBCLASS		YES	NO
WO 94/16759	08/1994	PCT					
WO 94/20051	09/1994	PCT					
WO 95/02428	01/1995	PCT				ABSTRACT	
WO 96/17643	06/1996	PCT					
WO 96/25983	08/1996	PCT					
WO 96/28207	09/1996	PCT				ABSTRACT	
WO 96/39206	12/1996	PCT					
WO 97/07847	03/1997	PCT					
WO 97/09090	03/1997	PCT					
WO 97/41911	11/1997	PCT					
WO 98/03145	01/1998	PCT					
WO 98/04310	02/1998	PCT					
WO 98/11930	03/1998	PCT					
WO 98/12965	04/1998	PCT					
WO 98/18514	05/1998	PCT					
WO 98/23305	06/1998	PCT					
WO 98/24499	06/1998	PCT					
WO 98/26829	06/1998	PCT					
WO 98/26830	06/1998	PCT					
WO 98/34665	08/1998	PCT					
WO 98/48878	11/1998	PCT				ABSTRACT	
WO 99/16327	04/1999	PCT					
WO 99/25410	05/1999	PCT					
WO 99/43375	09/1999	PCT				ABSTRACT	
WO 99/58181	11/1999	PCT					
WO 99/61088	12/1999	PCT					
WO 99/65554	12/1999	PCT				ABSTRACT	
WO 00/20072	04/2000	PCT					
WO 00/21600	04/2000	PCT					
WO 00/35525	06/2000	PCT					
WO 00/38772	07/2000	PCT					
WO 00/50121	08/2000	PCT					
WO 00/57942	10/2000	PCT					
WO 00/72905	12/2000	PCT					
WO 00/74758	12/2000	PCT					
WO 00/76568	12/2000	PCT					
WO 00/78381	12/2000	PCT					
WO 00/78384	12/2000	PCT					

*Examiner

Date Considered

Examiner: Initial if reference considered, whether or not citation is in conformance with MPEP 609; draw line through citation if not in conformance and not considered. Include a copy of this form with next communication to applicant.

Form PTO/E6-A820 (Also PTO/SB/08A)

ALL REFERENCES CONSIDERED EXCEPT WHERE LINED THROUGH. /LB/

Sheet 27 of 34

**INFORMATION DISCLOSURE
CITATION**

ATTY. DOCKET NO.

SERIAL NO.

4398-1328

13/834,189

APPLICANT

D'SOUZA et al.

(Use several sheets if necessary)

FILING DATE

TC/A.U.

March 15, 2013

3763

FOREIGN PATENT DOCUMENTS

						TRANSLATION	
DOCUMENT	DATE	COUNTRY	CLASS	SUBCLASS		YES	NO
WO 01/62326	08/2001	PCT				ABSTRACT	
WO 01/95965	12/2001	PCT					
WO 01/97892	12/2001	PCT					
WO 01/97893	12/2001	PCT					
WO 02/32491	04/2002	PCT				ABSTRACT	
WO 02/38221	05/2002	PCT					
WO 02/45784	06/2002	PCT					
WO 03/005931	01/2003	PCT					
WO 03/059427	07/2003	PCT				ABSTRACT	
WO 03/082406	10/2003	PCT					
WO 03/090827	11/2003	PCT					
WO 03/105921	12/2003	PCT				ABSTRACT	
WO 2004/007010	01/2004	PCT					
WO 2004/022144	03/2004	PCT					
WO 2004/022145	03/2004	PCT					
WO 2004/022146	03/2004	PCT					
WO 2004/022147	03/2004	PCT					
WO 2004/041342	05/2004	PCT					
WO 2004/073778	09/2004	PCT					
WO 2004/078228	09/2004	PCT					
WO 2004/078230	09/2004	PCT					
WO 2004/096332	11/2004	PCT					
WO 2005/002656	01/2005	PCT					
WO 2005/018523	03/2005	PCT					
WO 2005/021075	03/2005	PCT					
WO 2005/028010	03/2005	PCT					
WO 2005/053781	06/2005	PCT					
WO 2005/063326	07/2005	PCT					
WO 2005/063328	07/2005	PCT					
WO 2005/086943	09/2005	PCT					
WO 2005/094928	10/2005	PCT					
WO 2005/099801	10/2005	PCT					
WO 2005/110220	11/2005	PCT					
WO 2005/118040	12/2005	PCT					
WO 2005/123166	12/2005	PCT					
WO 2006/000046	01/2006	PCT					
WO 2006/014630	02/2006	PCT					
WO 2006/052653	05/2006	PCT					

*Examiner

Date Considered

Examiner: Initial if reference considered, whether or not citation is in conformance with MPEP 609; draw line through citation if not in conformance and not considered. Include a copy of this form with next communication to applicant.

Form PTO-EP-A820 (Also PTO/SB/08A)

ALL REFERENCES CONSIDERED EXCEPT WHERE LINED THROUGH. /LB/

Sheet 28 of 34

**INFORMATION DISCLOSURE
CITATION**

ATTY. DOCKET NO.

SERIAL NO.

4398-1328

13/834,189

APPLICANT

D'SOUZA et al.

(Use several sheets if necessary)

FILING DATE

TC/A.U.

March 15, 2013

3763

FOREIGN PATENT DOCUMENTS

						TRANSLATION	
DOCUMENT	DATE	COUNTRY	CLASS	SUBCLASS		YES	NO
WO 2006/069345	06/2006	PCT					
WO 2006/069415	07/2006	PCT					
WO 2006/074513	07/2006	PCT					
WO 2006/074515	07/2006	PCT					
WO 2006/074516	07/2006	PCT					
WO 2006/099658	09/2006	PCT					
WO 2006/102707	10/2006	PCT					
WO 2006/130903	12/2006	PCT					
WO 2006/138416	12/2006	PCT					
WO 2007/009182	01/2007	PCT					
WO 2007/041751	04/2007	PCT					
WO 2007/041786	04/2007	PCT					
WO 2007/045008	04/2007	PCT					
WO 2007/048174	05/2007	PCT					
WO 2007/053878	05/2007	PCT					
WO 2007/143772	12/2007	PCT					
WO 2007/143792	12/2007	PCT					
WO 2007/145534	12/2007	PCT					
WO 2008/011682	01/2008	PCT					
WO 2008/011683	01/2008	PCT					
WO 2008/040050	04/2008	PCT					
WO 2008/070929	06/2008	PCT					
WO 2009/026627	03/2009	PCT					
WO 2009/052560	04/2009	PCT					
WO 2009/062265	05/2009	PCT					
WO 2009/108994	09/2009	PCT					
WO 2009/108995	09/2009	PCT					
WO 2009/109004	09/2009	PCT					
WO 2010/028425	03/2010	PCT					
WO 2010/066004	06/2010	PCT					
WO 2011/060479	05/2011	PCT					
WO 2013/057647	04/2013	PCT					
WO 2013/061260	05/2013	PCT					

*EXAMINER
INITIAL**OTHER DOCUMENTS (including Author, Title, Date, Pertinent pages, etc.)**

Adam J. Singer MD et al. "The Cyanoacrylate Topical Skin Adhesives," American Journal of Emergency Medicine, Vol. 26, 2008, pages 490-496

*Examiner

Date Considered

Examiner: Initial if reference considered, whether or not citation is in conformance with MPEP 609; draw line through citation if not in conformance and not considered. Include a copy of this form with next communication to applicant.

ALL REFERENCES CONSIDERED EXCEPT WHERE LINED THROUGH. 7/LB/

Form PTO/SB-0820 (Also PTO/SB/08A)

Sheet 29 of 34

**INFORMATION DISCLOSURE
CITATION**

ATTY. DOCKET NO.

SERIAL NO.

4398-1328

13/834,189

APPLICANT

D'SOUZA et al.

(Use several sheets if necessary)

FILING DATE

TC/A.U.

March 15, 2013

3763

***EXAMINER
INITIAL****OTHER DOCUMENTS (including Author, Title, Date, Pertinent pages, etc.)**

	Australian Appln. No. 2005253641 – Examiner's First Report, dated April 20, 2010
	Australian Appln. No. 2005253641 – Examiner's Report, dated August 18, 2011
	Australian Appln. No. 2006206040 – Examination Report, dated June 27, 2012
	Australian Appln. No. 2009221630 – Examination Report, dated March 21, 2013
	Australian Appln. No. 2010251884 – Examination Report, dated July 27, 2012
	Chinese Appln. No. 200480011911.9 – Office Action (w/English translation), dated June 24, 2010
	Chinese Appln. No. 200580020203.6 – Office Action (w/English translation), dated June 1, 2010
	Chinese Appln. No. 200580020203.6 – Office Action (w/English translation), dated July 6, 2011
	Chinese Appln. No. 200580020203.6 – Office Action (w/English translation), dated December 23, 2011
	Chinese Appln. No. 200580020203.6 – Office Action (w/English translation), dated April 18, 2012
	Chinese Appln. No. 200680002169.4 – Office Action (w/English translation), dated March 23, 2010
	Chinese Appln. No. 200680002169.4 – Third Office Action (w/English translation), dated November 11, 2010
	Chinese Appln. No. 200810109270.0 – Office Action (w/English translation), dated October 19, 2011
	Chinese Appln. No. 200810109270.0 – Office Action (w/English translation), dated June 27, 2012
	Chinese Appln. No. 200910223650.1 – Office Action (w/English translation), dated March 29, 2012
	Chinese Appln. No. 200980116004.3 – Office Action (w/English translation), dated December 24, 2012
	Chinese Appln. No. 201010000226.3 – Office Action (w/English translation), dated April 26, 2012
	Chinese Appln. No. 201010517066.X – Office Action (w/English translation), dated November 10, 2011
	ComfortLite™, Respironics, http://comfortlite.respironics.com, before applicants' filing date
	ComfortLite™ 2, Respironics, http://comfortlite2.respironics.com, before applicants' filing date
	"Ear Loop Face Mask", before applicants' filing date
	European Appln. No. EP 01944732.5 – Office Action, dated November 27, 2009
	European Appln. No. EP 02714190.2 – Search Report, dated July 11, 2006
	European Appln. No. EP 03793493.2 – Supplementary Search Report, dated December 2, 2009
	European Appln. No. EP 03793493.2 – Office Action, dated March 18, 2011
	European Appln. No. EP 03810331.3 – Supplementary Search Report, dated December 18, 2009
	European Appln. No. EP 04730413.4 – Supplementary Search Report, dated September 29, 2009
	European Appln. No. EP 04802114.1 – Supplementary Search Report, dated May 7, 2009
	European Appln. No. EP 04802133.1 – Supplementary Search Report, dated September 8, 2009
	European Appln. No. EP 04802133.1 – Office Action, dated December 22, 2009
	European Appln. No. EP 05746824.1 – Supplementary Search Report, dated December 17, 2009
	European Appln. No. EP 05749447.8 – Supplementary Search Report, dated December 8, 2009
	European Appln. No. EP 06704287.9 – Supplementary Search Report, dated October 6, 2009
	European Appln. No. EP 06704287.9 – Office Action, dated July 18, 2011
	European Appln. No. EP 07784697.0 – Search Report, dated July 27, 2009

*Examiner

Date Considered

Examiner: Initial if reference considered, whether or not citation is in conformance with MPEP 609; draw line through citation if not in conformance and not considered. Include a copy of this form with next communication to applicant.

ALL REFERENCES CONSIDERED EXCEPT WHERE LINED THROUGH. /LB/

Form PTO/SB-0820 (Also PTO/SB/08A)

Sheet 30 of 34

INFORMATION DISCLOSURE CITATION	ATTY. DOCKET NO.	SERIAL NO.
	4398-1328	13/834,189
	APPLICANT	
	D'SOUZA et al.	
(Use several sheets if necessary)	FILING DATE	TC/A.U.
	March 15, 2013	3763

*EXAMINER
INITIAL**OTHER DOCUMENTS (including Author, Title, Date, Pertinent pages, etc.)**

	European Appln. No. EP 07845378.4 – Search Report, dated December 1, 2009
	European Appln. No. EP 08154854.7 – Extended Search Report, dated November 27, 2008
	European Appln. No. EP 08154854.7 – Examination Report, dated July 1, 2011
	European Appln. No. EP 08161249.1 – Extended Search Report, dated March 19, 2009
	European Appln. No. EP 08161868.8 – Search Report, dated September 23, 2008
	European Appln. No. EP 09003544.5 – Search Report, dated June 2, 2009
	European Appln. No. EP 09161984.1 – Extended Search Report, dated September 3, 2009
	European Appln. No. EP 09178736.6 – Search Report, dated April 19, 2010
	European Appln. No. EP 10181516.5 – Search Report, dated June 13, 2012
	European Appln. No. EP 10182015.7 – Search Report, dated June 15, 2012
	European Appln. No. EP 11174401.7 – Search Report, dated October 20, 2011
	European Appln. No. EP 11174407.4 – Extended Search Report, dated October 20, 2011
	European Appln. No. EP 12154923.2 – Extended Search Report, dated June 1, 2012
	European Appln. No. EP 12154926.5 – Extended Search Report, dated June 6, 2012
	European Appln. No. EP 12165749.8 – Extended Search Report, dated October 10, 2012
	European Appln. No. EP 12165751.4 – Extended Search Report, dated October 8, 2012
	Fisher and Paykel Cos. – Product Family – http://www.fphcare.com/oca/products.asp/, before applicants' filing date
	German Patent No. 101 51 984 - Decision from Opposition hearing by Weinmann (w/English translation), dated December 6, 2007
	Hans Rudolph, Inc. – Mask Products – http://www.rudolphkc.com/products.php?category=MASKS, before applicants' filing date
	"If You Hate CPAP, You Need CPAP Pro ©," www.cpapro.com, before applicants' filing date
	Japanese Appln. No. 2003-537718 – Office Action (w/English translation), dated October 7, 2008
	Japanese Appln. No. 2003-559587 – Office Action (w/English translation), dated March 17, 2009
	Japanese Appln. No. 2005-004072 – Office Action (w/English translation), dated September 24, 2009
	Japanese Appln. No. 2005-337371 – Reasons for Rejection (w/English translation), dated February 22, 2011
	Japanese Appln. No. 2005-337371 – Final Office Action (w/English translation), dated January 31, 2012
	Japanese Appln. No. 2006-504029 – Office Action (w/English translation), dated November 10, 2009
	Japanese Appln. No. 2006-545843 – Notice of Reasons for Rejection (w/English translation), dated June 7, 2011
	Japanese Appln. No. 2007-515732 – Office Action (w/English translation), dated August 24, 2010
	Japanese Appln. No. 2007-515732 – Office Action (w/English translation), dated August 16, 2011
	Japanese Appln. No. 2007-515732 – Office Action (w/English translation), dated June 12, 2012
	Japanese Appln. No. 2007-550636 – Office Action (w/English translation), dated March 18, 2011
	Japanese Appln. No. 2007-550636 – Office Action (w/English translation), dated March 21, 2012
	Japanese Appln. No. 2007-550636 – Notice of Allowance, dated July 10, 2012
	Japanese Appln. No. 2009-140433 – Office Action (w/English translation), dated August 20, 2011

*Examiner

Date Considered

Examiner: Initial if reference considered, whether or not citation is in conformance with MPEP 609; draw line through citation if not in conformance and not considered. Include a copy of this form with next communication to applicant.

ALL REFERENCES CONSIDERED EXCEPT WHERE LINED THROUGH. /LB/

Form PTO/SB-0820 (Also PTO/SB/08A)

Sheet 31 of 34

**INFORMATION DISCLOSURE
CITATION**

ATTY. DOCKET NO.

SERIAL NO.

4398-1328

13/834,189

APPLICANT

D'SOUZA et al.

(Use several sheets if necessary)

FILING DATE

TC/A.U.

March 15, 2013

3763

*EXAMINER
INITIAL**OTHER DOCUMENTS (including Author, Title, Date, Pertinent pages, etc.)**

	Japanese Appln. No. 2009-140433 – Notice of Allowance, dated September 4, 2012
	Japanese Appln. No. 2010-195597 – Office Action (w/English translation), dated June 12, 2012
	Japanese Appln. No. 2010-214485 - Office Action (w/English translation), dated June 12, 2012
	Japanese Appln. No. 2010-268127 – Notice of Reasons for Rejection (w/English translation), dated July 10, 2012
	Japanese Appln. No. 2010-548986 – Notice of Reasons for Rejection (w/English translation), dated April 16, 2013
	Japanese Appln. No. 2011-038110 – Office Action (w/English translation), dated August 14, 2012
	Japanese Appln. No. S52-164619 – English translation of Figure 1, December 1977
	Joel W. Beam, "Tissue Adhesives for Simple Traumatic Lacerations," Journal of Athletic Training, 2008, Vol. 43, No. 2, pages 222-224
	JP 11-000397A Machine Translation, provided by the Japanese Patent Office, January 6, 2009, full document
	Laurent Brochard, "PRESSURE SUPPORT VENTILATION," Chapter 9, Part IV – Conventional Methods of Ventilator Support, pgs. 239-257, 1994
	Mask 1 Photographs, Respiroics Inc., Reusable Full Mask (small), Part #452033 Lot #051108, before applicants' filing date
	Mask 2 Photographs, Puritan - Bennett, Adam Curcuit, Shell Part #231700, Swivel Part #616329-00, Pillows (medium) Part #616324, before applicants' filing date
	Mask 3 Photographs, DeVilbiss Healthcare Inc., Devilbiss Seal-Ring and CPAP Mask Kit (medium), Part #73510-669, before applicants' filing date
	Mask 4 Photographs, Respiroics Inc., Monarch Mini Mask with Pressure Port, Part #572004, Monarch Headgear, Part #572011, before applicants' filing date
	Mask 5 Photographs, Healthdyne Technologies, Nasal CPAP Mask (medium narrow), Part #702510, before applicants' filing date
	Mask 6 Photographs, Healthdyne Technologies, Soft Series Nasal CPAP Mask, Part #702020, before applicants' filing date
	Mask 7 Photographs, DeVilbiss Healthcare Inc., Small Mask and Seal Rings, Part #73510-668, before applicants' filing date
	Mask 8 Photographs, Respiroics Inc., Reusable Contour Mask (medium), Part #302100, before applicants' filing date
	Mask 9 Photographs, Healthdyne Technologies, Healthdyne Large Headgear, before applicants' filing date
	Mask 10 Photographs, Respiroics Inc., Soft Cap (medium), Part #302142, before applicants' filing date
	Mask 11 Photographs, Weinmann: Hamburg, Nasalmaskensystem mit Schalldämpfer (medium), Part #WN 23105, before applicants' filing date
	Mask 12 Photographs, Life Care, before applicants' filing date
	Mask 13 Photographs, Healthdyne Technologies, before applicants' filing date
	Mask 14 Photographs, King System, before applicants' filing date
	Mask 15 Photographs, Respiroics Inc., Pediatric Mask, before applicants' filing date
	Mask 16 Photographs, Hans Rudolph Inc., Hans Rudolph Silicone Rubber Face Mask/8900, before applicants' filing date
	McPherson et al., "RESPIRATORY THERAPY EQUIPMENT," Chapter 8, Third Edition, Introduction to Ventilators, pgs. 230-253, 1985
	Merriam-Webster Online Dictionary definition of moveable from the 14th century, before applicants' filing date

*Examiner

Date Considered

Examiner: Initial if reference considered, whether or not citation is in conformance with MPEP 609; draw line through citation if not in conformance and not considered. Include a copy of this form with next communication to applicant.

ALL REFERENCES CONSIDERED EXCEPT WHERE LINED THROUGH. /LB/

Form PTO/EP-6820 (Also PTO/SB/08A)

Sheet 32 of 34

**INFORMATION DISCLOSURE
CITATION**

ATTY. DOCKET NO.

SERIAL NO.

4398-1328

13/834,189

APPLICANT

D'SOUZA et al.

(Use several sheets if necessary)

FILING DATE

TC/A.U.

March 15, 2013

3763

*EXAMINER INITIAL	OTHER DOCUMENTS (including Author, Title, Date, Pertinent pages, etc.)
	Nelcor Puritan Bennett, "There are a Lot of Noses Out There," dated 1995, pages 1-12.
	New Zealand Appln. No. 2003275762 - Examiner's Report No. 3, dated November 18, 2009
	New Zealand Appln. No. 539836 - Examination Report, dated August 25, 2005
	New Zealand Appln. No. 564877 - Examination Report, dated December 2, 2009
	New Zealand Appln. No. 567375 - Examination Report, dated November 17, 2009
	New Zealand Appln. No. 587344 - Examination Report, dated January 19, 2012
	New Zealand Appln. No. 587344 - Examination Report, dated August 3, 2012
	New Zealand Appln. No. 587820 - Examination Report, dated September 13, 2010
	New Zealand Appln. No. 597552 - Examination Report, dated January 19, 2012
	New Zealand Appln. No. 597689 - Examination Report, dated January 25, 2012
	New Zealand Appln. No. 607032 - Examination Report, dated February 18, 2013
	PCT/AU2003/001163 - International Search Report, dated November 4, 2003
	PCT/AU2003/001471 - International Search Report, dated February 12, 2004
	PCT/AU2004/000563 - International Search Report, dated June 23, 2004
	PCT/AU2004/001760 - International Search Report, dated January 12, 2005
	PCT/AU2004/001760 - International Preliminary Report on Patentability, dated July 3, 2006
	PCT/AU2004/001813 - International Search Report, dated March 7, 2005
	PCT/AU2004/001813 - International Preliminary Report on Patentability, dated July 3, 2006
	PCT/AU2004/001832 - International Search Report, dated March 24, 2005
	PCT/AU2004/001832 - International Preliminary Report on Patentability, dated July 3, 2006
	PCT/AU2005/000803 - International Search Report, dated June 30, 2005
	PCT/AU2005/000850 - International Search Report, dated August 12, 2005
	PCT/AU2005/000850 - International Preliminary Report on Patentability, dated December 20, 2006
	PCT/AU2006/000032 - International Search Report, dated May 15, 2006
	PCT/AU2006/000032 - International Preliminary Report on Patentability, dated July 17, 2007
	PCT/AU2006/000770 - International Search Report, dated August 3, 2006
	PCT/AU2006/001570 - International Search Report, dated January 5, 2007
	PCT/AU2007/001051 - International Search Report, dated November 5, 2007
	PCT/AU2007/001052 - International Search Report, dated October 9, 2007
	PCT/AU2007/001456 - International Search Report, dated December 12, 2007
	PCT/AU2007/001936 - International Search Report, dated March 4, 2008
	PCT/AU2009/000240 - International Search Report, dated May 21, 2009
	PCT/AU2009/000241 - International Search Report, dated May 18, 2009
	PCT/AU2009/000262 - International Search Report, dated June 9, 2009
	PCT/AU2009/001102 - International Search Report, dated December 11, 2009

*Examiner

Date Considered

Examiner: Initial if reference considered, whether or not citation is in conformance with MPEP 609; draw line through citation if not in conformance and not considered. Include a copy of this form with next communication to applicant.

ALL REFERENCES CONSIDERED EXCEPT WHERE LINED THROUGH. /LB/

Form PTO/SB-0820 (Also PTO/SB/08A)

Sheet 33 of 34

INFORMATION DISCLOSURE CITATION	ATTY. DOCKET NO.	SERIAL NO.
	4398-1328	13/834,189
(Use several sheets if necessary)	APPLICANT	
	D'SOUZA et al.	
	FILING DATE	TC/A.U.
	March 15, 2013	3763

*EXAMINER
INITIAL

OTHER DOCUMENTS (including Author, Title, Date, Pertinent pages, etc.)

	PCT/AU2009/001144 – International Search Report, dated December 8, 2009
	PCT/AU2010/000657 – International Search Report, dated September 9, 2010
	9 photographs of Weinmann mask, WM 23122, 1991
	Photograph of Weinmann mask, acquired prior to 1998
	4 additional photographs of Weinmann mask, currently considered before applicants' filing date
	Product Brochure for ResMed "Sullivan® Mirage™ - The Mirage is Real. A Perfect Fit-First Time," ©1997 ResMed Limited, 4 pages
	Product Brochure for ResMed "Sullivan® Mirage™ - The Mirage is Real. A Perfect Fit-First Time," ©1998 ResMed Limited, 4 pages
	ResCare, "Introducing The Sullivan Bubble Mask System - Series 3," 4 pages, currently considered before Applicant's filing date.
	ResCare, "The Sullivan APD 2 Nasal CPAP System," 10 pages, currently considered before Applicant's filing date
	ResCare, "The Sullivan Mask System," 2 pages, currently considered before Applicant's filing date
	ResCare, "Sullivan Nasal CPAP Products – Mask Systems Handbook," September 1993
	ResMed, "Mask Frames," retrieved from www.resmed.com/maskframes/mask.htm , 2 pages, captured January 4, 1997.
	ResMed, "Modular Mask Components," retrieved from http://www.resmed.com/products/standards.htm , 3 pages, captured December 15, 2000
	ResMed, "Nasal Cushions," retrieved from www.resmed.com/cushions/cushions.htm , captured January 4, 1997.
	ResMed, "ResMed Origins," pages 1-64, currently considered before Applicant's filing date.
	ResMed, "Sullivan Comfort Bi-level System Operating Manual," dated 2000, pages 1-26.
	ResMed Co., Mask Products, http://resmed.com/portal/site/ResMed/US/index.jsp?_af=2, before applicants' filing date
	ResMed Ltd., "Improving patient compliance with The ResMed Range of Mask Systems The Ultimate Interface for CPAP treatment," before applicants' filing date, 4 pages
	Respironics Co., Mask Family, http://maskfamily.respironics.com/, before Applicant's filing date
	SNAPP NASAL INTERFACE, Tiara Medical Systems, Inc. – http://tiaramed.com/asp_shops/shopdisplayproducts.asp?id=109&cat=SNAPP%2A+Nasal+Interface , before applicants' filing date
	"Somnomask" brochure, 1999 along with various invoices relating to the "Somnomask"
	Somnotron CPAP-Great WM 2300 Instruction Manual, Weinmann Hamburg, 1991, 11 pages
	Subbu Venkatraman et al., "Review Skin Adhesives and Skin Adhesion 1. Transdermal Drug Delivery Systems," Biomaterials, Vol. 19, 1998, pages 1119-1136
	The ResMed Range of Mask Systems, product brochure, November 1995, 4 pages
	Unsolicited email from Elson Silva, PhD, dated 3/28/08, "Requesting IDS of US 6,766,817 for patents on fluids moving on porosity by Unsaturated Hydraulic Flow," (email provided in both HTML and plain text format)
	US Appln. No. 12/083,779 – Office Action including PTO-892 listings, dated February 17, 2012
	US Appln. No. 12/083,779 – Office Action including PTO-892 listings, dated September 28, 2012
	US Appln. No. 13/745,077 – Office Action including PTO-892 listings, dated April 10, 2013
	US Appln. No. 13/747,701 – Office Action including PTO-892 listings, dated April 8, 2013

*Examiner

Date Considered

Examiner: Initial if reference considered, whether or not citation is in conformance with MPEP 609; draw line through citation if not in conformance and not considered. Include a copy of this form with next communication to applicant

ALL REFERENCES CONSIDERED EXCEPT WHERE LINED THROUGH. /LB/

Form PTO/SB-0820 (Also PTO/SB/08A)

Sheet 34 of 34

**INFORMATION DISCLOSURE
CITATION**

ATTY. DOCKET NO.

SERIAL NO.

4398-1328

13/834,189

APPLICANT

D'SOUZA et al.

(Use several sheets if necessary)

FILING DATE

TC/A.U.

March 15, 2013

3763

***EXAMINER
INITIAL****OTHER DOCUMENTS (including Author, Title, Date, Pertinent pages, etc.)**

	US Appln. No. 13/747,772 – Office Action including PTO-892 listings, dated April , 2013
	US Provisional Appln. No. 60/424,686, filed November 8, 2002 (expired)
	US Provisional Appln. No. 60/483,622, filed July 1, 2003 (expired)
	US Provisional Appln. No. 60/533,214, filed December 31, 2003 (expired)
	US Provisional Appln. No. 60/634,802, filed December 10, 2004 (expired)
	US Provisional Appln. No. 60/643,121, filed January 12, 2005 (expired)
	US Provisional Appln. No. 60/645,672, filed January 21, 2005 (expired)
	US Provisional Appln. No. 60/795,615, filed April 28, 2006 (expired)
	US Provisional Appln. No. 60/833,841, filed July 28, 2006 (expired)
	US Provisional Appln. No. 60/835,442, filed August 4, 2006 (expired)
	US Provisional Appln. No. 60/852,649, filed October 19, 2006 (expired)
	US Provisional Appln. No. 60/874,968, filed December 15, 2006 (expired)
	US Provisional Appln. No. 60/907,856, filed April 19, 2007 (expired)
	US Provisional Appln. No. 60/924,241, filed May 4, 2007 (expired)
	US Provisional Appln. No. 60/929,393, filed June 25, 2007 (expired)
	US Provisional Appln. No. 60/935,179, filed July 30, 2007 (expired)
	US Provisional Appln. No. 60/935,336, filed August 8, 2007 (expired)
	US Provisional Appln. No. 60/996,160, filed November 5, 2007 (expired)
	US Provisional Appln. No. 61/006,409, filed January 11, 2008 (expired)
	US Provisional Appln. No. 61/064,818, filed March 28, 2008 (expired)
	US Provisional Appln. No. 61/071,512, filed May 2, 2008 (expired)
	US Provisional Appln. No. 61/213,326, filed May 29, 2009 (expired)
	US Provisional Appln. No. 61/222,711, filed July 2, 2009 (expired)
	US Provisional Appln. No. 61/263,175, filed November 20, 2009 (expired)
	US Provisional Appln. No. 61/272,162, filed August 25, 2009 (expired)
	US Provisional Appln. No. 61/272,250, filed September 4, 2009 (expired)
	Webster's New World Dictionary, Third College Edition 1988, definition for engaged and flexible, before applicants' filing date
	Webster's Third New International Dictionary, 1993, Dictionary definition for adjustable, bendable, and mild steel, before applicants' filing date

*Examiner

/Laura Bouchelle/

Date Considered

09/02/2014

Examiner: Initial if reference considered, whether or not citation is in conformance with MPEP 609; draw line through citation if not in conformance and not considered. Include a copy of this form with next communication to applicant.

ALL REFERENCES CONSIDERED EXCEPT WHERE LINED THROUGH. /LB/

Form PTO/SB-6820 (Also PTO/SB/08A)

IN THE UNITED STATES PATENT AND TRADEMARK OFFICE

In re Patent Application of

D'SOUZA et al.

Atty. Ref.: PTB-6032-102 Confirmation No. 7067

Appl. No. 13/834,189

Art Unit: 3763

Filed: March 15, 2013

Examiner: LAURA A BOUCHELLE

For: CUSHION TO FRAME ASSEMBLY MECHANISM

* * * * *

September 30, 2014

Commissioner for Patents
P.O. Box 1450
Alexandria, VA 22313-1450

Sir:

APPLICANT'S SEPARATE RECORD OF INTERVIEW

Applicant thanks Examiner Bouchelle for the courtesies extended to the Applicant's representative during the August 21 telephone interview. Applicants' separate record of the interview is incorporated in the following remarks.

During the interview, Applicants' representative discussed the claims presented in the Amendment filed May 27, 2014 and how they distinguish over the art of record.

Applicants believe that no further action is necessary because all claims have been indicated as allowed.

Respectfully submitted,

NIXON & VANDERHYE P.C.

By: /Paul T. Bowen/
Paul T. Bowen
Reg. No. 38,009

PTB/SDJ:klh
901 North Glebe Road, 11th Floor
Arlington, VA 22203-1808
Telephone: (703) 816-4000
Facsimile: (703) 816-4100

2407584

Electronic Acknowledgement Receipt	
EFS ID:	20283071
Application Number:	13834189
International Application Number:	
Confirmation Number:	7067
Title of Invention:	CUSHION TO FRAME ASSEMBLY MECHANISM
First Named Inventor/Applicant Name:	Errol Savio Alex D'SOUZA
Customer Number:	23117
Filer:	Paul Thomas Bowen/Keli Hunter
Filer Authorized By:	Paul Thomas Bowen
Attorney Docket Number:	PTB-4398-1328
Receipt Date:	30-SEP-2014
Filing Date:	15-MAR-2013
Time Stamp:	13:01:39
Application Type:	Utility under 35 USC 111(a)

Payment information:

Submitted with Payment	no
------------------------	----

File Listing:

Document Number	Document Description	File Name	File Size(Bytes)/ Message Digest	Multi Part /.zip	Pages (if appl.)
1	Applicant summary of interview with examiner	4398_1328_SEPRECORD.pdf	16830 <small>(04:d95f81d176b71152096ad4d60b91407812d)</small>	no	1

Warnings:

Information:

This Acknowledgement Receipt evidences receipt on the noted date by the USPTO of the indicated documents, characterized by the applicant, and including page counts, where applicable. It serves as evidence of receipt similar to a Post Card, as described in MPEP 503.

New Applications Under 35 U.S.C. 111

If a new application is being filed and the application includes the necessary components for a filing date (see 37 CFR 1.53(b)-(d) and MPEP 506), a Filing Receipt (37 CFR 1.54) will be issued in due course and the date shown on this Acknowledgement Receipt will establish the filing date of the application.

National Stage of an International Application under 35 U.S.C. 371

If a timely submission to enter the national stage of an international application is compliant with the conditions of 35 U.S.C. 371 and other applicable requirements a Form PCT/DO/EO/903 indicating acceptance of the application as a national stage submission under 35 U.S.C. 371 will be issued in addition to the Filing Receipt, in due course.

New International Application Filed with the USPTO as a Receiving Office

If a new international application is being filed and the international application includes the necessary components for an international filing date (see PCT Article 11 and MPEP 1810), a Notification of the International Application Number and of the International Filing Date (Form PCT/RO/105) will be issued in due course, subject to prescriptions concerning national security, and the date shown on this Acknowledgement Receipt will establish the international filing date of the application.

IN THE UNITED STATES PATENT AND TRADEMARK OFFICE

In re Patent Application of
D'SOUZA et al.

Appln. No. 13/834,189

Filed: March 15, 2013

Conf. No.: 7067

Atty. Ref.: PTB-4398-1328

Art Unit: 3763

Examiner: LAURA A
BOUCHELLE

For: CUSHION TO FRAME ASSEMBLY MECHANISM

* * * * *

October 16, 2014

Commissioner for Patents
P.O. Box 1450
Alexandria, VA 22313-1450

INFORMATION DISCLOSURE STATEMENT

Sir:

Listed on accompanying Form PTO/SB/08a is information that may be considered material to the examination of this application, in compliance with the duty of disclosure requirements of 37 C.F.R. §§ 1.56, 1.97 and 1.98.

This statement should not be construed as a representation that a search has been made, or that information more material to the examination of the present patent application does not exist. The Examiner is specifically requested not to rely solely on the material submitted herewith. At least one of the boxes below applies to the present application:

1. ☒ This Information Disclosure Statement is being filed within three months of the U.S. filing date OR before the mailing date of a first Office Action on the merits. No statement under 37 C.F.R. § 1.97(e) or fee is required.

a. ☐ Contingent Request to Treat Under 37 C.F.R. § 1.97(c)

In the event a first Office Action has been mailed prior to filing of the present Information Disclosure Statement and the Office Action was mailed

more than three months since the filing of the application (for regular applications not including CPAs or RCEs), the Office is requested to treat the present paper as a submission under 37 C.F.R. § 1.97(c) and charge the undersigned's Deposit Account No. 14-1140 for the fee required by 37 C.F.R. § 1.17(p). The present paper is submitted in duplicate for this purpose.

b. ☐ Contingent Request to Treat Under 37 C.F.R. § 1.97(e)(1)

In the event a first Office Action has been mailed prior to the filing of the present Information Disclosure Statement, and the Office Action was mailed more than three months since the filing of the application (for regular applications not including CPAs or RCEs), the Office is requested to treat the present paper as a submission under 37 C.F.R. § 1.97(e)(1) in that the undersigned hereby states that each item of information contained in this Information Disclosure Statement was first cited in any communication from a foreign patent office in a counterpart foreign application not more than three months prior to the filing of this Information Disclosure Statement. 37 C.F.R. § 1.97(e)(1).

b.1. ☐ Patent Term Adjustment

I hereby certify that each item of information was cited in a communication from a foreign patent office in a counterpart application and that this communication was not received by any individual designated in Section 1.56(c) more than 30 days prior to the filing of the Information Disclosure Statement. 37 C.F.R. §1.704(d).

c. ☐ Contingent Request to Treat Under 37 C.F.R. § 1.97(e)(2)

In the event a first Office Action has been mailed prior to the filing of the present Information Disclosure Statement, and the Office Action was mailed more than three months since the filing of the application (for regular applications not including CPAs or RCEs), the Office is requested

to treat the present paper as a submission under 37 C.F.R. § 1.97(e)(2) in that the undersigned hereby states that no item of information in this Information Disclosure Statement was cited in a communication from a foreign patent office in a counterpart foreign application, and, to my knowledge after making reasonable inquiry, no item of information contained in this Information Disclosure Statement was known to any individual designated in 37 C.F.R. § 1.56(c) more than three months prior to the filing of this Information Disclosure Statement. 37 C.F.R. § 1.97(e)(2).

2. ☐ This Information Disclosure Statement is being filed more than three months after the U.S. filing date AND after the mailing date of the first Office Action on the merits, but before the mailing date of a Final Rejection or Notice of Allowance.

a. ☐ I hereby state that each item of information contained in this Information Disclosure Statement was first cited in any communication from a foreign patent office in a counterpart foreign application not more than three months prior to the filing of this Information Disclosure Statement. 37 C.F.R. § 1.97(e)(1). Contingent Request Under 37 C.F.R. § 1.97(d). In the event a Notice of Allowance or a Final Rejection has been mailed prior to filing this Information Disclosure Statement, the Office is authorized to treat this as a submission under 37 C.F.R. 1.97(d) and charge the undersigned's Deposit Account No. 14-1140 for the fee required by 37 C.F.R. § 1.17(p). The present paper is submitted in duplicate for this purpose.

a.1. ☐ Patent Term Adjustment

I hereby certify that each item of information was cited in a communication from a foreign patent office in a counterpart application and that this communication was not received by any individual designated in Section 1.56(c) more than 30 days prior to

the filing of the Information Disclosure Statement. 37 C.F.R. §1.704(d).

b. ☐ I hereby state that no item of information in this Information Disclosure Statement was cited in a communication from a foreign patent office in a counterpart foreign application, and, to my knowledge after making reasonable inquiry, no item of information contained in this Information Disclosure Statement was known to any individual designated in 37 C.F.R. § 1.56(c) more than three months prior to the filing of this Information Disclosure Statement. 37 C.F.R. § 1.97(e)(2).

c. ☐ Our credit card authorization for payment of the \$ fee under 37 C.F.R. § 1.17(p) is provided.

d. Attached is our check in the amount of \$ in payment of the fee under 37 C.F.R. § 1.17(p).

3. ☐ This Information Disclosure Statement is being filed more than three months after the U.S. filing date and after the mailing date of a Final Rejection or Notice of Allowance, but before payment of the Issue Fee 37 C.F.R. § 1.97(d). It is hereby requested that the Information Disclosure Statement be considered. Attached is our check in the amount of \$ in payment of the fee under 37 C.F.R. § 1.17(i).

a. ☐ I hereby state that each item of information contained in this Information Disclosure Statement was first cited in any communication from a foreign patent office in a counterpart foreign application not more than three months prior to the filing of this Information Disclosure Statement. 37 C.F.R. § 1.97(e)(1).

a.1. ☐ Patent Term Adjustment

I hereby certify that each item of information was cited in a communication from a foreign patent office in a counterpart application and that this communication was not received by any individual designated in Section 1.56(c) more than 30 days prior to

the filing of the Information Disclosure Statement. 37 C.F.R. §1.704(d).

b. ☐ I hereby state that no item of information in this Information Disclosure Statement was cited in a communication from a foreign patent office in a counterpart foreign application, and, to my knowledge after making reasonable inquiry, no item of information contained in this Information Disclosure Statement was known to any individual designated in 37 C.F.R. § 1.56(c) more than three months prior to the filing of this Information Disclosure Statement. 37 C.F.R. § 1.97(e)(2).

4. ☒ All "other document" references were previously submitted in this application but were not considered by the Examiner because of the form of their citation. Thus, no copies of these references are submitted herewith.

5. ☐ The document(s) was/were cited in a corresponding foreign application. An English language version of the foreign search report or official action is attached for the Examiner's information. See MPEP § 609.

a. ☐ U.S. Patent No. _____ is indicated in the foreign search report or Official Action as being in the same patent family and/or the English-language equivalent of _____ listed on the attached foreign search report.

6. ☐ A concise explanation of the relevance of the non-English language document(s) appears below:

7. ☐ The "foreign patent documents" or "other documents" were cited by the Examiner or submitted by the Applicant in Application No. _____, filed _____, which is relied upon for an earlier filing date under 35 U.S.C. § 120. Thus, copies of these documents are not attached. 37 C.F.R. § 1.98(d).

8. ☐ For any of the items listed on the attached Form PTO/SB/08a that do not indicate a publication/public use/on sale date, the publication/public use/on sale date is not readily available. Accordingly, for purposes of the Patent Office considering the patentability of this application, the Office is requested to assume that the

D'SOUZA et al.
Appln. No. 13/834,189

publication/public use/on sale date pre-dates the earliest effective U.S. filing date for this application by more than one year.

9. ☐ The publication date of at least one document is listed on the attached PTO/SB/08a based on information presently available to the undersigned. However, each listed publication date should not be construed as an admission that the information was actually published on the date indicated, and the right to challenge each listed publication date is expressly reserved by Applicant(s).

It is respectfully requested that the Examiner initial and return a copy of the enclosed PTO/SB/08a , and to indicate in the official file wrapper of this patent application that the documents have been considered.

The U.S. Patent and Trademark Office is hereby authorized to charge any fee deficiency, or credit any overpayment, to our Deposit Account No. 14-1140 referencing docket number PTB-4398-1328.

Respectfully submitted,

NIXON & VANDERHYE P.C.

By: /Paul T. Bowen/
Paul T. Bowen
Reg. No. 38,009

PTB:SDJ/bjn
901 North Glebe Road, 11th Floor
Arlington, VA 22203-1808
Telephone: (703) 816-4000
Facsimile: (703) 816-4100

Sheet 1 of 1

INFORMATION DISCLOSURE CITATION	ATTY. DOCKET NO.	SERIAL NO.
	PTB-4398-1328	13/834,189
(Use several sheets if necessary)	APPLICANT	
	D'SOUZA et al.	
	FILING DATE	GROUP
	March 15, 2013	3763

U.S. PATENT DOCUMENTS

*EXAMINER INITIAL	DOCUMENT NUMBER	DATE	NAME	CLASS	SUBCLASS	FILING DATE IF APPROPRIATE
	8,496,004 B2	07/2013	Lang et al. (corresponds w/ WO 2006/015772)			
	8,479,738 B2	07/2013	Lang et al.			
	8,746,250 B2	06/2014	Biener et al.			
	D645,961 S	09/2011	Biener et al.			
	D614,762 S	04/2010	Lang et al.			

FOREIGN PATENT DOCUMENTS

DOCUMENT	DATE	COUNTRY	CLASS	SUBCLASS	TRANSLATION YES NO
WO 2006/015772 A1	02/2006	WIPO			ABSTRACT
DE 10 2004 037 344 A1	03/2006	Germany			ABSTRACT
DE 100 45 183 A1	05/2002	Germany			ABSTRACT

OTHER DOCUMENTS (including Author, Title, Date, Pertinent pages, etc.)

	ComfortLite™, Respiroics, http://comfortlite.respiroics.com , admitted prior art
	ComfortLite™ 2, Respiroics, http://comfortlite2.respiroics.com , admitted prior art
	"Ear Loop Face Mask", admitted prior art
	Fisher and Paykel Col. Product Family http://www.fphcare.com/osa/products.asp/ , admitted prior art
	Hans Rudolph, Inc. - Mask Products - http://www.rudolphkc.com/products.php?category=MASKS , admitted prior art
	"If You Hate CPAP! You Need CPAP Pro @," www.cpapro.com , admitted prior art
	Mask 1 Photographs, Respiroics Inc., Reusable Full Mask (small) Part #452033 Lot #951108, admitted prior art
	Mask 2 Photographs, Puritan - Bennett, Adam Curcuit, Shell Part #231700, Swivel Part #616329-00, Pillows (medium) Part #616324, admitted prior art
	Mask 3 Photographs, DeVilbiss Healthcare Inc., Devilbiss Seal-Ring and CPAP Mask Kit (medium), Part #73510-669, admitted prior art
	Mask 4 Photographs, Respiroics Inc., Monarch Mini Mask with Pressure Port, Part #572004, Monarch Headgear, Part #572011, admitted prior art
	Mask 5 Photographs, Healthdyne Technologies, Nasal CPAP Mask (medium narrow), Part #702510, admitted prior art
	Mask 6 Photographs, Healthdyne Technologies, Soft Series Nasal CPAP Mask, Part #702020, admitted prior art

*Examiner	Date Considered
Examiner: Initial if reference considered, whether or not citation is in conformance with MPEP 609, draw line through citation if not in conformance and not considered. Include a copy of this form with next communication to applicant.	

2415984

Sheet 2 of 5790

INFORMATION DISCLOSURE CITATION	ATTY. DOCKET NO.	SERIAL NO.
	4398-1328	13/834,189
	APPLICANT	
	D'SOUZA et al.	
(Use several sheets if necessary)	FILING DATE	TC/A.U.
	March 15, 2013	3763

	Mask 7 Photographs, DeVilbiss Healthcare Inc., Small Mask and Seal Rings, Part #73510-668, admitted prior art
	Mask 8 Photographs, Respiroics Inc., Reusable Contour Mask (medium), Part #302180, admitted prior art
	Mask 9 Photographs, Healthdyne Technologies, Healthdyne Large Headgear, admitted prior art
	Mask 10 Photographs, Respiroics Inc., Soft Cap (medium), Part #302142, admitted prior art
	Mask 11 Photographs, Weinmann: Hamburg, Nasal maskensystem mit Schalldämpfer (medium), Part #WN 23105, admitted prior art
	Mask 12 Photographs, Life Care, admitted prior art
	Mask 13 Photographs, Healthdyne Technologies, admitted prior art
	Mask 14 Photographs, King System, admitted prior art
	Mask 15 Photographs, Respiroics Inc., Pediatric Mask, admitted prior art
	Mask 16 Photographs, Hans Rudolph Inc., Hans Rudolph Silicone Rubber Face Mask/8900, admitted prior art
	Merriam-Webster Online Dictionary definition of moveable from the 14th century, admitted prior art
	4 additional photographs of Weinmann mask, admitted prior art
	ResCare, "Introducing The Sullivan Bubble Mask System - Series 3," 4 pages, admitted prior art
	ResCare, "The Sullivan - APD 2 Nasal CPAP System," 10 pages, admitted prior art
	ResCare, "The Sullivan Mask System," 2 pages, admitted prior art
	ResMed, "ResMed Origins," pages 1-64, admitted prior art
	ResMed Co. - Mask Products - http://resmed.com/portal/site/ResMedUS/index.jsp? , admitted prior art
	ResMed Ltd., "Improving patient compliance with The ResMed Range of Mask Systems The Ultimate Interface for CPAP treatment," admitted prior art, 4 pages
	Respiroics Co. Mask Family http://maskfamily.respiroics.com/ , admitted prior art
	SNAPP NASAL INTERFACE, Tiara Medical Systems, Inc. - http://tiaramed.com/asp_shops/shopdisplayproducts.asp?id=109&cat=SNAPP%2A+Nasal+Interface , admitted prior art
	Webster's New World Dictionary, Third College Edition 1988, definition for engaged and flexible, admitted prior art
	Webster's Third New International Dictionary, 1993, Dictionary definition for adjustable, bendable, and mild steel, admitted prior art

*Examiner

Date Considered

Examiner: Initial if reference considered, whether or not citation is in conformance with MPEP 609; Draw line through citation if not in conformance and not considered. Include copy of this form with next communication to applicant.

Form PTO-FB-A820 (Also PTO/SB/08A)

Electronic Patent Application Fee Transmittal				
Application Number:		13834189		
Filing Date:		15-Mar-2013		
Title of Invention:		CUSHION TO FRAME ASSEMBLY MECHANISM		
First Named Inventor/Applicant Name:		Errol Savio Alex D'SOUZA		
Filer:		Paul Thomas Bowen/Beth Napear		
Attorney Docket Number:		PTB-4398-1328		
Filed as Large Entity				
Utility under 35 USC 111(a) Filing Fees				
Description	Fee Code	Quantity	Amount	Sub-Total in USD(\$)
Basic Filing:				
Pages:				
Claims:				
Claims in Excess of 20	1202	63	80	5040
Independent claims in excess of 3	1201	6	420	2520
Miscellaneous-Filing:				
Petition:				
Patent-Appeals-and-Interference:				
Post-Allowance-and-Post-Issuance:				

Description	Fee Code	Quantity	Amount	Sub-Total in USD(\$)
Extension-of-Time:				
Miscellaneous:				
Request for Continued Examination	1801	1	1200	1200
Total in USD (\$)				8760

Electronic Acknowledgement Receipt	
EFS ID:	20437823
Application Number:	13834189
International Application Number:	
Confirmation Number:	7067
Title of Invention:	CUSHION TO FRAME ASSEMBLY MECHANISM
First Named Inventor/Applicant Name:	Errol Savio Alex D'SOUZA
Customer Number:	23117
Filer:	Paul Thomas Bowen/Beth Napear
Filer Authorized By:	Paul Thomas Bowen
Attorney Docket Number:	PTB-4398-1328
Receipt Date:	16-OCT-2014
Filing Date:	15-MAR-2013
Time Stamp:	16:35:22
Application Type:	Utility under 35 USC 111(a)

Payment information:

Submitted with Payment	yes
Payment Type	Credit Card
Payment was successfully received in RAM	\$8760
RAM confirmation Number	3164
Deposit Account	
Authorized User	

File Listing:

Document Number	Document Description	File Name	File Size(Bytes)/ Message Digest	Multi Part /.zip	Pages (if appl.)
-----------------	----------------------	-----------	----------------------------------	------------------	------------------

1		4398-1328_Amendment_with_RCE.pdf	103934 473906870283125834945a311c991b345f0152	yes	20
	Multipart Description/PDF files in .zip description				
	Document Description		Start	End	
	Amendment Submitted/Entered with Filing of CPA/RCE		1	1	
	Claims		2	19	
	Applicant Arguments/Remarks Made in an Amendment		20	20	
Warnings:					
Information:					
2	Request for Continued Examination (RCE)	4398-1328_RCE_Trans.pdf	101090 8c841b820c93c204d7c3d95150118370cdeb9281	no	1
Warnings:					
This is not a USPTO supplied RCE SB30 form.					
Information:					
3	Transmittal Letter	4398-1328_AMD_transmittal.pdf	65045 1107e1508ac6663c4eac1a07576841673cc5a43de	no	1
Warnings:					
Information:					
4	Information Disclosure Statement (IDS) Form (SB08)	4398-1328_IDS.pdf	145830 4dcb7b6d2259b7bdac0efccdbcc780c283025dud	no	8
Warnings:					
Information:					
This is not an USPTO supplied IDS fillable form					
5	Foreign Reference	WO2006015772A1.pdf	1384763 e224ab8aaedc56a3893a41122f0917040d95a9ee	no	33
Warnings:					
Information:					
6	Foreign Reference	DE102004037344A1.pdf	935148 5400306660f72328781f08672c7988ecd27191	no	12
Warnings:					
Information:					
7	Foreign Reference	DE10045183A1.pdf	690104 0ac0dd1f4587bd01c254aac0f81a3fbaac314cca2	no	10

Warnings:					
Information:					
8	Fee Worksheet (SB06)	fee-info.pdf	33907	no	2
			b04/z156fe1fa2ead4089951ead37dfe0c82034		
Warnings:					
Information:					
Total Files Size (in bytes):				3459821	
<p>This Acknowledgement Receipt evidences receipt on the noted date by the USPTO of the indicated documents, characterized by the applicant, and including page counts, where applicable. It serves as evidence of receipt similar to a Post Card, as described in MPEP 503.</p> <p><u>New Applications Under 35 U.S.C. 111</u> If a new application is being filed and the application includes the necessary components for a filing date (see 37 CFR 1.53(b)-(d) and MPEP 506), a Filing Receipt (37 CFR 1.54) will be issued in due course and the date shown on this Acknowledgement Receipt will establish the filing date of the application.</p> <p><u>National Stage of an International Application under 35 U.S.C. 371</u> If a timely submission to enter the national stage of an international application is compliant with the conditions of 35 U.S.C. 371 and other applicable requirements a Form PCT/DO/EO/903 indicating acceptance of the application as a national stage submission under 35 U.S.C. 371 will be issued in addition to the Filing Receipt, in due course.</p> <p><u>New International Application Filed with the USPTO as a Receiving Office</u> If a new international application is being filed and the international application includes the necessary components for an international filing date (see PCT Article 11 and MPEP 1810), a Notification of the International Application Number and of the International Filing Date (Form PCT/RO/105) will be issued in due course, subject to prescriptions concerning national security, and the date shown on this Acknowledgement Receipt will establish the international filing date of the application.</p>					

IN THE UNITED STATES PATENT AND TRADEMARK OFFICE

In re Patent Application of

D'SOUZA et al.

Atty. Ref.: PTB-4398-1328; Confirmation No. 7067

Appl. No. 13/834,189

Art Unit: 3763

Filed: March 15, 2013

Examiner: LAURA A BOUCHELLE

For: CUSHION TO FRAME ASSEMBLY MECHANISM

* * * * *

October 16, 2014

Commissioner for Patents
P.O. Box 1450
Alexandria, VA 22313-1450

Sir:

AMENDMENT WITH REQUEST FOR CONTINUED EXAMINATION

Responsive to the Notice of Allowance dated September 9, 2014, please amend the above-identified application as follows:

AMENDMENTS TO THE CLAIMS:

This listing of claims will replace all prior versions, and listings, of claims in the application:

1-38 (Cancelled).

39. (Previously Presented) A mask assembly for treatment of sleep disorder breathing by delivering a flow of pressurized gas to a patient, the mask assembly comprising:

a cushion adapted to form a seal by abutting a patient's face around the patient's nose and mouth, the cushion comprising a face contacting portion with a membrane that contacts the patient's face around the patient's nose and mouth and a support cushion underlying at least a portion of the membrane;

a frame integrally molded to the cushion, the frame comprising an annular wall surrounding an opening that allows fluid communication of the pressurized gas to an interior of the frame and a second wall surrounding the annular wall and connected to the cushion; and

a skeleton frame removably attached to the frame, the skeleton frame comprising an upper support member adapted to receive a forehead support, a lower frame member comprising headgear attachment locations adapted to receive clips for straps of a headgear assembly, an annular hole adapted to align with the opening, and two frame members interconnecting the upper support member and the lower frame member and forming a substantially triangular open space between the two frame members and the lower frame member, wherein

the frame is at least partially accessible through the substantially triangular space.

40. (Previously Presented) The mask assembly according to claim 39, wherein two headgear attachment locations of the headgear attachment locations are disposed adjacent to and on substantially opposite lateral sides of the opening.

41. (Previously Presented) The mask assembly according to claim 40, wherein the two headgear attachment locations of the headgear attachment locations are disposed substantially diametrically opposite to one another with respect to the opening.

42. (Previously Presented) The mask assembly according to claim 39, wherein the frame protrudes at least partially through the triangular space.

43. (Previously Presented) The mask assembly according to claim 39, wherein the skeleton frame and the frame are adapted to engage at the opening while an inlet elbow is engaged with the mask assembly.

44. (Previously Presented) The mask assembly according to claim 39, wherein the skeleton frame and the frame have mutual contact points to prevent relative rotation of the frame about the opening.

45. (Previously Presented) The mask assembly according to claim 39, wherein the headgear attachment locations are adapted to engage with clips attached to the straps of the headgear assembly.

46. (Previously Presented) The mask assembly according to claim 39, wherein two headgear attachment locations of the headgear attachment locations are disposed adjacent to and on substantially opposite lateral sides of the opening; the frame protrudes at least partially through the triangular space; the skeleton frame and the frame are adapted to engage at the opening while an inlet elbow is engaged with the mask assembly; the skeleton frame and the frame have mutual contact points to prevent relative rotation of the frame about the opening; and the two headgear attachment locations are adapted to engage with clips attached to the straps of the headgear assembly.

47. (Previously Presented) A mask assembly for treatment of sleep disorder breathing by delivering a flow of pressurized gas to a patient, the mask assembly comprising:
a cushion adapted to form a seal by abutting a patient's face around the patient's nose and mouth, the cushion comprising a face contacting portion with a membrane that contacts the patient's face around the patient's nose and mouth and a support cushion underlying at least a portion of the membrane;

a frame integrally molded to the cushion, the frame comprising an annular wall surrounding an opening that is adapted to allow fluid communication of the pressurized gas to an interior of the frame and a second wall surrounding the annular wall and connected to the cushion;

an inlet elbow to contact the frame and to communicate the pressurized gas to the interior of the frame; and

a skeleton frame adapted to be removably engageable with the frame, the skeleton frame comprising an upper support member adapted to receive a forehead support, a lower frame member comprising headgear attachment locations adapted to engage with clips for straps of a headgear assembly, two frame members interconnecting the upper support member and the lower frame member and forming an open space between the two frame members and the lower frame member, wherein

the skeleton frame and the frame are adapted to be releasably engageable to one another at the opening, and

the frame is at least partially accessible through the open space.

48. (Previously Presented) The mask assembly according to claim 47, wherein two headgear attachment locations of the headgear attachment locations are disposed adjacent to and on substantially opposite lateral sides of the opening.

49. (Previously Presented) The mask assembly according to claim 48, wherein the two headgear attachment locations of the headgear attachment locations are disposed substantially diametrically opposite to one another with respect to the opening.

50. (Previously Presented) The mask assembly according to claim 47, wherein the frame protrudes at least partially through the open space.

51. (Previously Presented) The mask assembly according to claim 47, wherein the skeleton frame and the frame are adapted to engage at the opening while the inlet elbow is engaged with the mask assembly.

52. (Previously Presented) The mask assembly according to claim 47, wherein the skeleton frame and the frame have mutual contact points to prevent relative rotation of the frame about the opening.

53. (Previously Presented) The mask assembly according to claim 47, wherein the headgear attachment locations are adapted to engage with clips attached to the straps of the headgear assembly.

54. (Previously Presented) The mask assembly according to claim 47, wherein two headgear attachment locations of the headgear attachment locations are disposed adjacent to and on substantially opposite lateral sides of the opening; the frame protrudes at least partially through the open space; the skeleton frame and the frame are adapted to engage at the opening while the inlet elbow is engaged with the mask assembly; the skeleton frame and the frame have mutual contact points to prevent relative rotation of the frame about the opening; and the two headgear attachment locations are adapted to engage with clips attached to the straps of the headgear assembly.

55. (Previously Presented) A mask assembly for treatment of sleep disorder breathing by delivering a flow of pressurized gas to a patient, the mask assembly comprising:

a first frame made of first material;

a cushion connected to the first frame, the cushion being adapted to form a seal around a patient's nose and mouth and being made from a second material that is more flexible than the first material; and

a second frame adapted to constrain the first frame, the second frame comprising an upper support member that supports a forehead support, two lower headgear clip attachments engaged with clips provided to straps of a headgear assembly, an annular connection adapted to engage an elbow of an inlet conduit, and an opening located between the annular connection and the upper support member, the opening providing access to the first frame.

56. (Previously Presented) The mask assembly according to claim 55, wherein the first frame and the cushion are integrally molded in one piece to provide a cushion-frame sub-assembly.

57. (Previously Presented) The mask assembly according to claim 55, wherein the upper support member comprises an annular opening adapted to receive the forehead support.

58. (Previously Presented) The mask assembly according to claim 55, wherein the first frame is contoured to fit over the patient's nose and mouth.

59. (Previously Presented) The mask assembly according to claim 55, wherein the first frame comprises an opening that provides a flow path adapted to communicate with the inlet conduit.

60. (Previously Presented) The mask assembly according to claim 55, wherein the second frame includes contact points to prevent rotation of the first frame with respect to the second frame.

61. (Previously Presented) The mask assembly according to claim 55, wherein the first frame and the cushion together form a breathing chamber around the patient's nose and mouth.

62. (Previously Presented) The mask assembly according to claim 55, wherein the cushion comprises a face contacting portion with a membrane that contacts a patient's face and a support cushion underlying at least a portion of the membrane.

63. (Previously Presented) The mask assembly according to claim 62, wherein the support cushion is omitted at a location corresponding to a patient's chin.

64. (Canceled)

65. (Previously Presented) The mask assembly according to claim 55, wherein the second frame comprises two connecting members that connect a lower portion of the second frame to the upper support member and the opening is located between the two connecting members.

66. (Currently Amended) The mask assembly according to claim 55, wherein the opening is substantially triangular.

67. (Previously Presented) The mask assembly according to claim 55, wherein the two lower headgear clip attachments are adjacent to and on opposite lateral sides of the annular connection.

68. (Previously Presented) The mask assembly according to claim 55, wherein the first frame is releasably secured to the second frame by way of an interlocking and/or frictional fit.

69. (Previously Presented) The mask assembly according to claim 55, wherein the first frame and the second frame have complementary shapes.

70. (Currently Amended) The mask assembly according to claim 55, wherein the first frame and the cushion are integrally molded in one piece to provide a cushion-frame assembly,

the upper support member comprises an annular opening adapted to receive the forehead support,

the cushion is contoured to fit the patient's nose and mouth,

the first frame comprises an opening that provides a flow path adapted to communicate with the inlet conduit,

the second frame includes contact points that prevent rotation of the first frame with respect to the second frame,

the first frame and the cushion together form a breathing chamber around the patient's nose and mouth,

the cushion comprises a face contacting portion with a membrane that contacts a patient's face and a support cushion underlying at least a portion of the membrane,

the support cushion is omitted at a location corresponding to a patient's chin,

the second frame comprises two connecting members that connect a lower portion of the second frame to the upper support member and the opening is located between the two connecting members,

the opening is ~~opening is~~ substantially triangular,

the two lower headgear clip attachments are adjacent to and on opposite lateral sides of the annular connection,

the first frame is releasably secured to the second frame by way of an interlocking and/or frictional fit, and

the first frame and the second frame have complementary shapes.

71. (New) A mask assembly for treatment of sleep disorder breathing by delivering a flow of pressurized gas to a patient, the mask assembly comprising:

a first frame made of first material;

a cushion connected to the first frame, the cushion being adapted to form a seal around a patient's nose and mouth and being made from a second material that is more flexible than the first material, the first frame and the cushion together forming a breathing chamber; and

a second frame adapted to constrain the first frame, the second frame comprising an upper support member adapted to assist with forehead support, two lower headgear clip attachments engaged with clips provided to straps of a headgear assembly, an annular opening adapted to allow an elbow to provide pressurized gas to the patient, and a separate opening located between the annular opening and the upper support member, the separate opening providing access to the first frame while the mask assembly is fully assembled.

72. (New) The mask assembly according to claim 71, wherein the first frame and the cushion are integrally molded in one piece to provide a cushion-frame sub-assembly.

73. (New) The mask assembly according to claim 71, wherein the upper support member comprises a second annular opening adapted to receive a forehead support.

74. (New) The mask assembly according to claim 71, wherein the first frame is contoured to fit over the patient's nose and mouth.

75. (New) The mask assembly according to claim 71, wherein the first frame comprises a frame-opening that provides a flow path adapted to communicate with the elbow.

76. (New) The mask assembly according to claim 71, wherein the second frame includes contact points contacting the first frame to prevent rotation of the first frame with respect to the second frame.

77. (New) The mask assembly according to claim 71, wherein the first frame and the cushion together form the breathing chamber around the patient's nose and mouth.

78. (New) The mask assembly according to claim 71, wherein the cushion comprises a face contacting portion with a membrane that contacts a patient's face and a support cushion underlying at least a portion of the membrane.

79. (New) The mask assembly according to claim 78, wherein the support cushion is omitted at a location corresponding to a patient's chin.

80. (New) The mask assembly according to claim 71, wherein the second frame comprises two connecting members that connect a lower portion of the second frame to the upper support member, and the separate opening is located between the two connecting members.

81. (New) The mask assembly according to claim 71, wherein the separate opening is substantially triangular.

82. (New) The mask assembly according to claim 71, wherein the two lower headgear clip attachments are adjacent to and on opposite lateral sides of the annular opening.

83. (New) The mask assembly according to claim 71, wherein the first frame is releasably secured to the second frame by way of an interlocking and/or frictional fit.

84. (New) The mask assembly according to claim 71, wherein the first frame and the second frame have complementary shapes.

85. (New) The mask assembly according to claim 71, wherein the annular opening and the elbow are sealingly connected.

86. (New) The mask assembly according to claim 71, wherein the first frame and the cushion are integrally molded in one piece to provide a cushion-frame sub-assembly,

the upper support member comprises a second annular opening adapted to receive a forehead support,

the cushion is contoured to fit the patient's nose and mouth,

the first frame comprises a frame-opening that allows for a flow path adapted to communicate with the elbow,

the second frame includes contact points that prevent rotation of the first frame with respect to the second frame,

the first frame and the cushion together form the breathing chamber around the patient's nose and mouth,

the cushion comprises a face contacting portion with a membrane that contacts a patient's face and a support cushion underlying at least a portion of the membrane,

the support cushion is omitted at a location corresponding to a patient's chin,

the second frame comprises two connecting members that connect a lower portion of the second frame to the upper support member and the separate opening is located between the two connecting members,

the separate opening is substantially triangular,

the two lower headgear clip attachments are adjacent to and on opposite lateral sides of the annular opening,

the first frame is releasably secured to the second frame by way of an interlocking and/or frictional fit,

the annular opening and the elbow are sealingly connected, and
the first frame and the second frame have complementary shapes.

87. (New) The mask assembly according to claim 71, wherein the first frame and the cushion are integrally molded in one piece to provide a cushion-frame sub-assembly,

the cushion is contoured to fit the patient's nose and mouth,

the first frame comprises a frame-opening that allows for a flow path to communicate the elbow with an interior of the first frame,

the second frame includes contact points that prevent rotation of the first frame with respect to the second frame,

the first frame and the cushion together form the breathing chamber around the patient's nose and mouth,

the cushion comprises a face contacting portion that contacts a patient's face,

the second frame comprises two connecting members that connect a lower portion of the second frame to the upper support member and the separate opening is located between the two connecting members,

the two lower headgear clip attachments are adjacent to and on opposite lateral sides of the annular opening,

the annular opening and the elbow are sealingly connected, and

the first frame is releasably secured to the second frame by way of an interlocking and/or frictional fit.

88. (New) The mask assembly according to claim 87, wherein the separate opening is substantially triangular and the first frame and the second frame have complementary shapes.

89. (New) The mask assembly according to claim 87, wherein the elbow engages the second frame.

90. (New) A mask assembly for treatment of sleep disorder breathing by delivering a flow of pressurized gas to a patient, the mask assembly comprising:

- a first frame with a first opening adapted to fluidly communicate an interior of the first frame with an inlet conduit, the first frame being made of a first material;

- a cushion with a side wall and a face contacting portion extending from the side wall, wherein the cushion is over-molded to the first frame to form a cushion/frame sub-assembly and the cushion is adapted to form a seal around a patient's nose and mouth, the cushion being made of a second material that is less rigid than the first material; and

- a second frame adapted to removably interlock with the cushion/frame sub-assembly, the second frame including

 - an upper member configured to provide forehead support;

 - a lower portion with a second opening aligned with the first opening so that the inlet conduit fluidly communicates with a breathing chamber formed by the cushion and the first frame, and with headgear attachment structures on opposed lateral sides of the second opening, the headgear attachment structures being adapted to engage with headgear attachments;

 - two elongate frame members that interconnect the upper member and lower portion; and

 - an open space bounded at least in part by the two elongate frame members and the lower portion;

 - wherein the first frame protrudes at least partially through the open space.

91. (New) The mask assembly according to claim 90, wherein the first opening is surrounded by an annular wall.

92. (New) The mask assembly according to claim 90, wherein the headgear attachments are clips provided to straps of a headgear assembly.

93. (New) The mask assembly according to claim 90, wherein the first frame and the second frame interlock at the second opening.

94. (New) The mask assembly according to claim 90, wherein the elongate frame members engage with the cushion/frame sub-assembly to prevent rotation of the cushion/frame sub-assembly about the second opening.

95. (New) The mask assembly according to claim 90, wherein the inlet conduit comprises an inlet elbow.

96. (New) The mask assembly according to claim 90, wherein the first opening is surrounded by an annular wall, the headgear attachments are clips provided to straps of a headgear assembly, the first frame and the second frame interlock at the second opening, the elongate frame members engage with the cushion/frame sub-assembly to prevent rotation of the cushion/frame sub-assembly about the second opening, and the inlet conduit comprises an inlet elbow.

97. (New) A mask assembly for treatment of sleep disorder breathing by delivering a flow of pressurized gas to a patient, the mask assembly comprising:

a cushion adapted to form a seal by abutting a patient's face around the patient's nose and mouth, the cushion comprising a face contacting portion with a sealing portion that contacts the patient's face around the patient's nose and mouth, the cushion being made of a first material;

a frame integrally molded to the cushion, the frame comprising an annular wall surrounding a frame-opening that allows fluid communication of the pressurized gas to an interior of the frame and a second wall connected to the cushion, the frame being made of a second material more rigid than the first material; and

a skeleton frame removably attached to the frame, the skeleton frame comprising an upper support member adapted to receive a forehead contacting portion, a lower frame member comprising headgear attachment locations adapted to receive clips for straps of a headgear assembly, an annular hole adapted to align with the frame-opening, and two frame members interconnecting the upper support member and the lower frame member and forming an open space between the two frame members and the lower frame member, wherein

the frame is at least partially accessible through the open space.

98. (New) The mask assembly according to claim 97, wherein two of the headgear attachment locations are disposed adjacent to and on substantially opposite lateral sides of the annular hole.

99. (New) The mask assembly according to claim 98, wherein the two headgear attachment locations are disposed substantially diametrically opposite to one another with respect to the annular hole.

100. (New) The mask assembly according to claim 97, wherein the frame protrudes at least partially through the open space.

101. (New) The mask assembly according to claim 97, wherein the skeleton frame and the frame are adapted to engage at the frame-opening.

102. (New) The mask assembly according to claim 97, wherein the skeleton frame and the frame have mutual contact points to prevent relative rotation of the frame about the frame-opening.

103. (New) The mask assembly according to claim 97, wherein two of the headgear attachment locations are disposed adjacent to and on substantially opposite lateral sides of the annular hole; the frame protrudes at least partially through the open space; the skeleton frame and the frame are adapted to engage at the frame-opening; and the skeleton frame and the frame have mutual contact points to prevent relative rotation of the frame about the frame-opening.

104. (New) A mask assembly for treatment of sleep disorder breathing by delivering a flow of pressurized gas to a patient, the mask assembly comprising:

a cushion adapted to form a seal by abutting a patient's face around the patient's nose and mouth, the cushion comprising a face contacting portion with a sealing portion that contacts the patient's face around the patient's nose and mouth and comprising a first material;

a frame integrally molded to the cushion, the frame comprising an annular wall surrounding an opening that is adapted to allow fluid communication of the pressurized gas to an

interior of the frame and a second wall surrounding the annular wall and connected to the cushion and comprising a second material that is more rigid than the first material;

an inlet conduit in fluid communication with the frame to communicate the pressurized gas to the interior of the frame; and

a skeleton frame adapted to be removably engageable with the frame, the skeleton frame comprising an upper support member adapted to receive a forehead contacting portion, a lower frame member comprising attachment locations adapted to engage with clips for straps, two frame members interconnecting the upper support member and the lower frame member and forming an open space between the two frame members and the lower frame member, wherein

the skeleton frame and the frame are adapted to be releasably engageable to one another at the opening, and

the frame is at least partially accessible through the open space.

105. (New) The mask assembly according to claim 104, wherein two of the attachment locations are disposed adjacent to and on substantially opposite lateral sides of the opening.

106. (New) The mask assembly according to claim 105, wherein the two attachment locations are disposed substantially diametrically opposite to one another with respect to the opening.

107. (New) The mask assembly according to claim 104, wherein the frame protrudes at least partially through the open space.

108. (New) The mask assembly according to claim 104, wherein the skeleton frame and the frame are engaged at the opening and the inlet conduit is engaged with the mask assembly at the opening.

109. (New) The mask assembly according to claim 104, wherein the skeleton frame and the frame have mutual contact points to prevent relative rotation of the frame about the opening.

110. (New) The mask assembly according to claim 104, wherein the inlet conduit comprises an inlet elbow.

111. (New) The mask assembly according to claim 104, wherein two of the attachment locations are disposed adjacent to and on substantially opposite lateral sides of the opening; the frame protrudes at least partially through the open space; the skeleton frame and the frame are engaged at the opening; the inlet conduit comprises an inlet elbow that is engaged with the mask assembly at the opening; and the skeleton frame and the frame have mutual contact points to prevent relative rotation of the frame about the opening.

112. (New) The mask assembly according to claim 111, wherein the inlet elbow engages the skeleton frame.

113. (New) A mask assembly for treatment of sleep disorder breathing by delivering a flow of pressurized gas to a patient, the mask assembly comprising:

- a first frame with a first opening surrounded by a first cylindrical wall and adapted to fluidly communicate an interior of the first frame with an inlet conduit, the first frame being made of a first material;

- a cushion with a face contacting portion, wherein the cushion is over-molded to the first frame to form a cushion/frame sub-assembly and the cushion is adapted to form a seal around a patient's nose and mouth, the cushion being made of a second material that is less rigid than the first material; and

- a second frame adapted to removably interlock with the cushion/frame sub-assembly, the second frame including:

- an upper member configured to support a forehead contacting portion,

- a lower member with a second opening surrounded by a second cylindrical wall and aligned with the first opening so that the first cylindrical wall and the second cylindrical wall at least partially overlap when the first frame and the second frame are assembled,

- two elongate frame members that interconnect the upper member and lower portion; and

an open space bounded at least in part by the two elongate frame members and the lower member;

wherein the first frame is accessible through the open space after the first frame is assembled to the second frame.

114. (New) The mask assembly according to claim 113, wherein the second frame includes headgear attachment points on opposed lateral sides of the second opening.

115. (New) The mask assembly according to claim 113, wherein the first frame and the second frame interlock at the second opening.

116. (New) The mask assembly according to claim 113, wherein the elongate frame members engage with the cushion/frame sub-assembly to prevent rotation of the cushion/frame sub-assembly about the second opening.

117. (New) The mask assembly according to claim 113, wherein the inlet conduit comprises an inlet elbow.

118. (New) The mask assembly according to claim 113, wherein the second frame includes headgear attachment points on opposed lateral sides of the second opening, the first frame and the second frame interlock at the second opening, the elongate frame members engage with the cushion/frame sub-assembly to prevent rotation of the cushion/frame sub-assembly about the second opening, and the inlet conduit comprises an inlet elbow.

119. (New) The mask assembly according to claim 118, wherein the inlet elbow engages the second frame.

120. (New) A mask assembly for treatment of sleep disorder breathing by delivering a flow of pressurized gas to a patient, the mask assembly comprising:

a first frame made of first material;

a cushion connected to the first frame, the cushion being adapted to form a seal around a patient's nose and mouth and being made from a second material that is more flexible than the first material, the first frame and the cushion together forming a breathing chamber; and

a second frame adapted to constrain the first frame, the second frame comprising an upper member, a lower member with an annular opening adapted to allow an inlet conduit to provide pressurized gas to the patient, and a separate opening located between the annular opening and the upper member, the separate opening providing access to the first frame when the mask assembly is fully assembled,

wherein the first frame and the second frame snap-fit together.

121. (New) The mask assembly according to claim 120, further comprising two elongate frame members connecting the upper member and lower member and at least partially bounding the separate opening.

122. (New) The mask assembly according to claim 121, wherein the elongate frame members include contact points with the first frame to prevent rotation of the first frame with respect to the second frame.

123. (New) The mask assembly according to claim 120, wherein the first frame and the cushion are integrally molded in one piece to provide a cushion-frame sub-assembly.

124. (New) The mask assembly according to claim 120, wherein the first frame is contoured to fit over the patient's nose and mouth.

125. (New) The mask assembly according to claim 120, wherein the separate opening is substantially triangular.

126. (New) The mask assembly according to claim 120, further comprising two headgear clip attachments adjacent to and on opposite lateral sides of the annular opening.

127. (New) The mask assembly according to claim 120, wherein the inlet conduit comprises an inlet elbow.

128. (New) The mask assembly according to claim 120, further comprising two headgear clip attachments adjacent to and on opposite lateral sides of the annular opening; and

two elongate frame members connecting the upper member and lower member and at least partially bounding the separate opening, wherein

the elongate frame members include contact points with the first frame to prevent rotation of the first frame with respect to the second frame,

the first frame and the cushion are integrally molded in one piece to provide a cushion-frame sub-assembly,

the first frame is contoured to fit over the patient's nose and mouth, and

the inlet conduit comprises an inlet elbow.

129. (New) The mask assembly according to claim 128, wherein the separate opening is substantially triangular.

130. (New) The mask assembly according to claim 128, wherein the inlet elbow engages the second frame.

D'SOUZA et al.
Appl. No. 13/834,189
October 16, 2014

REMARKS

Claims 39-63 and 65-130 are pending in this application. By this amendment, claims 66 and 70 are amended to correct typographical errors and claims 71-130 are added. Applicants respectfully request reconsideration and prompt allowance.

The Commissioner is hereby authorized to charge any deficiency, or credit any overpayment, in the fee(s) filed, or asserted to be filed, or which should have been filed herewith (or with any paper hereafter filed in this application by this firm) to our Account No. 14-1140.

Respectfully submitted,

NIXON & VANDERHYE P.C.

By: /Paul T. Bowen/
Paul T. Bowen
Reg. No. 38,009

PTB:SDJ
901 North Glebe Road, 11th Floor
Arlington, VA 22203-1808
Telephone: (703) 816-4000
Facsimile: (703) 816-4100



REQUEST FOR CONTINUED EXAMINATION (RCE) TRANSMITTAL Address to: Mail Stop RCE Commissioner for Patents P.O. Box 1450 Alexandria, VA 22313-1450	<i>Application Number</i>	13/834,189		
	<i>Filing Date</i>	March 15, 2013		
	<i>First Named Inventor</i>	D'SOUZA		
	<i>Group Art Unit</i>	3763	<i>Conf. No.</i>	7067
	<i>Examiner Name</i>	LAURA A BOUCHELLE		
	<i>Attorney Docket Number</i>	PTB-4398-1328		

This is a Request for Continued Examination (RCE) under 37 C.F.R. § 1.114 of the above-identified application. Request for continued Examination (RCE) practice under 37 C.F.R. § 1.114 does not apply to any utility or plant application filed prior to June 8, 1995, or to any design application. See Instruction Sheet for RCEs (not to be submitted to the USPTO) on page 2.

1. **Submission required under 37 C.F.R. § 1.114.**

a. ☐ **Previously submitted** (Note: Any previously filed unentered amendments will be entered unless applicant instructs otherwise. If applicant does not wish to have previously filed unentered amendment(s) entered, applicant must request non-entry of such amendment(s).)

i. ☐ Consider the amendment(s)/reply under 37 C.F.R. § 1.116 previously filed on _____

ii. ☐ Consider the arguments in the Appeal Brief or Reply Brief previously filed on _____

iii. ☐ Other _____

b. ☒ **Enclosed**

i. ☒ Amendment/Reply

ii. ☐ Affidavit(s)/Declaration(s)

iii. ☒ Information Disclosure Statement (IDS)

iv. ☐ Other _____

2. **Miscellaneous**

a. ☐ Suspension of action on the above-identified application is requested under 37 C.F.R. § 1.103(c) for a period of _____ months. (Period of suspension shall not exceed 3 months; Fee under 37 C.F.R. § 1.17(i) required)

b. ☐ Other _____

3. **Fees** The RCE fee under 37 C.F.R. § 1.17(e) is required by 37 C.F.R. § 1.114 when the RCE is filed.

a. ☐ Applicant claims "small entity" status.

☐ Applicant claims "micro entity" status. ☐ Micro entity certification statement filed herewith.

b. ☒ Fees are attached as calculated below:

i. ☒ RCE fee required under 37 C.F.R. § 1.17(e)(1) \$1200.00 (1801)/\$600.00 (2801)/\$300.00 (3801) \$ 1200.00

☐ RCE fee required under 37 C.F.R. § 1.17(e)(2) \$1700.00 (1820)/\$850.00 (2820)/\$425.00 (3820) \$

ii. ☐ Petition is made to extend the due date _____ months (less _____ months previously paid) \$

iii. ☐ Other _____ \$

c. ☒ **CREDIT CARD OR DEPOSIT ACCOUNT PAYMENT (CREDIT CARD FORM ATTACHED IF PAPER FILING) in the amount of \$1200.00**

d. ☒ The Director is hereby authorized to charge any deficiency in the fee(s) filed or which should have been filed herewith (or with any paper hereafter filed in this application by this firm), to Deposit Account No. 14-1140.

SIGNATURE OF APPLICANT, ATTORNEY, OR AGENT REQUIRED			
<i>Name (Print Type)</i>	Paul T. Bowen	<i>Registration No. (Attorney/Agent)</i>	38,009
<i>Signature</i>	/Paul T. Bowen/	<i>Date</i>	October 16, 2014

CERTIFICATE OF MAILING OR TRANSMISSION			
I hereby certify that this correspondence is being deposited with the United States Postal Service with sufficient postage as first class mail in an envelope addressed to: Mail Stop RCE, Commissioner For Patents, P.O. Box 1450, Alexandria, VA 22313-1450, or facsimile transmitted to the U.S. Patent and Trademark Office on:			
<i>Name (Print Type)</i>			
<i>Signature</i>		<i>Date</i>	

Burden Hour Statement: This form is estimated to take 0.2 hours to complete. Time will vary depending upon the needs of the individual case. Any comments on the amount of time you are required to complete this form should be sent to the Chief Information Officer, U.S. Patent and Trademark Office, P.O. Box 1450, Alexandria, VA 22313-1450. DO NOT SEND FEES OR COMPLETED FORMS TO THIS ADDRESS. SEND TO: Mail Stop RCE, Commissioner for Patents, P.O. Box 1450, Alexandria, VA 22313-1450.

2415973

Under the Paperwork Reduction Act of 1995, no persons are required to respond to a collection of information unless it displays a valid OMB control number.

PATENT APPLICATION FEE DETERMINATION RECORD Substitute for Form PTO-875				Application or Docket Number 13/834,189		Filing Date 03/15/2013		<input type="checkbox"/> To be Mailed	
ENTITY: <input checked="" type="checkbox"/> LARGE <input type="checkbox"/> SMALL <input type="checkbox"/> MICRO									
APPLICATION AS FILED – PART I									
(Column 1)		(Column 2)							
FOR	NUMBER FILED	NUMBER EXTRA		RATE (\$)		FEE (\$)			
<input type="checkbox"/> BASIC FEE (37 CFR 1.16(a), (b), or (c))	N/A	N/A		N/A					
<input type="checkbox"/> SEARCH FEE (37 CFR 1.16(k), (j), or (m))	N/A	N/A		N/A					
<input type="checkbox"/> EXAMINATION FEE (37 CFR 1.16(e), (p), or (q))	N/A	N/A		N/A					
TOTAL CLAIMS (37 CFR 1.16(i))	minus 20 =		*	X \$ =					
INDEPENDENT CLAIMS (37 CFR 1.16(h))	minus 3 =		*	X \$ =					
<input type="checkbox"/> APPLICATION SIZE FEE (37 CFR 1.16(s))	If the specification and drawings exceed 100 sheets of paper, the application size fee due is \$310 (\$155 for small entity) for each additional 50 sheets or fraction thereof. See 35 U.S.C. 41(a)(1)(G) and 37 CFR 1.16(s).								
<input type="checkbox"/> MULTIPLE DEPENDENT CLAIM PRESENT (37 CFR 1.16(j))									
* If the difference in column 1 is less than zero, enter "0" in column 2.				TOTAL					
APPLICATION AS AMENDED – PART II									
(Column 1)		(Column 2)		(Column 3)					
AMENDMENT	10/16/2014	CLAIMS REMAINING AFTER AMENDMENT		HIGHEST NUMBER PREVIOUSLY PAID FOR	PRESENT EXTRA	RATE (\$)		ADDITIONAL FEE (\$)	
	Total (37 CFR 1.16(v))	- 91	Minus	-- 32	= 59	X \$80 =		4720	
	Independent (37 CFR 1.16(n))	- 9	Minus	--- 3	= 6	X \$420 =		2520	
	<input type="checkbox"/> Application Size Fee (37 CFR 1.16(s))								
	<input type="checkbox"/> FIRST PRESENTATION OF MULTIPLE DEPENDENT CLAIM (37 CFR 1.16(j))								
						TOTAL ADD'L FEE		7240	
(Column 1)		(Column 2)		(Column 3)					
AMENDMENT		CLAIMS REMAINING AFTER AMENDMENT		HIGHEST NUMBER PREVIOUSLY PAID FOR	PRESENT EXTRA	RATE (\$)		ADDITIONAL FEE (\$)	
	Total (37 CFR 1.16(v))	-	Minus	--	=	X \$ =			
	Independent (37 CFR 1.16(n))	-	Minus	---	=	X \$ =			
	<input type="checkbox"/> Application Size Fee (37 CFR 1.16(s))								
	<input type="checkbox"/> FIRST PRESENTATION OF MULTIPLE DEPENDENT CLAIM (37 CFR 1.16(j))								
						TOTAL ADD'L FEE			
<p>* If the entry in column 1 is less than the entry in column 2, write "0" in column 3.</p> <p>** If the "Highest Number Previously Paid For" IN THIS SPACE is less than 20, enter "20".</p> <p>*** If the "Highest Number Previously Paid For" IN THIS SPACE is less than 3, enter "3".</p> <p>The "Highest Number Previously Paid For" (Total or Independent) is the highest number found in the appropriate box in column 1.</p>									

This collection of information is required by 37 CFR 1.16. The information is required to obtain or retain a benefit by the public which is to file (and by the USPTO to process) an application. Confidentiality is governed by 35 U.S.C. 122 and 37 CFR 1.14. This collection is estimated to take 12 minutes to complete, including gathering, preparing, and submitting the completed application form to the USPTO. Time will vary depending upon the individual case. Any comments on the amount of time you require to complete this form and/or suggestions for reducing this burden, should be sent to the Chief Information Officer, U.S. Patent and Trademark Office, U.S. Department of Commerce, P.O. Box 1450, Alexandria, VA 22313-1450. DO NOT SEND FEES OR COMPLETED FORMS TO THIS ADDRESS. **SEND TO: Commissioner for Patents, P.O. Box 1450, Alexandria, VA 22313-1450.**

If you need assistance in completing the form, call 1-800-PTO-9199 and select option 2.

DOCKET NO. PTB-4398-1328

Doc code: Oath
Document Description: Oath or declaration filed

Attorney Docket Number	PTB-4398-1328
------------------------	---------------

INVENTOR'S DECLARATION FOR UTILITY OR DESIGN PATENT APPLICATION (37 CFR 1.63) USING AN APPLICATION DATA SHEET (37 CFR 1.76)

☐ Declaration Submitted With Initial Filing

OR

☒ Declaration Submitted After Initial Filing

CUSHION TO FRAME ASSEMBLY MECHANISM

(Title of the Invention)

As a below named inventor, I hereby declare that:

This declaration is directed to:

☐ the attached application, or

☒ United States Application Number 13/834,189 filed March 15, 2013, or

☐ PCT International application number PCT/AU2006/000035 filed on 12 January 2006.

The above-identified application was made or authorized to be made by me.

I believe I am the original inventor or an original joint inventor of a claimed invention in the application.

I hereby acknowledge that any willful false statement made in this declaration is punishable under 18 U.S.C. 1001 by fine or imprisonment of not more than five (5) years, or both.

WARNING:

Petitioner/applicant is cautioned to avoid submitting personal information in documents filed in a patent application that may contribute to identity theft. Personal information such as social security numbers, bank account numbers, or credit card numbers (other than a check or credit card authorization form PTO-2038 submitted for payment purposes) is never required by the USPTO to support a petition or an application. If this type of personal information is included in documents submitted to the USPTO, petitioners/applicants should consider redacting such personal information from the documents before submitting them to the USPTO. Petitioner/applicant is advised that the record of a patent application is available to the public after publication of the application (unless a non-publication request in compliance with 37 CFR 1.213(a) is made in the application) or issuance of a patent. Furthermore, the record from an abandoned application may also be available to the public if the application is referenced in a published application or an issued patent (see 37 CFR 1.14). Checks and credit card authorization forms PTO-2038 submitted for payment purposes are not retained in the application file and therefore are not publicly available. Petitioner/applicant is advised that documents which form the record of a patent application (such as the PTO/SB/01) are placed into the Privacy Act system of records DEPARTMENT OF COMMERCE, COMMERCE-PAT-7, System name: Patent Application Files. Documents not retained in an application file (such as the PTO-2038) are placed into the Privacy Act system of COMMERCE/PAT-TM-10, System name: Deposit Accounts and Electronic Funds Transfer Profiles.

LEGAL NAME OF INVENTOR/JOINT INVENTOR:

(E.g., Given Name (first and middle (if any)) and Family Name or Surname)

Robin

Garth

HITCHCOCK

Inventor's
Signature:



Date:

13TH OCTOBER 2014

*Note: PTO Rules state "A person may not execute an oath or declaration for an application unless that person has reviewed and understands the contents of the application, including the claims, and is aware of the duty to disclose to the Office all information known to the person to be material to patentability as defined in [37 CFR] § 1.56."

2409077

Electronic Acknowledgement Receipt	
EFS ID:	20543552
Application Number:	13834189
International Application Number:	
Confirmation Number:	7067
Title of Invention:	CUSHION TO FRAME ASSEMBLY MECHANISM
First Named Inventor/Applicant Name:	Errol Savio Alex D'SOUZA
Customer Number:	23117
Filer:	Paul Thomas Bowen/Keli Hunter
Filer Authorized By:	Paul Thomas Bowen
Attorney Docket Number:	PTB-4398-1328
Receipt Date:	29-OCT-2014
Filing Date:	15-MAR-2013
Time Stamp:	09:04:15
Application Type:	Utility under 35 USC 111(a)

Payment information:

Submitted with Payment	no
------------------------	----

File Listing:

Document Number	Document Description	File Name	File Size(Bytes)/ Message Digest	Multi Part /.zip	Pages (if appl.)
1	Oath or Declaration filed	4398_1328_DECHitchcock.pdf	108912 e+277f1e4d768a1e407396127f10x1b9666d4 aba0	no	1

Warnings:

Information:

This Acknowledgement Receipt evidences receipt on the noted date by the USPTO of the indicated documents, characterized by the applicant, and including page counts, where applicable. It serves as evidence of receipt similar to a Post Card, as described in MPEP 503.

New Applications Under 35 U.S.C. 111

If a new application is being filed and the application includes the necessary components for a filing date (see 37 CFR 1.53(b)-(d) and MPEP 506), a Filing Receipt (37 CFR 1.54) will be issued in due course and the date shown on this Acknowledgement Receipt will establish the filing date of the application.

National Stage of an International Application under 35 U.S.C. 371

If a timely submission to enter the national stage of an international application is compliant with the conditions of 35 U.S.C. 371 and other applicable requirements a Form PCT/DO/EO/903 indicating acceptance of the application as a national stage submission under 35 U.S.C. 371 will be issued in addition to the Filing Receipt, in due course.

New International Application Filed with the USPTO as a Receiving Office

If a new international application is being filed and the international application includes the necessary components for an international filing date (see PCT Article 11 and MPEP 1810), a Notification of the International Application Number and of the International Filing Date (Form PCT/RO/105) will be issued in due course, subject to prescriptions concerning national security, and the date shown on this Acknowledgement Receipt will establish the international filing date of the application.



UNITED STATES PATENT AND TRADEMARK OFFICE

UNITED STATES DEPARTMENT OF COMMERCE
United States Patent and Trademark Office
Address: COMMISSIONER FOR PATENTS
P.O. Box 1450
Alexandria, Virginia 22313-1450
www.uspto.gov

NOTICE OF ALLOWANCE AND FEE(S) DUE

23117 7590 12/12/2014
NIXON & VANDERHYE, PC
901 NORTH GLEBE ROAD, 11TH FLOOR
ARLINGTON, VA 22203

EXAMINER

BOUCHELLE, LAURA A

ART UNIT

PAPER NUMBER

3763

DATE MAILED: 12/12/2014

APPLICATION NO.	FILING DATE	FIRST NAMED INVENTOR	ATTORNEY DOCKET NO.	CONFIRMATION NO.
13/834,189	03/15/2013	Errol Savio Alex D'SOUZA	PTB-4398-1328	7067

TITLE OF INVENTION: CUSHION TO FRAME ASSEMBLY MECHANISM

APPL. TYPE	ENTITY STATUS	ISSUE FEE DUE	PUBLICATION FEE DUE	PREV. PAID ISSUE FEE	TOTAL FEE(S) DUE	DATE DUE
nonprovisional	UNDISCOUNTED	\$960	\$0	\$0	\$960	03/12/2015

THE APPLICATION IDENTIFIED ABOVE HAS BEEN EXAMINED AND IS ALLOWED FOR ISSUANCE AS A PATENT. PROSECUTION ON THE MERITS IS CLOSED. THIS NOTICE OF ALLOWANCE IS NOT A GRANT OF PATENT RIGHTS. THIS APPLICATION IS SUBJECT TO WITHDRAWAL FROM ISSUE AT THE INITIATIVE OF THE OFFICE OR UPON PETITION BY THE APPLICANT. SEE 37 CFR 1.313 AND MPEP 1308.

THE ISSUE FEE AND PUBLICATION FEE (IF REQUIRED) MUST BE PAID WITHIN THREE MONTHS FROM THE MAILING DATE OF THIS NOTICE OR THIS APPLICATION SHALL BE REGARDED AS ABANDONED. THIS STATUTORY PERIOD CANNOT BE EXTENDED. SEE 35 U.S.C. 151. THE ISSUE FEE DUE INDICATED ABOVE DOES NOT REFLECT A CREDIT FOR ANY PREVIOUSLY PAID ISSUE FEE IN THIS APPLICATION. IF AN ISSUE FEE HAS PREVIOUSLY BEEN PAID IN THIS APPLICATION (AS SHOWN ABOVE), THE RETURN OF PART B OF THIS FORM WILL BE CONSIDERED A REQUEST TO REAPPLY THE PREVIOUSLY PAID ISSUE FEE TOWARD THE ISSUE FEE NOW DUE.

HOW TO REPLY TO THIS NOTICE:

I. Review the ENTITY STATUS shown above. If the ENTITY STATUS is shown as SMALL or MICRO, verify whether entitlement to that entity status still applies.

If the ENTITY STATUS is the same as shown above, pay the TOTAL FEE(S) DUE shown above.

If the ENTITY STATUS is changed from that shown above, on PART B - FEE(S) TRANSMITTAL, complete section number 5 titled "Change in Entity Status (from status indicated above)".

For purposes of this notice, small entity fees are 1/2 the amount of undiscounted fees, and micro entity fees are 1/2 the amount of small entity fees.

II. PART B - FEE(S) TRANSMITTAL, or its equivalent, must be completed and returned to the United States Patent and Trademark Office (USPTO) with your ISSUE FEE and PUBLICATION FEE (if required). If you are charging the fee(s) to your deposit account, section "4b" of Part B - Fee(s) Transmittal should be completed and an extra copy of the form should be submitted. If an equivalent of Part B is filed, a request to reapply a previously paid issue fee must be clearly made, and delays in processing may occur due to the difficulty in recognizing the paper as an equivalent of Part B.

III. All communications regarding this application must give the application number. Please direct all communications prior to issuance to Mail Stop ISSUE FEE unless advised to the contrary.

IMPORTANT REMINDER: Utility patents issuing on applications filed on or after Dec. 12, 1980 may require payment of maintenance fees. It is patentee's responsibility to ensure timely payment of maintenance fees when due.

PART B - FEE(S) TRANSMITTAL

Complete and send this form, together with applicable fee(s), to: **Mail** **Mail Stop ISSUE FEE**
Commissioner for Patents
P.O. Box 1450
Alexandria, Virginia 22313-1450
or Fax **(571)-273-2885**

INSTRUCTIONS: This form should be used for transmitting the **ISSUE FEE** and **PUBLICATION FEE** (if required). Blocks 1 through 5 should be completed where appropriate. All further correspondence including the Patent, advance orders and notification of maintenance fees will be mailed to the current correspondence address as indicated unless corrected below or directed otherwise in Block 1, by (a) specifying a new correspondence address; and/or (b) indicating a separate "FEE ADDRESS" for maintenance fee notifications.

CURRENT CORRESPONDENCE ADDRESS (Note: Use Block 1 for any change of address)

23117 7590 12/12/2014
NIXON & VANDERHIE, PC
901 NORTH GLEBE ROAD, 11TH FLOOR
ARLINGTON, VA 22203

Note: A certificate of mailing can only be used for domestic mailings of the Fee(s) Transmittal. This certificate cannot be used for any other accompanying papers. Each additional paper, such as an assignment or formal drawing, must have its own certificate of mailing or transmission.

Certificate of Mailing or Transmission

I hereby certify that this Fee(s) Transmittal is being deposited with the United States Postal Service with sufficient postage for first class mail in an envelope addressed to the Mail Stop ISSUE FEE address above, or being facsimile transmitted to the USPTO (571) 273-2885, on the date indicated below.

(Depositor's name)
(Signature)
(Date)

APPLICATION NO.	FILING DATE	FIRST NAMED INVENTOR	ATTORNEY DOCKET NO.	CONFIRMATION NO.
13/834,189	03/15/2013	Enrol Savio Alex D'SOUZA	PTB-4398-1328	7067

TITLE OF INVENTION: CUSHION TO FRAME ASSEMBLY MECHANISM

APPLN. TYPE	ENTITY STATUS	ISSUE FEE DUE	PUBLICATION FEE DUE	PREV. PAID ISSUE FEE	TOTAL FEE(S) DUE	DATE DUE
nonprovisional	UNDISCOUNTED	\$960	\$0	\$0	\$960	03/12/2015

EXAMINER	ART UNIT	CLASS-SUBCLASS
BOUCHER, LAURA A	3763	128-206240

1. Change of correspondence address or indication of "Fee Address" (37 CFR 1.563).

- ☐ Change of correspondence address (or Change of Correspondence Address form PTO/SB/122) attached.
- ☐ "Fee Address" indication (or "Fee Address" Indication form PTO/SB/47; Rev 03-02 or more recent) attached. **Use of a Customer Number is required.**

2. For printing on the patent front page, list

- (1) The names of up to 3 registered patent attorneys or agents OR, alternatively, 1 _____
- (2) The name of a single firm (having as a member a registered attorney or agent) and the names of up to 2 registered patent attorneys or agents. If no name is listed, no name will be printed. 2 _____
- 3 _____

3. ASSIGNEE NAME AND RESIDENCE DATA TO BE PRINTED ON THE PATENT (print or type)

PLEASE NOTE: Unless an assignee is identified below, no assignee data will appear on the patent. If an assignee is identified below, the document has been filed for recordation as set forth in 37 CFR 3.11. Completion of this form is NOT a substitute for filing an assignment.

(A) NAME OF ASSIGNEE

(B) RESIDENCE: (CITY and STATE OR COUNTRY)

Please check the appropriate assignee category or categories (will not be printed on the patent): ☐ Individual ☐ Corporation or other private group entity ☐ Government

4a. The following fee(s) are submitted:

- ☐ Issue Fee
- ☐ Publication Fee (No small entity discount permitted)
- ☐ Advance Order - # of Copies _____

4b. Payment of Fee(s): (Please first reapply any previously paid issue fee shown above)

- ☐ A check is enclosed.
- ☐ Payment by credit card. Form PTO-2038 is attached.
- ☐ The director is hereby authorized to charge the required fee(s), any deficiency, or credits any overpayment, to Deposit Account Number _____ (enclose an extra copy of this form).

5. Change in Entity Status (from status indicated above)

- ☐ Applicant certifying micro entity status. See 37 CFR 1.29
- ☐ Applicant asserting small entity status. See 37 CFR 1.27
- ☐ Applicant changing to regular undiscounted fee status.

NOTE: Absent a valid certification of Micro Entity Status (see forms PTO/SB/15A and 15B), issue fee payment in the micro entity amount will not be accepted at the risk of application abandonment.

NOTE: If the application was previously under micro entity status, checking this box will be taken to be a notification of loss of entitlement to micro entity status.

NOTE: Checking this box will be taken to be a notification of loss of entitlement to small or micro entity status, as applicable.

NOTE: This form must be signed in accordance with 37 CFR 1.31 and 1.33. See 37 CFR 1.4 for signature requirements and certifications.

Authorized Signature _____

Date _____

Typed or printed name

Registration No.



UNITED STATES PATENT AND TRADEMARK OFFICE

UNITED STATES DEPARTMENT OF COMMERCE
United States Patent and Trademark Office
Address: COMMISSIONER FOR PATENTS
P.O. Box 1450
Alexandria, Virginia 22313-1450
www.uspto.gov

APPLICATION NO	FILING DATE	FIRST NAMED INVENTOR	ATTORNEY DOCKET NO.	CONFIRMATION NO
13/834,189	03/15/2013	Errol Savio Alex D'SOUZA	PTB-4398-1328	7067
23117 7590 12/12/2014 NIXON & VANDERHYE, PC 901 NORTH GLEBE ROAD, 11TH FLOOR ARLINGTON, VA 22203				
EXAMINER BOUCHELLE, LAURA A				
ART UNIT		PAPER NUMBER		
3763				

DATE MAILED: 12/12/2014

Determination of Patent Term Adjustment under 35 U.S.C. 154 (b) (Applications filed on or after May 29, 2000)

The Office has discontinued providing a Patent Term Adjustment (PTA) calculation with the Notice of Allowance.

Section 1(h)(2) of the AIA Technical Corrections Act amended 35 U.S.C. 154(b)(3)(B)(i) to eliminate the requirement that the Office provide a patent term adjustment determination with the notice of allowance. See Revisions to Patent Term Adjustment, 78 Fed. Reg. 19416, 19417 (Apr. 1, 2013). Therefore, the Office is no longer providing an initial patent term adjustment determination with the notice of allowance. The Office will continue to provide a patent term adjustment determination with the Issue Notification Letter that is mailed to applicant approximately three weeks prior to the issue date of the patent, and will include the patent term adjustment on the patent. Any request for reconsideration of the patent term adjustment determination (or reinstatement of patent term adjustment) should follow the process outlined in 37 CFR 1.705.

Any questions regarding the Patent Term Extension or Adjustment determination should be directed to the Office of Patent Legal Administration at (571)-272-7702. Questions relating to issue and publication fee payments should be directed to the Customer Service Center of the Office of Patent Publication at 1-(888)-786-0101 or (571)-272-4200.

OMB Clearance and PRA Burden Statement for PTOL-85 Part B

The Paperwork Reduction Act (PRA) of 1995 requires Federal agencies to obtain Office of Management and Budget approval before requesting most types of information from the public. When OMB approves an agency request to collect information from the public, OMB (i) provides a valid OMB Control Number and expiration date for the agency to display on the instrument that will be used to collect the information and (ii) requires the agency to inform the public about the OMB Control Number's legal significance in accordance with 5 CFR 1320.5(b).

The information collected by PTOL-85 Part B is required by 37 CFR 1.311. The information is required to obtain or retain a benefit by the public which is to file (and by the USPTO to process) an application. Confidentiality is governed by 35 U.S.C. 122 and 37 CFR 1.14. This collection is estimated to take 12 minutes to complete, including gathering, preparing, and submitting the completed application form to the USPTO. Time will vary depending upon the individual case. Any comments on the amount of time you require to complete this form and/or suggestions for reducing this burden, should be sent to the Chief Information Officer, U.S. Patent and Trademark Office, U.S. Department of Commerce, P.O. Box 1450, Alexandria, Virginia 22313-1450. DO NOT SEND FEES OR COMPLETED FORMS TO THIS ADDRESS. SEND TO: Commissioner for Patents, P.O. Box 1450, Alexandria, Virginia 22313-1450. Under the Paperwork Reduction Act of 1995, no persons are required to respond to a collection of information unless it displays a valid OMB control number.

Privacy Act Statement

The Privacy Act of 1974 (P.L. 93-579) requires that you be given certain information in connection with your submission of the attached form related to a patent application or patent. Accordingly, pursuant to the requirements of the Act, please be advised that: (1) the general authority for the collection of this information is 35 U.S.C. 2(b)(2); (2) furnishing of the information solicited is voluntary; and (3) the principal purpose for which the information is used by the U.S. Patent and Trademark Office is to process and/or examine your submission related to a patent application or patent. If you do not furnish the requested information, the U.S. Patent and Trademark Office may not be able to process and/or examine your submission, which may result in termination of proceedings or abandonment of the application or expiration of the patent.

The information provided by you in this form will be subject to the following routine uses:

1. The information on this form will be treated confidentially to the extent allowed under the Freedom of Information Act (5 U.S.C. 552) and the Privacy Act (5 U.S.C. 552a). Records from this system of records may be disclosed to the Department of Justice to determine whether disclosure of these records is required by the Freedom of Information Act.
2. A record from this system of records may be disclosed, as a routine use, in the course of presenting evidence to a court, magistrate, or administrative tribunal, including disclosures to opposing counsel in the course of settlement negotiations.
3. A record in this system of records may be disclosed, as a routine use, to a Member of Congress submitting a request involving an individual, to whom the record pertains, when the individual has requested assistance from the Member with respect to the subject matter of the record.
4. A record in this system of records may be disclosed, as a routine use, to a contractor of the Agency having need for the information in order to perform a contract. Recipients of information shall be required to comply with the requirements of the Privacy Act of 1974, as amended, pursuant to 5 U.S.C. 552a(m).
5. A record related to an International Application filed under the Patent Cooperation Treaty in this system of records may be disclosed, as a routine use, to the International Bureau of the World Intellectual Property Organization, pursuant to the Patent Cooperation Treaty.
6. A record in this system of records may be disclosed, as a routine use, to another federal agency for purposes of National Security review (35 U.S.C. 181) and for review pursuant to the Atomic Energy Act (42 U.S.C. 218(c)).
7. A record from this system of records may be disclosed, as a routine use, to the Administrator, General Services, or his/her designee, during an inspection of records conducted by GSA as part of that agency's responsibility to recommend improvements in records management practices and programs, under authority of 44 U.S.C. 2904 and 2906. Such disclosure shall be made in accordance with the GSA regulations governing inspection of records for this purpose, and any other relevant (i.e., GSA or Commerce) directive. Such disclosure shall not be used to make determinations about individuals.
8. A record from this system of records may be disclosed, as a routine use, to the public after either publication of the application pursuant to 35 U.S.C. 122(b) or issuance of a patent pursuant to 35 U.S.C. 151. Further, a record may be disclosed, subject to the limitations of 37 CFR 1.14, as a routine use, to the public if the record was filed in an application which became abandoned or in which the proceedings were terminated and which application is referenced by either a published application, an application open to public inspection or an issued patent.
9. A record from this system of records may be disclosed, as a routine use, to a Federal, State, or local law enforcement agency, if the USPTO becomes aware of a violation or potential violation of law or regulation.

Notice of Allowability	Application No. 13/834,189 Examiner LAURA BOUCHELLE	Applicant(s) D'SOUZA ET AL. Art Unit 3763 AIA (First Inventor to File) Status No
-------------------------------	--	--

– The MAILING DATE of this communication appears on the cover sheet with the correspondence address–
 All claims being allowable, PROSECUTION ON THE MERITS IS (OR REMAINS) CLOSED in this application. If not included herewith (or previously mailed), a Notice of Allowance (PTOL-85) or other appropriate communication will be mailed in due course. **THIS NOTICE OF ALLOWABILITY IS NOT A GRANT OF PATENT RIGHTS.** This application is subject to withdrawal from issue at the initiative of the Office or upon petition by the applicant. See 37 CFR 1.313 and MPEP 1308.


1. ☒ This communication is responsive to PCE filed 10/16/14.
☐ A declaration(s)/affidavit(s) under 37 CFR 1.130(b) was/were filed on _____.
2. ☐ An election was made by the applicant in response to a restriction requirement set forth during the interview on ____; the restriction requirement and election have been incorporated into this action.
3. ☒ The allowed claim(s) is/are 39-63.65-130. As a result of the allowed claim(s), you may be eligible to benefit from the **Patent Prosecution Highway** program at a participating intellectual property office for the corresponding application. For more information, please see http://www.uspto.gov/patents/init_events/pph/index.jsp or send an inquiry to PPHfeedback@uspto.gov.
4. ☐ Acknowledgment is made of a claim for foreign priority under 35 U.S.C. § 119(a)-(d) or (f).
Certified copies:
 a) ☐ All b) ☐ Some *c) ☐ None of the:
 1. ☐ Certified copies of the priority documents have been received.
 2. ☐ Certified copies of the priority documents have been received in Application No. _____.
 3. ☐ Copies of the certified copies of the priority documents have been received in this national stage application from the International Bureau (PCT Rule 17.2(a)).
 * Certified copies not received: _____.

Applicant has THREE MONTHS FROM THE "MAILING DATE" of this communication to file a reply complying with the requirements noted below. Failure to timely comply will result in ABANDONMENT of this application.
THIS THREE-MONTH PERIOD IS NOT EXTENDABLE.

5. ☐ CORRECTED DRAWINGS (as "replacement sheets") must be submitted.
☐ including changes required by the attached Examiner's Amendment / Comment or in the Office action of Paper No./Mail Date _____.
Identifying indicia such as the application number (see 37 CFR 1.84(c)) should be written on the drawings in the front (not the back) of each sheet. Replacement sheet(s) should be labeled as such in the header according to 37 CFR 1.121(d).
6. ☐ DEPOSIT OF and/or INFORMATION about the deposit of BIOLOGICAL MATERIAL must be submitted. Note the attached Examiner's comment regarding REQUIREMENT FOR THE DEPOSIT OF BIOLOGICAL MATERIAL.

Attachment(s)
 1. ☐ Notice of References Cited (PTO-892)
 2. ☒ Information Disclosure Statements (PTO/SB/08), Paper No./Mail Date 10/16/14
 3. ☐ Examiner's Comment Regarding Requirement for Deposit of Biological Material
 4. ☐ Interview Summary (PTO-413), Paper No./Mail Date _____.
 5. ☐ Examiner's Amendment/Comment
 6. ☐ Examiner's Statement of Reasons for Allowance
 7. ☐ Other _____.


/LAURA BOUCHELLE/ Primary Examiner, Art Unit 3763	
--	--

Issue Classification 	Application/Control No. 13834189	Applicant(s)/Patent Under Reexamination D'SOUZA ET AL.	
	Examiner LAURA BOUCHELLE	Art Unit 3763	

CPC					
Symbol				Type	Version
A61M	16	0683		F	2013-01-01
A61M	16	06		I	2013-01-01
A61M	16	0616		I	2014-02-04
A61M	16	0638		I	2014-02-04


CPC Combination Sets						
Symbol			Type	Set	Ranking	Version

NONE		Total Claims Allowed:	
		91	
(Assistant Examiner)	(Date)		
/LAURA BOUCHELLE/	12/05/2014	O. G. Print Claim(s)	O. G. Print Figure
(Primary Examiner)	(Date)	39	3

Issue Classification 	Application/Control No. 13834189	Applicant(s)/Patent Under Reexamination D'SOUZA ET AL.
	Examiner LAURA BOUCHELLE	Art Unit 3763

US ORIGINAL CLASSIFICATION						INTERNATIONAL CLASSIFICATION													
CLASS			SUBCLASS			CLAIMED					NON-CLAIMED								
128			206.24			A	6	1	M	16 / 06 (2006.01.01)									
CROSS REFERENCE(S)																			
CLASS	SUBCLASS (ONE SUBCLASS PER BLOCK)																		
128	206.21	206.28																	

NONE		Total Claims Allowed:	
		91	
(Assistant Examiner)	(Date)		
/LAURA BOUCHELLE/	12/05/2014	O.G. Print Claim(s)	O.G. Print Figure
(Primary Examiner)	(Date)	39	3

Issue Classification 	Application/Control No. 13834189	Applicant(s)/Patent Under Reexamination D'SOUZA ET AL.
	Examiner LAURA BOUCHELLE	Art Unit 3763

<input type="checkbox"/> Claims renumbered in the same order as presented by applicant <input type="checkbox"/> CPA <input type="checkbox"/> T.D. <input type="checkbox"/> R.1.47															
Final	Original	Final	Original	Final	Original	Final	Original	Final	Original	Final	Original	Final	Original	Final	Original
	1		19		37	17	55	34	73	52	91	70	109	88	127
	2		20		38	18	56	35	74	53	92	71	110	89	128
	3		21	1	39	19	57	36	75	54	93	72	111	90	129
	4		22	2	40	20	58	37	76	55	94	73	112	91	130
	5		23	3	41	21	59	38	77	56	95	74	113		
	6		24	4	42	22	60	39	78	57	96	75	114		
	7		25	5	43	23	61	40	79	58	97	76	115		
	8		26	6	44	24	62	41	80	59	98	77	116		
	9		27	7	45	25	63	42	81	60	99	78	117		
	10		28	8	46		64	43	82	61	100	79	118		
	11		29	9	47	26	65	44	83	62	101	80	119		
	12		30	10	48	27	66	45	84	63	102	81	120		
	13		31	11	49	28	67	46	85	64	103	82	121		
	14		32	12	50	29	68	47	86	65	104	83	122		
	15		33	13	51	30	69	48	87	66	105	84	123		
	16		34	14	52	31	70	49	88	67	106	85	124		
	17		35	15	53	32	71	50	89	68	107	86	125		
	18		36	16	54	33	72	51	90	69	108	87	126		

NONE		Total Claims Allowed:	
		91	
(Assistant Examiner)	(Date)		
/LAURA BOUCHELLE/ Primary Examiner Art Unit 3763	12/05/2014	O.G. Print Claim(s)	O.G. Print Figure
(Primary Examiner)	(Date)	39	3

EAST Search History

EAST Search History (Prior Art)

Ref #	Hits	Search Query	DBs	Default Operator	Plurals	Time Stamp
L1	1	"12875787"	US-PGPUB; USPAT; USOCR; EPO; JPO	OR	OFF	2014/12/05 14:04
L2	2	"7854418".pn. "20090232755"	US-PGPUB; USPAT; USOCR; EPO; JPO	OR	OFF	2014/12/05 14:05
L3	15	(US-20040134497-\$ or US-20020108613-\$ or US-20060201514-\$).did. or (US-6412487-\$ or US-D430663-\$ or US-D493221-\$ or US-D498530-\$ or US-7000614-\$ or US-D516715-\$ or US-7100610-\$ or US-5441046-\$ or US-6082360-\$ or US-6374826-\$ or US-6112746-\$).did. or (US-2931356-\$).did.	US-PGPUB; USPAT; USOCR	OR	OFF	2014/12/05 14:55
L4	3242	(a61m16/06 a61m16/0605 a61m2016/0661).cpc.	US-PGPUB; USPAT; USOCR	OR	OFF	2014/12/05 14:59
L5	5	("8496004" "8479738" "8746250" d645961 d614762).pn.	US-PGPUB; USPAT; USOCR; EPO; JPO	OR	OFF	2014/12/05 15:06
S1	1	"13834189"	US-PGPUB; USPAT; USOCR; EPO; JPO	OR	OFF	2014/02/13 14:26
S2	3	"11989137"	US-PGPUB; USPAT; USOCR; EPO; JPO	OR	OFF	2014/02/13 14:30
S3	23	("20010020474" "20020108613" "20030075180" "20040134497" "6412487" "6823869").PN. OR ("8397728").URPN.	US-PGPUB; USPAT; USOCR	OR	OFF	2014/02/13 14:33
S4	150910	("20060260614" "20090126739" "20090139527" "20100108072" "5921239" "6039044" "6412487" "6631718" "7000614" "7861715"	US-PGPUB; USPAT; USOCR	OR	OFF	2014/02/13 14:39

		"8096301").FN"				
S5	328	("20060260614" "20090126739" "20090139527" "20100108072" "5921239" "6039044" "6412487" "6631718" "7000614" "7861715" "8096301").FN."	US- PGPUB; USPAT; USOCR	OR	OFF	2014/02/13 14:39
S6	482	("0781516" "0812706" "1081745" "1192186" "1653572" "1926027" "20030019496" "20030034034" "20030062048" "20030089373" "20030221891" "20040045550" "20040045551" "20040177850" "2123353" "2245969" "2248477" "2254854" "2276612" "2317608" "2371965" "2376871" "2415846" "2438058" "2578621" "2590006" "2931356" "2939458" "3013556" "3182659" "3189027" "3193624" "3238943" "3315674" "3330273" "3362420" "3363833" "3521630" "3556122" "3580051" "3700000" "3720235" "3750333" "3752157" "3779164" "3796216" "3830230" "4077404" "4120302" "4167185" "4226234" "4245632" "4304229" "4328797" "4347205" "4354488" "4402316" "4412537" "4467799" "4522639" "4558710" "4616647" "4622964" "4655213" "4665570" "4671271" "4677975" "4677977" "4739755" "4770169" "4774941" "4782832" "4799477" "4807617" "4809692" "4819629" "4821713" "4841953" "4848334" "4848366" "4907584" "4910806" "4919128" "4938210" "4938212" "4941467" "4944310" "4971051" "4986269" "4989596" "4989599" "5003633" "5005568" "5005571" "5027809" "5038776" "5042473" "5042478" "5046200" "5062421" "5063922" "5069205" "5109839" "5109840" "5121745" "5133347" "5140980" "5140982" "5159938" "5178138" "5220699" "5224474" "5231983" "5233978" "5243971" "5245995" "5265595" "5279289" "5280784" "5311862" "5322057" "5322059").FN. OR ("5343878" "5357951" "5372130" "5388571" "5404871" "5419318" "5429126" "5429683" "5431158" "5438981" "5441046" "5465712" "5477852" "5479920" "5481763" "5488948" "5492116" "5501214" "5509404" "5517986" "5538000" "5538001" "5540223" "5542128" "5546936" "5558090" "5560354" "5570682" "5570689" "5592938" "5608647" "5642730" "5647355" "5647357" "5649532" "5649533" "5655520" "5655527" "5657493" "5657752" "5662101" "5666946" "5676133" "5685296" "5687715" "5715814" "5724965" "5746201"	US- PGPUB; USPAT; USOCR	OR	OFF	2014/02/13 15:55

		"5794617" "5813423" "5832918" "5909732" "5921239" "5937851" "6044844" "6082360" "6098205" "6112746" "6119693" "6123071" "6152137" "6196223" "6257237" "6341606" "6357441" "6374826" "6397847" "6412487" "6463931" "6520182" "6532961" "6557556" "6561191" "6581594" "6595214" "6679261" "6691707" "6691708" "D188084" "D231803" "D236033" "D239469" "D250131" "D262322" "D285496" "D293613" "D300473" "D302746" "D310431" "D322318" "D323908" "D333015" "D334633" "D340317" "D362061" "D377089" "D378610" "D382341" "D402755" "D420128" "D423096" "D428139" "D428987" "D430663" "D439326" "D440302" "D443355" "D457622" "D458365" "D459800" "D464427" "D468421" "D468823" "D484237" "D486907" "D492992" "D495797" "H000397" "RE35339").PN. OR ("2002/0108613" "2004/0134497" "2006/0201514" "6412487" "7000614" "7100610" "D430663" "D493221" "D498530" "D516715").URFN.				
S8	1042	(d24/110.1,110.4,110.5).CCLS.	USPAT; USOCR	OR	OFF	2014/02/13 16:04
S9	175	S6 and cushion	US- PGPUB; USPAT; USOCR; EPO; JPO	OR	OFF	2014/02/13 16:05
S10	1	"13434919"	US- PGPUB; USPAT; USOCR; EPO; JPO	OR	OFF	2014/02/17 11:48
S11	1	"13834189"	US- PGPUB; USPAT; USOCR; EPO; JPO	OR	OFF	2014/08/15 10:12
S12	21	US-2113438-\$.DID. OR US-1520139-\$.DID. OR US-7000614-\$.DID. OR US-6631718- \$.DID. OR US-1102003-\$.DID. OR US- 6039044-\$.DID. OR US-5921239-\$.DID. OR US-20060260614-\$.DID. OR US- 20090139527-\$.DID. OR US-20090126739- \$.DID. OR US-8096301-\$.DID. OR US- 7861715-\$.DID. OR US-6412487-\$.DID. OR US-1072002-\$.DID. OR EP-1057494-\$.DID. OR WO-0211804-\$.DID. OR EP-1027905- \$.DID. OR WO-9700092-\$.DID. OR WO- 0069521-\$.DID.	US- PGPUB; USPAT; USOCR; EPO; JPO	OR	OFF	2014/08/15 10:19
S13	1	"7861715".pn.	US- PGPUB;	OR	OFF	2014/08/15 10:32

			USPAT; USOCR; EPO; JPO			
S14	39	("1176886" "20030221691" "20040112385" "20040144386" "20060081250" "20070137653" "4907584" "4971051" "5647357" "5746201" "5884624" "5921239" "6039044" "6192886" "6397847" "6412487" "6418928" "6431172" "6467483" "6491034" "6532961" "6595214" "6631718" "6851425" "6851428" "D333015").FN. OR ("7861715").URPN.	US- PGPUB; USPAT; USOCR	OR	OFF	2014/08/15 10:36
S15	7	"10751926"	US- PGPUB; USPAT; USOCR; EPO; JPO	OR	OFF	2014/08/19 09:21
S16	1	"13834189"	US- PGPUB; USPAT; USOCR; EPO; JPO	OR	OFF	2014/08/19 09:36
S17	690	("0781516" "0812706" "1081745" "1192186" "1653572" "1926027" "20030019496" "20030034034" "20030062048" "20030089373" "20030221691" "20040045550" "20040045551" "20040177850" "2123353" "2212862" "2245969" "2248477" "2254854" "2276612" "2290885" "2317608" "2371965" "2376871" "2382592" "2415846" "2438058" "2578621" "2590006" "2710486" "2867812" "2921581" "2931356" "2939458" "2970593" "3013556" "3056402" "3182659" "3185148" "3189027" "3193624" "3238943" "3310811" "3315674" "3330273" "3362420" "3363833" "3383706" "3521630" "3529329" "3548411" "3556122" "3580051" "3700000" "3720235" "3750333" "3752157" "3779164" "3796216" "3830230" "4077404" "4120302" "4167185" "4193133" "4226234" "4245632" "4304229" "4328797" "4347205" "4354488" "4402316" "4412537" "4437462" "4467799" "4522639" "4558710" "4616647" "4622964" "4655213" "4665570" "4671267" "4671271" "4677975" "4677977" "4739755" "4764989" "4770169" "4774941" "4782832" "4799477" "4807617" "4809692" "4819629" "4821713" "4841953" "4848334" "4848366" "4907300" "4907584" "4910806" "4919128" "4938210" "4938212" "4941467"	US- PGPUB; USPAT; USOCR	OR	OFF	2014/08/19 09:37

		"4944310" "4960121" "4971051" "4986269" "4989596" "4989599" "5003633" "5005568" "5005571" "5027809" "5038776" "5042473" "5042478" "5046200" "5062421" "5063922" "5066022" "5069205").PN. OR ("5091997" "5109839" "5109840" "5121745" "5133347" "5140980" "5140982" "5159938" "5178138" "5220699" "5224474" "5231983" "5233978" "5243971" "5245993" "5245995" "5265595" "5279289" "5280784" "5291880" "5311862" "5322057" "5322059" "5343878" "5357951" "5372130" "5388571" "5398674" "5404871" "5419318" "5429126" "5429683" "5431158" "5438981" "5441046" "5465712" "5477852" "5479920" "5481763" "5488948" "5492116" "5501214" "5509404" "5517986" "5538000" "5538001" "5540223" "5542128" "5548936" "5558090" "5560354" "5570682" "5570689" "5592938" "5608647" "5642730" "5647355" "5647357" "5649532" "5649533" "5655520" "5655527" "5657493" "5657752" "5662101" "5666946" "5676133" "5685296" "5687715" "5715814" "5724965" "5746201" "5794617" "5813423" "5832918" "5909732" "5921239" "5937851" "6044844" "6082360" "6098205" "6112746" "6119693" "6123071" "6152137" "6196223" "6257237" "6341606" "6357441" "6374826" "6397847" "6412487" "6463931" "6520182" "6532961" "6557556" "6561191" "6581594" "6595214" "6679261" "6691707" "6691708" "D188084" "D231803" "D236033" "D239469" "D250131" "D262322" "D285496" "D293613" "D300473" "D302746" "D310431" "D322318" "D323908" "D333015" "D334633" "D340317" "D362061" "D377089" "D378610" "D382341" "D402755" "D420128" "D423096").PN. OR ("D428139" "D428987" "D430663" "D439326" "D440302" "D443355" "D457622" "D458365" "D459800" "D464427" "D468421" "D468823" "D484237" "D486907" "D492992" "D495797" "H000397" "RE35339").PN. OR ("2002/0108613" "2004/0134497" "2006/0201514" "2931356" "5441046" "6082360" "6374826" "6412487" "7000614" "7100610" "D430663" "D493221" "D498530" "D516715").URPN.				
S18	80	S17 and (cushion with membrane)	US- PGPUB; USPAT; USOCR	OR	OFF	2014/08/19 09:37

EAST Search History

S19	1	"13834189"	US-PGPUB; USPAT; USOCR; EPO; JPO	OR	OFF	2014/08/21 13:39
S20	3572	(A61M16/0683, A61M16/0638, A61M16/06).cpc.	US-PGPUB; USPAT; USOCR; EPO; JPO	OR	OFF	2014/08/21 13:47
S21	15	(US-20060201514-\$ or US-20040134497-\$ or US-20020108613-\$).did. or (US-7100610-\$ or US-D516715-\$ or US-7000614-\$ or US-D498530-\$ or US-D493221-\$ or US-6412487-\$ or US-6374826-\$ or US-D430663-\$ or US-6112746-\$ or US-6082360-\$ or US-5441046-\$).did. or (US-2931356-\$).did.	US-PGPUB; USPAT; USOCR	OR	OFF	2014/08/21 13:48
S22	646	(A61M16/0605, A61M16/0633).cpc.	US-PGPUB; USPAT; USOCR; EPO; JPO	OR	OFF	2014/08/21 13:50
S23	3029	(S20 S22) and mask	US-PGPUB; USPAT; USOCR; EPO; JPO	OR	OFF	2014/08/21 13:55
S24	1235	(128/206.24,206.21,206.28).CCLS.	USPAT; USOCR	OR	OFF	2014/08/21 14:04

EAST Search History (Interference)

Ref #	Hits	Search Query	DBs	Default Operator	Plurals	Time Stamp
S25	1190	(mask and gas and cushion and nose and mouth and frame)".dm"	USPAT; JPAD	OR	OFF	2014/08/21 13:59
S26	18	(mask and gas and cushion and nose and mouth and frame).dm.	USPAT; JPAD	OR	OFF	2014/08/21 13:59

12/ 5/ 2014 3:22:14 PM

C:\Users\lbouchelle\Documents\EAST\Workspaces\13834189.wsp

Receipt date: 10/16/2014

IN THE UNITED STATES PATENT AND TRADEMARK OFFICE

In re Patent Application of
D'SOUZA et al.

Appln. No. 13/834,189

Filed: March 15, 2013

Conf. No.: 7067

Atty. Ref.: PTB-4398-1328

Art Unit: 3763

Examiner: LAURA A
BOUCHELLE

For: CUSHION TO FRAME ASSEMBLY MECHANISM

* * * * *

October 16, 2014

Commissioner for Patents
P.O. Box 1450
Alexandria, VA 22313-1450

INFORMATION DISCLOSURE STATEMENT

Sir:

Listed on accompanying Form PTO/SB/08a is information that may be considered material to the examination of this application, in compliance with the duty of disclosure requirements of 37 C.F.R. §§ 1.56, 1.97 and 1.98.

This statement should not be construed as a representation that a search has been made, or that information more material to the examination of the present patent application does not exist. The Examiner is specifically requested not to rely solely on the material submitted herewith. At least one of the boxes below applies to the present application:

1. ☒ This Information Disclosure Statement is being filed within three months of the U.S. filing date OR before the mailing date of a first Office Action on the merits. No statement under 37 C.F.R. § 1.97(e) or fee is required.

a. ☐ Contingent Request to Treat Under 37 C.F.R. § 1.97(c)

In the event a first Office Action has been mailed prior to filing of the present Information Disclosure Statement and the Office Action was mailed

ALL REFERENCES CONSIDERED EXCEPT WHERE LINED THROUGH. /LB/

more than three months since the filing of the application (for regular applications not including CPAs or RCEs), the Office is requested to treat the present paper as a submission under 37 C.F.R. § 1.97(c) and charge the undersigned's Deposit Account No. 14-1140 for the fee required by 37 C.F.R. § 1.17(p). The present paper is submitted in duplicate for this purpose.

b. ☐ Contingent Request to Treat Under 37 C.F.R. § 1.97(e)(1)

In the event a first Office Action has been mailed prior to the filing of the present Information Disclosure Statement, and the Office Action was mailed more than three months since the filing of the application (for regular applications not including CPAs or RCEs), the Office is requested to treat the present paper as a submission under 37 C.F.R. § 1.97(e)(1) in that the undersigned hereby states that each item of information contained in this Information Disclosure Statement was first cited in any communication from a foreign patent office in a counterpart foreign application not more than three months prior to the filing of this Information Disclosure Statement. 37 C.F.R. § 1.97(e)(1).

b.1. ☐ Patent Term Adjustment

I hereby certify that each item of information was cited in a communication from a foreign patent office in a counterpart application and that this communication was not received by any individual designated in Section 1.56(c) more than 30 days prior to the filing of the Information Disclosure Statement. 37 C.F.R. § 1.704(d).

c. ☐ Contingent Request to Treat Under 37 C.F.R. § 1.97(e)(2)

In the event a first Office Action has been mailed prior to the filing of the present Information Disclosure Statement, and the Office Action was mailed more than three months since the filing of the application (for regular applications not including CPAs or RCEs), the Office is requested

to treat the present paper as a submission under 37 C.F.R. § 1.97(e)(2) in that the undersigned hereby states that no item of information in this Information Disclosure Statement was cited in a communication from a foreign patent office in a counterpart foreign application, and, to my knowledge after making reasonable inquiry, no item of information contained in this Information Disclosure Statement was known to any individual designated in 37 C.F.R. § 1.56(c) more than three months prior to the filing of this Information Disclosure Statement. 37 C.F.R. § 1.97(e)(2).

2. ☐ This Information Disclosure Statement is being filed more than three months after the U.S. filing date AND after the mailing date of the first Office Action on the merits, but before the mailing date of a Final Rejection or Notice of Allowance.

a. ☐ I hereby state that each item of information contained in this Information Disclosure Statement was first cited in any communication from a foreign patent office in a counterpart foreign application not more than three months prior to the filing of this Information Disclosure Statement. 37 C.F.R. § 1.97(e)(1). Contingent Request Under 37 C.F.R. § 1.97(d). In the event a Notice of Allowance or a Final Rejection has been mailed prior to filing this Information Disclosure Statement, the Office is authorized to treat this as a submission under 37 C.F.R. 1.97(d) and charge the undersigned's Deposit Account No. 14-1140 for the fee required by 37 C.F.R. § 1.17(p). The present paper is submitted in duplicate for this purpose.

a.1. ☐ Patent Term Adjustment

I hereby certify that each item of information was cited in a communication from a foreign patent office in a counterpart application and that this communication was not received by any individual designated in Section 1.56(c) more than 30 days prior to

the filing of the Information Disclosure Statement. 37 C.F.R. §1.704(d).

b. ☐ I hereby state that no item of information in this Information Disclosure Statement was cited in a communication from a foreign patent office in a counterpart foreign application, and, to my knowledge after making reasonable inquiry, no item of information contained in this Information Disclosure Statement was known to any individual designated in 37 C.F.R. § 1.56(c) more than three months prior to the filing of this Information Disclosure Statement. 37 C.F.R. § 1.97(e)(2).

c. ☐ Our credit card authorization for payment of the \$ fee under 37 C.F.R. § 1.17(p) is provided.

d. Attached is our check in the amount of \$ in payment of the fee under 37 C.F.R. § 1.17(p).

3. ☐ This Information Disclosure Statement is being filed more than three months after the U.S. filing date and after the mailing date of a Final Rejection or Notice of Allowance, but before payment of the Issue Fee 37 C.F.R. § 1.97(d). It is hereby requested that the Information Disclosure Statement be considered. Attached is our check in the amount of \$ in payment of the fee under 37 C.F.R. § 1.17(i).

a. ☐ I hereby state that each item of information contained in this Information Disclosure Statement was first cited in any communication from a foreign patent office in a counterpart foreign application not more than three months prior to the filing of this Information Disclosure Statement. 37 C.F.R. § 1.97(e)(1).

a.1. ☐ Patent Term Adjustment

I hereby certify that each item of information was cited in a communication from a foreign patent office in a counterpart application and that this communication was not received by any individual designated in Section 1.56(c) more than 30 days prior to

ALL REFERENCES CONSIDERED EXCEPT WHERE LINED THROUGH. /LB/

the filing of the Information Disclosure Statement. 37 C.F.R. §1.704(d).

b. ☐ I hereby state that no item of information in this Information Disclosure Statement was cited in a communication from a foreign patent office in a counterpart foreign application, and, to my knowledge after making reasonable inquiry, no item of information contained in this Information Disclosure Statement was known to any individual designated in 37 C.F.R. § 1.56(c) more than three months prior to the filing of this Information Disclosure Statement. 37 C.F.R. § 1.97(e)(2).

4. ☒ All "other document" references were previously submitted in this application but were not considered by the Examiner because of the form of their citation. Thus, no copies of these references are submitted herewith.

5. ☐ The document(s) was/were cited in a corresponding foreign application. An English language version of the foreign search report or official action is attached for the Examiner's information. See MPEP § 609.

a. ☐ U.S. Patent No. _____ is indicated in the foreign search report or Official Action as being in the same patent family and/or the English-language equivalent of _____ listed on the attached foreign search report.

6. ☐ A concise explanation of the relevance of the non-English language document(s) appears below:

7. ☐ The "foreign patent documents" or "other documents" were cited by the Examiner or submitted by the Applicant in Application No. _____, filed _____, which is relied upon for an earlier filing date under 35 U.S.C. § 120. Thus, copies of these documents are not attached. 37 C.F.R. § 1.98(d).

8. ☐ For any of the items listed on the attached Form PTO/SB/08a that do not indicate a publication/public use/on sale date, the publication/public use/on sale date is not readily available. Accordingly, for purposes of the Patent Office considering the patentability of this application, the Office is requested to assume that the

ALL REFERENCES CONSIDERED EXCEPT WHERE LINED THROUGH. /LB/

publication/public use/on sale date pre-dates the earliest effective U.S. filing date for this application by more than one year.

9. ☐ The publication date of at least one document is listed on the attached PTO/SB/08a based on information presently available to the undersigned. However, each listed publication date should not be construed as an admission that the information was actually published on the date indicated, and the right to challenge each listed publication date is expressly reserved by Applicant(s).

It is respectfully requested that the Examiner initial and return a copy of the enclosed PTO/SB/08a , and to indicate in the official file wrapper of this patent application that the documents have been considered.

The U.S. Patent and Trademark Office is hereby authorized to charge any fee deficiency, or credit any overpayment, to our Deposit Account No. 14-1140 referencing docket number PTB-4398-1328.

Respectfully submitted,

NIXON & VANDERHYE P.C.

By: /Paul T. Bowen/
Paul T. Bowen
Reg. No. 38,009

PTB:SDJ/bjn
901 North Glebe Road, 11th Floor
Arlington, VA 22203-1808
Telephone: (703) 816-4000
Facsimile: (703) 816-4100

ALL REFERENCES CONSIDERED EXCEPT WHERE LINED THROUGH. /LB/

INFORMATION DISCLOSURE CITATION	ATTY. DOCKET NO.	SERIAL NO.
	PTB-4398-1328	13/834,189
(Use several sheets if necessary)	APPLICANT	
	D'SOUZA et al.	
	FILING DATE	GROUP
	March 15, 2013	3763

U.S. PATENT DOCUMENTS

*EXAMINER INITIAL	DOCUMENT NUMBER	DATE	NAME	CLASS	SUBCLASS	FILING DATE IF APPROPRIATE
	8,496,004 B2	07/2013	Lang et al. (corresponds w/ WO 2006/015772)			
	8,479,738 B2	07/2013	Lang et al.			
	8,746,250 B2	06/2014	Biener et al.			
	D645,961 S	09/2011	Biener et al.			
	D614,762 S	04/2010	Lang et al.			

FOREIGN PATENT DOCUMENTS

DOCUMENT	DATE	COUNTRY	CLASS	SUBCLASS	TRANSLATION YES NO
WO 2006/015772 A1	02/2006	WIPO			ABSTRACT
DE 10 2004 037 344 A1	03/2006	Germany			ABSTRACT
DE 100 45 183 A1	05/2002	Germany			ABSTRACT

OTHER DOCUMENTS (including Author, Title, Date, Pertinent pages, etc.)

ComfortLite™, Respiroics, http://comfortlite.respiroics.com , admitted prior art
ComfortLite™ 2, Respiroics, http://comfortlite2.respiroics.com , admitted prior art
"Ear Loop Face Mask", admitted prior art
Fisher and Paykel Col. Product Family http://www.fphcare.com/osa/products.asp/ , admitted prior art
Hans Rudolph, Inc. - Mask Products - http://www.rudolphkc.com/products.php?category=MASKS , admitted prior art
"If You Hate CPAP! You Need CPAP Pro @," www.cpapro.com , admitted prior art
Mask 1 Photographs, Respiroics Inc., Reusable Full Mask (small) Part #452033 Lot #951108, admitted prior art
Mask 2 Photographs, Puritan - Bennett, Adam Circuit, Shell Part #231700, Swivel Part #616329-00, Pillows (medium) Part #616324, admitted prior art
Mask 3 Photographs, DeVilbiss Healthcare Inc., Devilbiss Seal-Ring and CPAP Mask Kit (medium), Part #73510-669, admitted prior art
Mask 4 Photographs, Respiroics Inc., Monarch Mini Mask with Pressure Port, Part #572004, Monarch Headgear, Part #572011, admitted prior art
Mask 5 Photographs, Healthdyne Technologies, Nasal CPAP Mask (medium narrow), Part #702510, admitted prior art
Mask 6 Photographs, Healthdyne Technologies, Soft Series Nasal CPAP Mask, Part #702020, admitted prior art

*Examiner	Date Considered
Examiner: Initial if reference considered, whether or not citation is in conformance with MPEP 609, draw line through citation if not in conformance and not considered. Include a copy of this form with next communication to applicant.	

ALL REFERENCES CONSIDERED EXCEPT WHERE LINED THROUGH. /LB/

INFORMATION DISCLOSURE CITATION	ATTY. DOCKET NO.	SERIAL NO.
	4398-1328	13/834,189
	APPLICANT	
	D'SOUZA et al.	
(Use several sheets if necessary)	FILING DATE	TC/A.U.
	March 15, 2013	3763


	Mask 7 Photographs, DeVilbiss Healthcare Inc., Small Mask and Seal Rings, Part #73510-668, admitted prior art
	Mask 8 Photographs, Respiroics Inc., Reusable Contour Mask (medium), Part #302180, admitted prior art
	Mask 9 Photographs, Healthdyne Technologies, Healthdyne Large Headgear, admitted prior art
	Mask 10 Photographs, Respiroics Inc., Soft Cap (medium), Part #302142, admitted prior art
	Mask 11 Photographs, Weinmann: Hamburg, Nasalmaskensystem mit Schalldämpfer (medium), Part #WN 23105, admitted prior art
	Mask 12 Photographs, Life Care, admitted prior art
	Mask 13 Photographs, Healthdyne Technologies, admitted prior art
	Mask 14 Photographs, King System, admitted prior art
	Mask 15 Photographs, Respiroics Inc., Pediatric Mask, admitted prior art
	Mask 16 Photographs, Hans Rudolph Inc., Hans Rudolph Silicone Rubber Face Mask/8900, admitted prior art
	Merriam-Webster Online Dictionary definition of moveable from the 14th century, admitted prior art
	4 additional photographs of Weinmann mask, admitted prior art
	ResCare, "Introducing The Sullivan Bubble Mask System - Series 3," 4 pages, admitted prior art
	ResCare, "The Sullivan - APD 2 Nasal CPAP System," 10 pages, admitted prior art
	ResCare, "The Sullivan Mask System," 2 pages, admitted prior art
	ResMed, "ResMed Origins," pages 1-64, admitted prior art
	ResMed Co. - Mask Products - http://resmed.com/portal/site/ResMedUS/index.jsp? , admitted prior art
	ResMed Ltd., "Improving patient compliance with The ResMed Range of Mask Systems The Ultimate Interface for CPAP treatment," admitted prior art, 4 pages
	Respiroics Co. Mask Family http://maskfamily.respiroics.com/ , admitted prior art
	SNAPP NASAL INTERFACE, Tiara Medical Systems, Inc. - http://tiaramed.com/asp_shops/shopdisplayproducts.asp?id=109&cat=SNAPP%2A+Nasal+Interface , admitted prior art
	Webster's New World Dictionary, Third College Edition 1988, definition for engaged and flexible, admitted prior art
	Webster's Third New International Dictionary, 1993, Dictionary definition for adjustable, bendable, and mild steel, admitted prior art

*Examiner	/Laura Bouchelle/	Date Considered	12/05/2014
-----------	-------------------	-----------------	------------

Examiner: Initial if reference considered, whether or not citation is in conformance with MPEP 609; Draw line through citation if not in conformance and not considered. Include copy of this form with next communication to applicant.

ALL REFERENCES CONSIDERED EXCEPT WHERE LINED THROUGH. /LB/

Form PTO-FP-A820 (Also PTO/SB/08A)

Search Notes 	Application/Control No. 13834189	Applicant(s)/Patent Under Reexamination D'SOUZA ET AL.
	Examiner LAURA BOUCHELLE	Art Unit 3763

CPC- SEARCHED		
Symbol	Date	Examiner
A61M16/06, A61M16/0605, A61M16/0633, A61M16/0683	8/20/14	LAB
A61M2016/0661	12/5/14	LAB

CPC COMBINATION SETS - SEARCHED		
Symbol	Date	Examiner

US CLASSIFICATION SEARCHED			
Class	Subclass	Date	Examiner
128	206.21, 206.24, 206.28	2/21/14	LAB
D24	110.1, 110.4, 110.5	2/21/14	LAB

SEARCH NOTES		
Search Notes	Date	Examiner
search history for parent 11/989137 updated	2/21/14	LAB
search updated	8/20/14	LAB
search updated	12/5/14	LAB

INTERFERENCE SEARCH			
US Class/ CPC Symbol	US Subclass / CPC Group	Date	Examiner
.clm. search		8/20/14	LAB
search updated		12/5/14	LAB

--	--

PART B - FEE(S) TRANSMITTAL

Complete and send this form, together with applicable fee(s), to: **Mail** **Mail Stop ISSUE FEE**
Commissioner for Patents
P.O. Box 1450
Alexandria, Virginia 22313-1450
or Fax **(571)-273-2885**

INSTRUCTIONS: This form should be used for transmitting the **ISSUE FEE** and **PUBLICATION FEE** (if required). Blocks 1 through 5 should be completed where appropriate. All further correspondence including the Patent, advance orders and notification of maintenance fees will be mailed to the current correspondence address as indicated unless corrected below or directed otherwise in Block 1, by (a) specifying a new correspondence address; and/or (b) indicating a separate "FEE ADDRESS" for maintenance fee notifications.

CURRENT CORRESPONDENCE ADDRESS (Note: Use Block 1 for any change of address)

23117 7590 12/12/2014
NIXON & VANDERHYE, PC
901 NORTH GLEBE ROAD, 11TH FLOOR
ARLINGTON, VA 22203

Note: A certificate of mailing can only be used for domestic mailings of the Fee(s) Transmittal. This certificate cannot be used for any other accompanying papers. Each additional paper, such as an assignment or formal drawing, must have its own certificate of mailing or transmission.

Certificate of Mailing or Transmission

I hereby certify that this Fee(s) Transmittal is being deposited with the United States Postal Service with sufficient postage for first class mail in an envelope addressed to the Mail Stop ISSUE FEE address above, or being facsimile transmitted to the USPTO (571) 273-2885, on the date indicated below.

(Depositor's name)
(Signature)
(Date)

APPLICATION NO.	FILING DATE	FIRST NAMED INVENTOR	ATTORNEY DOCKET NO.	CONFIRMATION NO.
13/834,189	03/15/2013	Enrol Savio Alex D'SOUZA	PTB-4398-1328	7067

TITLE OF INVENTION: CUSHION TO FRAME ASSEMBLY MECHANISM

APPLN. TYPE	ENTITY STATUS	ISSUE FEE DUE	PUBLICATION FEE DUE	PREV. PAID ISSUE FEE	TOTAL FEE(S) DUE	DATE DUE
nonprovisional	UNDISCOUNTED	\$960	\$0	\$0	\$960	03/12/2015

EXAMINER	ART UNIT	CLASS-SUBCLASS
BOUCHERELLE, LAURA A	3763	128-206240

1. Change of correspondence address or indication of "Fee Address" (37 CFR 1.563).

☐ Change of correspondence address (or Change of Correspondence Address form PTO/SB/122) attached.

☒ "Fee Address" indication (or "Fee Address" Indication form PTO/SB/47; Rev 03-02 or more recent) attached. **Use of a Customer Number is required.**

2. For printing on the patent front page, list

(1) The names of up to 3 registered patent attorneys or agents OR, alternatively,

(2) The name of a single firm (having as a member a registered attorney or agent) and the names of up to 2 registered patent attorneys or agents. If no name is listed, no name will be printed.

1 Nixon & Vanderhye P.C.

2 _____

3 _____

3. ASSIGNEE NAME AND RESIDENCE DATA TO BE PRINTED ON THE PATENT (print or type)

PLEASE NOTE: Unless an assignee is identified below, no assignee data will appear on the patent. If an assignee is identified below, the document has been filed for recordation as set forth in 37 CFR 3.11. Completion of this form is NOT a substitute for filing an assignment.

(A) NAME OF ASSIGNEE

ResMed Limited

(B) RESIDENCE: (CITY and STATE OR COUNTRY)

Bella Vista, Australia

Please check the appropriate assignee category or categories (will not be printed on the patent): ☐ Individual ☒ Corporation or other private group entity ☐ Government

4a. The following fee(s) are submitted:

☒ Issue Fee

☐ Publication Fee (No small entity discount permitted)

☐ Advance Order - # of Copies _____

4b. Payment of Fee(s): (Please first reapply any previously paid issue fee shown above)

☐ A check is enclosed.

☒ Payment by credit card. Form PTO-2038 is attached, via EFS Web

☒ The director is hereby authorized to charge the required fee(s), any deficiency, or credits any overpayment, to Deposit Account Number 14-1140 (enclose an extra copy of this form).

5. Change in Entity Status (from status indicated above)

☐ Applicant certifying micro entity status. See 37 CFR 1.29

☐ Applicant asserting small entity status. See 37 CFR 1.27

☐ Applicant changing to regular undiscounted fee status.

NOTE: Absent a valid certification of Micro Entity Status (see forms PTO/SB/15A and 15B), issue fee payment in the micro entity amount will not be accepted at the risk of application abandonment.

NOTE: If the application was previously under micro entity status, checking this box will be taken to be a notification of loss of entitlement to micro entity status.

NOTE: Checking this box will be taken to be a notification of loss of entitlement to small or micro entity status, as applicable.

NOTE: This form must be signed in accordance with 37 CFR 1.31 and 1.33. See 37 CFR 1.4 for signature requirements and certifications.

Authorized Signature /Paul T. Bowen/

Date December 12, 2014

Typed or printed name Paul T. Bowen

Registration No. 38,009

"FEE ADDRESS" INDICATION FORM

Address to:
Mail Stop M Correspondence
Commissioner for Patents
P.O. Box 1450
Alexandria, VA 22313-1450

Fax to:
571-273-6500

- OR -

Please recognize as the "Fee Address" under the provisions of 37 CFR 1.363 the address associated with the following customer number

☒ Customer Number

000197

Type Customer Number here

OR

☐ Request for Customer Number (PTO/SB/125) attached hereto

in the following listed application(s) for which the Issue Fee has been paid or patent(s).

PATENT NUMBER (if known)	APPLICATION NUMBER
	13/834,189

(check one)

☐ Applicant/Inventor

☒ Attorney or Agent of record 38,009
(Reg. No.)

☐ Assignee of record of the entire interest. See 37 C.F.R. § 3.71. Statement under 37 C.F.R. § 3.73(b) is enclosed.

☐ Assignment recorded at Reel _____ Frame _____

/Paul T. Bowen/

Signature

Paul T. Bowen

Typed or printed name

703-816-4019

Requester's telephone number

December 12, 2014

Date

NOTE: Signatures of all the inventors or assignees of record of the entire interest or their representative(s) are required. Submit multiple forms if more than one signature is required, see below.*

☒ *Total of 1 form/s are submitted.

Electronic Patent Application Fee Transmittal				
Application Number:		13834189		
Filing Date:		15-Mar-2013		
Title of Invention:		CUSHION TO FRAME ASSEMBLY MECHANISM		
First Named Inventor/Applicant Name:		Errol Savio Alex D'SOUZA		
Filer:		Paul Thomas Bowen/Keli Hunter		
Attorney Docket Number:		PTB-4398-1328		
Filed as Large Entity				
Filing Fees for Utility under 35 USC 111(a)				
Description	Fee Code	Quantity	Amount	Sub-Total in USD(\$)
Basic Filing:				
Pages:				
Claims:				
Miscellaneous-Filing:				
Petition:				
Patent-Appeals-and-Interference:				
Post-Allowance-and-Post-Issuance:				
Utility Appl Issue Fee	1501	1	960	960

Description	Fee Code	Quantity	Amount	Sub-Total in USD(\$)
Extension-of-Time:				
Miscellaneous:				
Total in USD (\$)				960

Electronic Acknowledgement Receipt	
EFS ID:	20948021
Application Number:	13834189
International Application Number:	
Confirmation Number:	7067
Title of Invention:	CUSHION TO FRAME ASSEMBLY MECHANISM
First Named Inventor/Applicant Name:	Errol Savio Alex D'SOUZA
Customer Number:	23117
Filer:	Paul Thomas Bowen/Keli Hunter
Filer Authorized By:	Paul Thomas Bowen
Attorney Docket Number:	PTB-4398-1328
Receipt Date:	12-DEC-2014
Filing Date:	15-MAR-2013
Time Stamp:	14:48:13
Application Type:	Utility under 35 USC 111(a)

Payment information:

Submitted with Payment	yes
Payment Type	Credit Card
Payment was successfully received in RAM	\$960
RAM confirmation Number	892
Deposit Account	
Authorized User	
The Director of the USPTO is hereby authorized to charge indicated fees and credit any overpayment as follows:	

File Listing:					
Document Number	Document Description	File Name	File Size(Bytes)/ Message Digest	Multi Part /.zip	Pages (if appl.)
1	Issue Fee Payment (PTO-85B)	4398_1328_IFTRANS.pdf	110648 42757ec03c79957f4ab5e6f61c98c000189e51d11	no	1
Warnings:					
Information:					
2	Post Allowance Communication - Incoming	4398_1328_FAIF.pdf	83614 537d6d0e96ba09e5d179e2c78cdfa3e18de142vll	no	1
Warnings:					
Information:					
3	Fee Worksheet (SB06)	fee-info.pdf	30852 db07d25a1d200d0c96bbcd06316c0b4face86a2e	no	2
Warnings:					
Information:					
Total Files Size (in bytes):			225114		
<p>This Acknowledgement Receipt evidences receipt on the noted date by the USPTO of the indicated documents, characterized by the applicant, and including page counts, where applicable. It serves as evidence of receipt similar to a Post Card, as described in MPEP 503.</p> <p><u>New Applications Under 35 U.S.C. 111</u> If a new application is being filed and the application includes the necessary components for a filing date (see 37 CFR 1.53(b)-(d) and MPEP 506), a Filing Receipt (37 CFR 1.54) will be issued in due course and the date shown on this Acknowledgement Receipt will establish the filing date of the application.</p> <p><u>National Stage of an International Application under 35 U.S.C. 371</u> If a timely submission to enter the national stage of an international application is compliant with the conditions of 35 U.S.C. 371 and other applicable requirements a Form PCT/DO/EO/903 indicating acceptance of the application as a national stage submission under 35 U.S.C. 371 will be issued in addition to the Filing Receipt, in due course.</p> <p><u>New International Application Filed with the USPTO as a Receiving Office</u> If a new international application is being filed and the international application includes the necessary components for an international filing date (see PCT Article 11 and MPEP 1810), a Notification of the International Application Number and of the International Filing Date (Form PCT/RO/105) will be issued in due course, subject to prescriptions concerning national security, and the date shown on this Acknowledgement Receipt will establish the international filing date of the application.</p>					

1. The present application is being examined under the pre-AIA first to invent provisions.

EXAMINER'S AMENDMENT

2. An examiner's amendment to the record appears below. Should the changes and/or additions be unacceptable to applicant, an amendment may be filed as provided by 37 CFR 1.312. To ensure consideration of such an amendment, it **MUST** be submitted no later than the payment of the issue fee.

Authorization for this examiner's amendment was given in a telephone interview with Steven Jinks on 8/19/14.

The application has been amended as follows:

Change(s) applied
to document,
/V.D.W./
10/15/2014

Claim 55, lines ⁹⁻¹⁰~~10-11~~: "and" between "headgear assembly" and "and annular connection" is deleted; after "of an inlet conduit" – , and an opening located between the annular connection and the upper support member, the opening providing access to the first frame – is added.

Claim 64 is cancelled.

Claim 65, line 1: "claim 64" is changed to – claim 55 –.

Claim 66, line 1: "claim 64" is changed to – claim 55 –.

Sheet 20 of 34

INFORMATION DISCLOSURE
CITATION

ATTY. DOCKET NO.

SERIAL NO.

4398-1328

13/834,189

APPLICANT

D'SOUZA et al.

(Use several sheets if necessary)

FILING DATE

TC/A.U.

March 15, 2013

3763

U.S. PATENT DOCUMENTS

*EXAMINER INITIAL	DOCUMENT NUMBER	DATE	NAME	CLASS	SUBCLASS	FILING DATE IF APPROPRIATE
	US 2008/0110469	05/2008	WEINBERG			
	US 2008/0178875	07/2008	HENRY			
	US 2008/0178886	07/2008	LIEBERMAN et al.			
	US 2008/0200880	08/2008	KYVIK et al.			
	US 2008/0257354	10/2008	DAVIDSON et al.			
	US 2008/0302365	12/2008	COHEN et al.			
	US 2008/0314389	12/2008	THOMAS et al.			
	US 2009/0044808	02/2009	GUNEY et al.			
	US 2009/0050156	02/2009	NG et al.			
	US 2009/0126739	05/2009	NG et al.			
	US 2009/0139526	06/2009	MELIDIS et al.			
	US 2009/0139527	06/2009	NG et al.			
	US 2009/0173343	07/2009	OMURA et al.			
	US 2009/0217929	09/2009	KWOK et al.			
	US 2009/0223518	09/2009	KWOK et al.			
	US 2009/0223521	09/2009	HOWARD et al.			
	US 2010/0000534	01/2010	KOOIJ et al.			
	US 2010/0000543	01/2010	BERTHON-JONES et al.			
	US 2010/0018534	01/2010	VELISS et al.			
	US 2010/0089401	04/2010	LANG et al.			
	US 2010/0132717	06/2010	DAVIDSON et al.			
	US 2010/0192955	08/2010	BIENER et al.			
	US 2010/0282265	11/2010	MELIDIS et al.			
	US 2010/0300447	12/2010	BIENER et al.			
	US 2011/0030692	02/2011	JONES et al.			
	US 2011/0056497	03/2011	SCHEINER et al.			
	US 2011/0220110	09/2011	FRATER et al.			
	US 2011/0220114	09/2011	LITHGOW et al.			
	US 2011/0226254	09/2011	LANG et al.			
	US 2011/0259337	10/2011	HITCHCOCK et al.			
	US 2012/0138063	06/2012	EVES et al.			
	US 2012/0174928	07/2012	RAJE et al.			
	US 2012/0266886	10/2012	DAVIDSON et al.			
Change(s) applied	US 2013/0037033	04/2013	HITCHCOCK et al.	February	14, 2013	
to document,	US 2013/0081628	04/2013	DAVIDSON et al.			
/MA/	US 2013/0081629	04/2013	DAVIDSON et al.			
11/13/2014	US 2013/0081630	04/2013	DAVIDSON et al.			
	US 2013/0081631	04/2013	DAVIDSON et al.			

*Examiner

Date Considered

Examiner: Initial if reference considered, whether or not citation is in conformance with MPEP 609; draw line through citation if not in conformance and not considered. Include a copy of this form with next communication to applicant.

ALL REFERENCES CONSIDERED EXCEPT WHERE LINED THROUGH. /LB/

Form PTO/SB-0820 (Also PTO/SB/08A)

Sheet 14 of 34

INFORMATION DISCLOSURE
CITATION

ATTY. DOCKET NO.

SERIAL NO.

4398-1328

13/834,189

APPLICANT

D'SOUZA et al.

(Use several sheets if necessary)

FILING DATE

TC/A.U.

March 15, 2013

3763

U.S. PATENT DOCUMENTS

*EXAMINER INITIAL	DOCUMENT NUMBER	DATE	NAME	CLASS	SUBCLASS	FILING DATE IF APPROPRIATE
	6,532,961	03/2003	KWOK et al.			
	6,536,435	03/2003	PECTEAU et al.			
	6,557,556	05/2003	KWOK et al.			
	6,561,188	05/2003	ELLIS			
	6,561,190	05/2003	KWOK			
	6,561,191	05/2003	KWOK			
	6,561,192	05/2003	PALMER			
	6,561,193	05/2003	NOBLE			
	6,571,798	06/2003	THORNTON			
	6,579,267	06/2003	LYNCH et al.			
	6,581,601	06/2003	ZIAEE			
	6,581,602	07/2003	KWOK et al. June 24, 2003			
	6,584,975	07/2003	TAYLOR			
	6,595,214	07/2003	HECKER et al.			
	6,595,215	07/2003	WOOD			
	6,607,516	08/2003	CINELLI et al.			
	6,615,830	09/2003	SEROWSKI et al.			
	6,615,832	09/2003	CHEN			
	6,626,177	09/2003	ZIAEE			
	6,627,289	09/2003	DILNIK et al.			
	6,634,358	10/2003	KWOK et al.			
	6,637,434	10/2003	NOBLE			
	6,644,315	11/2003	ZIAEE			
	6,651,663	11/2003	BARNETT et al.			
	6,655,385	12/2003	CURTI et al.			
	6,663,600	12/2003	BIERMAN et al.			
	6,669,712	12/2003	CARDOSO			
	6,679,257	01/2004	ROBERTSON et al.			
	6,679,261	01/2004	LITHGOW			
	6,679,265	01/2004	STRICKLAND et al.			
	6,691,707	02/2004	GUNARATNAM et al.			
	6,691,708	02/2004	KWOK et al.			
	6,701,535	03/2004	DOBBIE et al.			
	6,701,926	03/2004	OLSEN et al.			
	6,701,927	03/2004	KWOK et al.			
	6,710,099	03/2004	CINELLI et al.			
	6,712,072	03/2004	LANG (corres. to WO 99/43375)			
	6,729,333	05/2004	BARNETT et al.			

Change(s) applied
to document,
M.A.
11/13/2014

*Examiner

Date Considered

Examiner: Initial if reference considered, whether or not citation is in conformance with MPEP 609; draw line through citation if not in conformance and not considered. Include a copy of this form with next communication to applicant.

ALL REFERENCES CONSIDERED EXCEPT WHERE LINED THROUGH. /LB/

Form PTO/SB-0820 (Also PTO/SB/08A)

Sheet 10 of 34

INFORMATION DISCLOSURE
CITATION

ATTY. DOCKET NO.

SERIAL NO.

4398-1328

13/834,189

APPLICANT

D'SOUZA et al.

(Use several sheets if necessary)

FILING DATE

TC/A.U.

March 15, 2013

3763

U.S. PATENT DOCUMENTS

*EXAMINER INITIAL	DOCUMENT NUMBER	DATE	NAME	CLASS	SUBCLASS	FILING DATE IF APPROPRIATE
	5,511,541	04/1996	DEARSTINE			
	5,513,634	05/1996	JACKSON			
	5,513,635	05/1996	BEDI			
	5,517,986	05/1996	STARR et al.			
	5,522,382	06/1996	SULLIVAN et al.			
	5,526,806	06/1996	SANSONI			
	5,533,506	07/1996	WOOD			
	5,538,000	07/1996	RUDOLPH			
	5,538,001	07/1996	BRIDGES			
	5,540,223	07/1996	STARR et al.			
	5,542,128	08/1996	LOMAS			
	5,546,936	08/1996	VIRAG et al.			
	5,558,090	09/1996	JAMES			
	5,560,354	10/1996	BERTHON-JONES et al.			
	5,568,946	10/1996	JACKOWSKI			
	5,570,682	11/1996	JOHNSON			
	5,570,684	11/1996	BEHR			
	5,570,689	11/1996	STARR et al.			
	5,575,278	11/1996	BONHOMME et al.			
	5,592,937	01/1997	FREUND			
	5,592,938	01/1997	SCARBERRY et al.			
	5,608,647	03/1997	RUBSAMEN et al.			
	5,617,849	04/1997	SPRINGETT et al.			
	5,623,923	04/1997	BERTHEAU et al.			
	5,642,726	07/1997	OWENS et al.			
	5,642,730	07/1997	BARAN			
	5,645,054	07/1997	COTNER et al.			
	5,647,355	07/1997	STARR et al.			
	5,647,356	07/1997	BARNETT et al. 5,647,357			
	5,647,357	07/1997	BARNETT et al.			
	5,649,532	07/1997	GRIFFITHS			
	5,649,533	07/1997	OREN			
	5,653,228	08/1997	BYRD			
	5,655,520	08/1997	HOWE et al.			
	5,655,527	08/1997	SCARBERRY et al.			
	5,657,493	08/1997	FERRERO et al.			
	5,657,752	08/1997	LANDIS et al.			
	5,660,171	08/1997	KIMM et al.			

Change(s) applied
to document,

M.A.

11/13/2014

*Examiner

Date Considered

Examiner: Initial if reference considered, whether or not citation is in conformance with MPEP 609; draw line through citation if not in conformance and not considered. Include a copy of this form with next communication to applicant.

Form PTO/SB-0820 (Also PTO/SB/08A)

ALL REFERENCES CONSIDERED EXCEPT WHERE LINED THROUGH. /LB/

Sheet 8 of 34

INFORMATION DISCLOSURE
CITATION

ATTY. DOCKET NO.

SERIAL NO.

4398-1328

13/834,189

APPLICANT

D'SOUZA et al.

(Use several sheets if necessary)

FILING DATE

TC/A.U.

March 15, 2013

3763

U.S. PATENT DOCUMENTS

EXAMINER INITIAL	DOCUMENT NUMBER	DATE	NAME	CLASS	SUBCLASS	FILING DATE IF APPROPRIATE
	5,188,101	02/1993	TUMOLO			
	5,199,424	04/1993	SULLIVAN et al.			
	5,207,665	05/1993	DAVIS et al.			
	5,220,699	06/1993	FARRIS			
	5,222,478	06/1993	SCARBERRY et al.			
	5,231,983	08/1993	MATSON et al.			
	5,233,978	08/1993	CALLAWAY			
	5,243,709	09/1993	SHEEHAN et al.			
	5,243,971	09/1993	SULLIVAN et al.			
	5,245,995	09/1993	SULLIVAN et al.			
	5,261,893	11/1993	ZAMIEROWSKI			
	5,263,939	11/1993	WORTRICH			
	5,265,592	11/1993	BEAUSSANT			
	5,265,595	11/1993	RUDOLPH			
	5,267,557	12/1993	HER-MOU			
	5,269,296	12/1993	LANDIS			
	5,271,391	12/1993	GRAVES			
	5,279,289	01/1994	KIRK			
	5,280,784	01/1994	KOHLER			
	5,291,880	03/1994	ALMOVIST et al.			
	5,299,448	04/1994	MARYYANEK			
	5,299,579	04/1994	GEDEON et al.			
	5,299,599	04/1994	FARMER et al.			
	5,301,689	04/1994	WENNERHOLM			
	5,304,146	04/1994	JOHNSON et al.			
	5,311,862	05/1994	BLASDELL et al.			
	5,322,057	06/1994	RAABE et al.			
	5,322,059	06/1994	WALTHER			
	5,331,691	07/1994	RUNCKEL			
	5,334,646	08/1994	CHEN			
	5,335,656	08/1994	BOWE et al.			
	5,343,878	09/1994	SCARBERRY et al.			
	5,349,949	09/1994	SCHEGERIN			
	5,353,789	10/1994	SCHLOBOHM			
	5,355,878	10/1994	GRIFFITHS et al.			
	5,355,893	10/1994	MICK et al.			
	5,357,945	05/2002	MESSINA			October 23, 1994
	5,357,951	10/1994	RATNER			

Change(s) applied
to document,M.A.
*Examiner
11/13/2014

Date Considered

Examiner: Initial if reference considered, whether or not citation is in conformance with MPEP 609; draw line through citation if not in conformance and not considered. Include a copy of this form with next communication to applicant.

ALL REFERENCES CONSIDERED EXCEPT WHERE LINED THROUGH. /LB/

Form PTO/SB-0820 (Also PTO/SB/08A)

Sheet 4 of 34

INFORMATION DISCLOSURE
CITATION

ATTY. DOCKET NO.

SERIAL NO.

4398-1328

13/834,189

APPLICANT

D'SOUZA et al.

(Use several sheets if necessary)

FILING DATE

TC/A.U.

March 15, 2013

3763

U.S. PATENT DOCUMENTS

*EXAMINER INITIAL	DOCUMENT NUMBER	DATE	NAME	CLASS	SUBCLASS	FILING DATE IF APPROPRIATE
	4,263,908	04/1981	MIZERAK			
	4,264,743	04/1981	MARUYAMA et al.			
	4,265,239	05/1981	FISCHER, JR. et al.			
	4,266,540	05/1981	PANZIK et al.			
	4,267,845	05/1981	ROBERTSON, JR. et al.			
	4,273,124	06/1981	ZIMMERMAN			
	4,304,229	12/1981	CURTIN			
	4,312,359	01/1982	OLSON			
	4,328,797	05/1982	ROLLINS et al.			
	4,337,767	07/1982	YAHATA			
	4,347,205	08/1982	STEWART			
	4,354,488	10/1982	BARTOS			
	4,367,735	01/1983	DALI			
	4,367,816	01/1983	WILKES			
	4,369,284	01/1983	CHEN			
	4,402,316	09/1983	GADBERRY			
	4,406,283	09/1983	BIR			
	4,412,537	11/1983	TIGER			
	4,414,973	11/1983	MATHESON et al.			
	4,417,575	11/1983	HILTON et al.			
	4,422,456	12/1983	TEIP			
	4,446,576	05/1984	HISATAKA			
	4,449,526	05/1984	ELAM			
	4,454,880	06/1984	MUTO et al.			
	4,454,881	06/1984	HUBER et al.			
	4,455,675	06/1984	BOSE et al.			
	4,458,679	07/1984	WARD			
	4,467,799	08/1984	STEINBERG			
	4,493,614	01/1985	CHU et al.			
	4,522,639	06/1985	ANSITE et al.			
	4,548,200	10/1985	WAPNER			
Change(s) applied	4,549,542	11/1985	Chien CHEN	October	29, 1985	
to document,	4,558,710	12/1985	EICHLER			
/M.A./	4,572,323	02/1986	RANDALL			
11/13/2014	4,579,113	04/1986	McREADIE et al.			
	4,587,967	05/1986	CHU et al.			
	4,593,688	06/1986	PAYTON			
	4,601,465	07/1986	ROY			

*Examiner

Date Considered

Examiner: Initial if reference considered, whether or not citation is in conformance with MPEP 609; draw line through citation if not in conformance and not considered. Include a copy of this form with next communication to applicant.

ALL REFERENCES CONSIDERED EXCEPT WHERE LINED THROUGH. /LB/

Form PTO/SB-0820 (Also PTO/SB/08A)

Sheet 3 of 34

INFORMATION DISCLOSURE
CITATION

ATTY. DOCKET NO.

SERIAL NO.

4398-1328

13/834,189

APPLICANT

D'SOUZA et al.

(Use several sheets if necessary)

FILING DATE

TC/A.U.

March 15, 2013

3763

U.S. PATENT DOCUMENTS

*EXAMINER INITIAL	DOCUMENT NUMBER	DATE	NAME	CLASS	SUBCLASS	FILING DATE IF APPROPRIATE
	3,545,436	12/1970	HOLLOWAY			
	3,556,122	01/1971	LAERDAL			
	3,580,051	05/1971	BLEVINS			
Change(s) applied	3,670,726	03/1972	MAHON et al.	June 20, 1972		
to document,	3,682,171	08/1972	DALI et al.			
M.A.	3,700,000	10/1972	HESSE, Deceased et al.			
11/13/2014	3,720,235	03/1973	SCHROCK			
	3,725,953	04/1973	JOHNSON et al.			
	3,739,774	06/1973	GREGORY			
	3,750,333	08/1973	VANCE			
	3,752,157	08/1973	MALMIN			
	3,754,552	08/1973	KING			
	3,796,216	03/1974	SCHWARZ			
	3,799,164	03/1974	ROLLINS			
	3,830,230	08/1974	CHESTER			
	3,861,385	01/1975	CARDEN			
	3,902,486	09/1975	GUICHARD			
	3,905,361	09/1975	HEWSON et al.			
	3,910,261	10/1975	RAGSDALE et al.			
	3,938,614	02/1976	AHS			
	3,972,321	08/1976	PROCTOR			
	3,978,854	09/1976	MILLS, JR.			
	4,006,744	02/1977	STEER			
	4,062,357	12/1977	LAERDAL			
	4,069,516	01/1978	WATKINS, JR.			
	4,077,404	03/1978	ELAM			
	4,120,302	10/1978	ZIEGLER			
	4,142,527	03/1979	GARCIA			
	4,153,051	05/1979	SHIPPERT			
	4,156,426	05/1979	GOLD			
	4,167,185	09/1979	LEWIS			
	4,201,205	05/1980	BARTHOLOMEW			
	4,226,234	10/1980	GUNDERSON			
	4,231,363	11/1980	GRIMES			
	4,233,972	11/1980	HAUFF et al.			
	4,239,038	12/1980	HOLMES			
	4,245,632	01/1981	HOUSTON			
	4,248,218	02/1981	FISCHER			

*Examiner

Date Considered

Examiner: Initial if reference considered, whether or not citation is in conformance with MPEP 609; draw line through citation if not in conformance and not considered. Include a copy of this form with next communication to applicant.

ALL REFERENCES CONSIDERED EXCEPT WHERE LINED THROUGH. /LB/

Form PTO/SB-0820 (Use PTO/SB/08a)

INFORMATION DISCLOSURE CITATION	ATTY. DOCKET NO.	SERIAL NO.
	PTB-4398-1328	13/unassigned Continuation of 11/989,137
(Use several sheets if necessary)	APPLICANT	
	D'SOUZA et al.	
	FILING DATE	GROUP
	Herewith	TBA

U.S. PATENT DOCUMENTS

Change(s) applied
to document,
/M.A/
11/13/2014

*EXAMINER INITIAL	DOCUMENT NUMBER	DATE	NAME	CLASS	SUBCLASS	FILING DATE IF APPROPRIATE
	7,000,614 B2	02/2006	LANG et al.			
	6,631,718 B1	10/2003	LOVELL			
	6,039,044	03/2000	SULLIVAN			
	5,921,239	07/1999	MCCALL et al.			
	2006/0260614	07/2006	BIENER et al.	November 23, 2006		
	2009/0139527	01/2009	NG et al.	June 4, 2009		
	2009/0126739	10/2006	NG	May 21, 2009		
	8,096,301 B2	01/2012	SMITH et al.			
	7,861,715 B2	01/2011	JONES et al.			
	6,412,487 B1	07/2002	GUNARATNAM et al.			
	2010/0108072 A1	05/2010	D'SOUZA et al.			

FOREIGN PATENT DOCUMENTS

DOCUMENT	DATE	COUNTRY	CLASS	SUBCLASS	TRANSLATION YES NO
EP 1 057 494 A2	12/2000	Europe			
WO 02/11804 A2	02/2002	WIPO			
EP 1 027 905 A2	08/2000	Europe			
WO 97/00092 A1	01/1997	WIPO			
WO 00/69521 A1	11/2000	WIPO			

OTHER DOCUMENTS (including Author, Title, Date, Pertinent pages, etc.)

*Examiner	/Laura Bouchelle/	Date Considered	02/21/2014
Examiner: Initial if reference considered, whether or not citation is in conformance with MPEP 609, draw line through citation if not in conformance and not considered. Include a copy of this form with next communication to applicant.			

ALL REFERENCES CONSIDERED EXCEPT WHERE LINED THROUGH. /LB/

Sheet 5 of 34

INFORMATION DISCLOSURE
CITATION

ATTY. DOCKET NO.

SERIAL NO.

4398-1328

13/834,189

APPLICANT

D'SOUZA et al.

(Use several sheets if necessary)

FILING DATE

TC/A.U.

March 15, 2013

3763

U.S. PATENT DOCUMENTS

*EXAMINER INITIAL	DOCUMENT NUMBER	DATE	NAME	CLASS	SUBCLASS	FILING DATE IF APPROPRIATE
	4,616,647	10/1986	McCREADIE			
Change(s) applied	4,617,637	11/1986	CHU et al.	October 14, 1986		
to document,	4,622,964	11/1986	FLYNN			
/MA/	4,630,604	12/1986	MONTESI			
11/17/2014	4,641,645	02/1987	TAYEBI			
	4,641,647	02/1987	BEHAN			
	4,655,213	04/1987	RAPOPORT et al.			
	4,657,010	04/1987	WRIGHT			
	4,660,555	04/1987	PAYTON			
	4,665,570	05/1987	DAVIS			
	4,671,267	06/1987	STOUT			
	4,671,271	06/1987	BISHOP et al.			
	4,674,134	06/1987	LUNDIN			
	4,676,241	06/1987	WEBB et al.			
	4,677,975	07/1987	EDGAR et al.			
	4,677,977	07/1987	WILCOX			
	4,686,977	08/1987	COSMA			
	4,699,139	10/1987	MARSHALL et al.			
	4,706,664	11/1987	SNOOK et al.			
	4,707,863	11/1987	McNEAL			
	4,711,636	12/1987	BIERMAN			
	4,713,844	12/1987	WESTGATE			
	4,739,755	04/1988	WHITE et al.			
	4,753,233	06/1988	GRIMES			
	4,767,411	08/1988	EDMUNDS			
	4,770,169	09/1988	SCHMOEGNER et al.			
	4,772,760	09/1988	GRAHAM			
	4,774,941	10/1988	COOK			
Change(s) applied	4,774,946	11/1988	ACKERMAN et al.	October 4, 1988		
to document,	4,782,832	11/1988	TRIMBLE et al.			
/MA/	4,790,829	12/1988	BOWDEN et al.			
11/13/2014	4,799,477	01/1989	LEWIS			
	4,802,857	02/1989	LAUGHLIN			
	4,803,981	02/1989	VICKERY			
	4,807,617	02/1989	NESTI			
	4,809,692	03/1989	NOWACKI et al.			
	4,811,730	03/1989	MILANO			
	4,819,629	04/1989	JONSON			

*Examiner

Date Considered

Examiner: Initial if reference considered, whether or not citation is in conformance with MPEP 609; draw line through citation if not in conformance and not considered. Include a copy of this form with next communication to applicant.

ALL REFERENCES CONSIDERED EXCEPT WHERE LINED THROUGH. /LB/

Form PTO/EP-6520 (Also PTO/SB/08A)



UNITED STATES PATENT AND TRADEMARK OFFICE

UNITED STATES DEPARTMENT OF COMMERCE
United States Patent and Trademark Office
Address: COMMISSIONER FOR PATENTS
P.O. Box 1450
Alexandria, Virginia 22313-1450
www.uspto.gov

APPLICATION NO.	ISSUE DATE	PATENT NO.	ATTORNEY DOCKET NO.	CONFIRMATION NO.
13/834,189	02/03/2015	8944061	PI13-4398-1328	7067

23117 7590 01/14/2015
NIXON & VANDERHYE, PC
901 NORTH GLEBE ROAD, 11TH FLOOR
ARLINGTON, VA 22203

ISSUE NOTIFICATION

The projected patent number and issue date are specified above.

Determination of Patent Term Adjustment under 35 U.S.C. 154 (b) (application filed on or after May 29, 2000)

The Patent Term Adjustment is 0 day(s). Any patent to issue from the above-identified application will include an indication of the adjustment on the front page.

If a Continued Prosecution Application (CPA) was filed in the above-identified application, the filing date that determines Patent Term Adjustment is the filing date of the most recent CPA.

Applicant will be able to obtain more detailed information by accessing the Patent Application Information Retrieval (PAIR) WEB site (<http://pair.uspto.gov>).

Any questions regarding the Patent Term Extension or Adjustment determination should be directed to the Office of Patent Legal Administration at (571)-272-7702. Questions relating to issue and publication fee payments should be directed to the Application Assistance Unit (AAU) of the Office of Data Management (ODM) at (571)-272-4200.

APPLICANT(s) (Please see PAIR WEB site <http://pair.uspto.gov> for additional applicants):

Errol Savio Alex D'SOUZA, Hornsby Heights, AUSTRALIA;
Aaron Samuel Davidson, Mona Vale, AUSTRALIA;
Matthew Lives, Manly Vale, AUSTRALIA;
Robin Garth Hitchcock, Normanhurst, AUSTRALIA;
RESMED LIMITED, Bella Vista, AUSTRALIA

The United States represents the largest, most dynamic marketplace in the world and is an unparalleled location for business investment, innovation, and commercialization of new technologies. The USA offers tremendous resources and advantages for those who invest and manufacture goods here. Through SelectUSA, our nation works to encourage and facilitate business investment. To learn more about why the USA is the best country in the world to develop technology, manufacture products, and grow your business, visit SelectUSA.gov.