



US007507848B2

(12) **United States Patent**
Gordon et al.(10) **Patent No.:** **US 7,507,848 B2**
(45) **Date of Patent:** **Mar. 24, 2009**(54) **VAPOR DEPOSITION OF METAL OXIDES,
SILICATES AND PHOSPHATES, AND
SILICON DIOXIDE**(75) Inventors: **Roy G. Gordon**, Cambridge, MA (US);
Jill S. Becker, Cambridge, MA (US);
Dennis Hausmann, Los Gatos, CA
(US); **Seigi Suh**, Cary, NC (US)(73) Assignee: **President and Fellows of Harvard
College**, Cambridge, MA (US)(*) Notice: Subject to any disclaimer, the term of this
patent is extended or adjusted under 35
U.S.C. 154(b) by 384 days.(21) Appl. No.: **11/199,032**(22) Filed: **Aug. 8, 2005**(65) **Prior Publication Data**

US 2005/0277780 A1 Dec. 15, 2005

Related U.S. Application Data(63) Continuation of application No. 10/381,628, filed as
application No. PCT/US01/30507 on Sep. 28, 2001,
now Pat. No. 6,969,539.(60) Provisional application No. 60/253,917, filed on Nov.
29, 2000, provisional application No. 60/236,283,
filed on Sep. 28, 2000.(51) **Int. Cl.****C07F 7/00** (2006.01)**C07F 11/00** (2006.01)**C23C 16/00** (2006.01)(52) **U.S. Cl.** **556/52**; 556/57; 427/255.394(58) **Field of Classification Search** 556/52,
556/57; 427/255.394

See application file for complete search history.

(56) **References Cited****U.S. PATENT DOCUMENTS**

4,386,117	A	5/1983	Gordon
4,474,642	A	10/1984	Nakane et al.
4,723,978	A	2/1988	Clodgo et al.
4,792,463	A	12/1988	Okada et al.
5,064,686	A	11/1991	McGeary
5,389,401	A	2/1995	Gordon
5,403,630	A	4/1995	Matsui et al.
5,710,075	A	1/1998	Tseng
5,922,787	A	7/1999	Kondo et al.
6,090,442	A	7/2000	Klaus
6,335,288	B1	1/2002	Kwan et al.
6,339,004	B1	1/2002	Kim
6,342,432	B1	1/2002	Wang
6,359,160	B1 *	3/2002	Sun et al. 556/57
6,395,209	B2	5/2002	Yoshida et al.
6,534,395	B2	3/2003	Werkhoven et al.
6,867,152	B1	3/2005	Hausmann et al.
6,969,539	B2	11/2005	Gordon et al.
2002/0004281	A1	1/2002	Lee et al.
2002/0018849	A1	2/2002	George et al.
2002/0102814	A1	8/2002	Olsen

2003/0015764	A1	1/2003	Raaijmakers et al.
2004/0018694	A1	1/2004	Lee et al.
2005/0065358	A1 *	3/2005	Itsuki et al. 556/52
2006/0062910	A1 *	3/2006	Meiere 427/226
2007/0160761	A1 *	7/2007	Reuter et al. 427/255.394

FOREIGN PATENT DOCUMENTS

DE	43 16 883	A	11/1994
EP	0 560 617	A	9/1993
EP	1067595	A2	1/2001
JP	04359515		12/1992
JP	2002093803	A2	3/2002
JP	2002093804	A2	3/2002
JP	3409290		5/2003
KR	156980	A2	7/1998
WO	91/08322	A1	6/1991
WO	WO-97/38355		10/1997
WO	WO-98/15669	A	4/1998
WO	WO-99/29926	A	6/1999
WO	WO-99/29924	A	6/1999
WO	00/16377	A2	3/2000
WO	WO-01/27347		4/2001
WO	WO-01/45158	A1	6/2001
WO	WO-02/27063	A2	4/2002

OTHER PUBLICATIONSBacker et al., "Esters Mixtes De L'Acide Tetrathio Orthosilicique",
Rev. Trav. Chim., vol. 61, pp. 500-512, 1942.Bradley et al., "Metallo-organic Compounds Containing Metal-Ni-
trogen Bonds. Part VI Infrared and Nuclear Magnetic Resonance of
Dialkylamido-derivatives of Titanium, Vanadium, Zirconium
Niobium, Hafnium, Tantalum, and Thorium", *J. Chem. Soc. A.*, pp.
980-984, 1969.Coltrin, M. et al., "Chemical kinetics in chemical vapor deposition:
growth of silicon dioxide from tetraethoxysilane (TEOS)", *Thin
Solid Films, Elsevier-Sequoia S.A., Lausanne, Ch*, vol. 365, No. 2, pp.
251-263, XP004197205, ISSN: 0040-6090, Apr. 2000.Ferguson et al., "Atomic Layer Deposition of SiO₂ Films on BN
Particles using Sequential Surface Reactions", *Chem. Mater.*, vol. 12,
pp. 3472-3480, 2000.Ferguson et al., "Atomic Layer Deposition of Al₂O₃ and SiO₂ on BN
Particles using Sequential Surface Reactions", *Applied Surface Sci-
ence*, vols. 162-163, pp. 280-292, 2000.Gasser et al., "Quasi-Monolayer Deposition of Silicon Dioxide",
Thin Solid Films, vol. 250, pp. 213-218, 1994.

(Continued)

Primary Examiner—Porfirio Nazario-Gonzalez(74) *Attorney, Agent, or Firm*—Wilmer Cutler Pickering Hale
& Dorr LLP(57) **ABSTRACT**

Metal silicates or phosphates are deposited on a heated substrate by the reaction of vapors of alkoxysilanol or alkylphosphates along with reactive metal amides, alkyls or alkoxides. For example, vapors of tris(tert-butoxy)silanol react with vapors of tetrakis(ethylmethanido)hafnium to deposit hafnium silicate on surfaces heated to 300° C. The product film has a very uniform stoichiometry throughout the reactor. Similarly, vapors of diisopropylphosphate react with vapors of lithium bis(ethylmethanido)silanol to deposit lithium phosphate films on substrates heated to 250° C. Supplying the vapors in alternating pulses produces these same compositions with a very uniform distribution of thickness and excellent step coverage.

11 Claims, 3 Drawing Sheets

OTHER PUBLICATIONS

- George et al., "Atomic Layer Controlled Deposition of SiO₂ and Al₂O₃ Using ABAB . . . binary reaction sequence chemistry", *Appl. Surf. Sci.*, 82/83, pp. 460-467, 1994.
- Kington et al., "Alternative dielectrics to silicon dioxide for memory and logic devices", *Nature*, vol. 406, pp. 1032-1038, 2000.
- Klaus et al., "Atomic Layer Deposition of SiO₂ at Room Temperature using NH₃-catalyzed Sequential Surface Reactions", *Surf. Sci.*, vol. 447, pp. 81-90, 2000.
- Klaus et al., "Atomic Layer Deposition of SiO₂ using Catalyzed and Uncatalyzed Self-Limiting Surface Reactions", *Surface Review and Letters*, vol. 6, No. 3, pp. 435-448, 1999.
- Hausmann et al., "Rapid Vapor Deposition of Highly Conformal Silica Nanolaminates", *Science*, vol. 298, pp. 402-406, 2002.
- Ikeda, Y. et al., "Ozone/Organic-Source APCVD for ULSI Reflow Glass Films: NEC Research and Development, Nippon Electric, Ltd., No. 94, pp. 1-7, XP000067542, ISSN: 0547-051X, Jul. 1, 1989.
- Lee et al., "Mass Production Worthy HfO₂-Al₂O₃ Laminate Capacitor Technology using Hf Liquid Precursor for Sub-100nm DRAMS", *Presented at IEEE IEDM (International Electronic Devices Meeting)*, San Francisco, CA, Dec. 9-11, 2002.
- McIvor et al., "Preparation and Toxicity of Some Alkyl Thiopyrophosphates", *Canadian J. Chemistry*, vol. 34, pp. 1825-1827, 1956.
- Morishita et al., "New Substances for Atomic-Layer Deposition of Silicon Dioxide", *J. Non-Crystalline Solids*, vol. 187, pp. 66-69, 1995.
- Nugent et al., "Some Bis(tert-butylimido) Complexes of the Group 6 Transition Metals and a Related Alkylamido Derivative", *Inorg. Chem.*, vol. 19, pp. 777-779, 1980.
- Okamoto et al., "Convenient Synthetic Route to Mono-Or Dialkyl Phosphate from Inorganic Phosphorus Acids", *Phosphorus, Sulfur and Silicon*, vol. 55, pp. 195-200, 1991.
- Park et al., "Mass-Productive Ultra-Low Temperature ALD SiO₂ Process Promising for Sub 90nm Memory and Logic Devices", *Presented at IEEE IEDM (International Electronic Devices Meeting)*, San Francisco, CA, Dec. 9-11, 2002.
- Patent Abstracts of Japan, vol. 17, No. 227 (E-1360), May 10, 1993.
- Ritala, "Advanced ALE processes of amorphous and polycrystalline films", *Applied Surface Science*, vol. 112, pp. 223-230, 1997.
- Ritala et al., "Atomic Layer Deposition of Oxide Thin Films with Metal Alkoxides as Oxygen Sources", *Science*, vol. 288, pp. 319-321, 2000.
- Yamaguchi et al., "Atomic-Layer Chemical-Vapor-Deposition of Silicon Dioxide Films with an Extremely Low Hydrogen Content", *Applied Surface Science*, vols. 130-132, pp. 202-207, 1998.
- Zwierzak et al., "Organophosphorus Esters—I-Butyl As Protecting Group in Phosphorylation via Nucleophilic Displacement", *Tetrahedron*, vol. 27, pp. 3163-3170, 1971.
- Fix, R. et al., "Chemical Vapor Deposition of Titanium, Zirconium, and Hafnium Nitride Thin Films," *Chemistry of Materials* 3 Nov./Dec., 1991, No. 6, Washington, DC, US, pp. 1138-1148.
- European Search Report issued for corresponding European Patent Application No. EP 06026277.
- "Table 36 DRAM Trench Capacitor Films Technology Requirements." 1 page. (2000).
- Bergstrom et al. "Molecular Descriptors Influencing Melting Point and Their Role in Classification of Solid Drugs" *J. Chem. Inf. Comput. Sci.* 2003, 43, 1177-1185.
- Chang, J.P. and Lin, Y.S. "Thermal stability of stacked high-k dielectrics on silicon" *Applied Physics Letters*, vol. 79, No. 23, Dec. 3, 2001 (3824-3826).
- Furumura, Y. Abstract for "High-K dielectrics for DRAM applications" Advanced Metalization and Interconnect Systems for ULSI Applications in 1996 (1998), 1 page.
- Hausmann et al. "Atomic Layer Deposition of Hafnium and Zirconium Oxides Using Metal Amide Precursors" *Chem. Mater.* 2002, 14, 4350-4358.
- Hughes et al. "Why are some properties more difficult to predict than others? A study of QSPR models of solubility, melting point, and Log P" *J. Chem. Inf. Model.* 2008, 48, 220-232.
- Jeon et al. "Thermal stability of ultrathin ZrO₂ films prepared by chemical vapor deposition on Si(100)" *Applied Physics Letters*, vol. 78, No. 3, Jan. 15, 2001 (368-370).
- Kang et al. Abstract for "Electrical characteristics of highly reliable ultrathin hafnium oxide gate dielectric" Materials Research Society Symposium Proceedings (2000) 1 page.
- Kang et al. Abstract for "Highly reliable thin hafnium oxide gate dielectric" IEEE Electron Device Letters (2000) 1 page.
- Lee et al. Abstract for "High-quality ultrathin CVD HfO₂ gate stack with poly-Si gate electrode" Institute of Electrical and Electronics Engineers (2008) 1 page.
- Lee et al. Abstract for "Ultrathin hafnium oxide with low leakage and excellent reliability for alternative gate dielectric application" Technical Digest: International Electron Devices Meeting (1999) 1 page.
- Leng et al. Abstract for "Rotating compensator spectroscopic ellipsometry (RCSE) and its application to high-k dielectric film HfO₂." Proceedings of SPIE (2008) 1 page.
- Min et al. "Atomic Layer Deposition of TiN Films by Alternate Supply of Tetrakis (ethylmethylamino)-Titanium and Ammonia" *J. Appl. Phys.* vol. 37 (1998) 4999-5004.
- Qi et al. Abstract for "High-K gate dielectrics" Proceedings of SPIE (2008) 1 page.
- Sun et al. "Interfacial silicon oxide formation during synthesis of ZrO₂ on Si(100)" *Applied Surface Science* 161 (2000) 115-122.

* cited by examiner

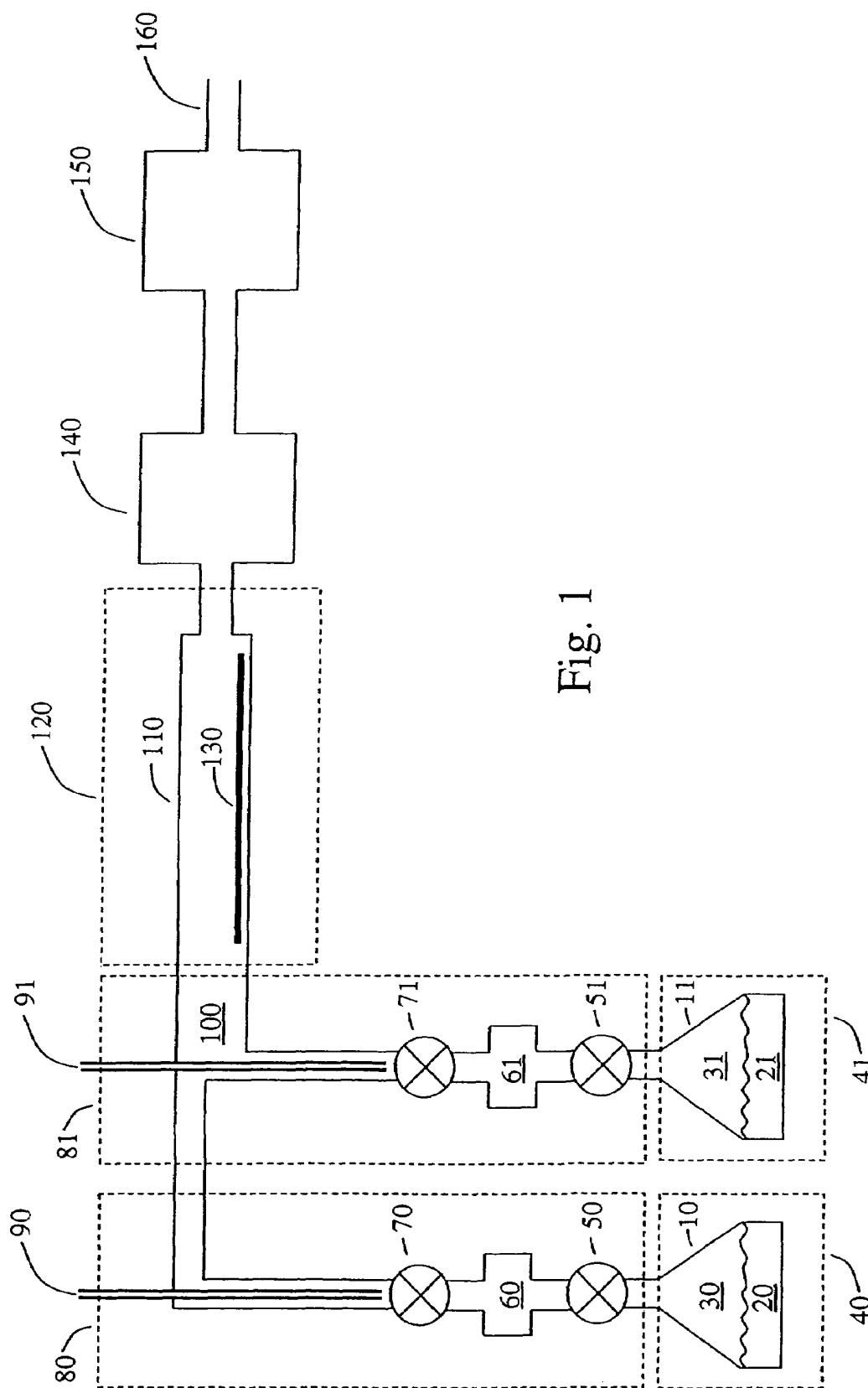


Fig. 1

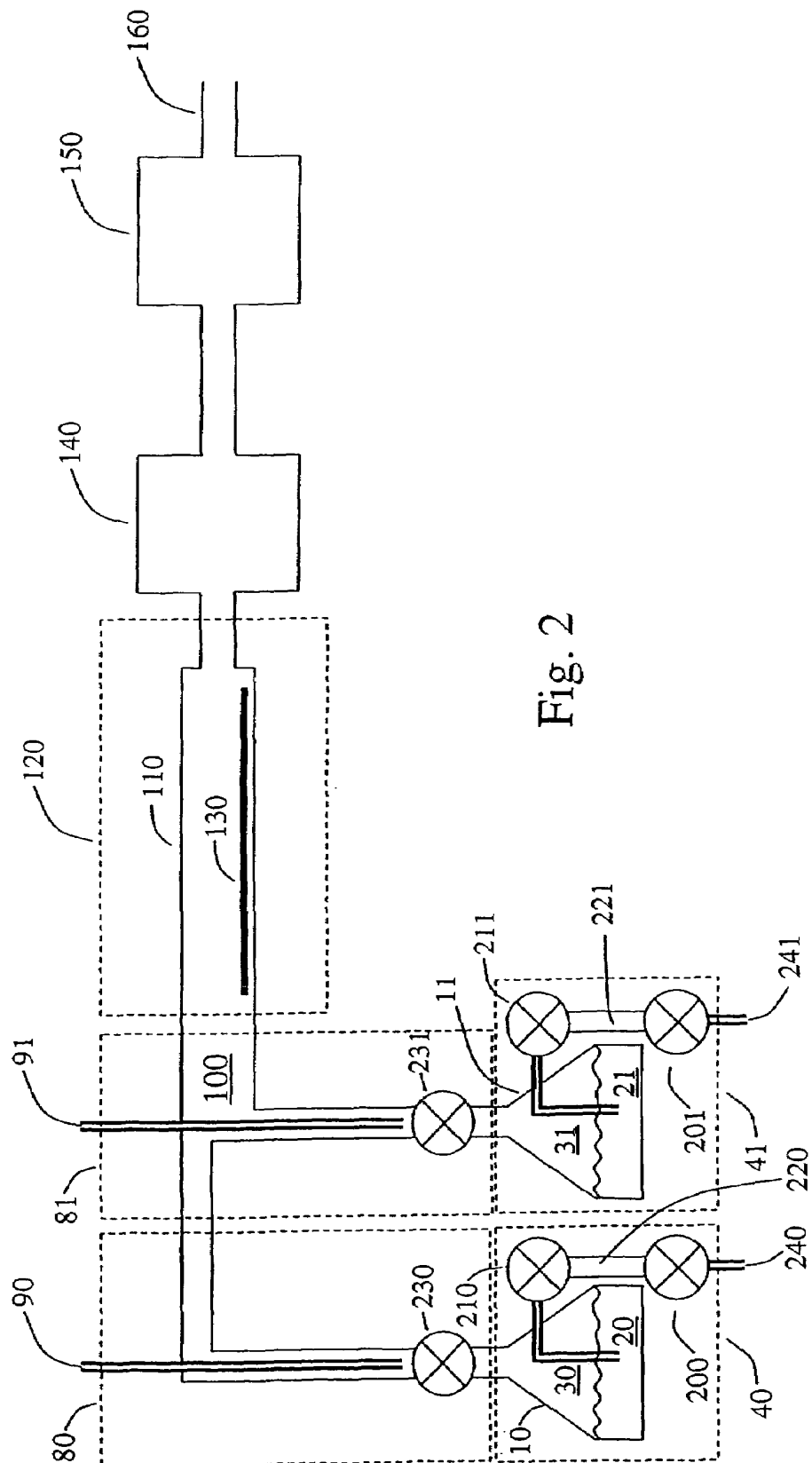



Fig. 2

Fig. 3



1

VAPOR DEPOSITION OF METAL OXIDES, SILICATES AND PHOSPHATES, AND SILICON DIOXIDE

RELATED APPLICATIONS

This application is a continuation and claims priority under 35 U.S.C. §120 to U.S. patent application Ser. No. 10/381,628, filed on Sep. 2, 2003, now U.S. Pat. No. 6,969,539, entitled "Vapor Deposition of Metal Oxides, Silicates and Phosphates, and Silicon Dioxide" which is a national stage application of PCT Application No. US01/30507, filed on Sep. 28, 2001, entitled "Vapor Deposition of Metal Oxides, Silicates and Phosphates, and Silicon Dioxide" which claims the benefit under 35 U.S.C. §119(e) of U.S. Provisional Patent Application Nos. 60/236,283, filed Sep. 28, 2000 entitled "Vapor Deposition of Metal Silicates and Phosphates" and 60/253,917, filed Nov. 29, 2000, entitled "Vapor Deposition of Metal Oxides, Silicates and Phosphates, and Silicon Dioxide."

STATEMENT AS TO FEDERALLY SPONSORED RESEARCH

This invention was made with the support of the United States government under National Science Foundation Grant No. ECS-9975504. The United States may have certain rights in the invention.

BACKGROUND OF THE INVENTION

1. Field of the Invention

This invention relates to novel reagents for use in thin film deposition processes such as chemical vapor deposition (CVD) and atomic layer deposition (ALD). These reagents can be used for deposition of materials containing silicon and/or phosphorus along with metals and/or oxygen, commonly called metal oxides, silicates or metal phosphates, or silicon dioxide.

2. Description of the Related Art

Chemical vapor deposition (CVD) is a widely-used process for forming solid materials, such as coatings or powders, from reactants in the vapor phase. Comprehensive reviews of CVD processes have been given recently in *CVD of Nonmetals*, W. S. Rees, Jr., Editor, VCH Publishers, Weinheim, Germany, 1996; *CVD of Compound Semiconductors*, A. C. Jones and P. O'Brien, VCH, 1996; and *The Chemistry of Metal CVD*, T. Kodas and M. Hampden-Smith, Editors, VCH, 1994.

In CVD processes, a reactant vapor or vapor mixture is brought into contact with a heated surface on which a thin film is deposited. In a related form of CVD, two reactant vapors are alternately exposed to the heated surface. This form of CVD is often called atomic layer deposition (ALD). For suitable reactants, ALD can provide improved step coverage and thickness uniformity compared to CVD with mixed vapors. For a review of ALD, see the paper by Mikko Ritala in *Applied Surface Science*, volume 112, pages 223-230 (1997).

Coatings of metal silicates have many applications or potential applications. For example, silicates of zirconium, hafnium, yttrium or lanthanum are being considered as potential replacements for silicon dioxide in gate insulators in silicon semiconductor technology. See, for example, A. Kington et al., *Nature*, volume 406, pages 1032-1038 (2000). In *Science*, (volume 288, pages 319 to 321 (2000)), Ritala et al. report the use of the sequential ALD reaction of metal chlorides and silicon alkoxides to produce metal silicates, including zirconium silicate. However, this reaction deposits films

2

containing residual chlorine, which can be deleterious to the properties of the film or to its adhesion to substrates or subsequent coatings. The chlorine in the precursors can also corrode metal substrates or the apparatus used for the deposition. Thus it would be advantageous to have chlorine-free precursors for CVD or ALD of metal silicates or oxides.

ALD of silicon dioxide has been achieved by Klaus et al., U. S. Pat. No. 6,090,442 (2000), but the deposition rate is very slow and the substrate temperature is limited to values near room temperature.

Lithium phosphate is a material of current interest as a lithium ion conductor in lithium batteries. Currently there is no known process for CVD or ALD of lithium phosphate.

SUMMARY OF THE INVENTION

A principal feature of the present invention includes volatile chemical precursors with reactivity adapted for CVD or ALD of metal silicates, phosphates or oxides.

An advantage of these chemical precursors is that they do not contain chlorine, and leave no chlorine residue during a process for the CVD or ALD of metal silicates, phosphates or oxides.

A related feature of the present invention is the deposition of metal silicates under conditions that produce a sharp interface between silicon substrates and the deposited metal silicate.

An advantage of the process is that it permits deposition of materials containing metal silicates or phosphates by a CVD process in which all the reactants may be mixed homogeneously before delivery to the heated surface of the substrate.

An additional advantage of the process is the vapor deposition of metal silicates or phosphates with relatively fixed ratio of metal to silicon over a range of conditions such as concentrations of reactants and position of the substrate inside the reactor.

Another advantage of the invention is its ability to make conformal coatings over substrates with narrow holes, trenches or other structures. This ability is commonly known as good step coverage.

Another feature of the present invention is the preparation of material comprising lithium phosphate.

An advantage of the invention is that the reactants are stable and relatively nonhazardous.

Another feature of the invention includes a chemical vapor deposition or atomic layer deposition process for metal oxides or mixtures of metal oxides.

A further feature of the invention includes process for atomic layer deposition of silicon dioxide.

One particular feature of the present invention includes a process for depositing oxides or silicates of zirconium, hafnium, yttrium and/or lanthanum having high dielectric constants of use as gate insulators or trench capacitors in microelectronic devices.

Another particular feature of the present invention includes a process for depositing silicon dioxide or metal silicates having useful optical properties, such as in planar waveguides and multiplexers/demultiplexers, and in optical interference filters.

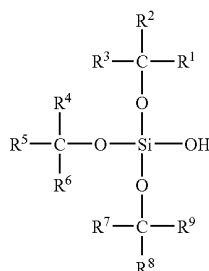
An additional feature of the present invention includes a process for depositing lithium phosphate coatings allowing rapid diffusion of lithium for use as separators in batteries or electrochromic devices.

Other features and advantages of the invention will be obvious to those skilled in the art on reading the instant invention.

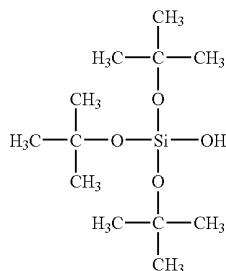
3

In one aspect of the invention vapors of alkoxy-silanol compounds, such as metal or metalloid alkylamides, alkyls or cyclopentadienyls, to form metal silicates. The reaction may be carried out in a manner to form films.

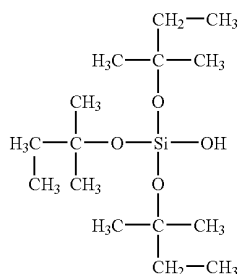
In at least some embodiments, tris(alkoxy)silanol compounds have the general formula 1, in which R" represents hydrogen, alkyl groups, fluoroalkyl groups or alkyl groups substituted with other atoms or groups, preferably selected to enhance the volatility of the compound, where R" is any one of R¹ through R⁹. The R" may be the same or different from each other.



In at least some embodiments methyl groups are selected for each of the R" in the general formula 1 given above one obtains a highly preferred compound tris(tert-butoxy)silanol 2, which may be written more compactly as (tBuO)₃SiOH.



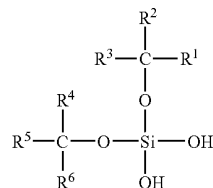
Another compound of the invention is tris(tert-pentyloxy)silanol, also known as tris(tert-amtyloxy)silanol 3, which may be written more compactly as (tAmO)₃SiOH.



In at least some embodiments of the invention Di(alkoxy)silanediois such as (tBuO)₂Si(OH)₂ can also be used, although they are less stable than tris(alkoxy)silanol compounds in at least some applications. Di(alkoxy)silanediois

4

compounds having the general formula 4 may be used according to the invention, where R" represents hydrogen, alkyl groups, fluoroalkyl groups or alkyl groups substituted by other atoms or groups, preferably selected to enhance volatility and stability, and may be the same or different for any R", and R" is any of R¹ through R⁶ may be the same or different.



In at least some embodiments, the groups R¹ for the general formula 1 or R¹—R⁶ for the general formula 4 may be selected from the group consisting of hydrogen, methyl, ethyl, n-propyl and isopropyl groups.

In the foregoing compounds, it is also understood that the alkyl groups R¹ through R⁹ for general formula 1 or R¹ through R⁶ for general formula 4 may be a hydrocarbon having some degrees of unsaturation, e.g., aryl, alkenyl or alkynyl groups.

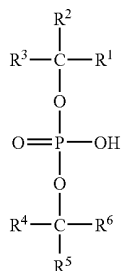
In at least some embodiments, metal compounds include those that react readily with the slightly acidic protons in silanols. These acidic protons are the ones attached directly to oxygen in the silanol. Metal compounds that generally react with these acidic protons include most metal alkyls and other organometallic compounds, metal alkylamides, and some metal alkoxides. The reactivity of any particular compound can be established readily by mixing it with an alkoxy-silanol and analyzing the mixture for products by techniques such as nuclear magnetic resonance (NMR). We have found that compounds that are known to react with water also generally react with alkoxy-silanol.

We have also discovered that the stoichiometry of the deposited metal silicates can be controlled. The silicon/metal ratio may be decreased by replacing some or all of the silanol with water or an alcohol. Conversely, the silicon/metal ratio may be increased by replacing some or all of the metal source by a suitably reactive silicon-containing compound such as a silicon amide or a silylene. By these methods the composition of the deposited material may be chosen to be any composition from pure metal oxide to pure silicon dioxide or any desired silicon/metal ratio in between. The stoichiometry may even be varied during the course of one deposition. For example, in the deposition of a gate insulator for a silicon semiconductor device, it may be desirable to begin the deposition with a silicon-rich layer close to the silicon surface in order to improve the electrical properties of the interface, followed by a metal-rich layer with higher dielectric constant.

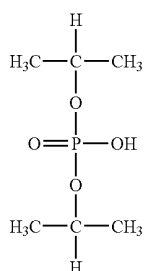
In another aspect of the invention, vapors of bis(alkyl)phosphates are reacted with the vapors of reactive metal compounds, such as metal alkylamides, metal alkyls, metal cyclopentadienides or metal alkoxides, to form metal phosphates. The reaction may be carried out in a way that forms films.

In at least some embodiments of the invention, phosphorus-containing precursors include bis(alkyl)phosphates 5 in which R", represents hydrogen, alkyl groups, fluoroalkyl groups or alkyl groups, substituted with other atoms or groups where R" may be any of R¹ through R⁶. The R" may be the same or different from each other.

5



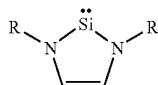
In at least one embodiment, the phosphorus precursor is diisopropylphosphate, represented by the formula 6.



It is also possible to control the stoichiometry of the metal phosphates. The phosphorus/metal ratio may be decreased by replacing some or all of the bis(alkyl)phosphate with water or an alcohol. Conversely, the phosphorus/metal ratio may be increased by replacing some or all of the metal source by a suitably reactive phosphorus source. By these methods, the composition of the deposited material may be varied from pure metal oxide to pure phosphorus oxide or any desired phosphorus/metal ratio.

In at least some embodiments, the groups R^1 - R^6 for the general formula 5 may be selected from the group consisting of hydrogen, methyl, ethyl, n-propyl or isopropyl groups. In the foregoing compounds, it is also understood that the alkyl groups R^1 through R^9 for general formula 1 or R^1 through R^6 for general formula 4 may be a hydrocarbon having some degrees of unsaturation, e.g., aryl, alkenyl or alkynyl groups.

In another aspect of the invention, a process for preparing a material comprising silicon includes exposing a substrate to one or more vapors chosen from the group consisting of alkoxysilanol, alkoxysilane diols and silylenes. In at least some embodiments, the silylene is the compound described by the formula



where R is an alkyl group, or R is tert-butyl.

In one aspect of the invention, a process for forming a material including phosphorus includes exposing a substrate to one or more vapors chosen from the group consisting of bis(alkyl)phosphates, phosphorus(III) oxide and white phosphorus.

6

In another aspect of the invention, a process is provided for preparing oxygen-containing materials including exposing a substrate to one or more vapors chosen from the group consisting of arene hydrates, such as benzene hydrate, naphthalene hydrate, or a substituted benzene hydrate or a substituted naphthalene hydrate.

In another aspect of the invention, a process for forming a metal oxide is provided including exposing a heated surface alternately to the vapor of one or more metal amides and then to the vapors of water or an alcohol.

In at least some embodiments, the alcohol is an arene hydrate, or in at least some embodiments, the metal amide or amides are chosen from Table 1.

In another aspect of the invention, a process for forming material including oxygen and one or more metals is provided by exposing a surface alternately to the vapor of one or more organometallic compounds and to the vapor of an arene hydrate.

In at least one embodiment, the organometallic compounds are chosen from Table 2.

BRIEF DESCRIPTION OF THE DRAWINGS

Various objects, features, and advantages of the present invention can be more fully appreciated with reference to the following detailed description of the invention when considered in connection with the following drawings. The drawings are presented for the purpose of illustration only are not intended to be limiting of the invention, in which:

FIG. 1 is a cross-sectional illustration of an atomic deposition layer apparatus used in the practice of at least one embodiment of the invention;

FIG. 2 is a cross-sectional illustration of an atomic deposition layer apparatus used in the practice of at least one embodiment of the invention; and

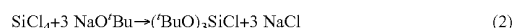
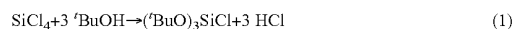
FIG. 3 is a cross-sectional scanning electron micrograph of holes in a silicon wafer uniformly coated with hafnium dioxide using one embodiment of the invention.

DETAILED DESCRIPTION OF THE INVENTION

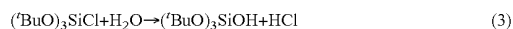
1. Metal Silicates and Silicon Dioxide.

The present invention provides a method for preparing metal silicates of varying metal and silicon content. The method involves the reaction of a vapor of an alkoxysilanol or alkoxysilane diol with a vapor of one or more metal or metalloid compounds. The compound may be formed as a powder or as a film on a substrate, and in some embodiments, on a heated substrate. The compound may be formed on a substrate by mixing the vapors of the alkoxysilanol or alkoxysilane diol and the metal or metalloid compound prior to deposition on a substrate. In at least some embodiments, a substrate is alternately exposed to an alkoxysilanol or alkoxysilane diol vapor and a vapor of one or more of a metal or metalloid compound.

Silanol and silane diol reactants are commercially available or may be prepared using conventional or known techniques. Silicon precursor, tris(tert-butoxy)silanol, is commercially available from Aldrich Chemical Company (Milwaukee, Wis.) and Gelest, Inc. (Tullytown, Pa.). Tris(tert-butoxy)silanol may be prepared as follows. First tris(tert-butoxy)chlorosilane is made by either of the following two reactions:



The tris(tert-butoxy)chlorosilane is then hydrolyzed according to the reaction



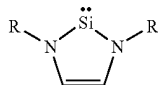
See, Backer et al., *Rec. Trav. Chim.*, volume 61, page 500 (1942). This compound is a solid at room temperature and melts at about 66° C. It sublimes at room temperature at a low pressure of about 10⁻⁴ Torr, and can be distilled at a temperature of about 104° C. at a pressure of 20 Torr. It is highly soluble in organic solvents such as mesitylene or tetradecane, so that its vapors can be formed conveniently by flash vaporization of its solution.

Other tris(tert-alkoxy)silanols may be prepared by similar reactions, by substituting other tertiary alcohols, such as tert-pentyl alcohol (also known as tert-amyl alcohol), for tert-butanol. Tris(tert-amylloxy)silanol, (^tAmO)₃SiOH, is a liquid at room temperature, so its vapors can be formed conveniently by flash vaporization of the neat liquid. It has a vapor pressure of about 2 Torr at 96° C. It is commercially available from Aldrich Chemical Company.

Silanols and silanediols may be reacted with a metal source to obtain a metal silicate. The metal source may contain one or more metals and the resultant metal silicate may contain one or more metals. In at least some embodiments, metal compounds include those that react readily with the slightly acidic protons in silanols. These acidic protons are the ones attached directly to oxygen in the silanol. Metal compounds that generally react with these acidic protons include most metal alkyls and other organometallic compounds, metal alkylamides, and some metal alkoxides. The reactivity of any particular compound can be established readily by mixing it with an alkoxy silanol and analyzing the mixture for products by techniques such as nuclear magnetic resonance (NMR). We have found that compounds that are known to react with water also generally react with alkoxy silanols.

The reaction is carried out in the vapor state and may be carried out using CVD or ALD techniques. As is discussed in greater detail below, ALD provides control over the deposition process and is suitable for use in a wide range of reaction conditions and reactant reactivity.

The silicon/metal ratio may be increased by replacing some or all of the metal precursor by a suitably reactive silicon compound. Silicon halides such as silicon tetrachloride, SiCl₄, may be used to increase the silicon content, but they may leave chloride as an impurity in the product, and their reactions may be slower than desired. Silicon amides such as tetrakis(dimethylamido)silane or tris(dimethylamido)silane avoid the halogen contamination. However, their deposition rates may also be slower than desired. Silylenes are more rapidly reactive. For example, the thermally stable silylene 7



where R is an alkyl group or, in at least some embodiments, is tert-butyl, can be used as a rapidly reacting silicon source in place of part or all of the metal source, in order to increase the silicon/metal ratio.

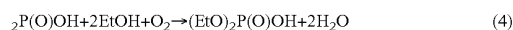
In at least some embodiments, pure silicon dioxide may be prepared. In an ALD system, a pulse of silylene is followed by a pulse of oxygen gas, in order to fully oxidize the silylene

after it has reacted with the surface. Pure silicon dioxide can be deposited rapidly by repeating the pulse sequence of silylene and oxygen

2. Metal Phosphate and Phosphorus Oxide.

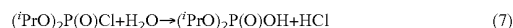
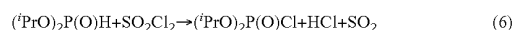
The present invention provides a method for preparing metal phosphates of varying metal and phosphorus content. The method involves the reaction of a vapor of an bis(alkyl) phosphate with a vapor of one or more metal or metalloid compounds. The compound may be formed as a powder or as a film on a substrate, and in some embodiments, on a heated substrate. The compound may be formed on a substrate by mixing the vapors of the bis(alkyl)phosphate and the metal or metalloid compound prior to deposition on a substrate. In at least some embodiments, a substrate is alternately exposed to a bis(alkyl)phosphate vapor and a vapor of one or more of a metal or metalloid compound.

Bis(alkyl) phosphate reactants are commercially available or may be prepared using conventional or known techniques. Phosphorus precursor, diethylphosphate, is commercially available from a number of chemical companies, including Fisher Scientific (Pittsburgh, Pa.) and Pfaltz and Bauer (Waterbury, Conn.). Diethylphosphate may be prepared by the air oxidation of phosphinic acid in ethanol, catalyzed by copper chloride:



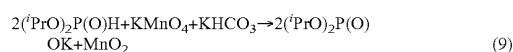
See, Y. Okamoto, T. Kusano and S. Takamuku, *Phosphorus, Sulfur and Silicon*, volume 55, pages 195-200 (1991).

An alternative reaction sequence is shown for diisopropylphosphate and may be used for other precursor compounds by appropriate substitutions for isopropanol.

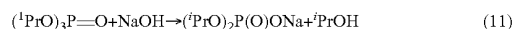


See, McIvor et al., *Canadian J. Chemistry*, volume 34, pages 1825 and 1827.

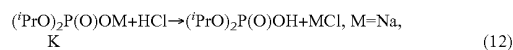
Diisopropylphosphate may also be prepared by first forming its potassium salt by the following two reactions:



See, A. Zwierak and M. Kluba, *Tetrahedron*, volume 27, pages 3163 to 3170 (1971). The analogous sodium salt may be prepared by the following two reactions:



The precursor diisopropylphosphate may then be liberated from its alkali salt by reaction with hydrochloric acid:



The above bis(alkyl)phosphates react with a wide range of metal compounds to form metal phosphates. Metal compounds that generally react with the acid phosphate protons include most metal alkyls and other organometallic compounds, metal alkylamides, and some metal alkoxides. The reactivity of any particular compound can be established

readily by mixing it with a bis(alkyl)phosphate and analyzing the mixture for products by techniques such as nuclear magnetic resonance (NMR).

The reaction is carried out in the vapor state and may be carried out using CVD or ALD techniques. As is discussed in greater detail below, ALD provides control over the deposition process and is suitable for use in a wide range of reaction conditions and reactant reactivity.

The phosphorus/metal ratio may be increased by replacing some or all of the metal precursor by a suitably reactive phosphorus compound. Phosphorus halides such as phosphorus trichloride, PCl_3 , phosphorus pentachloride, PCl_5 , or phosphorus oxychloride, POCl_3 , may be used, but some halogen impurity may be included in the film. Phosphorus alkylamides such as hexamethylphosphorus triamide, $(\text{Me}_2\text{N})_3\text{P}$, hexamethylphosphorimidic triamide, $(\text{Me}_2\text{N})_3\text{P}=\text{NH}$, or

hexamethylphosphoramidate, $(\text{Me}_2\text{N})_3\text{PO}$, avoid the halogen contamination, but their reactions may be slow. White phosphorus, P_4 , and phosphorus(III) oxide, P_4O_6 , are more quickly reactive and can be used to increase the phosphorus/metal ratio in an ALD process. Doses of white phosphorus or phosphorus(III) oxide generally are followed by a pulse of oxygen in order to form fully oxidized films.

The phosphorus/metal ratio of material made by ALD may be decreased by replacing some of the phosphorus doses by doses of water or alcohol.

3. Metal Amides, Metal Alkyls and Metal Alkoxides.

In at least some embodiments, metal or metalloid amides are useful in the practice of this invention. Some examples are given in Table 1, as well as a commercial source and/or literature references for their synthesis. The metalloids referred to in Table 1 are boron, silicon and arsenic.

TABLE 1

Some Volatile Metal or Metalloid Amides			
Compound	Melt. Pt. ° C.	Vapor Press. ° C./Torr	Reference and/or commercial source
$\text{Al}(\text{N}(\text{SiMe}_3)_2)_3$	188		Wannagat, J. Organomet. Chem. 33, 1 (1971)
$\text{Al}_2(\text{NEt}_2)_6$	liquid		Barry & Gordon, 2000
$\text{Al}_2(\text{NEtMe})_6$	liquid	100/0.25	Barry & Gordon, 2000
$\text{Al}(\text{N}^i\text{Pr}_2)_3$	56-59		Brothers, Organometallics 13, 2792 (1994)
$\text{Al}_2(\text{NMe}_2)_6$	88-89	90/0.1	Ruff, JACS 83, 2835 (1961)
$\text{Al}(\text{N}(\text{Et})\text{CH}_2\text{CH}_2\text{NMe}_2)(\text{NMe}_2)_2$	liquid	65-70/0.3	Barry, Gordon & Wagner, Mat. Res. Soc. Symp. Proc. 606, 83-89 (2000)
$\text{As}(\text{NMe}_2)_3$	-53	55/10	Cowley, JACS 95, 6505 (1973)
$\text{As}(\text{N}(\text{Me})(\text{SiMe}_3))_3$	11-13	67-70/0.1	Birkofer & Ritter, Chem. Ber. 93, 424 (1960)
$\text{B}(\text{NMe}_2)_3$	-10	39/10	Abel et al., J. Chem. Soc. 1964, 5584
$\text{B}(\text{NEt}_2)_3$		95/11	Abel & Armitage J. Organomet. Chem. 5, 326 (1966)
$\text{Ba}(\text{N}(\text{SiMe}_3)_2)_2$	>150		Westerhauser, Inorg. Chem. 30, 96 (1991)
$\text{Be}(\text{NMe}_2)_2$	88-90	175/760	Anderson, JACS 74, 1421 (1952)
$\text{Be}(\text{N}(\text{SiMe}_3)_2)_2$	-5, liquid	110/3	Clark & Haaland, Chem. Commun., 1969, 912
$\text{Be}(\text{TMPD})_2$	-10, liquid	106/0.001	Noeth & Schlosser, Inorg. Chem. 22, 2700 (1983)
$\text{Bi}(\text{N}(\text{SiMe}_3)_2)_3$	90		Lappert, J. Chem. Soc., Dalton, 2428 (1980)
$\text{Bi}(\text{N}(\text{Me})(\text{SiMe}_3))_3$		90-92/0.1	Birkofer & Ritter, Chem. Ber. 93, 424 (1960)
$\text{Ca}(\text{N}(\text{SiMe}_3)_2)_2$	>120		Lappert, J. Chem. Soc., Chem. Comm., 1141 (1990)
$\text{Cd}(\text{N}(\text{SiMe}_3)_2)_2$	liquid		Burger, Wannagat, J. Organomet. Chem. 3, 11 (1965)
$\text{Cd}(\text{N}^i\text{BuSiMe}_3)_2$			Fisher & Alyea, Polyhedron 3, 509 (1984)
$\text{Cd}(\text{TMPD})_2$			Fisher & Alyea, Polyhedron 3, 509 (1984)
$\text{Ce}(\text{N}(\text{SiMe}_3)_2)_3$		95-100/10 ⁻⁴	Bradley, J. Chem. Soc., Dalton 1973, 1021
$\text{Ce}(\text{N}^i\text{Pr}_2)_3$			Angew. Chem., Int. Ed. Engl. 36, 2480 (1997)
$\text{Co}(\text{N}(\text{SiBuMe}_2)_2)_2$	liquid	146/0.085	Broomhall-Dillard & Gordon, 1999
$\text{Co}(\text{N}(\text{SiEtMe}_2)_2)_2$	liquid	106/0.05	Broomhall-Dillard & Gordon, 1999
$\text{Co}(\text{N}(\text{SiMe}_3)_2)_2$	>70	50-70/0.01	Chisholm, CVD 1, 49 (1995)
$\text{Co}(\text{N}(\text{SiMe}_3)_2)_3$	86-88		Power, JACS 11, 8044 (1989)
$\text{Co}(\text{N}(\text{SiPrMe}_2)_2)_2$	liquid	106/0.05	Broomhall-Dillard & Gordon, 1999
$\text{Cr}(\text{N}(\text{SiMe}_3)_2)_3$	120	80/0.005	Bradley, J. Chem. Soc., Dalton 1972, 1580
$\text{Cr}(\text{NEt}_2)_4$	liquid	40-60/10 ⁻³	Bradley, Proc. Chem. Soc., London 1963, 305
$\text{Cr}(\text{N}^i\text{Pr}_2)_3$			Bradley & Chisholm, Chem. Comm. 1968, 495
$\text{Cr}(\text{NMe}_2)_4$			Bradley, J. Chem. Soc. A, 1971, 1433
$\text{Cu}_4(\text{N}(\text{SiMe}_3)_2)_4$	>180 (d.)	160/0.1	Chisholm, CVD 1, 49 (1995)
$\text{Er}(\text{N}(\text{SiMe}_3)_2)_3$	150-180		Wolczanski, Inorg. Chem. 31, 1311 (1992)
$\text{Eu}(\text{N}(\text{SiMe}_3)_2)_3$	160-162	82-84/10 ⁻⁴	Bradley, Chem. Comm. 1972, 349
$\text{Fe}(\text{N}(\text{SiBuMe}_2)_2)_2$	liquid	130/0.2	Broomhall-Dillard & Gordon, 1999
$\text{Fe}(\text{N}(\text{SiMe}_3)_2)_2$	5, liquid	80-90/0.01	Chisholm, CVD 1, 49 (1995)
$\text{Fe}(\text{N}(\text{SiMe}_3)_2)_3$	>80	80/0.005	Bradley, J. Chem. Soc., Dalton 1972, 1580
$\text{Ga}(\text{NMe}_2)_3$	91	125/0.01	Chemat Catalog, Northridge, CA
$\text{Ga}(\text{NEt}_2)_3$			Chemat Catalog, Northridge, CA
$\text{Ga}(\text{N}(\text{SiMe}_3)_2)_3$	187		Wannagat, J. Organomet. Chem. 33, 1 (1971)
$\text{Ga}(\text{N}^i\text{BuSiMe}_3)_3$	174-176		Cowley, Inorg. Chem. 33, 3251 (1994)
$\text{Ga}(\text{TMPD})_3$	130-132		Cowley, Inorg. Chem. 33, 3251 (1994)
$\text{Ga}(\text{N}(\text{Me})\text{CH}_2\text{CH}_2\text{NMe}_2)(\text{NMe}_2)_2$	liquid	48-55/0.18	Barry, Gordon & Wagner, Mat. Res. Soc. Symp. Proc. 606, 83-89 (2000)
$\text{Gd}(\text{N}(\text{SiMe}_3)_2)_3$	160-163	80-83/10 ⁻⁴	Bradley, Chem. Comm. 1972, 349
$\text{Ge}(\text{N}(\text{SiMe}_3)_2)_2$	33	60/0.04	Chisholm, CVD 1, 49 (1995)
$\text{Ge}(\text{NEt}_2)_4$	>109	109/2	Chemat Catalog, Northridge, CA
$\text{Ge}(\text{NMe}_2)_4$	14, liquid	203/760	Abel, J. Chem. Soc. 1961, 4933; Chemat
$\text{Ge}(\text{N}^i\text{Bu}_2)_2$	2, liquid		Lappert, J. Chem. Soc., Chem. Com. 13, 621 (1980)
$\text{Ge}(\text{N}^i\text{BuSiMe}_3)_2$	22	50/0.04	Lappert, J. Chem. Soc., Dalton Trans. 1977, 2004

TABLE 1-continued

Some Volatile Metal or Metalloid Amides			
Compound	Melt. Pt. ° C.	Vapor Press. ° C./Torr	Reference and/or commercial source
Ge(TMPD) ₂	60-62	70/0.02	Lappert, J. Chem. Soc., Chem. Com. 13, 621 (1980)
Hf(NEt ₂) ₄	liquid	100/0.84	Bradley, J. Chem. Soc. A, 1969, 980
Hf(NMeMe) ₄	liquid	83/0.05	Becker & Gordon, 2000; Aldrich
Hf(NMe ₂) ₄	30	70/0.73	Bradley, J. Chem. Soc. A, 1969, 980
Hg(N(SiMe ₃) ₂) ₂	liquid		Earborn, J. Chem. Soc., Chem. Comm., 1051 (1968)
Ho(N(SiMe ₃) ₂) ₃	161-164	80-85/10 ⁻⁴	Bradley, J. Chem. Soc., Dalton 1973, 1021
In(N(SiMe ₃) ₂) ₃	168		Wannagat, J. Organomet. Chem. 33, 1 (1971)
In(TMPD) ₃			Frey et al., Z. Anorg. Allg. Chem. 622, 1060 (1996)
KN(SiHexMe ₂) ₂	liquid		Broomhall-Dillard, Mater. Res. Soc. 606, 139 (2000)
KN(SiMe ₃) ₂		90-100/10 ⁻³	Fieser & Fieser 4,407
La(N(SiMe ₃) ₂) ₃	145-149	100/10 ⁻⁴	Bradley, J. Chem. Soc., Dalton 1973, 1021
La(N ^t BuSiMe ₃) ₃	146-147	90-95/10 ⁻⁴	Becker, Suh & Gordon, 2000
La(N ⁱ Pr) ₃			Aspinall, J. Chem. Soc., Dalton 1993, 993
La(TMPD) ₃	137-139	100/10 ⁻⁴	Suh & Gordon, 2000
LiN(SiEtMe ₂) ₂	liquid	123/0.2	Broomhall-Dillard, Mater. Res. Soc. 606, 139 (2000)
LiN(SiMe ₃) ₂	71-72	115/1	Inorg. Synth. 8, 19 (1966)
Li(TMPD)			Kopka, J. Org. Chem. 52, 448 (1987)
Lu(N(SiMe ₃) ₂) ₃	167-170	75-80/10 ⁻⁴	Bradley, Chem. Comm. 1972, 349
Mg(N(SiMe ₃) ₂) ₂	123		Andersen, J. Chem. Soc., Dalton Trans. 1982, 887
Mg(TMPD) ₂			Eaton, JACS 111, 8016 (1989)
Mn(N(SiBuMe ₂) ₂) ₂	liquid	143/0.06	Broomhall-Dillard & Gordon, 1999
Mn(N(SiMe ₃) ₂) ₂	55-60	112-120/0.2	Bradley, Trans. Met. Chem. 3, 253 (1978)
Mn(N(SiMe ₃) ₂) ₃	108-110		Power, JACS 11, 8044 (1989)
Mo(N ^t BuSiMe ₃) ₃			Laplaza, Cummins, JACS 118, 8623 (1996)
Mo ₂ (NEt ₂) ₆			Chisholm, JACS 98, 4469 (1976)
Mo ₂ (NMe ₂) ₆	solid	100/10 ⁻⁴	Chisholm, JACS 98, 4469 (1976)
Mo(NEt ₂) ₄	liquid	80-110/10 ⁻⁴	Bradley & Chisholm, J. Chem. Soc. A 1971, 2741
Mo(NMe ₂) ₄	solid	40-70/0.1	Bradley & Chisholm, J. Chem. Soc. A 1971, 2741
NaN(Si ^t BuMe ₂) ₂	liquid	189/0.08	Broomhall-Dillard, Mater. Res. Soc. 606, 139 (2000)
NaN(SiMe ₃) ₂	171-175	170/2	Chem. Ber. 94, 1540 (1961)
Nb(N(SiMe ₃) ₂) ₃	solid		Broomhall-Dillard & Gordon, 1998
Nb(NEt ₂) ₄	liquid		Bradley & Thomas, Can. J. Chem. 40, 449 (1962)
Nb(NEt ₂) ₅	>120	120/0.1	Bradley & Thomas, Can. J. Chem. 40, 449 (1962)
Nb(NMe ₂) ₅	>100	100/0.1	Bradley & Thomas, Can. J. Chem. 40, 449 (1962)
Nd(N(SiMe ₃) ₂) ₃	161-164	85-90/10 ⁻⁴	Bradley, J. Chem. Soc., Dalton 1973, 1021
Nd(N ⁱ Pr) ₃			Bradley, Inorg. Nucl. Chem. Lett. 12, 735 (1976)
Ni(N(SiMe ₃) ₂) ₂	liquid	80/0.2	Burger & Wannagat, Mh. Chem. 95, 1099 (1964)
Pb(N(SiMe ₃) ₂) ₂	39	60/0.04	Lappert, J. Chem. Soc., Chem. Com. 16, 776 (1980)
Pb(N ^t BuSiMe ₃) ₂	22	50/0.04	Lappert, J. Chem. Soc., Dalton Trans. 1977, 2004
Pr(N(SiMe ₃) ₂) ₃	155-158	88-90/10 ⁻⁴	Bradley, Chem. Comm. 1972, 349
Sb(NMe ₂) ₃	liquid	50/0.5	Cowley, JACS 95, 6506 (1973)
Sb(N(Me)(SiMe ₃)) ₃	9-11	78-79/0.1	Birkofer & Ritter, Chem. Ber. 93, 424 (1960)
Sc(N(SiMe ₃) ₂) ₃	172-174		Bradley, J. Chem. Soc., Dalton 1972, 1580
SiH ₂ (NMe ₂) ₂	-104	93/760	Anderson et al., J. Chem. Soc. Dalton 12, 3061 (1987)
SiH(NMe ₂) ₃	-90	62/45	Gelest, Pfaltz & Bauer, Strem Catalogs
Si(NMe ₂) ₄	1-2	196/760	Gordon, Hoffman & Riaz, Chem. Mater. 2, 480 (1990)
Si(NHMe) ₄	37	45/0.05	Schmisbaur, Inorg. Chem. 37, 510 (1998)
Si(NHn-Pr) ₄	liquid	75/0.05	Schmisbaur, Inorg. Chem. 37, 510 (1998)
Si(NEt ₂) ₄	3-4	74/19	Abel et al., J. Chem. Soc. 1965, 62; Chemat
Si(NCO) ₄	25-26	40/1	Forbes & Anderson, JACS 62, 761 (1940); Gelest, Petrarch, Showa-Denko
Si(NCO) ₄	25-26	40/1	Forbes & Anderson, JACS 62, 761 (1940); Gelest, Petrarch, Showa-Denko
Sm(N(SiMe ₃) ₂) ₃	155-158	83-84/10 ⁻⁴	Bradley, Chem. Comm. 1972, 349
Sn(N(SiMe ₃) ₂) ₂	38	84/0.04	Chisholm, CVD 1, 49 (1995)
Sn(NEt ₂) ₄	liquid	90/0.05	Jones & Lappert, J. Chem. Soc. 1965, 1944
Sn(NMe ₂) ₄	liquid	51/0.15	Jones & Lappert, J. Chem. Soc. 1965, 1944
Sn(N ^t Bu) ₂	47		Lappert, J. Chem. Soc., Chem. Com. 13, 621 (1980)
Sn(N ⁱ Bu) ₂			Hudson, J. Chem. Soc. Dalton Trans. 1976, 2369
Sn(N ^t BuSiMe ₃) ₂	19, liquid	50/0.04	Lappert, J. Chem. Soc., Dalton Trans. 1977, 2004
Sn(N ^t BuSiMe ₃) ₃			Hudson, J. Chem. Soc. Dalton Trans. 1976, 2369
Sn(TMPD) ₂			Lappert, J. Chem. Soc., Chem. Com. 16, 776 (1980)
Sr(N(SiMe ₃) ₂) ₂	164		Westerhauser, Inorg. Chem. 30, 96 (1991)
Ta(NEt ₂) ₄		120/0.1	Bradley & Thomas, Can. J. Chem. 40, 1355 (1962)

TABLE 1-continued

Some Volatile Metal or Metalloid Amides			
Compound	Melt. Pt. ° C.	Vapor Press. ° C./Torr	Reference and/or commercial source
Ta(NMe ₂) ₅	>180	100/0.1	Bradley & Thomas, Can. J. Chem. 40, 1355 (1962); Strem
Ta(N ⁱ Bu)(NEt ₂) ₃	liquid	90/0.1	Inorgtech
Ta(NEt)(NEt ₂) ₃	liquid	120/0.1	Becke-Goehring & Wunsch, Chem. Ber. 93, 326 (1960)
Tb(N(SiMe ₃) ₂) ₃	162-165	78-82/10 ⁻⁴	Wolczanski, Inorg. Chem. 31, 1311 (1992)
Th(NEt ₂) ₄		40-50/10 ⁻⁴	Reynolds & Edelstein, Inorg. Chem. 16, 2822 (1977)
Th(NPr ₂) ₄	liquid	60-70/10 ⁻⁴	Reynolds & Edelstein, Inorg. Chem. 16, 2822 (1977)
Ti(N(SiMe ₃) ₂) ₃	solid		Bradley, J. Chem. Soc., Dalton 1972, 1580
Ti(NEt ₂) ₄	liquid	112/0.1	Bradley & Thomas, J. Chem. Soc. 1960, 3857
Ti(N ⁱ Pr ₂) ₃			Kruse, Inorg. Chem. 9, 2615 (1970)
Ti(N ⁱ Pr ₂) ₄	82-85	110/0.001	Froneman, P, S, Si, Relat. Elem. 47, 273 (1990)
Ti(NMe ₂) ₄	liquid	50/0.05	Bradley & Thomas, J. Chem. Soc. 1960, 3857
Tl(N(SiMe ₃) ₂) ₃			Allman, J. Organomet. Chem. 162, 283 (1978)
U(N(SiMe ₃) ₂) ₃	137-140	80-100/10 ⁻³	Andersen, Inorg. Chem. 18, 1507 (1979)
U(NEt ₂) ₄		115-125/06	Jones, JACS 78, 4285 (1956)
U(NPr ₂) ₄	liquid	40-50/10 ⁻⁴	Reynolds & Edelstein, Inorg. Chem. 16, 2822 (1977)
V(N(SiMe ₃) ₂) ₃	>95	95/0.005	Bradley, J. Chem. Soc., Dalton 1972, 1580
V(NEt ₂) ₄	liquid	90/0.001	Bradley, Chem. Commun. 1964, 1064
V(NMe ₂) ₄	solid	50/0.001	Bradley, J. Chem. Soc. A, 1969, 2330
V(O)(NMe ₂) ₃	40	40/0.001	Davidson, Harris & Lappert, JCS Dalton 1976, 2268
W ₂ (NEt ₂) ₆	solid	140-170/10 ⁻⁴	Chisholm, JACS 97, 5626 (1975); 98, 4477 (1976)
W ₂ (NMeEt) ₆	solid	100-130/10 ⁻⁴	Burger & Wannagat, Monatsh. 95, 1099 (1964)
W ₂ (NMe ₂) ₆	solid	100-120/10 ⁻⁴	Burger & Wannagat, Monatsh. 95, 1099 (1964)
W(N ⁱ Bu) ₂ (NH ⁱ Bu) ₂	89-90	60-65/10 ⁻⁴	Nugent & Harlow, Inorg. Chem. 19, 777 (1980)
W(N ⁱ Bu) ₂ (NEtMe) ₂	liquid	87/0.1	Suh & Gordon, 2000
W(N ⁱ Bu) ₂ (NMe ₂) ₂	liquid	75/0.1	Suh & Gordon, 2000
Y(N(SiMe ₃) ₂) ₃	180-184	100/10 ⁻⁴	Bradley, J. Chem. Soc., Dalton 1973, 1021; Alfa
Y(N ⁱ Pr ₂) ₃			Bradley, Inorg. Nucl. Chem. Lett. 12, 735 (1976)
Y(N ⁱ BuSiMe ₃) ₃	158-160	90-95/10 ⁻⁴	Suh & Gordon, 2000
Y(TMPD) ₃	177-179	100/10 ⁻⁴	Suh & Gordon, 2000
Yb(N(SiMe ₃) ₂) ₃	162-165		Bradley, J. Chem. Soc., Dalton 1973, 1021
Yb(N ⁱ Pr ₂) ₃			Bradley, Inorg. Nucl. Chem. Lett. 12, 735 (1976)
Zn(N(SiMe ₃) ₂) ₂	liquid	120/0.1	Inorg. Chem. 23, 1972 (1984)
Zn(N ⁱ Bu) ₂			Schumann, Z. Anorg. Allg. Chem. 623, 1881 (1997)
Zn(TMPD) ₂			Schumann, Z. Anorg. Allg. Chem. 623, 1881 (1997)
Zr(NEt ₂) ₄	liquid	112/0.1	Bradley & Thomas, J. Chem. Soc. 1960, 3857
Zr(NEtMe) ₄	liquid	82/0.05	Becker & Gordon, 2000
Zr(N ⁱ Pr ₂) ₄	>120	120/0.001	Bradley, Inorg. Nucl. Chem. Lett. 11, 155 (1975)
Zr(NMe ₂) ₄	70	65-80/0.1	Bradley & Thomas, J. Chem. Soc. 1960, 3857

In Table 1, TMPD stands for 2,2,6,6-tetramethylpiperidine. Further examples may be found in the book Metal and Metalloid Amides, by M. F. Lappert, P. P. Power, A. R. Sanger and R. C. Srivastava, published in 1980 by Ellis Horwood Ltd., a division of John Wiley & Sons. ⁶⁰

In at least some embodiments, metal alkyls are useful in the practice of this invention. Some examples are given in Table 2, as well as a commercial source or literature reference of their synthesis. ⁶⁵

TABLE 2

Some Volatile Organometallic Compounds			
Compound	Melt. Pt. ° C.	Vapor Press. ° C./Torr	Sources
AlMe ₃	15.4	20/8	Strem
Ba(n-PrMe ₄ Cp) ₂	liquid		Strem
Ba(^t Pr ₄ Cp) ₂	149-150	90/0.01	J. Am. Chem. Soc. 113, 4843-4851 (1991)
Ba(Me ₅ Cp) ₂	265-268	140/0.01	J. Organomet. Chem. 325, 31-37 (1987)
BeEt ₂	12, liquid	110/15	Strem
BiMe ₃	liquid	110/760	Pfaltz & Bauer, Organometallics
Ca(^t Pr ₄ Cp) ₂	196-200	190/0.01	J. Am. Chem. Soc. 113, 4843-4851 (1991)
Ca(Me ₅ Cp) ₂	207-210	90/0.01	J. Organomet. Chem. 325, 31-37 (1987)
CdMe ₂	-4.5	105.5/760	Strem
CeCp ₃	452	230/0.01	Strem
Ce(^t PrCp) ₃			Strem
Ce(Me ₄ Cp) ₃	solid		Aldrich
CoCp ₂	176-180		Aldrich, Strem
CoCp(CO) ₂	liquid	37-38.5/2	Strem
Co(CO) ₃ NO	liquid	50/760	Strem
CrCp ₂	168-170		Aldrich, Strem
Cr(Me ₅ Cp) ₂	200		Strem
Cr(^t PrCp) ₂	solid		Strem
Cr(EtBz) ₂	liquid	140-160/1	Strem
CuCpPEt ₃	solid	60/0.01	Strem
Er(Cp) ₃	285	200/0.01	Strem
Er(^t PrCp) ₃	63-65	222/10	Aldrich, Alfa, Strem
Er(BuCp) ₃	liquid	240/0.1	Aldrich, Alfa (pyrophoric)
Eu(Me ₄ Cp) ₃	solid		Aldrich
FeCp(Me ₂ NCH ₂ Cp)	liquid	91-92/0.5	Strem
FeCp(^t BuCp)	liquid	80/0.15	Strem
GaMe ₃	-15, liquid	55.7/760	Strem
GdCp ₃	295		Aldrich, Alfa, Strem
Gd(^t PrCp) ₃	liquid	200/0.01	Erbil, U.S. Pat. No. 4,882,206 (1989)
InCp ₃	solid	50/0.01	Strem
In(Me ₅ Cp) ₃			Strem
InMe ₃	88		Strem
Ir(MeCp)(1,5-COD)			Strem
La(^t PrCp) ₃	liquid	180-195/0.01	Strem; Erbil, U.S. Pat. No. 4,882,206 (1989)
LaCp ₃	295 dec.	218/0.1	Aldrich, Alfa, Strem
LaCp ₃ (NCCH ₃) ₂	162		Inorganica Chim. Acta 100, 183-199 (1985)
La(Me ₂ NC ₂ H ₄ Cp) ₃	75	160/0.001	J. Organomet. Chem. 462, 163-174 (1993)
Mg(PrCp) ₂	liquid		Strem
Mg(EtCp) ₂	liquid		Aldrich, Strem
MgCp ₂	180	160/0.1	Aldrich, Strem
MnCp ₂	175		Aldrich, Strem
Mn(EtCp) ₂	liquid		Aldrich (pyrophoric)
Mn(Me ₅ Cp) ₂	292		Strem
Mo(EtBz) ₂	liquid		Strem
NdCp ₃	417	220/0.01	Aldrich, Alfa, Strem
Nd(^t PrCp) ₃	solid		Aldrich, Alfa, Strem
Ni(PF ₃) ₄	liquid	70.7/760	Strem
PrCp ₃	427	220/0.01	Aldrich, Alfa, Strem
Pr(^t PrCp) ₃	50-54		Aldrich, Alfa, Strem
SbEt ₃		156/760	Strem
ScCp ₃	240	200/0.05	Aldrich, Strem
SmCp ₃	356	220/0.01	Strem
Sm(^t PrCp) ₃			Zh. Neorg. Khim. 27, 2231-4 (1982)
Sr(^t Pr ₄ Cp) ₂	151-153		Chem. Rev. 93, 1023-1-36 (1993)
Sr(Me ₅ Cp) ₂	216-218		J. Organomet. Chem. 325, 31-37 (1987)
Tb(^t PrCp) ₃	solid		Aldrich, Strem
TmCp ₃	solid		Strem
Tm(^t PrCp) ₃			MRS Symp. Proc. 301, 3-13 (1993)
TiCp	solid	75/0.1	Strem
VCp ₂	165-167	200/0.1	Aldrich, Strem
V(EtCp) ₂	liquid		Aldrich
W(^t PrCp) ₂ H ₂	liquid	122-125/0.1	Aldrich, Strem
YCp ₃	296	200/2	Alfa, Strem
Y(MeCp) ₃			Strem
Y(^t PrCp) ₃			Strem
Y(BuCp) ₃	liquid		Aldrich, Alfa, Strem
YbCp ₃	277	150 (vac.)	Strem
Yb(^t PrCp) ₃	47		Zh. Neorg. Khim. 27, 2231-4 (1982)
ZnEt ₂	-28, liquid	124/760	Aldrich, Strem

TABLE 2-continued

Some Volatile Organometallic Compounds			
Compound	Melt. Pt. ° C.	Vapor Press. ° C./Torr	Sources
ZnMe ₂	-42, liquid	46/760	Aldrich, Strem
ZrCp ₂ Me ₂	170		Aldrich, Strem
Zr('BuCp) ₂ Me ₂			Strem

In Table 2, Cp is an abbreviation for cyclopentadienide, Me₅Cp represents pentamethylcyclopentadienide, 'PrCp represents isopropylcyclopentadienide, 'PrMe₄Cp stands for isopropyltetramethylcyclopentadienide, 'Pr₄Cp stands for tetraisopropylcyclopentadienide, EtCp stands for ethylcyclopentadienide, PrCp stands for propylcyclopentadienide, 'PrCp stands for isopropylcyclopentadienide, BuCp stands for butylcyclopentadienide, Bz for benzenide, EtBz for a mixture of isomers of ethylbenzenide and 1,5-COD for 1,5-cyclooctadienide.

In at least some embodiments, metal or metalloid alkoxides can be used in the practice of this invention. Suitable compounds are listed in Table 3, as well as a commercial source or a literature reference of their synthesis.

TABLE 3

Some Volatile Metal or Metalloid Alkoxides			
Compound	Melt. Pt. ° C.	Vapor Press. ° C./Torr	Sources
Al ₂ Et ₃ (O-sec-Bu) ₃	liquid	190/0.1	Strem
B(OMe) ₃	-29, liquid	68.7/760	Aldrich, Rohm and Haas, Strem
Hf(O'Bu) ₄	liquid	90/5	Strem
Nb(OEt) ₅	6, liquid	156/0.05	Aldrich, Chemat, Strem
Ta(OEt) ₅	21	146/0.15	Aldrich, Chemat, Strem
Ti(O ⁱ Pr) ₄	20	58/1	Aldrich, Chemat, DuPont, Strem
Y(OCMe ₂ CH ₂ NMe ₂) ₃	liquid	80/0.001	Herrmann, Inorg. Chem. 36, 3545-3552 (1997)
Zr(O'Bu) ₄	liquid	81/3, 90/5	Aldrich, Strem

Metal halides may also be used in the practice of this invention, but they have the disadvantages that they tend to leave some halide impurity in the film and cause corrosion of substrates or apparatus.

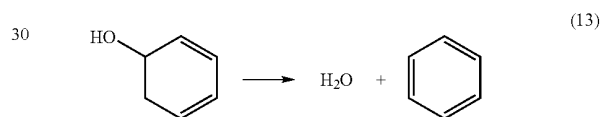
4. Reactions with Water and Alcohols.

In at least some embodiments, part of the silanol or phosphate is replaced with water in order to deposit metal-rich silicates and phosphates. In a CVD reactor, water vapor tends to react very quickly with the vapors of the metal precursors near the vapor entrance to produce powder, rather than film on the substrate. In an ALD reactor such premature reactions are avoided because the reactants are introduced alternately into the reactor, so reactions near the entrance are prevented and reaction is confined to the surface of the substrate. However, water tends to adsorb strongly on surfaces, so it can take a long time to purge the ALD reactor between pulses of the reactants.

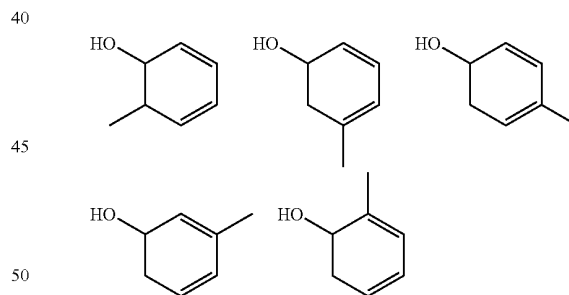
Alcohols such as isopropanol and tert-butanol can alleviate these problems with water, since the reactions of alcohols with metal compounds are slower, and the more volatile alco-

hols can be pumped more quickly from an ALD reactor. Alcohols such as isopropanol and tert-butanol are particularly appropriate for reactions involving thermally labile metal compounds. In some cases the substrate temperature is raised in order to decompose alkyl alcohols and thereby remove their carbon content from the film. A thermally labile metal compound may self-decompose at higher substrate temperatures, so self-limiting ALD reactions cannot be achieved.

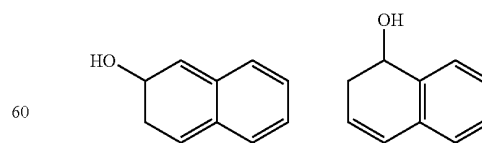
The arene hydrates are a class of alcohols that decompose at lower temperatures than ordinary alkyl alcohols, and thus can be used to provide carbon-free metal oxides at low enough temperatures to avoid self-decomposition of even thermally labile metal compounds. For example, benzene hydrate decomposes easily to water and benzene because of the aromatic stabilization of the benzene byproduct:



Other examples of useful arene hydrates are alkyl-substituted benzene hydrates such as the various isomers of toluene hydrate:



Other useful alcohols include the two naphthalene hydrates



and alkyl-substituted naphthalene hydrates such as methyl naphthalene hydrate. Thus arene alcohols may be used in the reaction of metal compounds at moderate deposition conditions. In particular, it can be used for the formation of metal

oxides, or for the formation of metal silicates or metal phosphates when used in combination with the silicon and phosphorus precursors described herein.

In at least some embodiments of the present invention, a metal oxide is obtained by reaction of a metal amide with water. Suitable metal amides include any of those listed in Table 1. Thus, by way of example, hafnium oxide was prepared by ALD using water vapor and tetrakis(dimethylamido) hafnium. This ALD reaction was found to be surprisingly efficient, in that almost all of the precursor that was delivered into the reaction chamber was deposited as film on the substrate and on the exposed wall of the chamber. It was also found to be surprisingly fast, going to completion (saturation of the surface reaction on a flat surface) with less than 50 Langmuirs of vapor flux (1 Langmuir is the flux delivered to a surface in one second by a partial pressure of 10^{-6} Torr of the precursor). The byproducts of the reaction were found to consist of dimethylamine vapor, which does not etch the deposited hafnium oxide film. Most surprisingly, the use of tetrakis(alkylamido)hafnium precursors succeeded in the ALD of highly uniform films of hafnium oxide even in holes with very high aspect ratios (over 40). By way of contrast, the reactants commonly used in the prior art for ALD of hafnium oxide, HfCl_4 and $\text{Hf}(\text{O-tert-Bu})_4$, have not succeeded in the uniform deposition of HfO_2 in holes with such high aspect ratios.

5. Vaporization of Reactants and Product Deposition.

Vapors of liquid precursors may be formed by conventional methods, including heating in a bubbler, in a thin-film evaporator, or by nebulization into a carrier gas preheated to about 100 to 250° C. The nebulization may be carried out pneumatically or ultrasonically. Solid precursors may be dissolved in organic solvents, including hydrocarbons such as decane, dodecane, tetradecane, toluene, xylene and mesitylene, and with ethers, esters, ketones and chlorinated hydrocarbons. Solutions of liquid precursors generally have lower viscosities than the pure liquids, so that in some cases it may be preferable to nebulize and evaporate solutions rather than the pure liquids. The liquids or solutions can also be evaporated with thin-film evaporators or by direct injection of the liquids into a heated zone. Thin-film evaporators are made by Artisan Industries (Waltham, Mass.). Commercial equipment for direct vaporization of liquids is made by MKS Instruments (Andover, Mass.), ATMI, Inc. (Danbury, Conn.), Novellus Systems, Inc. (San Jose, Calif.) and COVA Technologies (Colorado Springs, Colo.). Ultrasonic nebulizers are made by Sonotek Corporation (Milton, N.Y.) and Cetac Technologies (Omaha, Nebr.).

The silicon precursors of the present invention may be reacted with metal or metalloid amides, such as those in Table 1, to form metal or metalloid silicates. The silicon precursors of the present invention may be reacted with organometallic compounds, such as those in Table 2, to form metal silicates. The silicon precursors of the present invention may be reacted with metal or metalloid alkoxides, such as those in Table 3, to form metal or metalloid silicates. The silicon precursors of the present invention may also be reacted with other suitably reactive metal compounds to form metal silicates. For example, tris(tert-butoxy)silanol may be reacted with tris(tert-butyl(trimethylsilyl)amido)yttrium (Table 1) to form yttrium silicate (Examples 5 and 6). Also, tris(tert-butoxy)silanol may be reacted with tris(tert-butyl(trimethylsilyl)amido)lanthanum (Table 1) to form lanthanum silicate (Examples 7 and 8). Metal oxides may be obtained by reaction of a suitable metal and with water. Tris(bis(trimethylsilyl)amido)lanthanum reacts with water vapor to form a more lantha-

num-rich silicate (Example 21). Lanthanum oxide may be deposited from silicon-free precursors such as tris(2,2,6,6-tetramethylpiperidido)lanthanum (Example 22).

The phosphorus precursors of the present invention may be reacted with suitably reactive metal compounds, such as those in the Tables, to form metal phosphates. For example, diisopropylphosphate may be reacted with lithium bis(ethyldimethylsilyl)amide (Table 1) to provide a process for depositing lithium phosphate films that are lithium ion conductors, as is shown in Examples 9 and 10.

The process of the invention can be carried out in standard equipment well known in the art of chemical vapor deposition (CVD). The CVD apparatus brings the vapors of the reactants into contact with a heated substrate on which the material deposits. A CVD process can operate at a variety of pressures, including in particular normal atmospheric pressure, and also lower pressures. Commercial atmospheric pressure CVD furnaces are made in the USA by the Watkins-Johnson Company (Scotts Valley, Calif.), BTU International (North Billerica, Mass.) and SierraTherm (Watsonville, Calif.). Commercial atmospheric pressure CVD equipment for coating glass on the float production line is made in the USA by Pilkington North America (Toledo, Ohio), PPG Industries (Pittsburgh, Pa.) and AFG Industries (Kingsport, Tenn.). Low-pressure CVD equipment is made by Applied Materials (Santa Clara, Calif.), Spire Corporation (Bedford, Mass.), Materials Research Corporation (Gilbert, Ariz.), Novellus Systems, Inc. (San Jose, Calif.), Genus (Sunnyvale, Calif.), Mattson Technology (Fremont, Calif.), Emcore Corporation (Somerset, N.J.), NZ Applied Technologies (Woburn, Mass.), COVA Technologies (Colorado Springs, Colo.) and CVC Corporation (Freemont, Calif.). Apparatus adapted to atomic layer deposition (ALD) is available from Genus (Sunnyvale, Calif.) and ASM Microchemistry (Espoo, Finland).

The process of the invention may also be carried out using atomic layer deposition (ALD). ALD introduces a metered amount of a first reactant component into a deposition chamber having a substrate therein for layer deposition. A thin layer of the first reactant is deposited on the substrate. After a preselected time period, a metered amount of a second reactant component is then introduced into the deposition chamber, which is deposited on and interacts with the already deposited layer of the first reactant component. Alternating layers of first and second reactant components are introduced into the deposition chamber and deposited on the substrate to form a layer of controlled composition and thickness. Alternation of deposition may be on the order of seconds to minutes and is selected to provide adequate time for the just introduced component to deposit on the substrate and for any excess vapor to be removed from the headspace above the substrate. It has been determined that the surface reactions are self-limiting so that a reproducible layer of predictable composition is deposited. Use of more than two reactant components is within the scope of the invention.

In at least some embodiments of the invention, automobile fuel injectors (Ford model CM4722 F13Z-9F593-A) may be used to deliver pulses of the solutions of precursors into the nitrogen carrier gas. Solution is delivered each time a valve opens for about 50 milliseconds.

In another embodiment of the invention, 6-port sampling valves (Valco model EP4C6WEPH, Valco Instruments, Houston, Tex.) normally used for injecting samples into gas chromatographs may be used to deliver pulses of solutions into a suitable carrier gas. Each time that a valve is opened, solution flows into a tube in which solution is vaporized by heat from hot oil flowing over the outside of the tube. Carrier gas moves the vapor from the tube into the ALD reactor tube.

21

In at least some embodiments, a layer is deposited by ALD using an apparatus such as that illustrated in FIG. 1. According to at least some embodiments, measured doses of reactant vapor **30** are introduced into the heated deposition chamber **110** by the use of a pair of air-actuated diaphragm valves, **50** and **70** (Titan II model made by Parker-Hannifin, Richmond Calif.). The valves are connected by a chamber **60** having a measured volume V , and this assembly is placed inside an oven **80** held at a controlled temperature T_2 . The pressure of the reactant vapor **30** in the precursor reservoir **10** is equal to the equilibrium vapor pressure P_{eq} of the solid or liquid reactant **20** at a temperature T_1 determined by the surrounding oven **40**. The temperature T_1 is chosen to be high enough so that the precursor pressure P_{eq} is higher than the pressure P_{dep} in the deposition chamber. The temperature T_2 is chosen to be higher than T_1 so that only vapor and no condensed phase is present in the valves **50** and **70** or the chamber **60**. In the case of a gaseous reactant, its pressure can be set by a pressure regulator (not shown) that reduces its pressure from the pressure in the precursor gas cylinder **10**.

A similar arrangement is provided for each reactive precursor introduced into the deposition chamber **110**. Thus, a precursor reservoir **11** holds a solid or liquid reactant **21** having a vapor pressure **31** at a temperature T_1 maintained by surrounding oven **41**. Valves **51** and **71** are connected by a chamber **61** having a measured volume V and this assembly is housed in oven **81** at temperature T_2 .

Carrier gas (such as nitrogen) flows at a controlled rate into inlet **90** in order to speed the flow of the reactants into the deposition chamber and the purging of reaction byproducts and un-reacted reactant vapor. A static mixer may be placed in the tubing **100** leading into the reactor, to provide a more uniform concentration of the precursor vapor in the carrier gas as it enters the deposition chamber **110** heated by furnace **120** and containing one or more substrates **130**. The reaction byproducts and un-reacted reactant vapors are removed by trap **140** before passing into a vacuum pump **150**. Carrier gas exits from exhaust **160**.

In operation, valve **70** is opened so that the pressure inside chamber **60** is reduced to a value P_{dep} close to that of the deposition chamber **110**. Then valve **70** is closed and valve **50** is opened to admit precursor vapor from precursor reservoir **10** into chamber **60**. Then valve **50** is closed so that the volume V of chamber **60** contains vapor of the precursor at a pressure P_{eq} . Finally, valve **70** is opened to admit most of the precursor vapor contained in chamber **60** into the deposition chamber. The number of moles, n , of precursor delivered by this cycle can be estimated by assuming that the vapor obeys the ideal gas law:

$$n = (P_{eq} - P_{dep})(V/RT_1) \quad (14)$$

where R is the gas constant. This expression also assumes that carrier gas from tube **90** does not enter chamber **60** through valve **70** during the brief time that it is open to release the precursor vapor. If mixing of carrier gas with the precursor vapor does occur during the time that valve **70** is open, then a larger dose of precursor vapor may be delivered, up to a maximum value

$$n = (P_{eq})(V/RT_1) \quad (15)$$

if all the residual precursor vapor in chamber **60** is displaced by carrier gas. For precursors with relatively high vapor pressure ($P_{eq} \gg P_{dep}$), there is not much difference between these two estimates of the precursor dose.

This cycle of delivering precursor **20** is repeated if necessary until the required dose of precursor **20** has been delivered

22

into reaction chamber. Normally, in an ALD process, the dose of precursor **20** delivered by this cycle (or several such cycles repeated to give a larger dose) is chosen to be large enough to cause the surface reactions to go to completion (also called "saturation").

Next a dose of vapor **31** from a second precursor **21** may be measured and delivered by a similar apparatus with components numbered similarly to the apparatus for the first precursor **20**.

In the case of precursors with vapor pressure so low that P_{eq} is less than P_{dep} , this method will not deliver any precursor vapor into the deposition chamber. The vapor pressure can be increased by raising the temperature T_1 , but in some cases a higher temperature would result in thermal decomposition of the precursor. In such cases of thermally sensitive precursors with low vapor pressure, vapor may be delivered using the apparatus in FIG. 2. The chamber **220** is first pressurized with carrier gas delivered through tube **240** and valve **200** from a pressure controller (not shown). Valve **200** is then closed and valve **210** opened to allow the carrier gas to pressurize precursor reservoir **220** to pressure P_{tot} . The mole fraction of precursor vapor in the vapor space **30** of reservoir **10** is then P_{eq}/P_{tot} . If P_{tot} is set to a pressure larger than the pressure P_{dep} in the deposition chamber, then the number of moles delivered in a dose can be estimated from the equation

$$n = (P_{eq}/P_{tot})(P_{tot} - P_{dep})(V/RT_1), \quad (16)$$

where V is the volume of the vapor space **30** in chamber **10**. This dose is delivered by opening valve **230**. If carrier gas from tube **90** enters the volume **30** during the time that the valve **230** is open, then a dose somewhat larger than this estimate may be delivered. By making the volume V large enough, a precursor dose that is certainly large enough to saturate the surface reaction may be delivered. If the vapor pressure P_{eq} is so low that the required volume V would be impractically large, then additional doses from volume V may be delivered before delivering a dose of the other reactant.

A similar apparatus is provided for each precursor reactant of the system. Thus, chamber **221** is first pressurized with carrier gas delivered through tube **241** and valve **201** from a pressure controller (not shown). Valve **201** is then closed and valve **211** is opened to allow the carrier gas to pressurize precursor reservoir **11** to pressure P_{tot} . This dose is delivered by opening valve **231**. Carrier gas from tube **91** promotes transport of the metered dose to the deposition chamber.

In an isothermal deposition zone, material is generally deposited on all surfaces exposed to the precursor vapors, including substrates and the interior chamber walls. Thus it is appropriate to report the precursor doses used in terms of moles per unit area of the substrates and exposed chamber walls.

The liquids and solutions described herein may also be used as metal-containing precursors for other types of deposition processes, such as spray coating, spin coating or sol-gel formation of mixed metal oxides. The high solubility and miscibility of these precursors is an advantage in forming the required solutions.

The amides disclosed in these examples appeared to be non-pyrophoric by the methods published by the United States Department of Transportation. One test calls for placing about 5 milliliters of the material on a non-flammable porous solid, and observing that no spontaneous combustion occurs. Another test involves dropping 0.5 milliliters of the liquid or solution on a Whatman No. 3 filter paper, and observing that no flame or charring of the paper occurs.

23

The precursors generally react with moisture in the ambient air, and should be stored under an inert, dry atmosphere such as pure nitrogen gas.

The invention may be understood with reference to the following examples which are for the purpose of illustration only and which are not limiting of the invention, the full scope of which is set forth in the claims which follow.

EXAMPLE 1

CVD of Zirconium Silicate

A solution (1% by weight) of tris(tert-butoxy)silanol in mesitylene was pumped at a rate of 6 ml/hour into a 1/16" O. D. tee joint through which nitrogen gas flowed at 0.4 L/min. The resulting fog flowed into a tube heated to 250° C. A solution (1% by weight) of tetrakis(ethylmethylamido)zirconium in mesitylene was pumped at a rate of 12 ml/hour into another tee joint through which nitrogen gas flowed at 0.4 L/min. The resulting fog flowed into the same heated tube. The gas pressure was maintained at 5 Torr by a vacuum pump attached to the outlet of the glass tube by a liquid nitrogen trap. Substrates of silicon and glassy carbon placed inside the tube were coated with a film of zirconium silicate whose thickness varied along the length of the tube. Analysis of the film by Rutherford backscattering spectroscopy gave a composition $ZrSi_2O_6$ for films deposited on glassy carbon. No carbon or nitrogen was detected in the film. The refractive indexes of films deposited on silicon were found to be about 1.6 by ellipsometry.

EXAMPLE 2

ALD of Zirconium Silicate

Example 1 was repeated except that the precursors were injected in alternate pulses spaced 5 seconds apart, instead of continuously. A film of similar composition, $ZrSi_2O_6$, was deposited with uniform thickness along the whole length of the heated zone. The thickness was about 0.3 nm per cycle.

EXAMPLE 3

CVD of Hafnium Silicate.

Example 1 was repeated with tetrakis(ethylmethylamido)hafnium in place of tetrakis(ethylmethylamido)zirconium. Films of composition approximately $HfSi_2O_6$ were formed. No carbon or nitrogen was detected in the film. The refractive indexes of films deposited on silicon were found to be about 1.6 by ellipsometry.

EXAMPLE 4

ALD of Hafnium Silicate

Example 3 was repeated except that the precursors were injected in alternate pulses spaced 5 seconds apart, instead of continuously. A film of similar composition, $HfSi_2O_6$, was deposited with uniform thickness along the whole length of the heated zone. The thickness was about 0.3 nm per cycle.

EXAMPLE 5

CVD of Yttrium Silicate

Example 1 was repeated with tris(tert-butyl(trimethylsilyl)amido)yttrium in place of tetrakis(ethylmethylamido)zirconium.

24

ni-um. Films of composition approximately $Y_2Si_2O_7$ were formed. No carbon or nitrogen was detected in the film. The refractive indexes of films deposited on silicon were found to be about 1.6 by ellipsometry.

EXAMPLE 6

ALD of Yttrium Silicate

Example 5 was repeated except that the precursors were injected in alternate pulses spaced 5 seconds apart, instead of continuously. A film of similar composition, $Y_2Si_2O_7$, was deposited with uniform thickness along the whole length of the heated zone. The thickness was about 0.3 nm per cycle. Composition approximately $Y_2Si_2O_7$.

EXAMPLE 7

CVD of Lanthanum Silicate

Example 1 was repeated with tris(bis(trimethylsilyl)amido)lanthanum in place of tetrakis(ethylmethylamido)zirconium and tetradecane in place of mesitylene. Films with a La:Si ratio of about 0.9 were formed on a glassy carbon substrate at a substrate temperature of 250° C. No carbon or nitrogen was detected in the films.

EXAMPLE 8

ALD of Lanthanum Silicate

Example 7 was repeated except that the precursors were injected in alternate pulses spaced 5 seconds apart, instead of continuously. A film of similar composition was deposited with uniform thickness along the whole length of the heated zone.

EXAMPLE 9

CVD of Lithium Phosphate

Liquid lithium bis(ethyldimethylsilyl)amide (1 part by weight) was mixed with mesitylene (99 parts). The resulting solution was nebulized by pumping at a rate of 12 ml/hour into a tee joint into nitrogen gas flowing at 0.30 L/min into the deposition zone inside a tube (24 mm inside diameter) in a furnace heated to 250° C. Simultaneously a 1% mesitylene solution of diisopropylphosphate was similarly nebulized into another nitrogen carrier gas stream flowing at 0.30 L/min into the same tube furnace. The gas pressure was maintained at 5 Torr by a vacuum pump attached to the outlet of the glass tube by a liquid nitrogen trap. A thin film was deposited on a silicon substrate placed on the bottom of the glass tube, as well as on the inside of the tube. The thickness-profile showed a peak near the gas entrance to the tube furnace. The film was analyzed by X-ray photoelectron spectroscopy to contain lithium, phosphorus and oxygen.

EXAMPLE 10

ALD of Lithium Phosphate

Example 9 was repeated with the change that the materials were introduced in alternating pulses spaced 5 seconds apart in time. A similar lithium phosphate film was deposited, except that the thickness was nearly constant throughout the deposition zone.

25

COMPARATIVE EXAMPLE 1

Control Deposition with Only tris(tert-butoxy)silanol

Example 1 was repeated using only the silicon precursor and no zirconium precursor. No film was deposited.

COMPARATIVE EXAMPLE 2

Control Deposition with Only tetrakis(ethylmethylamido)zirconium

Example 1 was repeated using only the zirconium precursor and no silicon precursor. No film was deposited.

COMPARATIVE EXAMPLE 3

Control Deposition with Only tetrakis(ethylmethylamido)hafnium

Example 3 was repeated using only the hafnium precursor and no silicon precursor. No film was deposited.

COMPARATIVE EXAMPLE 4

Control Deposition with Only tris(tert-butyl(trimethylsilyl)amido)yttrium

Example 5 was repeated using only the yttrium precursor and no silicon precursor. No film was deposited.

COMPARATIVE EXAMPLE 5

Control Deposition with Only tris(bis(trimethylsilyl)amido)lanthanum

Example 7 was repeated using only the lanthanum precursor and no silicon precursor. No film was deposited.

COMPARATIVE EXAMPLE 6

Control Deposition with Only diisopropylphosphate

Example 9 was repeated using only the phosphorus precursor and no lithium precursor. No film was deposited.

COMPARATIVE EXAMPLE 7

Control Deposition with Only lithium bis(ethyltrimethylsilyl)amide

Example 9 was repeated using only the lithium precursor and no phosphorus precursor. No film was deposited.

EXAMPLE 11

ADL Formation of Metal Silicates and Phosphates

The ALD examples 2, 4, 6, 8 and 10 were repeated using automobile fuel injectors (Ford model CM-4722 F13Z-9F593-A) to deliver pulses of the solutions of precursors into the nitrogen carrier gas. About 0.05 ml of solution was delivered each time that a valve was opened for about 50 milliseconds. Similar results were obtained.

The ALD examples 2, 4, 6, 8 and 10 were repeated using a 6-port sampling valves (Valco model EP4C6WEPH, Valco Instruments, Houston, Tex.) normally used for injecting

26

samples into gas chromatographs to deliver pulses of tetrade-cane solutions into the nitrogen carrier gas. External sample loops having volumes of 50 microliters were used. Each time that a valve was opened, about 50 microliters of solution flowed into a 1/16" O. D., 0.040" I. D. nickel tube in which the solution was vaporized by heat from hot oil flowing over the outside of the tube. Nitrogen carrier gas moved the vapor from the small tube into the ALD reactor tube. Similar results were obtained.

In another series of examples, pulses of those precursors that are liquids at room temperature were delivered for ALD experiments similar to examples 2, 4, 6, 8 and 10 using 4-port sampling valves with small (0.5 microliter) internal sampling loops (Valco model EH2C14WE.5PH, Valco Instruments, Houston, Tex.). Each time that a valve was opened, about 0.5 microliters of liquid flowed into a 1/16" O. D., 0.040" I. D. nickel tube in which the liquid was vaporized by heat from hot oil flowing over the outside of the tube. Nitrogen carrier gas moved the vapor from the small tube into the ALD reactor tube. Similar results were obtained.

EXAMPLE 12

ALD of Hafnium Oxide

A hafnium oxide layer was deposited using the apparatus of FIG. 1. Doses of 0.5×10^{-9} moles/cm² of tetrakis(dimethylamido)hafnium vapor and 4×10^{-9} moles/cm² of water vapor were injected alternately every 5 seconds into a deposition chamber held at 250° C. The chamber was also fed a continuous flow of nitrogen carrier gas sufficient to maintain a pressure of 0.15 Torr. The deposition chamber had a cross-sectional area of 2.3 square centimeters in the plane perpendicular to the direction of gas flow through the chamber. The outlet of the deposition chamber was attached to a vacuum pump with capacity (195 liters/minute) sufficient to pump a volume equal to the deposition chamber in about 0.012 seconds.

As a result of these reaction conditions, a transparent, electrically insulating hafnium oxide film was deposited on substrates in the deposition chamber and onto its inner walls. Its composition was determined to be HfO₂ by Rutherford backscattering spectroscopy (RBS) of a film on a glassy carbon substrate. No carbon or nitrogen was detected (<1 atomic percent). By ellipsometry, its thickness was determined to be 0.1 nanometer/cycle and its refractive index 2.05. Combining data from RBS and ellipsometry yielded a density of about 9. The thickness was constant over the whole deposition region, to within the estimated measurement error of about 1%. Small-angle X-ray reflectivity measurements confirmed the thickness and gave a density of 9.23 g/cm³. X-ray reflectivity also showed that the films are very smooth, with root mean square surface roughness about 0.4 nm for a film 43 nm thick. Scanning electron microscopy showed that films grown at 150° C. are even smoother than the ones grown at 250° C.

Repeating Example 12 with higher doses of either reactant did not increase the film thickness or change its properties. These results show that the surface reactions are self-limiting. This conclusion was confirmed by placing inside the deposition chamber 110 a quartz crystal micro-balance (not shown), which showed that the amount of mass deposited first increased and then reached a plateau as the size of each dose was increased. As a result of these self-limiting surface reactions, uniform films could be deposited inside holes with ratios of length to diameter over 50. Uniformity of thickness inside these holes was improved by increasing the dose to 10 times the minimum required for saturation of the reactions on

27

a flat surface without the holes. Reducing the capacity (speed) of the vacuum pump also helps to improve the step coverage by reducing the linear velocity of the vapors through the deposition chamber, thereby increasing the time during which the vapors can diffuse down the holes, i.e. increasing the flux (Langmuirs of exposure). FIG. 3 shows a scanning micrograph of holes coated with hafnium oxide, cleaved to reveal their highly uniform thickness. The hafnium oxide layer is the bright line outlining each of the narrow vertical holes in the silicon, which appears as a dark background. At the top of the micrograph is the upper surface of the silicon from which the holes were etched prior to the deposition of the hafnium oxide.

Repeating Example 12 with substrate temperatures in the range from 100° C. to 300° C. gave similar results. At temperatures above 300° C., the thickness increased with increasing the dose of tetrakis(dimethylamido)hafnium. This shows that the surface reaction is not self-limiting at temperatures above 300° C., due to thermal decomposition of tetrakis(dimethylamido)hafnium.

EXAMPLE 13

ALD of Zirconium Oxide

Example 12 was repeated with tetrakis(dimethylamido)zirconium in place of tetrakis(dimethylamido)hafnium. Films of zirconium dioxide with similar properties were deposited.

EXAMPLE 14

ALD of Hafnium Oxide

Example 12 was repeated with tert-butanol vapor in place of water vapor. Films of hafnium dioxide with similar properties were deposited.

EXAMPLE 15

ALD of Tantalum Oxide

Example 12 was repeated with ethylimidotris(diethylamido)tantalum vapor in place of tetrakis(dimethylamido)hafnium vapor. Transparent films of Ta₂O₅ were deposited. They have a refractive index of 2.2, and a thickness of about 0.06 nm per cycle.

EXAMPLE 16

ALD of Aluminum Phosphate

ALD was carried out using alternating doses of 3×10⁻⁹ moles/cm of the vapors of trimethylaluminum and diisopropylphosphate at a substrate temperature of 400° C. Transparent aluminum phosphate films with approximate composition Al₂P₄O₁₃ were deposited at a rate of 0.1 nm per cycle. They had a refractive index of about 1.5.

EXAMPLE 17

ALD of Aluminum Silicate

ALD was carried out using alternating doses of 3×10⁻⁹ moles/cm² of trimethylaluminum vapor and 1.2×10⁻⁸ moles/cm² of tris(tert-butoxy)silanol vapor at a substrate temperature of 300° C. Transparent aluminum silicate films with

28

approximate composition Al₂Si₈O₁₉ were deposited at a remarkably high rate of 1 nm per cycle. They had a refractive index of about 1.48. The surfaces of the films are very smooth; atomic force microscopy determined a root mean square roughness of less than 0.8 nm for an aluminum silicate film 150 nm thick. The tensile stress in a film 2 micrometers thick on a silica substrate was measured to be about 0.2 giga-Pascals. A similar film deposited on single-crystalline silicon showed a smaller tensile stress of 0.03 giga-Pascals. A film 6 microns thick showed cracks and delamination because of the tensile stress.

This tensile stress can be reduced, eliminated, or even reversed to compressive stress by plasma treatment. The deposition is temporarily halted after a thin layer (such as 5 to 10 nm) has been deposited, a radio-frequency plasma (in a low-pressure gas such as O₂+argon) is applied, and then the plasma power is stopped and the deposition is resumed. Multiple cycles of deposition and plasma treatment may be used to build up thicker layers with tensile or compressive stress values adjusted to the requirements of particular applications, particularly those requiring thicker films.

EXAMPLE 18

ALD of Aluminum Silicate

ALD was carried out using alternating doses of 3×10⁻⁹ moles/cm² of trimethylaluminum vapor and 3×10⁻⁸ moles/cm² of tris(tert-butoxy)silanol vapor at a substrate temperature 200° C. Transparent aluminum silicate films with approximate composition Al₂Si₁₆O₃₅ were deposited at a remarkably high rate of 2 nm per cycle. They had a refractive index of about 1.47.

EXAMPLE 19

ALD of Aluminum Silicate

ALD was carried out with alternating doses of 3×10⁻⁹ moles/cm² of tris(dimethylamino)aluminum vapor and 3×10⁻⁸ moles/cm² of tris(tert-butoxy)silanol vapor at a substrate temperature 250° C. An aluminum silicate film was formed with thickness 0.1 nm/cycle and a refractive index of about 1.46.

EXAMPLE 20

ALD of Aluminum Silicate

Example 19 was repeated with tris(tert-pentyloxy)silanol vapor in place of the tris(tert-butoxy)silanol vapor. Similar results were obtained.

EXAMPLE 21

ALD of Aluminum Silicate

Example 19 was repeated with a dose of water vapor between the doses of tris(dimethylamino)aluminum vapor and tris(tert-butoxy)silanol vapor. A similar film was obtained with very uniform thickness of 0.1 nm/cycle (±1%) along the direction of gas flow.

EXAMPLE 22

ALD of Lanthanum Silicate

Example 12 was repeated with tris(bis(trimethylsilyl)amido)lanthanum vapor in-place of tetrakis(dimethylamido)

29

hafnium vapor and with the apparatus of FIG. 2, used as described herein above. Transparent oxide films with a La:Si ratio of about 2 were formed on substrates at a substrate temperature of 250°C. No carbon or nitrogen was detected in the films. They have a refractive index of 1.7, and a thickness of about 0.1 nm per cycle.

EXAMPLE 23

ALD of Lanthanum Oxide

ALD can be carried out with alternating doses of tris(2,2,6,6-tetramethylpiperidido)lanthanum vapor using the apparatus of FIG. 2 and water vapor to form lanthanum oxide films.

EXAMPLE 24

ALD of Silicon Dioxide

ALD can be carried out with alternating doses of tetraisocyanatosilane vapor and tris(tert-butoxy)silanol vapor to form silicon dioxide films. Larger fluxes of exposure ($>10^{-7}$ Langmuirs) are required for these less reactive precursors.

Those skilled in the art will recognize or be able to ascertain using no more than routine experimentation, many equivalents to the specific embodiments of the invention

30

described specifically herein. Such equivalents are intended to be encompassed in the scope of the following claims.

What is claimed is:

1. A reagent for use in a thin film deposition process, the reagent comprising $\text{Hf}(\text{NEtMe})_4$.
2. The reagent of claim 1, wherein the process is chemical vapor deposition.
3. The reagent of claim 1, wherein the process is atomic layer deposition.
4. A liquid having the formula $\text{Hf}(\text{NEtMe})_4$.
5. A compound having the formula $\text{Hf}(\text{NEtMe})_4$.
6. A reagent for use in a thin film deposition process, the reagent comprising $\text{W}(\text{N}^i\text{Bu})_2(\text{NMeR})_2$ where R is one of Me and Et.
7. The reagent of claim 6, wherein the process is chemical vapor deposition.
8. The reagent of claim 6, wherein the process is atomic layer deposition.
9. The reagent of claim 8, wherein the process includes exposing the reagent as a vapor to an exposed substrate.
10. A liquid having the formula $\text{W}(\text{N}^i\text{Bu})_2(\text{NMeR})_2$ where R is one of Me and Et.
11. A compound having the formula $\text{W}(\text{N}^i\text{Bu})_2(\text{NMeR})_2$ where R is one of Me and Et.

* * * * *