

Inhaled Salmeterol/Fluticasone Propionate Combination

A Review of its Use in Persistent Asthma

Anthony Markham and Blair Jarvis

Adis International Limited, Auckland, New Zealand

Various sections of the manuscript reviewed by:

M. Aubier, Unité de Pneumologie, Hospital Bichat, Paris, France; *E. Bateman*, Respiratory Clinic, Groote Schuur Hospital and University of Cape Town, Cape Town, South Africa; *W.E. Berger*, Southern California Research Center, Mission Viejo, California, USA; *M. Britton*, St Peters Hospital, Chertsey, Surrey, England; *R. Dahl*, Department of Respiratory Diseases, Aarhus University Hospital, Aarhus C, Denmark.

Data Selection

Sources: Medical literature published in any language since 1966 on Salmeterol/Fluticasone-propionate, identified using Medline and EMBASE, supplemented by AdisBase (a proprietary database of Adis International, Auckland, New Zealand). Additional references were identified from the reference lists of published articles. Bibliographical information, including contributory unpublished data, was also requested from the company developing the drug.

Search strategy: Medline search terms were 'Salmeterol Fluticasone'. EMBASE search terms were 'Salmeterol Fluticasone'. AdisBase search terms were 'Salmeterol/Fluticasone-propionate'. Searches were last updated 9 Oct 2000.

Selection: Studies in patients with persistent asthma who received combined salmeterol/fluticasone propionate. Inclusion of studies was based mainly on the methods section of the trials. When available, large, well controlled trials with appropriate statistical methodology were preferred. Relevant pharmacodynamic and pharmacokinetic data are also included.

Index terms: asthma, fluticasone propionate, salmeterol, salmeterol/fluticasone propionate, pharmacodynamics, pharmacokinetics, therapeutic use.

Contents

Summary	1208
1. Introduction	1212
2. Pharmacological Properties	1213
2.1 Pharmacodynamic Properties	1213
2.2 Pharmacokinetic Properties	1214
3. Therapeutic Efficacy of Combined Salmeterol/Fluticasone Propionate In Patients with Persistent Asthma	1215
3.1 Compared with Concurrent Salmeterol and Fluticasone Propionate	1215
3.1.1 Effects on Lung Function	1216
3.1.2 Effects on Asthma Symptoms	1217
3.1.3 In Children Aged 4 to 11 Years	1217
3.2 Dry Powder Inhaler versus Metered Dose Inhaler	1217
3.3 Compared with Salmeterol or Fluticasone Propionate Alone	1218
3.3.1 In Patients Previously Treated with Inhaled Corticosteroids or Salmeterol	1218
3.3.2 In Patients Previously Treated with As-Needed β_2 -Agonists Alone	1222
3.4 Compared with Budesonide or Concurrent Budesonide plus Formoterol	1222
3.5 Compared with Montelukast plus Fluticasone Propionate	1223

3.5.1	Effects on Lung Function	1224
3.5.2	Effects on Asthma Symptoms	1224
4.	Pharmacoeconomic Considerations	1225
4.1	Compared with Fluticasone Propionate	1225
4.1.1	Total Direct Healthcare Costs	1225
4.1.2	Incremental Cost Effectiveness Ratios	1225
4.2	Compared with Budesonide	1227
5.	Tolerability	1227
5.1	Combined Salmeterol/Fluticasone Propionate	1227
5.2	Salmeterol	1228
5.3	Fluticasone Propionate	1228
6.	Dosage and Administration	1228
7.	Place of Combined Salmeterol/Fluticasone Propionate in the Management of Asthma	1229

Summary

Abstract

The long-acting β_2 -agonist salmeterol and the corticosteroid fluticasone propionate are available as a combination inhalation device for the treatment of persistent asthma.

Well designed studies in adults, adolescents and children aged ≥ 4 years, demonstrate that combined salmeterol/fluticasone propionate 50/100, 50/250 and 50/500 μ g administered via a dry powder inhaler (DPI) is clinically equivalent to concurrent delivery of the same dosages of the 2 drugs via separate DPIs.

In adults and adolescents, combined salmeterol/fluticasone 50/100 and 50/250 μ g twice daily produced rapid improvements in lung function that were consistently greater than those in patients receiving monotherapy twice daily salmeterol 50 μ g, fluticasone propionate 100 or 250 μ g or placebo in 2 well designed studies. Recipients of the combination had a significantly greater probability of completing 12 weeks of treatment than patients receiving monotherapy or placebo. The combination also produced significant improvements between baseline and end-point in all secondary outcome variables (morning and evening peak expiratory flow, daytime symptom scores, days and nights without asthma symptoms and requirements for as-needed β -agonists) and health-related quality of life (QOL). Combination therapy was superior to monotherapy with salmeterol and placebo for all outcomes in both studies, and was superior to fluticasone propionate 100 μ g for all but 1 outcome (nights without awakenings) in 1 study. Similar results were obtained in patients who had previously been using short acting β_2 -agonists alone.

Combined twice daily salmeterol/fluticasone propionate 50/100 and 50/250 μ g produced greater improvements in lung function than inhaled budesonide at higher dosages than fluticasone propionate in the combination.

Combined salmeterol/fluticasone propionate 50/250 μ g produced similar improvements in lung function to concurrent budesonide 800 μ g plus formoterol 12 μ g when given twice daily for 12 weeks. In another 12-week trial, combined salmeterol/fluticasone propionate 50/100 μ g was more effective than oral montelukast 10 mg/day plus fluticasone propionate 100 μ g twice daily in patients with suboptimally controlled asthma.

Salmeterol/fluticasone is more cost effective than monotherapy with fluticasone propionate or budesonide.

The most frequent adverse events associated with salmeterol/fluticasone propionate are headache, throat irritation, hoarseness and candidiasis.

Conclusion: Combined salmeterol/fluticasone propionate is as effective as the 2 drugs given concurrently via separate inhalers and significantly more effective than either drug given alone at the same nominal dosage. The combination is also significantly more effective than montelukast plus fluticasone propionate or monotherapy with inhaled budesonide. Furthermore, the combination is more cost effective than inhaled corticosteroid monotherapy.

Pharmacodynamic Properties

Salmeterol, a long-acting inhaled β_2 -agonist bronchodilator, protects against bronchoconstriction and may have some anti-inflammatory properties.

The inhaled corticosteroid fluticasone propionate inhibits eosinophil activation and the subsequent release of inflammatory mediators and may also reduce bronchial hyperresponsiveness in patients with asthma.

The systemic pharmacodynamic effects of salmeterol and fluticasone propionate administered together are similar to those observed when the drugs are given alone or concurrently. No evidence of interaction between the 2 drugs was observed in single and multiple dose studies of the effects of fluticasone propionate on 24-hour urinary cortisol excretion versus equivalent doses of fluticasone propionate alone. When salmeterol/fluticasone propionate 50/100 μ g was compared with placebo, no significant effect on 24-hour urinary cortisol excretion was detected.

Similarly, in a cumulative dose study comparing the combination with equivalent doses of salmeterol alone, most pharmacodynamic responses to salmeterol were unaffected by the presence of fluticasone propionate.

In children aged 4 to 11 years who had previously been treated with inhaled corticosteroids, geometric mean morning serum cortisol levels increased during 12 weeks of twice daily treatment with salmeterol plus fluticasone propionate 50/100 μ g. However, no significant differences in the frequency of abnormal plasma cortisol values were detected in adults with persistent asthma during treatment with combined salmeterol/fluticasone propionate 50/250 μ g twice daily, either drug alone or placebo in a multicentre randomised double-blind study.

Pharmacokinetic Properties

Salmeterol is not detectable in plasma after administration by inhalation and there is no evidence that concomitant administration of fluticasone propionate alters the systemic availability of salmeterol.

Studies comparing fluticasone propionate monotherapy with each strength of salmeterol/fluticasone propionate suggest that the systemic availability of fluticasone propionate is not increased when salmeterol is given concomitantly.

Both salmeterol and fluticasone propionate are metabolised by cytochrome P450 3A4. Renal clearance accounts for <0.02% of the total clearance of fluticasone propionate and for <5% of salmeterol.

Therapeutic Efficacy

The therapeutic efficacy of combined salmeterol and fluticasone propionate in patients with persistent asthma has been established in large multicentre randomised double-blind parallel-group studies. With the exception of 1 study that enrolled patients with a history of recent salmeterol treatment alone, and 1 trial that recruited patients who had used short acting β_2 -agonists only, eligible patients in all studies had symptomatic asthma despite ongoing treatment with inhaled corticosteroids. The dose of salmeterol (50 μ g/actuation) was constant in all studies regardless of whether patients received the drug alone, or in combination or concurrently with fluticasone propionate. The dose of fluticasone

propionate varied (100, 250 or 500 µg/actuation). All inhaled products in these studies were administered as 1 actuation twice daily.

Studies in adults and adolescents aged ≥ 12 years and in children aged 4 to 11 years, have demonstrated the clinical efficacy of combined delivery of salmeterol/fluticasone propionate 50/100, 50/250 and 50/500 µg twice daily via the Diskus dry powder inhaler (DPI) to be equivalent to that of concurrent delivery of the same dosages of the 2 drugs via separate Diskus DPIs as assessed by lung function and asthma symptom scores.

Combined salmeterol/fluticasone propionate has recently been formulated as a chlorofluorocarbon (CFC)-free pressurised metered dose inhaler (MDI). Two studies have demonstrated equivalency of this formulation with the Diskus DPI. Improvements in mean morning peak expiratory flow (PEF) were similar after 12 weeks of treatment with combined salmeterol/fluticasone propionate 50/100 or 50/500 delivered via the DPI or MDI.

The efficacy of combined salmeterol/fluticasone propionate was subsequently compared with that of the individual components in 3 well designed US studies which enrolled adults and adolescents aged ≥ 12 years. Combined salmeterol/fluticasone 50/100 or 50/250 µg produced rapid and consistent improvements in lung function that were maintained throughout two 12-week studies in patients previously treated with inhaled corticosteroids or salmeterol. The combination had a significantly faster onset of effect on day 1 of the studies than placebo or fluticasone propionate. Improvements in forced expiratory volume in 1 second (FEV₁) between baseline and end-point were consistent between studies and were significantly greater in those treated twice daily with combined salmeterol/fluticasone propionate 50/100 µg or 50/250 µg than either salmeterol 50 µg or fluticasone propionate 100 or 250 µg. Improvements in FEV₁ were similar regardless of baseline corticosteroid therapy or whether patients were using inhaled corticosteroids or salmeterol alone prior to enrolment.

The probability of being withdrawn from either study because of asthma exacerbations was significantly lower in patients randomised to combination therapy ($\leq 4\%$) than in each of the other groups. Placebo recipients had the highest rates of withdrawal for worsening asthma ($\geq 49\%$) followed by salmeterol-treated patients ($\geq 35\%$).

Treatment with combined salmeterol/fluticasone propionate produced significant improvements between baseline and end-point in all secondary outcome variables (morning and evening PEF), daytime symptom scores, days and nights without asthma symptoms and requirements for as-needed β -agonists) and health-related quality of life (QOL). Combination therapy was superior to monotherapy with salmeterol and placebo for all outcomes in both studies, and was superior to fluticasone propionate for all but 1 outcome (nights without awakenings) in the study that used the lower dosage (50/100 µg). Clinically significant differences in total Asthma Quality of Life Questionnaire (AQLQ) scores (≥ 0.5 units), were obtained in patients treated with the combination compared with placebo (1.3 units) and salmeterol 50 µg (≥ 1 units) but not fluticasone propionate 100 or 250 µg.

Similar results were obtained in patients who had previously been using short acting β_2 -agonists alone. Recipients of combined salmeterol/fluticasone propionate 50/100 µg experienced significantly greater improvements in the area under the FEV₁ curve (AUC_{0-12h} FEV₁), mean morning and evening PEF, and FEV₁ than did patients treated with salmeterol or fluticasone propionate alone after 12 weeks of treatment.

A further series of randomised double-blind parallel-group studies have compared

combined salmeterol/fluticasone propionate with inhaled budesonide or concurrent budesonide plus formoterol. Salmeterol/fluticasone propionate 50/250µg had a rapid onset of action, such that, throughout the first week of treatment with the combination, mean morning PEF was significantly greater and the proportion of patients with no symptoms or no need for as-needed β_2 -agonists was significantly lower than in patients randomised to inhaled budesonide 800µg twice daily. These trends were maintained throughout the 24-week study. The combination also produced improvements in QOL scores that were clinically significant compared with baseline and statistically significant compared with scores in budesonide recipients after 24 weeks.

Improvements in mean morning and evening PEF were significantly greater among patients with persistent asthma randomised to combined salmeterol/fluticasone propionate 50/100µg twice daily than budesonide 400µg twice daily in a further 12-week study.

Similar improvements in lung function were obtained with combined salmeterol/fluticasone propionate 50/250µg and concurrent budesonide 800µg plus formoterol 12µg twice daily in a 12-week randomised double-blind multi-centre study.

Combined salmeterol/fluticasone propionate 50/100µg was more effective than the addition of oral montelukast 10 mg/day to fluticasone propionate 100µg twice daily in patients aged ≥ 15 years with suboptimally controlled asthma according to the results of a 12-week study. Mean morning PEF, the primary efficacy variable in the study, was significantly greater among patients treated with the combination on each day during the first week of treatment and in each week of the study thereafter. Similar trends were evident for improvements in mean evening PEF, clinic FEV₁, and reductions in as-needed β_2 -agonist usage, all of which were significantly greater in patients treated with combined salmeterol/fluticasone propionate than montelukast plus fluticasone propionate. Asthma exacerbations also occurred in significantly fewer patients treated with the combination than montelukast plus fluticasone propionate (2 vs 6%). The mean change in total Daytime Asthma Symptom Scores was similar in patients in both treatment groups.

Pharmacoeconomic Considerations

Data from 3 studies comparing salmeterol/fluticasone propionate and fluticasone propionate have been subjected to cost-effectiveness analyses from the perspective of the Swedish healthcare system [valued in Swedish Kronor (SEK 1998)].

In all 3 studies, the total costs of asthma management were higher in the salmeterol/fluticasone propionate group than in the corresponding fluticasone propionate group. However, the cost per successfully-treated week was lower for salmeterol/fluticasone propionate across all 3 studies. The incremental cost effectiveness ratios varied from SEK12.6 (SUS1.53) per additional successfully-treated week with salmeterol/fluticasone propionate 50/250µg to SEK192.1 (SUS23.31) per additional successfully-treated week with salmeterol/fluticasone propionate 50/500µg.

A 24-week study comparing salmeterol/fluticasone propionate with budesonide has been subjected to cost-effectiveness analyses from Swedish, German and UK perspectives. Each analysis found salmeterol/fluticasone propionate to be more cost-effective than budesonide despite higher acquisition costs for the combination.

Tolerability

As salmeterol/fluticasone propionate is a combination of 2 drugs, the type and severity of adverse events associated with each component drug may be expected

in patients receiving the combination product. There is no evidence, however, of additional adverse events following concurrent administration of the 2 drugs.

According to overall analysis of tolerability data from well designed studies the most frequent adverse events associated with salmeterol/fluticasone propionate are headache (incidence 2 to 5%), throat irritation (1 to 4%), hoarseness ($\leq 4\%$) and oral candidiasis (1 to 4%).

The overall frequency of adverse events was similar between treatment groups in a comparative study in which patients received combined salmeterol/fluticasone propionate 50/250 μg or budesonide 800 μg twice daily for 24 weeks.

Withdrawal rates among patients treated with combined salmeterol/fluticasone propionate ranged from 0 to 10% and were similar to those in other treatment groups in the various studies.

Dosage and Administration

In the US, combined salmeterol/fluticasone propionate is indicated for long term maintenance treatment of asthma in patients aged ≥ 12 years. The recommended starting dosage is based on patients' current asthma therapy. Twice daily salmeterol/fluticasone propionate 100/50 μg via DPI is the recommended initial dosage in patients not currently receiving inhaled corticosteroids.

In the UK, combined salmeterol/fluticasone propionate is indicated in the treatment of asthma where use of the combination of a long-acting inhaled β_2 -agonist and inhaled corticosteroid is appropriate. This corresponds to 'Step 3' in the British Guidelines on Asthma Management.

The recommended dosages of salmeterol/fluticasone propionate in patients aged ≥ 12 years is 1 inhalation twice daily of the DPI (each inhalation contains 50 μg salmeterol and either 100, 250 or 500 μg fluticasone propionate) or 2 inhalations twice daily of the MDI (each inhalation contains salmeterol/fluticasone propionate 25/50 μg , 25/125 μg , or 25/250 μg). The dosage of fluticasone propionate should be selected according to the severity of asthma in individual patients. In children aged < 12 and ≥ 4 years, the recommended dosage is 1 inhalation twice daily of the lowest strength of the DPI (salmeterol/fluticasone propionate 50/100 μg). No data are available regarding use of salmeterol/fluticasone propionate in children aged < 4 years.

Salmeterol/fluticasone propionate should not be used to treat acute asthma symptoms for which a short acting β_2 -agonist bronchodilator is required. Patients should be advised to have their relief medication available at all times.

No dosage adjustment is required in the elderly or in patients with renal impairment. Patients with hepatic disease should be closely monitored during treatment with the combination.

1. Introduction

The long-acting inhaled β_2 -agonist salmeterol and the inhaled corticosteroid fluticasone propionate target different aspects of the disease process of asthma and available evidence suggests that the 2 drugs produce complementary effects in patients with this condition. The precise mechanism(s) by

which salmeterol and fluticasone propionate interact to improve airway function remains unclear but potential mechanisms include:

- relief of residual bronchoconstriction during corticosteroid therapy;
- inhibition of endothelial cell contraction and resultant extravasation of plasma proteins by salmeterol;

- a protective effect of the corticosteroid against possible β -adrenoceptor downregulation.^[1-4]

Based on evidence of a complementary effect, and the fact that compliance with inhaled asthma medication is generally poor, salmeterol and fluticasone propionate have been combined in a single inhalation device. The combination is commercially available in the Diskus™ (or Accuhaler™) dry powder inhaler (DPI). The clinical characteristics of this device have been extensively reviewed elsewhere.^[5] A chlorofluorocarbon (CFC)-free pressurised metered dose inhaler (MDI), which uses HFA-134a as a propellant, has also been developed and is available in the UK.^[6,7]

The use of such a combination falls within current recommendations for the management of asthma which suggest the addition of a long-acting β_2 -agonist in patients in whom low to medium dosages of inhaled corticosteroids plus occasional as-needed use of short-acting β_2 -agonist bronchodilators do not provide satisfactory control of symptoms.^[8,9]

The salmeterol and fluticasone propionate combination product, hereafter referred to as salmeterol/fluticasone propionate, has been profiled in *Drugs* previously.^[10] The present review updates and expands on this previous article.

2. Pharmacological Properties

2.1 Pharmacodynamic Properties

The pharmacodynamic properties of both salmeterol and fluticasone propionate have previously been reviewed in *Drugs*, both alone^[11-14] and in combination.^[10] As such, only an overview is presented here.

As mentioned above, salmeterol is a long-acting β_2 -agonist. It has been shown to protect against histamine-, methacholine-, cold air- and sulphur dioxide-induced bronchoconstriction and exercise-induced asthma. The drug may also have some anti-inflammatory properties and can attenuate bronchial hyperresponsiveness in patients with asthma (reviewed by Adkins and McTavish^[14]).

Fluticasone propionate is an inhaled corticosteroid. The drug inhibits eosinophil activation and the subsequent release of inflammatory mediators. It also appears to reduce bronchial hyperresponsiveness in patients with asthma. However, as with all corticosteroids, the drug has the potential to suppress adrenal function and cause growth impairment in children (reviewed by Holliday et al.^[11]).

Both salmeterol and fluticasone propionate are highly lipophilic and have long durations of effect at their sites of action in the lung.^[1,15] The bronchodilatory effect of salmeterol persists for more than 12 hours as a result of high affinity binding to an exosite located within the β_2 -adrenoceptor (reviewed by Spencer and Jarvis^[10]). Fluticasone propionate has a similarly high affinity for the glucocorticoid receptor, and the half-life of the steroid-receptor complex is >10 hours.^[15]

The systemic pharmacodynamic effects of salmeterol and fluticasone propionate administered together are similar to those observed when the drugs are given alone or concurrently.^[10] No evidence of interaction between the 2 drugs was observed in single and multiple dose studies of the effects of fluticasone propionate on 24-hour urinary cortisol excretion versus equivalent doses of fluticasone propionate alone. Salmeterol/fluticasone propionate 50/100 μ g had no significant effect on 24-hour urinary cortisol excretion compared with placebo.^[10]

Similarly, in a cumulative dose study comparing a total of 8 doses of combined salmeterol/fluticasone propionate 50/500 μ g combination with equivalent doses of salmeterol alone, most pharmacodynamic responses to salmeterol (e.g. increased heart rate, electrocardiographic changes, decreased plasma potassium levels and increased blood glucose levels) were unaffected by the presence of fluticasone propionate.^[16]

Geometric mean morning serum cortisol levels increased during 12 weeks of treatment with salmeterol plus fluticasone propionate 50/100 μ g twice daily in children aged 4 to 11 years who had previously been treated with inhaled corticosteroids for persistent asthma (section 3.1).^[17] There

were no significant differences in serum cortisol levels, either at baseline or end-point, between patients randomised to combined administration of the 2 drugs via a single Diskus DPI or concurrent administration from 2 separate Diskus DPIs in this double-blind trial (fig. 1). Importantly, fewer patients had values outside the normal range after treatment than at baseline, although percentages were not provided in the paper.^[17]

No significant differences in the number of patients with abnormal morning plasma cortisol values or responses to stimulation with synthetic corticotropin were detected in adults with persistent asthma during treatment with combined salmeterol/fluticasone propionate 50/250 µg twice daily, either drug alone or placebo in a multicentre randomised double-blind study (section 3.3.1).^[18]

2.2 Pharmacokinetic Properties

Because the 2 drugs act locally in the lung, and because plasma concentrations of both salmeterol and fluticasone propionate are low or undetectable when administered by inhalation, few pharmacokinetic data are available. Pertinent pharmacokinetic data are reviewed below and readers are referred to previous reviews in *Drugs*^[11-14] for more detailed information on the pharmacokinetics of these 2 entities. No pharmacokinetic data are available from studies in humans pertaining to administration of combined salmeterol/fluticasone propionate.

Salmeterol is not detectable in plasma after administration by inhalation. Both single and multiple dose studies have produced no evidence that concomitant administration of fluticasone propionate causes any alteration in the systemic availability of salmeterol (reviewed by Spencer and Jarvis^[10]).

In healthy volunteers, 14.9% of a 1000 µg inhaled dose of fluticasone propionate, administered as a dry powder, was absorbed from the lungs.^[19] Concentrations of the drug in peripheral lung tissue are ≈100-fold greater than those in plasma, and fluticasone propionate could be detected in lung tissue and serum for 16.3 and 13.3 hours, respectively, after inhalation of a single 1000 µg dose in

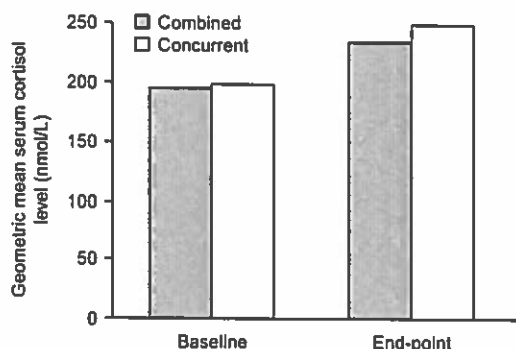


Fig. 1. Serum cortisol levels during treatment with salmeterol plus fluticasone propionate in children. Geometric mean serum cortisol levels at baseline and end-point in children aged 4 to 11 years with persistent asthma during 12 weeks of twice daily treatment with salmeterol 50 µg and fluticasone propionate 100 µg either combined in a single Diskus dry powder inhaler (n = 125) or administered concurrently in 2 separate Diskus inhalers (n = 132). Children had been receiving treatment with inhaled corticosteroids (beclomethasone dipropionate, budesonide or flunisolide 400 to 500 µg/day or fluticasone propionate 200 to 250 µg/day) for ≥4 weeks prior to enrolment in this multicentre randomised double-blind trial.^[17]

patients scheduled to undergo pneumonectomy or lobe resection.^[20]

Studies comparing fluticasone propionate monotherapy with each strength of salmeterol/fluticasone propionate suggest that the systemic availability of fluticasone propionate is not increased when salmeterol is given concomitantly.^[21]

Both salmeterol and fluticasone propionate are metabolised by cytochrome P450 (CYP) 3A4. Fluticasone propionate is rapidly cleared from the systemic circulation and the sole circulating metabolite, a 17β-carboxylic acid derivative, is not pharmacologically active. Renal clearance accounts for <0.02% of the total clearance of fluticasone propionate (reviewed by Jarvis and Faulds^[12]). Salmeterol is transformed to α-hydroxy-salmeterol, which is eliminated predominantly in the faeces. After oral administration of 1 mg [¹⁴C]salmeterol to 2 volunteers, 57.4% of administered radioactivity was recovered in the faeces and 23% in the urine; most was recovered between 24 and 72 hours

after administration. Unchanged salmeterol accounted for <5% of the excreted dose in the urine.

3. Therapeutic Efficacy of Combined Salmeterol/Fluticasone Propionate in Patients with Persistent Asthma

The therapeutic efficacy of combined salmeterol/fluticasone propionate in patients with all severities of persistent asthma has been established in large multicentre randomised double-blind parallel-group studies. A series of studies conducted in adults and adolescents aged ≥ 12 years,^[22-24] and 1 study in children aged 4 to 11 years,^[17] have demonstrated combined delivery of salmeterol/fluticasone propionate via the Diskus DPI to be clinically equivalent to concurrent delivery of the same dosages of the 2 drugs delivered via separate Diskus DPIs (section 3.1).

Combined salmeterol/fluticasone propionate has recently been formulated as a CFC-free MDI. Two studies have been designed to demonstrate equivalency of this formulation with the Diskus DPI. Preliminary findings of these studies, which are available as abstracts,^[25,26] are summarised in section 3.2.

The efficacy of combined salmeterol/fluticasone propionate was subsequently compared with that of the individual components in 3 well designed US studies which enrolled adults and adolescents aged ≥ 12 years (section 3.3).^[18,27,28]

A further series of randomised double-blind parallel-group studies have compared combined salmeterol/fluticasone propionate with inhaled budesonide alone,^[29-31] or administered concurrently with inhaled formoterol (section 3.4),^[32] and with oral montelukast plus fluticasone propionate (section 3.5).^[33] Two of these studies have not yet been published in full,^[30,31] but some data are available in abstracts.

With the exception of 1 study that enrolled some patients with a history of recent salmeterol treatment alone (section 3.3.1),^[27] and another trial, in which participants had previously used short acting β_2 -agonists only (section 3.3.2),^[28] eligible patients

in all studies had symptomatic asthma despite ongoing treatment with inhaled corticosteroids.

The dose of inhaled salmeterol (50 μ g/actuation) was constant in all studies regardless of whether patients received the drug alone, in combination or concurrently with fluticasone propionate. The dose of inhaled fluticasone propionate varied (100, 250 or 500 μ g/actuation). All inhaled products were administered as 1 actuation twice daily. With the exception of studies described in section 3.2^[25,26] and the study in section 3.3.2,^[28,34] which used CFC-free MDIs, all inhaled drugs were administered via the Diskus DPI.

Compliance with inhaled therapies was generally good in all studies that reported this parameter. Overall mean compliance rates, as measured with the dose counter on the Diskus device, ranged from 91 to 100% in the various treatment groups.^[17,18,22,23,27,33] No patients were withdrawn from 2 large US studies because of poor compliance with the study regimen.^[18,27] In other trials $\leq 2\%$ of patients were withdrawn because of non-compliance.^[22-24]

3.1 Compared with Concurrent Salmeterol and Fluticasone Propionate

The results of a series of well-designed 12-week studies in patients with mild to severe persistent asthma demonstrate that combined administration of salmeterol/fluticasone propionate via a single Diskus DPI is clinically equivalent to concurrent administration of the 2 drugs by separate Diskus DPIs.^[17,22-24] Patients eligible for these multicentre randomised double-blind parallel-group studies had symptomatic asthma and a peak expiratory flow (PEF) between 50 and 85% of the predicted value [measured 15 minutes after inhalation of salbutamol (albuterol) 400 μ g] despite ≥ 4 weeks treatment with inhaled corticosteroids (pretreatment dosage ranges are included in table 1). A combined day- and night-time asthma symptom score of ≥ 2 on 3 or more of the last 7 days of the 2-week run-in period was required in adults and adolescents.^[22-24] Children aged 4 to 11 years were eligible for inclusion if they had a combined day- and

Table I. Summary of multicentre randomised double-blind parallel-group studies in which patients with mild to severe persistent asthma (PEF = 50 to 85% predicted) received combined salmeterol/fluticasone propionate (S/FP) or concurrent salmeterol plus fluticasone propionate (S + FP) via separate inhalation devices for 12 weeks

Reference	Regimen ^a (no. of pts)	Mean PEF (am, pm; L/min) ^b		Mean FEV ₁ (L) [% predicted]		Median asthma symptom score of 0 (% of pts)			
		BL	change at end-point	BL	change at end-point	daytime		night-time	
						BL	end-point	BL	end-point
Adults and adolescents aged ≥12 years									
Aubier et al. ^{[22]c}	S/FP 50/500 (167)	359	↑35*, ↑29*	2.44 [73]	↑0.29	NR	NR	NR	NR
	S50 + FP500 (171)	345	↑33, ↑23	2.32 [73]	↑0.16	NR	NR	NR	NR
	FP500 (165)	351	↑15, ↑9	2.33 [73]	↑0.23	NR	NR	NR	NR
Bateman et al. ^{[23]c}	S/FP 50/100 (121)	368, 381	↑42, ↑36	2.42 [75]	↑0.23 ^d	17	60	42	85
	S50 + FP100 (123)	365, 376	↑33, ↑30	2.33 [76]	↑0.26 ^d	15	64	37	89
Chapman et al. ^{[24]c}	S/FP 50/250 (180)	398, 415	↑43, ↑35	2.51 [75]	↑0.26*	1	35	34	62
	S50 + FP250 (191)	391, 415	↑36, ↑25	2.55 [77]	↑0.24*	2	32	30	53
Children aged 4 to 11 years									
Van den Berg et al. ^{[17]c}	S/FP 50/100 (125)	226 ^d	↑33, ↑29	1.53 [86]	↑0.21	24	61	49	78
	S50 + FP100 (132)	231 ^d	↑28, ↑25	1.57 [84]	↑0.13	20	59	51	76

a Drug dose in µg. Inhaled twice daily from a Diskus dry powder inhaler.

b If only 1 value is provided, it is the morning value.

c All patients had been receiving inhaled corticosteroids for ≥4 weeks at baseline: 1500 to 2000 µg/day of BDP or BUD or 750 to 1000 µg/day of FP in the study by Aubier et al.^[22] 400 to 500 µg/day of BDP or BUD or 200 to 250 µg/day of FP in the study by Bateman et al.^[23] 800 to 1200 µg/day of BDP or BUD or 400 to 600 µg/day of FP in the study by Chapman et al.^[24] 400 to 500 µg/day of BDP, BUD or FLN or 200 to 250 µg/day of FP in the study by Van den Berg et al.^[17]

d Values estimated from a graph.

e FEV₁ was determined after 28 weeks of treatment.

am = morning; BDP = beclomethasone dipropionate; BL = baseline; BUD = budesonide; FEV₁ = forced expiratory volume in 1 second; FLN = flunisolide; NR = not reported; PEF = peak expiratory flow; pm = evening; pts = patients; ↑ indicates increase; * p < 0.001 vs FP.

night-time score of 1 or more on ≥4 of the last 7 days during the run-in phase.^[17] Exclusion criteria included treatment with a long-acting β_2 -agonist within the previous 4 weeks or treatment with systemic corticosteroids within the preceding 12 weeks.^[17,23,24]

3.1.1 Effects on Lung Function

Compared with baseline values, lung function improved in patients treated with combined or concurrent salmeterol and fluticasone propionate for 12 weeks. No significant differences in mean

morning PEF, the primary efficacy variable, mean evening PEF or forced expiratory volume in 1 second (FEV₁) were detected in adults or adolescents randomised to combined or concurrent therapy with salmeterol and fluticasone propionate 50/100,^[23] 50/250^[24] or 50/500µg^[22] twice daily (table I).

Significantly greater improvements in mean morning PEF were obtained in patients receiving combined salmeterol/fluticasone propionate 50/500µg twice daily than monotherapy with fluticasone propionate 500µg twice daily (table I, p < 0.001).^[22]

3.1.2 Effects on Asthma Symptoms

Asthma symptoms generally improved during 12 weeks of treatment with combined or concurrent salmeterol plus fluticasone propionate.

Among adults or adolescents treated with salmeterol plus fluticasone propionate 50/100µg twice daily, the proportion of patients with a median daytime symptom score of 0 increased from ≤17% during the run-in period to ≥60% during 12 weeks of combined or concurrent treatment.^[23] The results of the study which evaluated salmeterol/fluticasone propionate 50/250µg twice daily were consistent with these findings.^[24] Baseline values were somewhat lower (≤2%) but, again, substantial increases in the proportion of patients with median daytime symptom scores of 0 (≥32%) occurred during combined and concurrent treatment (table I).

Similar trends were evident in the proportion of patients in whom ≥75% of days or nights were symptom free. During the run-in period, ≤3% of patients had ≥75% symptom-free days.^[23,24] These proportions increased to ≥40% and ≥15% of patients during 12 weeks of treatment with salmeterol/fluticasone propionate 50/100^[23] or 50/250µg.^[24] Likewise the proportion of patients with ≥75% symptom-free nights increased from 10 to 20% during the run-in period to 42 to 57% during treatment. Importantly, there were no significant differences between patients randomised to combined or concurrent treatment in either study.^[23,24]

During 12 weeks of treatment with salmeterol/fluticasone 50/500µg twice daily the mean percentage of days (39%) and nights (≥56%) with no symptoms, and days (≥46%) and nights (≥66%) with no need for as-needed bronchodilators was similar in patients randomised to combined or concurrent therapy.^[22]

3.1.3 In Children Aged 4 to 11 Years

Treatment with salmeterol plus fluticasone propionate improved lung function and reduced asthma symptoms in children aged 4 to 11 years who were previously being treated with inhaled corticosteroids (table I). Analogous to results obtained in adults and adolescents aged ≥12 years

(sections 3.1.1, 3.1.2), the degree of improvement was similar in children randomised to combined or concurrent treatment.^[17] After 12 weeks of combined or concurrent treatment with salmeterol/fluticasone propionate 50/100µg twice daily, mean morning PEF had increased by approximately 30 L/min and the proportion of patients who had median daytime symptom scores of 0 increased approximately 2.5- to 3-fold (table I). The median percentage of symptom-free days, symptom-free nights and rescue-medication-free days also increased to a similar extent during combined or concurrent treatment.^[17]

3.2 Dry Powder Inhaler versus Metered Dose Inhaler

Most comparative studies involving combined salmeterol/fluticasone propionate used the Diskus DPI (sections 3.1, 3.3.1, 3.4, 3.5). However, the combination has been formulated as a CFC-free MDI and equivalency between the 2 delivery devices has been demonstrated in 2 multicentre randomised double-blind parallel-group studies (reported as abstracts).^[25,26] Adults and adolescents enrolled in these studies had symptomatic mild to severe persistent asthma (FEV_1 = 50 to 100% predicted) despite ongoing treatment with inhaled corticosteroids. Improvements in mean morning PEF were similar after 12 weeks of treatment with combined salmeterol/fluticasone propionate 50/100^[25] or 50/500^[26] delivered via the DPI or MDI (table II).

Consistent with the findings of another study that used the CFC-free MDI (section 3.3.2)^[28,34] and with several trials that used the Diskus DPI (section 3.1 and 3.3.1),^[18,22,27] combined salmeterol/fluticasone propionate via MDI, but not DPI, produced significantly greater improvements in mean morning PEF than fluticasone propionate alone (table II).^[25,26]

Table II. Summary of multicentre randomised double-blind parallel-group trials in which adults and adolescents aged ≥ 11 years with mild to severe persistent asthma ($FEV_1 = 50$ to 100% predicted) received combined salmeterol/fluticasone propionate S/FP administered by either a Diskus dry powder inhaler (DPI) or a chlorofluorocarbon-free metered dose inhaler (MDI) for 12 weeks

Reference	Treatment ^a (no. of patients)	Morning PEF (L/min, change from baseline)
Bateman et al. ^[25] (abstract)	S/FP 50/100 DPI (167)	$\uparrow 46$
	S/FP 50/100 MDI (165)	$\uparrow 43^*$
	FP 100 MDI (165)	$\uparrow 24$
van Noord et al. ^[26] (abstract)	S/FP 50/500 DPI (161)	$\uparrow 48$
	S/FP 50/500 MDI (176)	$\uparrow 50^*$
	FP 500 MDI (172)	$\uparrow 27$

a Inhaled twice daily.

FEV_1 = forced expiratory volume in 1 second; PEF = peak expiratory flow; \uparrow indicates increase; * $p < 0.001$ vs FP 100 MDI.

3.3 Compared with Salmeterol or Fluticasone Propionate Alone

3.3.1 In Patients Previously Treated with Inhaled Corticosteroids or Salmeterol

The comparative efficacy of combined salmeterol/fluticasone propionate and the 2 drugs given as monotherapy has been evaluated in 2 multicentre randomised double-blind placebo-controlled parallel-group studies in the US. The design of these studies is presented in table III. In 1 study patients were stratified according to whether they had received inhaled corticosteroids for ≥ 12 weeks or monotherapy with inhaled salmeterol for ≥ 1 week prior to enrolment.^[27] Of 356 patients enrolled in the trial, 250 (70%) had a history of recent inhaled corticosteroid use and 106 (30%) were using salmeterol before screening. All patients eligible for the second study had taken inhaled corticosteroids for ≥ 12 weeks prior to enrolment.^[18]

Three primary efficacy variables were selected to evaluate both the bronchodilatory properties [area under the FEV_1 versus time curve ($AUC_{0-12h} FEV_1$)] of the long-acting β_2 -agonist and the increased disease stability resulting from the corticosteroid (probability of remaining in the study and morning predose FEV_1) in the combination product (table III).

Effects on Lung Function

Combined salmeterol/fluticasone produced rapid and consistent improvements in lung function that were maintained throughout the duration of the 2 studies. Significantly greater increases in $AUC_{0-12h} FEV_1$ were apparent after 1 dose of combined salmeterol/fluticasone propionate compared with fluticasone propionate or placebo in both studies ($p \leq 0.028$; fig. 2). The magnitude of these improvements increased over the duration of the study such that $AUC_{0-12h} FEV_1$ was significantly greater in

Table III. Design of 2 US studies in which patients with persistent asthma received combined salmeterol/fluticasone propionate administered by a Diskus dry powder inhaler^[18,27]

Design	Multicentre randomised double-blind parallel-group
Duration	Placebo run-in phase: 2 weeks Active treatment phase: 12 weeks
Treatments (inhaled twice daily)	Combined salmeterol/fluticasone propionate Salmeterol Fluticasone propionate Placebo
Inclusion criteria	Aged ≥ 12 years ≥ 6 month history of asthma requiring pharmacotherapy FEV_1 40 to 85% predicted $\geq 15\%$ increase in FEV_1 30 min after inhaling 2 puffs of salbutamol (albuterol)
Exclusion criteria	History of life threatening asthma Smoking within the previous year or > 10 pack/year history Use of oral or injectable corticosteroids in the previous month Use of daily oral corticosteroids in the previous 6 months Awakenings because of asthma on > 3 of 7 nights in the run-in phase Use of ≥ 12 puffs/day of salbutamol for > 3 days during the run-in phase
Primary outcome measures	$AUC_{0-12hr} FEV_1$ relative to baseline Morning predose FEV_1 Probability of remaining in the study. Withdrawal criteria included:
	<ul style="list-style-type: none"> exacerbations requiring emergency treatment, hospitalisation or treatment with medication not allowed by the protocol $> 20\%$ decrease in FEV_1 from baseline $> 20\%$ decrease in mean morning PEF from baseline on 3 of 7 days ≥ 12 puffs/day of salbutamol on > 2 of 7 days awakenings because of asthma on > 2 of 7 days
	$AUC_{0-12hr} FEV_1$ = area under the FEV_1 vs time curve during the 12-hour dosage interval; FEV_1 = forced expiratory volume in 1 second; PEF = peak expiratory flow.

patients treated with the combination than in patients in each of the other study groups after 1 and 12 weeks of treatment (fig. 2).^[18,27]

Improvements in FEV₁ were consistent between studies and were significantly greater in those treated with combined salmeterol/fluticasone propionate 50/100µg or 50/250µg than either salmeterol 50µg or fluticasone propionate 100 or 250µg twice daily alone (table IV). Between baseline and end-point, FEV₁ increased by 22^[18] and 24%^[27] in patients treated twice daily with the combination, 2^[18] and 5%^[27] in those treated twice daily with salmeterol 50µg and 12^[18] and 13%^[27] in those treated twice daily with fluticasone propionate 250 and 100µg, respectively. FEV₁ was little changed or deteriorated during the course of placebo administration. These findings demonstrate the complementary effects of combined therapy with salmeterol and fluticasone propionate.^[18,27]

Retrospective analyses demonstrate that combined salmeterol/fluticasone propionate had a significantly ($p < 0.001$) faster onset of effect, defined as a $\geq 15\%$ increase in FEV₁ within 4 hours of administration on day 1, than placebo or fluticasone propionate.^[35,36] In the higher dose study,^[18] this was achieved in 78% of patients treated with the combination, but in only 33 and 30% of patients treated with fluticasone propionate 250µg ($p \leq 0.001$) or placebo ($p \leq 0.019$).^[35] A similar trend was observed with mean morning PEF within 24 hours (fig. 3).^[35]

A series of subanalyses, which are available as abstracts, demonstrate that improvements in lung function (FEV₁) were similar in patients regardless of their baseline corticosteroid therapy in both studies,^[37,38] or whether they were using inhaled corticosteroids or salmeterol prior to the study of Kavuru et al.^[27,39]

As expected in patients who required pharmacotherapy for ≥ 6 months prior to enrolment in these studies, combination salmeterol/fluticasone propionate and fluticasone propionate monotherapy produced significantly greater improvements in lung function than placebo.^[18,27] The marginal improvement obtained with salmeterol monotherapy

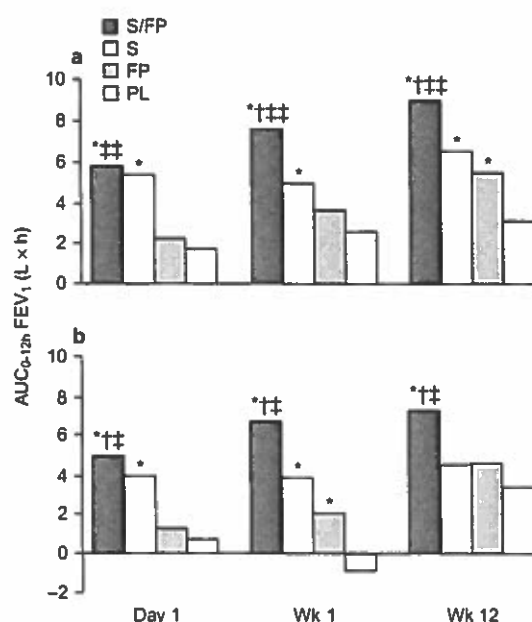


Fig. 2. Improvements in lung function during treatment with combined salmeterol/fluticasone propionate (S/FP) in adults and adolescents with persistent asthma. Area under the curve of forced expiratory volume in 1 second versus time (AUC_{0-12h} FEV₁) after the first dose on day 1, and after 1 and 12 weeks of treatment in patients randomised to twice daily S/FP, S 50µg, FP or placebo (PL) in 2 multicentre randomised double-blind parallel-group trials. Patients received S/FP 50/100µg in the trial by Kavuru et al.^[27] [n = 335 in total (a)] and S/FP 50/250µg in the trial by Shapiro et al.^[18] [n = 336 (b)]. Dosages of FP corresponded to that in the combination in either trial. * $p \leq 0.028$ vs PL; † $p \leq 0.025$ vs S; ‡ $p = 0.003$, †† $p < 0.001$ vs FP.

substantiate recommendations in guidelines that this drug not be used as monotherapy in patients with persistent asthma.^[8,9,40]

Withdrawals Because of Worsening Asthma

At the end of 12 weeks of treatment, the probability of being withdrawn from either study was significantly lower in patients randomised to combination therapy than in each of the other groups (table IV). Placebo recipients had the highest rate of withdrawal for worsening asthma ($\geq 49\%$) followed by salmeterol-treated patients ($\geq 35\%$); findings which further demonstrate the need for

Table IV. Summary of multicentre randomised double-blind parallel-group trials in which adults and adolescents aged ≥ 12 years with mild to severe persistent asthma (FEV_1 = to 85% predicted) received combined salmeterol/fluticasone propionate (S/FP), or monotherapy with the individual components for 12 weeks

Treatment ^a (no. of patients randomised/included in efficacy analysis) ^b	Time	Results (mean change from baseline at the end of the study) ^c						
		FEV ₁ (L) [% predicted]	PEF (am, pm; L/min)	daytime symptom score ^d	days with no asthma symptoms (%)	nights with no awakenings (%)	as-needed β ₂ - agonist usage (puffs/day)	no. of withdraw- al for worsening asthma (%)
In patients previously treated with inhaled corticosteroids or salmeterol								
Kavuru et al. ^[27]								
S/FP 50/100 (92/87)	BL	2.17 [64]	393; 418	1.5	25.2	91.7	3.1	3 (3) ^{††}
	EP	↑0.51 ^{††††}	↑52.5 ^{††} ; ↑35 ^{††}	↓0.7 ^{††}	↑22.6 ^{††}	↑4.6 ^{††}	↓1.9 ^{††}	
S50 (92/86)	BL	2.13 [64]	369; 396	1.8	12.6	91.6	3.3	30 (35) ^{**}
	EP	↑0.11	↓1.7 [*] ; ↓7.4	↓0.1 [*]	↑8 [*]	↓5.3 [*]	↓0.3 [*]	
FP100 (90/85)	BL	2.11 [64]	374; 390	1.6	19.4	91.3	3.1	9 (11) ^{**}
	EP	↑0.28 [*]	↑17.3 [*] ; ↑18 [*]	↓0.2 [*]	↑7.2	↑2.4 [*]	↓0.4 [*]	
PL (82/77)	BL	2.15 [64]	382; 398	1.8	15.8	89.9	3.2	38 (49)
	EP	↑0.01	↓23.7; ↓13.3	↑0.4	↓3.8	↓16.5	↑1.7	
Shapiro et al. ^[18]								
S/FP 50/250 (84/81)	BL	2.23 [69]	367; 388	1.4	26.5	90.7	3.5	3 (4) ^{**††††}
	EP	↑0.48 ^{†††}	↑53.5 ^{†††} ; ↑45.4 ^{†††}	↓0.8 ^{†††}	↑33.8 ^{†††}	↑7.2 ^{†††}	↓2.3 ^{†††}	
S50 (88/84)	BL	2.2 [67]	372; 393	1.6	19.2	89.7	3.8	32 (38)
	EP	↑0.05 [*]	↓11.6; ↓13.7	↑0.1 [*]	↑2.1	↓8.0	0 [*]	
FP250 (84/81)	BL	2.12 [66]	374; 388	1.6	23.5	90.5	3.2	18 (22)
	EP	↑0.25 [*]	↑15.2 [*] ; ↑7.9 [*]	↓0.4 [*]	↑15.4 [*]	↑2.8 [*]	↓0.9 [*]	
PL (93/90)	BL	2.19[68]	373; 396	1.6	24.1	89.1	3.8	56 (62)
	EP	↓0.11	↓14.1; ↓15.8	↑0.4	↓7.9	↓12.0	↑0.9	
In patients previously treated with as-needed short acting β ₂ -agonists alone								
Nelson et al. ^[28,34] (abstracts)								
S/FP 50/100 (95)	BL	[40 to 85]	356; 385	NR	NR	NR	NR	(1)
	EP	↑0.69 ^{††}	↑66 ^{††††} ; ↑51 ^{††††}	NR	NR	NR	NR	
S50 (91)	BL	[40 to 85]	364; 391	NR	NR	NR	NR	(7)
	EP	↑0.47	↑29; ↑22	NR	NR	NR	NR	
FP100 (97)	BL	[40 to 85]	361; 394	NR	NR	NR	NR	(2)
	EP	↑0.51	↑43; ↑30	NR	NR	NR	NR	

a Drug dose in μg . Inhaled twice daily from a Diskus dry powder inhaler,^[18,27] or a chlorofluorocarbon-free pressurised metered dose inhaler.^[28,34]

b Data from 1 site in the studies by Kavuru et al.^[27] (n = 13) and Shapiro et al.^[18] (n = 21) were excluded because of significant deviations from good clinical practice.

c Intention to treat analyses were used with the last measurement carried forward for patients with missing values.

d The daytime symptom score is the mean of the patient's responses to 4 questions (0 indicates best; 6 indicates worst).

e Patients had received inhaled corticosteroids continuously for ≥ 12 weeks [including either BDP (252 to 420 $\mu\text{g/day}$), TAA (600 to 1000 $\mu\text{g/day}$), FLN (1000 $\mu\text{g/day}$) or FP (176 $\mu\text{g/day}$) for ≥ 1 month] or inhaled salmeterol for ≥ 1 week prior to screening.

f Patients had received inhaled corticosteroids continuously for ≥ 12 weeks and had received either BDP (462 to 672 $\mu\text{g/day}$) TAA (1100 to 1600 $\mu\text{g/day}$) FLN (1250 to 2000 $\mu\text{g/day}$) or FP (440 $\mu\text{g/day}$) for ≥ 4 weeks prior to screening.

am = morning; BDP = beclomethasone dipropionate; BL = baseline; EP = end-point; FEV_1 = forced expiratory volume in 1 second; FLN = flunisolide; NR = not reported; PEF = peak expiratory flow; pm = evening; TAA = triamcinolone acetonide; \downarrow indicates decrease; \uparrow indicates increase; * $p \leq 0.036$, ** $p \leq 0.007$ vs PL; \dagger $p \leq 0.025$, $\dagger\dagger$ $p \leq 0.003$ vs S; \ddagger $p \leq 0.001$ vs FP.

anti-inflammatory therapy in patients similar to those enrolled in these studies.^[18,27]

In the study by Kavuru et al.,^[27] the probability of withdrawing from any randomised treatment because of worsening asthma was similar regardless of whether patients were receiving inhaled corticosteroids or salmeterol monotherapy immediately prior to the study.^[38]

Secondary Efficacy Variables

Consistent with the findings of the primary efficacy analyses (see above), treatment with combined salmeterol/fluticasone propionate produced substantial improvements between baseline and end-point in all secondary outcome variables (morning and evening PEF, daytime symptom scores, days and nights without asthma symptoms and requirements for as-needed β -agonists; table IV). Among patients treated with the combination, improvements in each variable consistently exceeded those obtained in recipients of salmeterol, fluticasone propionate or placebo. Combination therapy was superior to monotherapy with salmeterol and placebo for all outcomes in both studies, and was superior to fluticasone propionate for all but 1 outcome (nights without awakenings) in the study that used the lower dosage (50/100 μ g) [$p \leq 0.036$, table IV].^[27] Monotherapy with fluticasone propionate 100 or 250 μ g/day generally improved asthma control and produced significant improvements in secondary outcome parameters in both studies ($p \leq 0.036$ vs placebo; table IV).^[18,27]

Effects on Health-Related Quality of Life

Health-related quality of life (QOL) was measured with the Asthma Quality of Life Questionnaire (AQLQ) in the 2 US clinical trials.^[41,42] A 3-item sleep scale (not defined) was also used in one study.^[42] These studies are available as abstracts and thus only limited data are available.

In both studies, significantly greater improvements in total AQLQ scores were obtained in patients treated with combined salmeterol/fluticasone propionate than in those assigned to monotherapy with fluticasone propionate, salmeterol or placebo ($p \leq 0.05$).^[41,42]




Fig. 3. Onset of effect of inhaled salmeterol/fluticasone propionate (S/FP) in patients with persistent asthma. Change in mean morning peak expiratory flow (PEF) within 24 hours of administration of twice daily S/FP 50/250 μ g, S 50 μ g, FP 250 μ g or placebo (PL) in 349 patients enrolled in a multicentre randomised double-blind parallel-group study.^[18,35] * $p \leq 0.019$ vs PL; † $p \leq 0.025$ vs S; ‡ $p \leq 0.001$ vs FP.

Clinically significant differences in total AQLQ scores, defined as ≥ 0.5 units, were obtained in patients treated with the combined salmeterol/fluticasone propionate compared with placebo (1.3 units) and salmeterol 50 μ g (≥ 1 units) but not fluticasone propionate 100 μ g (0.43 units^[42]) or 250 μ g (0.45 units^[41]).^[41,42]

Among patients receiving salmeterol/fluticasone propionate 50/100 μ g, sleep scores also improved significantly compared with those in the other 3 treatment groups.^[42]

Patients treated with combined salmeterol/fluticasone propionate 50/250 μ g also had statistically and clinically significant improvements on each of the 4 subscales of the AQLQ (Activity Limitation, Asthma Symptoms, Emotional Function and Environmental Exposure) compared with recipients of salmeterol 50 μ g or placebo ($p \leq 0.05$).^[41] When scores in patients treated with salmeterol/fluticasone propionate 50/250 μ g and fluticasone propionate 250 μ g were compared, significantly ($p \leq 0.05$) greater improvements in Asthma Symptoms, Emotional Function and Environmental Exposure were obtained in recipients of the combination, but only scores for Emotional Function exceeded the threshold for clinical significance (fig. 4).^[41]

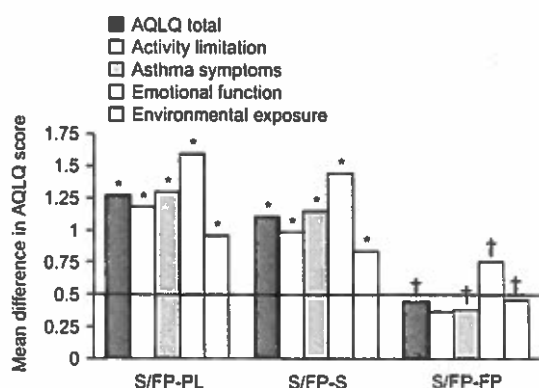


Fig. 4. Mean changes in Asthma Quality of Life Questionnaire (AQLQ) scores and subscores in patients with persistent asthma treated with combined salmeterol/fluticasone propionate (S/FP). Differences in AQLQ scores (including individual domains) after 12 weeks of treatment in recipients of twice daily S/FP 50/250µg and placebo (PL); S/FP 50/250µg and S 50µg; and S/FP 50/250µg and FP 250µg. Results of a multicentre randomised double-blind parallel-group study in 336 patients.^[10,41] Differences ≥ 0.5 units (indicated by the horizontal line) are considered to be clinically significant. * $p \leq 0.001$ vs PL or S; † $p \leq 0.05$ vs FP.

3.3.2 In Patients Previously Treated with As-Needed β_2 -Agonists Alone

Combined salmeterol/fluticasone propionate has been compared with salmeterol or fluticasone propionate monotherapy in patients who had previously been receiving as-needed short acting β_2 -agonist bronchodilators alone. In contrast to the studies described in section 3.3.1, which used the Diskus DPI, drugs were delivered by CFC-free MDIs in this multicentre randomised double-blind study. Importantly, the Diskus DPI and CFC-free MDI formulations of combined salmeterol/fluticasone propionate have been shown to be clinically equivalent in well-designed studies (section 3.2). This study has not yet been fully published, but preliminary results are available in abstracts.^[28,34]

Consistent with studies in patients previously treated with inhaled corticosteroids or salmeterol (section 3.3.1), combined salmeterol/fluticasone propionate 50/100µg produced greater improve-

ments in lung function than either component alone. Compared with fluticasone propionate monotherapy, significantly greater increases in AUC_{0-12h} FEV_1 were apparent on day 1 of treatment with combined salmeterol/fluticasone propionate ($p < 0.001$).^[28] After 12 weeks of treatment with the combination, improvements in AUC_{0-12h} FEV_1 , mean morning and evening PEF, and FEV_1 were significantly greater than those in patients treated with salmeterol or fluticasone propionate alone ($p \leq 0.018$).^[28,34] Recipients of the combination also required as-needed β_2 -agonists on significantly fewer days than fluticasone propionate recipients ($p = 0.028$).^[34] The frequency of withdrawals for asthma exacerbations was lowest in the group receiving the combination (table IV).^[28]

3.4 Compared with Budesonide or Concurrent Budesonide plus Formoterol

Combined salmeterol/fluticasone propionate twice daily produced greater improvements in lung function and asthma symptoms than monotherapy with budesonide in patients with persistent asthma.^[29,31]

Combined salmeterol/fluticasone propionate 50/250µg had a rapid onset of action, such that, throughout the first week of a randomised, double-blind study,^[29,43] mean morning PEF was significantly greater, and the proportion of patients with no symptoms or no need for as-needed β_2 -agonists was significantly lower than in patients treated with inhaled budesonide 800µg twice daily ($p < 0.05$). These trends were maintained throughout the 24-week study. In patients treated with the combination product for 24 weeks, mean morning (table V) and evening PEF (416 vs 398 L/min, $p < 0.001$), and mean FEV_1 (2.53 vs 2.44L, $p < 0.05$) were significantly greater than in patients treated with budesonide alone. Consistent with the improvements in lung function, the median number of days with no symptoms (60 vs 34%, $p \leq 0.001$) and days (68 vs 37%, $p \leq 0.001$) and nights (90 vs 82%, $p = 0.029$) in which no as-needed salbutamol was required were significantly lower in patients

Table V. Results of multicentre randomised double-blind parallel-group studies in which patients with mild to severe persistent asthma (FEV₁ 50 to 85%) were treated with combined salmeterol/fluticasone propionate (S/FP) or budesonide (BUD) alone or with concurrent formoterol (FM)

Regimen (no. of patients) ^a	Duration (wk)	Morning PEF (L/min)	
		baseline	end-point
Jenkins et al.^{[29]b}			
S/FP 50/250 (180)	24	361	406**
BUD 800 (173)	24	358	380
Johansson et al.^{[31]b} (abstract)			
S/FP 50/100 (349) ^c	12	383	427*
BUD 400	12	382	413
Ringdal et al.^{[32]b} (abstract)			
S/FP 50/250 (428) ^c	12	349	389
BUD 800 + FM 12	12	348	393

a Dosages in µg. Inhaled twice daily from dry powder inhalers.

b Patients were receiving treatment with inhaled corticosteroids prior to enrolment: BUD 800-1200 or FP 400-600 µg/day for ≥4 weeks in the study by Jenkins et al.;^[29] ≤500 µg/day in the study by Johansson et al.;^[31] BUD 1000-1600 or FP 500-800 µg/day in the study by Ringdal et al.^[32]

c Total no. of patients enrolled in the trial.

FEV₁ = forced expiratory volume in 1 second; **PEF** = peak expiratory flow; * p = 0.006; ** p < 0.001 vs BUD.

treated with the combination than budesonide over 24 weeks.

The frequency and severity of asthma exacerbations was similar during treatment with either regimen. The majority of patients (70% in each group) experienced no asthma exacerbations over 24 weeks of treatment. Only 3 patients, including 1 who was receiving combined salmeterol/fluticasone propionate, experienced severe exacerbations during the study, which were defined as those requiring emergency hospital treatment.^[29]

QOL was measured in a subset of patients enrolled in this trial. Consistent with studies described above (section 3.3.1), the combination produced clinically significant improvements (≥0.5 units) in total AQLQ score and scores on 3 of 4 individual domains (Asthma Symptoms, Emotion and Environment) compared with baseline. Although improvements in total AQLQ scores were significantly greater in patients treated with the combination than budesonide 800µg after 24

weeks (0.6 vs 0.33, p < 0.05); the difference did not exceed the threshold for clinical significance.^[30]

Improvements in mean morning PEF were significantly (p ≤ 0.006) greater among 349 patients with moderate persistent asthma (mean baseline FEV₁ 76% predicted) randomised to salmeterol/fluticasone propionate 50/100µg twice daily than budesonide 400µg twice daily in a further 12-week study (table V). Mean evening PEF also improved to a greater extent in recipients of the combination (difference 14L/min, p = 0.002) and FEV₁ and symptom scores improved with both treatments, although baseline and end-point values for these parameters were not presented in the abstract.^[31]

Combined salmeterol/fluticasone propionate 50/250µg was equivalent to concurrent budesonide 800µg plus formoterol 12µg twice daily in a randomised double-blind multicentre study (table V). When averaged over 12 weeks of treatment, the mean morning PEF was identical (386 L/min) in the 2 treatment groups.^[32]

3.5 Compared with Montelukast plus Fluticasone Propionate

Combined salmeterol/fluticasone propionate 50/100µg was more effective than the addition of oral montelukast 10 mg/day to fluticasone propionate 100µg twice daily in patients aged ≥15 years with suboptimally controlled asthma. Patients eligible for this 12-week multicentre randomised double-blind parallel-group trial had moderate to severe persistent asthma (FEV₁ 50 to 80% predicted), an increase of ≥12% in FEV₁ within 30 minutes of inhaling 2 puffs (200µg) of salbutamol and had been taking inhaled corticosteroids for ≥30 days.^[33]

Patients with a recent history of hospitalisation for asthma (i.e. within ≤30 days) and those using medications that could interfere with the study (systemic corticosteroids within the previous 30 days, sodium cromoglycate or nedocromil, leukotriene antagonists, theophylline or other long-acting bronchodilators) were excluded.^[33]

Patients received fluticasone propionate 100µg twice daily during a 3-week run-in phase. Those

Table VI. Summary of a multicentre randomised double-blind parallel-group trial in which patients aged ≥ 15 years with moderate to severe persistent asthma (FEV_1 50 to 80% predicted) received combined salmeterol/fluticasone propionate 50/100 μ g twice daily (S/FP), or montelukast 10 mg/day (MK) plus fluticasone propionate 100 μ g twice daily (FP) for 12 weeks^[33]

Treatment ^a (no. of patients ^b)	Time	Results (mean change from baseline at the end of the study) ^c						patients with asthma exacerbations (%)
		FEV ₁ (L) [% predicted]	PEF (am, pm; L/min)	daytime symptom score ^d				
				total	chest tightness	shortness of breath	wheeze	
S/FP (222)	BL	2.38 [70.0]	398; 419	1.36	1.39	1.52	1.18	4 (2)*
	EP	↑0.34**	↑24.9**; ↑18.9**	↓0.49	↓0.49	↓0.56*	↓0.41	
MK + FP (225)	BL	2.39 [70.8]	392; 411	1.33	1.32	1.54	1.13	13 (6)
	EP	↑0.20	↑13 ; ↑9.6	↓0.41	↓0.43	↓0.40	↓0.38	

a Inhaled medication was delivered via Diskus dry powder inhalers. Montelukast was given in the evening as per the manufacturer's recommendations.

b Patients had been treated with inhaled corticosteroids (beclomethasone dipropionate 252 to 420 μ g/day, budesonide 400 μ g/day, flunisolide 1000 μ g/day, FP 176 to 220 μ g/day or triamcinolone acetonide 600 to 800 μ g/day) for ≥ 1 month prior to screening.

c Intention to treat analyses were used with the last measurement carried forward for patients with missing values.

d The daytime symptom score is the mean of the patient's responses to 4 questions (0 indicates best; 6 indicates worst).

am = morning; BL = baseline; EP = end-point; FEV_1 = forced expiratory volume in 1 second; PEF = peak expiratory flow; pm = evening; \downarrow indicates decrease; \uparrow indicates increase; * $p \leq 0.032$, ** $p < 0.001$ vs MK + FP.

who had an FEV_1 between 50 and 80% predicted and who were symptomatic during the last 7 days of this period (use of ≥ 4 puffs/day of salbutamol and/or symptom score of ≥ 2 on ≥ 3 days and/or ≥ 3 night-time awakenings due to asthma) were randomised to 12 weeks of treatment with combined salmeterol/fluticasone propionate 50/100 μ g twice daily or montelukast 10 mg/day (taken at bedtime) plus fluticasone propionate 100 μ g twice daily.^[33]

3.5.1 Effects on Lung Function

Combined salmeterol/fluticasone propionate produced consistently greater improvements in lung function compared with montelukast plus fluticasone propionate. Mean morning PEF, the primary efficacy variable in the study, was significantly greater among patients treated with the combination on each day during the first week of treatment ($p \leq 0.021$ vs montelukast plus fluticasone propionate) and in each week of the study thereafter ($p \leq 0.011$ vs montelukast plus fluticasone propionate). Similar trends were evident with mean evening PEF during each week of the study ($p \leq 0.011$ vs montelukast plus fluticasone propionate), and clinic FEV_1 , which

was measured at weeks 1, 4, 8 and 12 ($p \leq 0.001$ vs montelukast plus fluticasone propionate). Mean changes from baseline in mean morning and evening PEF averaged over weeks 1 to 12 of the study and FEV_1 at the end of treatment are presented in table VI.^[33]

3.5.2 Effects on Asthma Symptoms

Consistent with improvements in lung function in recipients of combined salmeterol/fluticasone propionate, there were significant reductions in the frequency of as-needed β_2 -agonist usage ($p = 0.014$ vs montelukast plus fluticasone propionate), and significant increases in the percentage of days on which as-needed bronchodilators were not required ($p = 0.032$ vs montelukast plus fluticasone propionate, fig. 5).^[33]

The mean change in total Daytime Asthma Symptom Scores was similar in patients in both treatment groups (table VI) as were scores for Chest Tightness and Wheeze. However, improvements in Shortness of Breath scores decreased by a significantly greater amount in patients treated with the combination ($p = 0.017$ vs montelukast plus fluticasone propionate).^[33]

Asthma exacerbations, which were defined as any requirement for additional asthma medication, were documented in significantly fewer patients who received the combination product than in those treated with montelukast plus fluticasone propionate during the 12-week study (2 vs 6%, $p = 0.031$, table VI).^[33]

4. Pharmacoeconomic Considerations

4.1 Compared with Fluticasone Propionate

Data from 3 studies that compared the 3 available dosage strengths of combined salmeterol/fluticasone propionate (i.e. 50/100,^[27] 50/250^[18] and 50/500 μ g^[22]) with equivalent dosages of fluticasone propionate monotherapy have been subjected to cost-effectiveness analyses from the perspective of the Swedish healthcare system.^[44] Only direct costs, which were valued in Swedish Kronor (SEK 1998, SEK1 = \$US0.12), were considered in these analyses. As described in sections 3.1 (table I) and 3.3.1 (table IV), combined salmeterol/fluticasone propionate was significantly more effective than fluticasone propionate monotherapy in each study.

4.1.1 Total Direct Healthcare Costs

In all 3 studies, the total costs of asthma management were slightly higher in the combination group than in the fluticasone propionate monotherapy group, largely because of higher acquisition costs. The additional costs varied from SEK0.7 (\$US0.08) per day (salmeterol/fluticasone propionate 50/250 μ g vs fluticasone propionate 250 μ g) to SEK6.6 (\$US0.80) per day (salmeterol/fluticasone propionate 50/500 μ g vs fluticasone propionate 500 μ g). Contacts with the healthcare system were infrequent in patients enrolled in the trials, although economically important. For example, in the studies involving salmeterol/fluticasone propionate 50/100 μ g and 50/250 μ g, nearly 50% of the total costs of asthma management in the fluticasone propionate treatment groups were associated with primary and secondary care visits.^[45]

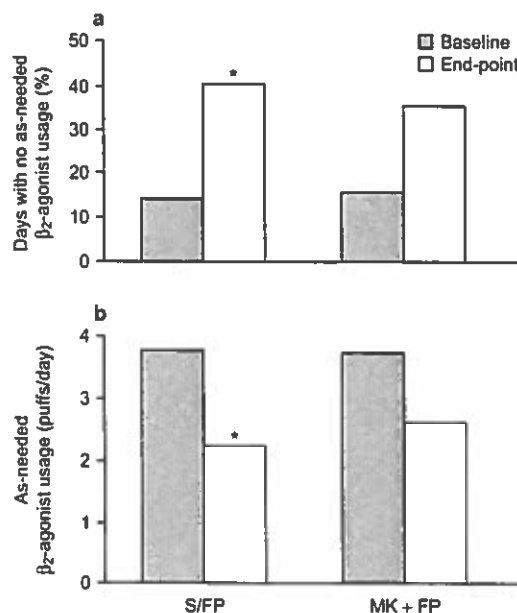


Fig. 5. Changes in as-needed β_2 -agonist usage during treatment with combined fluticasone propionate in patients with moderate to severe persistent asthma (FEV_1 50 to 80% predicted). Mean percentage of days in which no as-needed β_2 -agonist bronchodilators were used (a) and mean quantity of β_2 -agonist usage [puffs/day (b)] during 12 weeks of treatment with combined salmeterol/fluticasone propionate 50/100 μ g twice daily (S/FP, $n = 222$) or oral montelukast 10 mg/day plus fluticasone propionate 100 μ g twice daily (MK + FP, $n = 225$) in a multicentre randomised double-blind parallel-group study.^[33] FEV_1 = forced expiratory volume in 1 second; * $p \leq 0.032$ vs MK + FP.

4.1.2 Incremental Cost Effectiveness Ratios

Incremental cost-effectiveness ratios (ICERs) comparing results across the 3 studies are presented in table VII. The cost per successfully-treated week was lower for the combination than monotherapy with fluticasone propionate in each study (table VII). For the end-point 'successfully-treated week' (defined as a week with a mean improvement in morning PEF $\geq 5\%$ of the baseline value) the ICERs varied from SEK12.6 (\$US1.53) per additional successfully-treated week with salmeterol/fluticasone propionate 50/250 μ g to SEK192.1 (\$US23.31) per additional successfully-

Table VII. Cost effectiveness of twice daily combined salmeterol/fluticasone propionate (S/FP 50/100, 50/250 and 50/500µg) relative to the equivalent dose of fluticasone propionate (FP 100, 250 and 500µg) or budesonide 800µg (BUD) based on data from multicentre randomised double-blind parallel-group trials^[44]

Treatment	End-point (from the perspective of the Swedish healthcare system)								
	successfully-treated weeks ^a			symptom-free days ^b			episode-free days ^c		
	mean proportion (%)	cost/wk (SEK) [\$US]	ICER (CI) ^d [SEK/wk]	mean proportion (%)	cost/day (SEK) [\$US]	ICER (CI) ^d [SEK/day]	mean proportion (%)	cost/day (SEK) [\$US]	ICER (CI) ^d [SEK/day]
Johansson et al.^[46] (based on Kavuru et al.^[27])									
S/FP 50/100µg	65***	150.9 [18.31]	133.4 (89.4, 215.6)	44.1	31.2 [3.79]	44.5 ^e	35.6	38.7 [4.7]	46.9 ^e
FP 100µg	33	169.0 [20.50]		34.9	25.2 [3.06]		28	33.8 [4.10]	
Palmqvist et al.^[47] (based on Shapiro et al.^[18])									
S/FP 50/250µg	74.5***	196.3 [23.82]	12.6 (-82.2, 93.1)	55.2**	37.8 [4.59]	3.9 (-27.8, 37.2)	43.5**	48.1 [5.84]	3.9 (-25.4, 35.9)
FP 250µg	35.1	404.5 [49.08]		37.1	54.5 [6.61]		25.2	80.1 [9.72]	
Pieters et al.^[48] (based on Aubier et al.^[22])									
S/FP 50/500µg	57.5**	365.1 [44.3]	192.1 (58.3, 436.7)	40*	74.7 [9.06]	66.8 (17.5, 318.2)	30	98.8 [12.00]	120.0 ^e
FP 500µg	33.6	487.8 [59.18]		30	77.2 [9.34]		24	94.2 [11.43]	
Lundbäck et al.^[49] (based on Jenkins et al.^[29])									
S/FP 50/250µg	67†	204 [24.75]	31.6 (-37.6, 113.6)	46†	42.2 [5.12]	9.2 (-11.8, 47.8)	38†	51.1 [6.20]	7.7 (-7.8, 29.5)
BUD 800µg	43	300 [36.40]		35	53 [6.43]		25	75.1 [9.11]	

a During a successfully-treated week the mean morning PEF was ≥5% above the baseline value. Patients who withdrew for asthma- or medication-related reasons were assumed to have experienced no successfully-treated weeks for the remainder of the study.

b During a symptom-free day the patient had a symptom score of 0 for that 24-hour period (Aubier et al.^[22]) or had a daytime symptom score of 0 and no asthma-related night-time awakenings (Kavuru et al.^[27] and Shapiro et al.^[18]).

c An episode-free day was a 24-hour period during which the patient did not experience an asthma episode, defined as an asthma attack, sleep disturbance caused by asthma or an adverse effect, and did not require rescue medication.

d The ICER was calculated by dividing the differences in the average direct healthcare costs between the S/FP and FP groups by the differences in the rate of success (i.e. successfully-treated week, symptom-free day, episode-free day).

e CIs were not calculated because of a lack of statistical difference in cost-effectiveness between treatments.

CI = 95% confidence interval; PEF = peak expiratory flow; ICER = incremental cost-effectiveness ratio; SEK = 1998 Swedish Kronor (SEK1 = \$US0.12); * p = 0.012; ** p ≤ 0.00 *** p < 0.00001 vs FP; † p < 0.001 vs BUD.

treated week with salmeterol/fluticasone propionate 50/500µg. This indicates that improved morning PEF with salmeterol/fluticasone propionate compared with fluticasone propionate costs an additional SEK12.6 (\$US 1.53) to SEK192.1 (\$US23.31) per week, depending on the asthma severity and the dose of salmeterol/fluticasone propionate or fluticasone propionate used.^[45]

The cost per symptom-free day and episode-free day was lower with combined salmeterol/fluticasone propionate 50/250, but not the other dosages compared with monotherapy (table VII). For the end-point 'symptom-free days' (defined as no asthma symptoms during a 24-hour period), the ICER varied from SEK3.9 (\$US0.47) per additional day with salmeterol/fluticasone propionate 50/250µg to SEK66.8 per additional day (\$US8.1) in the higher dose study (table VII). A similar pattern was seen for the end-point 'episode-free days'. Sensitivity analyses did not change the pharmacoeconomic inferences, indicating that the results were robust to a range of assumptions used in the economic analyses.^[45]

4.2 Compared with Budesonide

A 24-week study comparing combined salmeterol/fluticasone propionate 50/250µg with budesonide 800µg twice daily (Jenkins et al.^[29] section 3.4, table V) has been subjected to cost effectiveness analyses from Swedish,^[49] German^[50] and UK^[51] perspectives, only 1 of which has been published in full.^[49]

Each analysis found combined salmeterol/fluticasone propionate to be more cost effective than budesonide based on the cost per successfully treated week (defined as a week with mean improvement in morning PEF of ≥ 5 ^[49,51] or $\geq 10\%$ ^[50] of the predicted value). The direct healthcare costs per week of treatment with salmeterol/fluticasone propionate and budesonide were generally similar in each country [SEK137 vs SEK130, 39.48 vs 38.01 Deutschmarks (DM) and UK£11.20 vs £12.39], but patients treated with salmeterol/fluticasone propionate had a significantly higher proportion of successfully-treated weeks than

budesonide [67 vs 43% in the Swedish and UK analyses and 49 vs 26% in the German analysis (all $p < 0.001$)].^[49-51]

In the Swedish analysis, the cost per successfully-treated week, symptom-free day and episode-free day were all lower among patients treated with combined salmeterol/fluticasone propionate than budesonide (table VII). The estimated cost of achieving an additional successfully-treated week, symptom-free day and episode-free day (equivalent to the ICER) with combination salmeterol/fluticasone was SEK31.6 (\$US3.9), SEK9.2 (\$US1.12) and SEK7.7 (\$US0.93), respectively. A sensitivity analysis, which involved varying the definition of successfully-treated week between 1 and 10% from baseline, demonstrated that the results of the analysis were robust.^[49]

5. Tolerability

5.1 Combined Salmeterol/Fluticasone Propionate

As salmeterol/fluticasone propionate is a combination of 2 drugs, the type and severity of adverse events associated with each component drug may be expected in patients receiving the combination product. There is no evidence, however, of additional adverse events following concurrent administration of the 2 drugs.^[21]

In well designed comparative studies described in sections 3.1, 3.3.1, 3.4 and 3.5 the most frequent adverse events reported by adults and adolescents during ≥ 12 weeks' treatment with combined salmeterol/fluticasone propionate (50/100, 50/250 or 50/500µg twice daily) were headache (incidence 2 to 5%), throat irritation (1 to 4%), hoarseness ($\leq 4\%$) and oral candidiasis (1 to 4%).^[18,22-24,27,29,33] The most frequent adverse event in children aged 4 to 11 years during treatment with salmeterol/fluticasone propionate 50/100µg twice daily for 12 weeks was oral candidiasis which was reported in 2% of patients (section 3.1.3).^[17]

In a comparative study in which patients received combined salmeterol/fluticasone propionate 50/250µg or budesonide 800µg twice daily

the overall frequency of adverse events was similar (25 and 31 patients experienced treatment-related adverse events, respectively). Hoarseness (3%) and oral candidiasis (3%) were the most common events in recipients of the combination, while hoarseness (5%) and sore dry, irritated throat (4%) were most common among those treated with budesonide.^[29]

Across all studies, the proportion of patients withdrawing from treatment with combined salmeterol/fluticasone propionate ranged from 0 to 10%.^[17,18,22-24,27,29,33] Withdrawal rates were similar between treatment groups in the various studies and in the 2 studies which included placebo groups,^[18,27] the frequency of withdrawals for adverse events was 0 and $\leq 1\%$ in recipients of the combination and placebo, respectively.

5.2 Salmeterol

A prescription event monitoring survey involving >10 000 patients with asthma who received salmeterol over a 1-year period, revealed headache, nausea and vomiting, malaise/lassitude, tremor and palpitations to be significantly associated with the use of the drug. The event rates per 1000 patients for months 2 to 6 of treatment were 1.4 for headache and 0.9 for nausea and vomiting. For the other drug-related adverse events (malaise/lassitude, tremor and palpitations), this rate was in the range 0.4 to 0.6.^[52]

5.3 Fluticasone Propionate

According to an overall analysis of tolerability data from several placebo-controlled studies, the incidence of adverse events ranged from 10 to 19% in patients treated with fluticasone propionate $\leq 250\mu\text{g}$ twice daily versus 4 to 11% in placebo recipients. In a single trial, adverse events were significantly more frequent in fluticasone propionate versus placebo recipients ($p = 0.05$ for fluticasone propionate 50 or $100\mu\text{g}$ twice daily vs placebo). Withdrawal because of an adverse events was infrequent, occurring in ≤ 4 and $\leq 2\%$ of fluticasone propionate and placebo recipients, respectively. Oral candidiasis, dysphonia (hoarseness)

or pharyngitis were reported by $\leq 6\%$ and $\leq 3\%$ of fluticasone propionate and placebo recipients, respectively (reviewed by Jarvis and Faulds^[12]).

In trials comparing fluticasone propionate 50 to $250\mu\text{g}$ twice daily with either beclomethasone dipropionate 168 to $500\mu\text{g}$ twice daily or budesonide 100 to $600\mu\text{g}$ twice daily, the frequency of adverse events was similar (reviewed by Jarvis and Faulds^[12]).

6. Dosage and Administration

In the US, combined salmeterol/fluticasone propionate is indicated for long term maintenance treatment of asthma in patients aged ≥ 12 years. The recommended starting dosage is based on patients' current asthma therapy. Twice daily salmeterol/fluticasone propionate $100/50\mu\text{g}$ is the recommended initial dosage in patients not currently receiving inhaled corticosteroids. Patients receiving inhaled corticosteroids should be switched to combined salmeterol/fluticasone propionate based on the recommendations in table VIII.^[53] If the recommended dosage does not provide adequate disease control within 2 weeks, then a higher strength of combined salmeterol/fluticasone propionate may be appropriate.^[53]

In the UK, combined salmeterol/fluticasone propionate is indicated in the treatment of asthma where use of the combination of a long-acting inhaled β_2 -agonist and inhaled corticosteroid is appropriate. This corresponds to 'Step 3' in the British Guidelines on Asthma Management.^[7,9] Salmeterol/fluticasone propionate is not intended for the initial management of asthma in the UK and should be reserved until the need for, and approximate dosage of, corticosteroid has been established.^[21] The recommended dosage of salmeterol/fluticasone propionate in patients aged ≥ 12 years is 1 inhalation twice daily of the DPI (each inhalation contains $50\mu\text{g}$ salmeterol and either 100, 250 or $500\mu\text{g}$ fluticasone propionate) or 2 inhalations twice daily of the MDI (each inhalation contains salmeterol/fluticasone propionate $25/50\mu\text{g}$, $25/125\mu\text{g}$ or $25/250\mu\text{g}$).^[7] The dosage of fluticasone propio-

Table VIII. Recommended initial dosage of combined salmeterol/fluticasone propionate (S/FP) in patients receiving inhaled corticosteroids^[53]

Current inhaled corticosteroid dosage (µg/day)		Recommended twice daily dosage of S/FP (via DPI)
Beclomethasone dipropionate	≤420	50/100µg
	462-840	50/250µg
	800-1200	50/250µg
Budesonide	≤400	50/100µg
	1600	50/500µg
	1250-2000	50/250µg
Flunisolide	≤1000	50/100µg
	1250-2000	50/250µg
	1250-2000	50/250µg
Fluticasone propionate MDI	≤176	50/100µg
	440	50/250µg
	660-880	50/500µg
Fluticasone propionate DPI	≤200	50/100µg
	500	50/250µg
	1000	50/500µg
Triamcinolone acetonide	≤1000	50/100µg
	1100-1600	50/250µg

DPI = dry powder inhaler; MDI = pressurised metered dose inhaler.

nate should be selected according to the severity of asthma in individual patients.^[21]

In children aged <12 and ≥4 years, the recommended dosage is 1 inhalation twice daily of the lowest strength of the DPI (salmeterol/fluticasone propionate 50/100µg). No data are available regarding use of combined salmeterol/fluticasone propionate in children aged <4 years.^[21]

Salmeterol/fluticasone propionate should not be used to treat acute asthma symptoms for which a short acting bronchodilator is required. Patients should be advised to have their relief medication available at all times.^[21,53]

Treatment with salmeterol/fluticasone propionate should not be stopped abruptly and caution is advised when transferring patients to salmeterol/fluticasone propionate therapy, particularly in cases where impaired adrenal function as a result of previous systemic steroid therapy is suspected.^[21] Indeed, the manufacturer advises that combined salmeterol/fluticasone propionate should not be used for transferring patients from systemic corticosteroid therapy.^[53]

Systemic effects may occur with any inhaled corticosteroid, particularly when high doses are taken for long periods. It is thus important that the dose of inhaled corticosteroid is titrated to the lowest dose at which effective control is maintained.^[21,53]

Patients receiving combined salmeterol/fluticasone propionate should not use inhaled salmeterol for prevention of exercise-induced bronchospasm.^[53]

No dosage adjustment is required in elderly patients or in those with renal impairment. There are no data available regarding the use of the combination in patients with hepatic dysfunction and no recommendations regarding dosage adjustments in this population are available.^[21,53] However, patients with hepatic disease should be closely monitored during treatment with the combination.^[53]

The manufacturer advises that the combination should be administered with caution in patients with cardiovascular disorders (especially coronary insufficiency, heart rhythm abnormalities and hypertension), diabetes mellitus, untreated hypokalaemia or thyrotoxicosis. In rare cases, eosinophilic conditions (e.g. Churg Strauss syndrome) may occur in patients on inhaled therapy. These cases have usually been associated with reduction or withdrawal of corticosteroid therapy.^[21,53]

The use of salmeterol/fluticasone propionate has not been studied during human pregnancy. Thus, administration of salmeterol/fluticasone propionate to pregnant women should be contemplated only if the expected benefit to the mother is greater than any possible risk to the fetus. The lowest effective dose of fluticasone propionate needed to maintain adequate asthma control should be used in such cases. Similarly, salmeterol/fluticasone propionate should not be given to women who are breastfeeding unless the expected benefit is greater than any possible risk to the child.^[21]

7. Place of Combined Salmeterol/Fluticasone Propionate in the Management of Asthma

An awareness that reliance on bronchodilatory therapy as the mainstay of pharmacological ther-

apy for asthma was a suboptimal strategy motivated the preparation and publication of formal asthma management guidelines.^[8,9,40] Both UK and US guidelines for the management of asthma in adults and school children suggest a 5-step pharmacological treatment plan in response to asthma of increasing severity. The principal aim of treatment is suppression of airway inflammation, evident as a strong emphasis on the early use of inhaled corticosteroid therapy. Despite this advice, and clear evidence of the benefits of inhaled corticosteroid therapy in patients with mild asthma, several studies have shown this treatment strategy is underused (reviewed by Jarvis and Faulds^[12]).

The places of the long-acting β -agonist salmeterol and the inhaled corticosteroid fluticasone propionate in the management of asthma have been reviewed previously.^[11-14] These reviews and additional data show that each drug is effective in the context of its intended use according to current asthma management guidelines.^[8,9] Indeed, it is noted in these guidelines that long-acting β_2 -agonists added to standard doses of inhaled corticosteroid may provide more effective symptom control than an increase in inhaled corticosteroid dosage. In the case of salmeterol, a number of recent studies have confirmed this suggestion.^[54-61] It has also been shown that addition of inhaled salmeterol to beclomethasone dipropionate at the minimal acceptable dosage (determined by downward dosage titration until asthma deteriorated) facilitated a 50% reduction in the daily dosage of the corticosteroid.^[62] Salmeterol has also been shown to provide significantly greater improvement in overall asthma control than the leukotriene receptor antagonist zafirlukast in patients with symptomatic persistent asthma when added to ongoing inhaled corticosteroid therapy.^[63]

Considerable data demonstrate that inhaled fluticasone propionate is an effective asthma treatment. At a dosage of $\leq 250\mu\text{g}$ twice daily the drug provides consistent asthma control in patients with mild to moderate asthma. In placebo-controlled trials, it produced significant improvements in objective and subjective measures of lung function,

reduced the frequency of exacerbations and improved QOL (reviewed by Jarvis and Faulds^[12]).

Well designed comparative clinical trials have clearly established that the combined salmeterol/fluticasone propionate is as effective as the same nominal doses of the 2 drugs administered via separate inhalers. Furthermore, the fixed combination was significantly more effective than inhaled fluticasone propionate, both alone and in combination with oral montelukast 10 mg/day, and inhaled budesonide. Combined salmeterol/fluticasone propionate 50/250 and concurrent budesonide 800 μg plus formoterol 12 μg produced similar improvements in lung function. Adverse events with the combination product were similar to those seen when the 2 component drugs were given concurrently and there is no evidence of additional adverse events when the 2 drugs are administered concomitantly.^[21]

Combined salmeterol/fluticasone propionate simplifies the treatment regimen of patients already receiving this or a similar combination via separate inhalation devices. Simplification of asthma treatment regimens is one approach to the complex and vexed issue of patient compliance in this condition.

The many factors contributing to how, and when, antiasthma drugs are taken has been the subject of several recent reviews.^[64-70] At a fundamental level, noncompliance can be described as unintentional or intentional.^[70] Unintentional noncompliance can be overcome by improved communication between the healthcare provider and the patient. Intentional noncompliance may also be overcome by improved communication, although other interventions are likely to be necessary.

In theory, simplification of a pharmacological treatment regimen for asthma has the potential to improve several factors known to contribute to unintentional noncompliance; examples include forgetting to take medication and misunderstanding instructions.

Similarly, several factors that may contribute to intentional noncompliance are directly attributable to pharmacological treatment. These include cost,

perceived risks and benefits of treatment (particularly in the case of corticosteroids) and the inconvenience associated with taking medication on a regular basis. Selective noncompliance with an inhaled corticosteroid is not possible with products such as combined salmeterol/fluticasone propionate.

In addition to the benefits of a simplified treatment regimen, the findings that combined salmeterol/fluticasone propionate improves QOL and is more cost effective than monotherapy with fluticasone propionate or budesonide, may also lead to improved compliance. Combination products have the additional benefit of reduced cost in situations where dispensing fees are applied to each medication dispensed.

Conclusion: Combined salmeterol/fluticasone propionate is as effective as the 2 drugs given concurrently via separate inhalers and significantly more effective than either drug given alone at the same nominal dosage. The combination is also significantly more effective than montelukast plus fluticasone propionate or monotherapy with inhaled budesonide. Furthermore, the combination is more cost-effective than inhaled corticosteroid monotherapy.

References

1. Dahl R. Salmeterol and fluticasone propionate in the treatment of asthma symptoms. *Eur Resp Rev* 1997 Aug; 7: 338-43
2. Jack D. The use of inhaled β_2 -adrenergic bronchodilators and anti-inflammatory steroids in asthma. *J of Pharm Med* 1996; 6 (1-2): 5-16
3. Chung KF. The complementary role of glucocorticosteroids and long-acting β -adrenergic agonists. *Allergy* 1998; 53 Suppl. 42: 7-13
4. Eickelberg O, Roth M, Lörx R, et al. Ligand-independent activation of the glucocorticoid receptor by β_2 -adrenergic receptor agonists in primary human lung fibroblasts and vascular smooth muscle cells. *J Biol Chem* 1999 Jan; 274 (2): 1005-10
5. Chrystyn H. The Diskus inhaler: a review of its pharmaceutical and clinical performance. *Clin Drug Invest* 1999; 18 (4): 287-96
6. Ashurst IC, Gordon P. Consistent dose delivery from a new metered dose inhaler containing a combination of salmeterol and fluticasone propionate in HFA134A [abstract no. P2295]. *Eur Respir J* 1999; 14 Suppl. 30: 341S
7. British National Formulary. No. 40. London: The Pharmaceutical Press, 2000: 772
8. National Asthma Education and Prevention Program. Expert panel report 2: guidelines for the diagnosis and management of asthma. National Institutes of Health. Bethesda, MD. National Heart, Lung, and Blood Institute, 1997 Jul: 153. NIH Publication no. 97-4051
9. British Thoracic Society, National Asthma Campaign, Royal College of Physicians of London, et al. The British Guidelines on asthma management: 1995 review and position statement. *Thorax* 1997 Feb; 52 Suppl. 1: S1-21
10. Spencer CM, Jarvis B. Salmeterol/fluticasone propionate combination. *Drugs* 1999 Jun; 57: 933-40
11. Holliday SM, Faulds D, Sorkin EM. Inhaled fluticasone propionate: a review of its pharmacodynamic and pharmacokinetic properties, and therapeutic use in asthma. *Drugs* 1994 Feb; 47: 318-31
12. Jarvis B, Faulds D. Inhaled fluticasone propionate: a review of its therapeutic efficacy at dosages $<500 \mu\text{g/day}$ in adults and adolescents with mild to moderate asthma. *Drugs* 1999 May; 57: 769-803
13. Brogden RN, Faulds D. Salmeterol xinafoate: a review of its pharmacological properties and therapeutic potential in reversible obstructive airways disease. *Drugs* 1991; 42: 895-912
14. Adkins JC, McTavish D. Salmeterol: a review of its pharmacological properties and clinical efficacy in the management of children with asthma. *Drugs* 1997 Aug; 54: 331-54
15. Johnson M. Development of fluticasone propionate and comparison with other inhaled corticosteroids. *J Allergy Clin Immunol* 1998 Apr; 101 (Pt 2 Suppl. 1): S434-439
16. Man CY, Kirby SM, McRae J, et al. Systemic pharmacodynamic effects of salmeterol in the salmeterol/FP combination Diskus inhaler [abstract no. P1073]. *Eur Respir J* 1996 Sep; 9 Suppl. 23: 164s
17. Van den Berg NJ, Ossip MS, Hederes CA, et al. Salmeterol/fluticasone propionate (50/100 μg) in combination in a DiskusTM inhaler (SeretideTM) is effective and safe in children with asthma. *Pediatr Pulmonol* 2000; 30: 97-105
18. Shapiro G, Lumry W, Wolfe J, et al. Combined salmeterol 50 μg and fluticasone propionate 250 μg in the Diskus device for the treatment of asthma. *Am J Respir Crit Care Med* 2000 Feb; 161: 527-34
19. Thorsson L, Dahlström K, Edsbücker S, et al. Pharmacokinetics and systemic effects of inhaled fluticasone propionate in healthy subjects. *Br J Clin Pharmacol* 1997; 43: 155-61
20. Esmailpour N, Högger P, Rabe KF, et al. Distribution of inhaled fluticasone propionate between human lung tissue and serum *in vivo*. *Eur Respir J* 1997; 10: 1496-9
21. Glaxo Wellcome UK Ltd. Salmeterol/fluticasone propionate prescribing information. Uxbridge: Glaxo; 1999 Jul 27: 7
22. Aubier M, Pieters WR, Schlösser NJJ, et al. Salmeterol/fluticasone propionate (50/500 μg) in combination in a Diskus inhaler (Seretide) is effective and safe in the treatment of steroid-dependent asthma. *Respir Med* 1999 Dec; 93: 876-84
23. Bateman ED, Britton M, Carrillo J, et al. Salmeterol/fluticasone combination inhaler: a new, effective and well tolerated treatment for asthma. *Clin Drug Invest* 1998 Sep; 16: 193-201
24. Chapman KR, Ringdal N, Backer V, et al. Salmeterol and fluticasone propionate (50/250 μg) administered via combination Diskus inhaler: as effective as when given via separate Diskus inhalers. *Can Respir J* 1999; 6 (1): 45-51
25. Bateman ED, Beasley R, Silins V, et al. Comparison of salmeterol/fluticasone propionate combination 50/100 bid delivered via metered dose inhaler or Diskus in patients with reversible airways obstruction [abstract]. *Am J Respir Crit Care Med* 2000 Mar; 161 (3): A197
26. van Noord JA, Lill H, Carillo T, et al. Comparative effectiveness of salmeterol/fluticasone propionate combination 50/500 bid delivered via metered dose inhaler or Diskus in

- patients with reversible airways obstruction [abstract no. 45]. *J Allergy Clin Immunol* 2000 Jan; 104 (1 Pt 2): S15
27. Kavuru M, Melamed J, Gross G, et al. Salmeterol and fluticasone propionate combined in a new powder inhalation device for the treatment of asthma: a randomized, double-blind, placebo-controlled trial. *J Allergy Clin Immunol* 2000 Jun; 105 (Pt 1): 1108-16
 28. Nelson H, Chervinsky P, Greos L, et al. The salmeterol/fluticasone propionate combination product improves asthma control compared with the individual products in asthmatics treated with short-acting β_2 -agonists alone [abstract]. *Am J Respir Crit Care Med* 2000 Mar; 161 (3): A196
 29. Jenkins C, Woolcock AJ, Saarelainen P, et al. Salmeterol/fluticasone propionate combination therapy 50/250 μ g twice daily is more effective than budesonide 800 μ g twice daily in treating moderate to severe asthma. *Respir Med* 2000; 94: 715-23
 30. Juniper EF, Jenkins C, Price MJ, et al. Quality of life of asthma patients treated with salmeterol/fluticasone propionate combination product and budesonide [abstract no. P2460]. *Annual Congress European Respiratory Society*; 1999 Oct 9-13, Madrid
 31. Johansson G, McIvor RA, Purrello FDA, et al. Salmeterol/fluticasone propionate combination dry powder inhaler (50/100 μ g bid) is more effective than budesonide (400 μ g bid) in mild to moderate asthma [abstract no. P162]. *Eur Respir J* 1998; 12 Suppl. 29: 20s
 32. Ringdal N, Chuchalin AG, Chovan L, et al. A comparison of Advair/Seretide (salmeterol 50 μ g/fluticasone propionate 250 μ g bid) with formoterol 12 μ g + budesonide 800 μ g bid in moderate-severe asthma [abstract]. *Am J Respir Crit Care Med* 2000 Mar; 161 (3): A196
 33. Nelson HS, Busse WW, Kerwin E, et al. Fluticasone propionate/salmeterol combination provides more effective asthma control than low-dose inhaled corticosteroid plus montelukast. *J Allergy Clin Immunol*. In press
 34. Nelson HS, Baitinger L, Scott C, et al. Salmeterol/fluticasone propionate (50/100 μ g dose) non-CFC metered dose inhaler is safe and effective in patients with asthma using short-acting β_2 -agonists alone [abstract no. P508]. *Eur Respir J* 2000; 16 Suppl. 31: 53s
 35. Lumry W, Windom H, Mendelson L, et al. The salmeterol/fluticasone propionate (50/250mcg) dry powder combination Diskus has a faster onset of effect compared with salmeterol or fluticasone propionate in patients with asthma [abstract no. 501]. *J Allergy Clin Immunol* 1999 Jan; 103 (1 Pt 2): S132
 36. Nathan R, LaForce C, Mitchell D, et al. The salmeterol/fluticasone propionate combination (50/100mcg) via Diskus has a rapid onset of effect in asthma patients on salmeterol or inhaled corticosteroids. Presented at the American Thoracic Society Meeting; 1999 Apr 23-28; San Diego, 1999
 37. Pearlman D, Baitinger L, Woodring A, et al. Salmeterol 50mcg/fluticasone propionate 250mcg Diskus combination product demonstrates improvements in lung function regardless of baseline corticosteroid therapy [abstract]. *Am J Respir Crit Care Med* 2000 Mar; 161 (3 Pt 2): A196
 38. LaForce C, Woodring A, Baitinger L, et al. Salmeterol 50mcg/fluticasone propionate 100mcg Diskus combination product demonstrates improvements in lung function regardless of baseline corticosteroid therapy [abstract no. 35]. *J Allergy Clin Immunol* 2000 Jan; 105 (1 Pt 2): S12
 39. Wolfe J, Bell T, Raphael G, et al. Efficacy of the salmeterol/fluticasone propionate dry powder combination product in the Diskus: a stratified study in patients on salmeterol alone or inhaled corticosteroids [abstract no. 879]. *J Allergy Clin Immunol* 1999 Jan; 103 (1 Pt 2): S228
 40. Sheffer AL, Bartal M, Bousquet J, et al. Global strategy for asthma management and prevention NHLBI/WHO workshop. NHLBI/WHO Workshop Report based on a March 1993 meeting. Bethesda, MD. National Heart, Lung, and Blood Institute, 1995 Jan. NIH Publication no. 95-3659
 41. Reese PR, Mahajan P, Woodring A. Salmeterol/fluticasone propionate combination product improves quality of life in asthma patients [abstract no. P0325]. *Eur Respir J* 1998 Sep; 12 Suppl. 28: 35s
 42. Reese PR, Mather DB, Mahajan P, et al. Combination of salmeterol/fluticasone propionate via Diskus improves quality of life in asthma patients. *J Allergy Clin Immunol* 1999 Jan; 103 Pt (Pt 2): 69
 43. Jenkins C, Woolcock A, Saarelainen P, et al. Advair/Seretide (salmeterol 50mcg/fluticasone propionate 250 mcg bid) compared with budesonide (800 mcg bid) during the first week of treatment of moderate asthma [abstract no. 493]. *J Allergy Clin Immunol* 2000 Jan; 105 (1 Pt 2): S161
 44. Pieters WR, Lundbäck B, Johansson G, et al. Cost-effectiveness analyses of salmeterol/fluticasone propionate combination product and fluticasone propionate in patients with asthma II: Study methodologies. *Pharmacoeconomics* 1999; 16 Suppl. 2: 9-14
 45. Lundbäck B, Pieters WR, Johansson G, et al. Cost-effectiveness analyses of salmeterol/fluticasone propionate combination product and fluticasone propionate in patients with asthma I: introduction and overview. *Pharmacoeconomics* 1999; 16 Suppl. 2: 1-8
 46. Johansson G, Price MJ, Sondhi S. Cost-effectiveness analysis of salmeterol/fluticasone propionate 50/100 μ g vs fluticasone propionate 100 μ g in adults and adolescents with asthma III: results. *Pharmacoeconomics* 1999; 16 Suppl. 2: 15-21
 47. Palmqvist M, Price MJ, Sondhi S. Cost-effectiveness analysis of salmeterol/fluticasone propionate 50/250 μ g vs fluticasone propionate 250 μ g in adults and adolescents with asthma IV: results. *Pharmacoeconomics* 1999; 16 Suppl. 2: 23-8
 48. Pieters WR, Lundbäck B, Sondhi S, et al. Cost-effectiveness analysis of salmeterol/fluticasone propionate 50/500 μ g vs fluticasone propionate 500 μ g in patients with corticosteroid-dependent asthma V: results. *Pharmacoeconomics* 1999; 16 Suppl. 2: 29-34
 49. Lundbäck B, Jenkins C, Price MJ, et al. Cost-effectiveness of salmeterol/fluticasone propionate combination product 50/250 μ g twice daily and budesonide 800 μ g twice daily in the treatment of adults and adolescents with asthma. *Respir Med* 2000; 94: 724-32
 50. Becker I, Kielborn A, Price MJ, et al. Cost-effectiveness of salmeterol/fluticasone combination product and budesonide in asthma patients in Germany [abstract no. P854]. *Annual Congress European Respiratory Society*; 1999, Oct 9-13, Madrid
 51. Lloyd A, Browning D, Shrewsbury S. Cost-effectiveness of salmeterol/fluticasone combination product and budesonide bd in the United Kingdom (asthma) [abstract]. *Am J Respir Crit Care Med* 2000 Mar; 161 (3): A196
 52. Mann RD, Kubota K, Pearce G, et al. Salmeterol: a study by prescription-event monitoring in a UK cohort of 15,407 patients. *J Clin Epidemiol* 1996 Feb; 49: 247-50
 53. Glaxo Wellcome Inc. Advair Diskus (fluticasone propionate and salmeterol) product information. Glaxo Wellcome Inc. Research Triangle Park, NC; 2000 Aug; 30
 54. Greening AP, Ind PW, Northfield M, et al. Added salmeterol versus higher-dose corticosteroid in asthma patients with

- symptoms on existing inhaled corticosteroid. Allen & Hanburys Limited UK Study Group. *Lancet* 1994 Jul 23; 344 (8917): 219-24
55. Woolcock A, Lundback B, Ringdal N, et al. Comparison of addition of salmeterol to inhaled steroids with doubling of the dose of inhaled steroids. *Am J Respir Crit Care Med* 1996 May; 153 (5): 1481-8
56. Baraniuk J, Murray JJ, Nathan RA, et al. Fluticasone alone or in combination with salmeterol vs triamcinolone in asthma. *Chest* 1999 Sep; 116: 625-32
57. Condemi JJ, Goldstein S, Kalberg C, et al. The addition of salmeterol to fluticasone propionate versus increasing the dose of fluticasone propionate in patients with persistent asthma. Salmeterol Study Group. *Ann Allergy Asthma Immunol* 1999 Apr; 82: 383-9
58. Pearlman DS, Stricker W, Weinstein S, et al. Inhaled salmeterol and fluticasone: a study comparing monotherapy and combination therapy in asthma [see comments]. *Ann Allergy Asthma Immunol* 1999 Mar; 82: 257-65
59. Murray JJ, Church NL, Anderson WH, et al. Concurrent use of salmeterol with inhaled corticosteroids is more effective than inhaled corticosteroid dose increases. *All Ast Proc* 1999 May-Jun; 20 (3): 173-80
60. Kelsen SG, Church NL, Gillman SA, et al. Salmeterol added to inhaled corticosteroid therapy is superior to doubling the dose of inhaled corticosteroids: a randomized clinical trial. *J Asthma* 1999 Dec; 36 (8 703-715)
61. Shrewsbury S, Pyke S, Britton M. Meta-analysis of increased dose of inhaled steroid or addition of salmeterol in symptomatic asthma (MIASMA). *BMJ* 2000 May 20; 320: 1368-73
62. Nielsen LP, Pedersen B, Faurschou P, et al. Salmeterol reduces the need for inhaled corticosteroid in steroid dependent asthmatics. *Respir Med* 1999 Dec; 93 (12): 863-8
63. Busse W, Nelson H, Wolfe J, et al. Comparison of inhaled salmeterol and oral zafirlukast in patients with asthma. *J Allergy Clin Immunol* 1999 Jun; 103 (6): 1075-80
64. Chapman KR, Walker L, Cluley S, et al. Improving patient compliance with asthma therapy. *Respir Med* 2000 Jan; 94 (1): 2-9
65. Cochrane GM. Compliance in asthma. *Eur Resp Rev* 1998; 8 (56): 239-42
66. Cochrane GM, Horne R, Chanez P. Compliance in asthma. *Respir Med* 1999; 93: 763-9
67. Clark N, Jones P, Keller S, et al. Patient factors and compliance with asthma therapy. *Respir Med* 1999; 93: 856-62
68. Chapman KR. Effect of the inhaled route of administration on compliance in asthma. *Eur Resp Rev* 1998; 8 (56): 275-9
69. Jarvis MJ. Psychological profile of complier *versus* noncomplier. *Eur Resp Rev* 1998; 8 (56): 250-4
70. Hyland ME. Types of noncompliance. *Eur Resp Rev* 1998; 8 (56): 255-9

Correspondence: Blair Jarvis, Adis International Limited, 41 Centorian Drive, Private Bag 65901, Mairangi Bay, Auckland 10, New Zealand.
E-mail: demail@adis.co.nz