








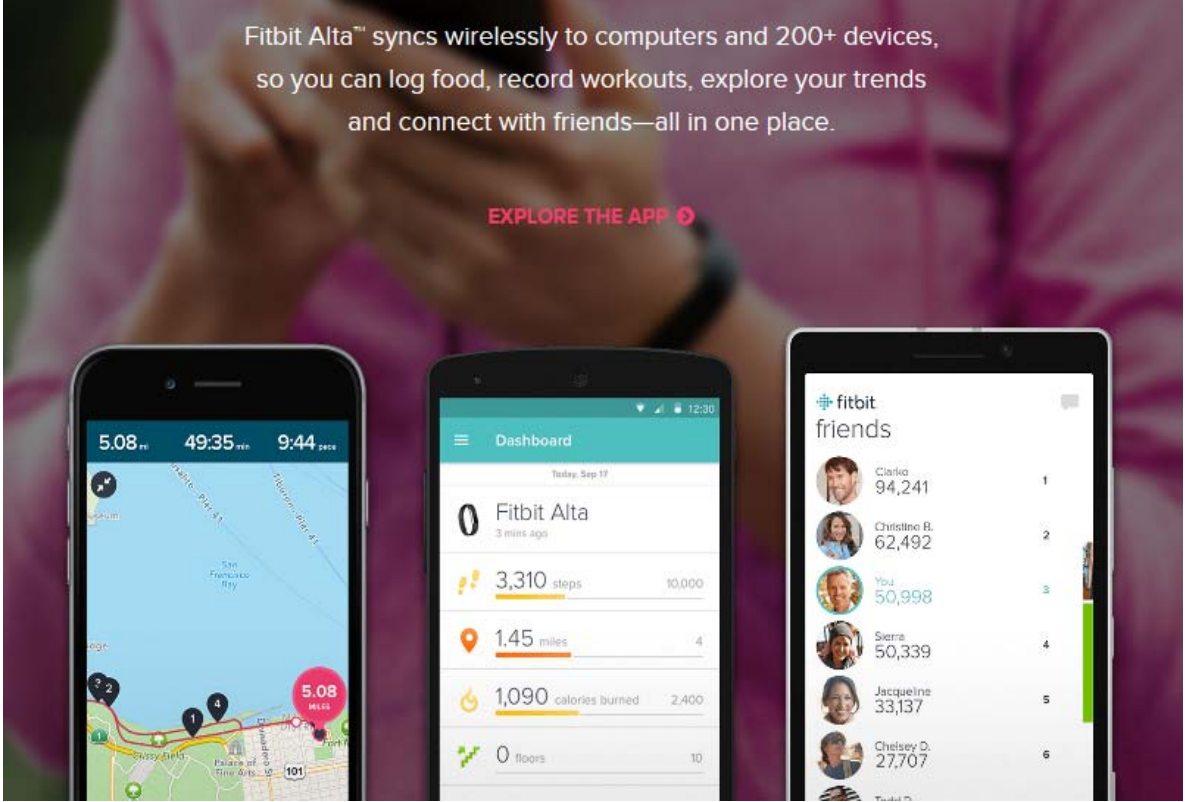


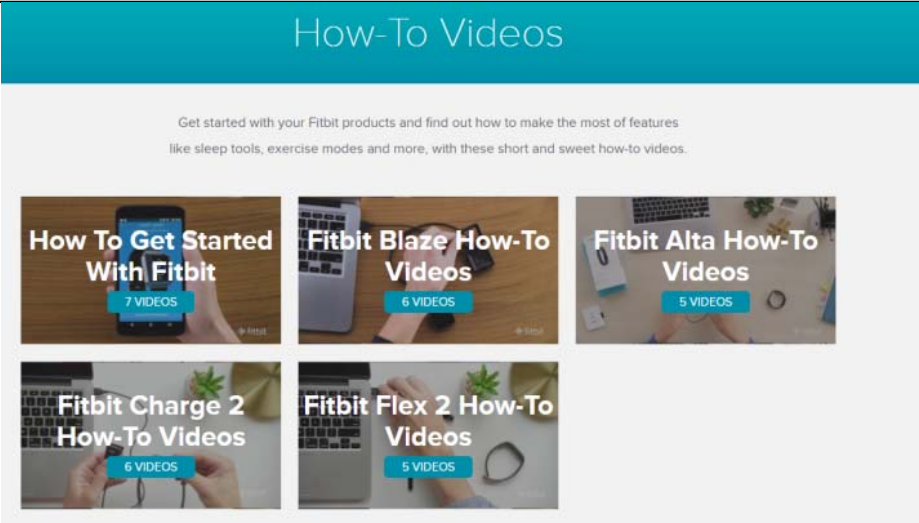
C-1



Immersion Corporation
U.S. Patent No. 8,638,301
Infringement Contentions to Fitbit, Inc.


U.S. Patent No. 8,638,301	Fitbit, Inc. Accused Products
<p>Claim 27. A system comprising:</p>	<p>The Fitbit Accused Product, the Fitbit Alta, (hereinafter “the Accused Product”) provides a system.</p> <p>The Fitbit Accused Products provide system of an interaction between a fitness tracker band and a smartphone. See http://www.chipworks.com/about-chipworks/overview/blog/fitbit-alta-teardown; http://techinsights.com/reports-and-subscriptions/open-market-reports/Report-Profile/?ReportKey=11255; https://www.theverge.com/2016/3/18/11257754/fitbit-alta-review-fitness-tracker.</p> <p>For example, the Accused Products practices a system as a fitness tracker band synchronizing with a smartphone.</p> <div style="text-align: center;">  <p style="margin-top: 10px;">Source: Fitbit, Inc., <i>Alta</i>, (2017), available at https://www.fitbit.com/alta.</p> </div> <p style="text-align: right; margin-top: 20px;">Fitness and fashion on display.</p> <div style="display: flex; justify-content: space-around; margin-top: 20px;"> <div style="text-align: center;">  <p>All-Day Activity</p> </div> <div style="text-align: center;">  <p>Auto Sleep Tracking</p> </div> <div style="text-align: center;">  <p>Reminders to Move</p> </div> <div style="text-align: center;">  <p>Clock</p> </div> <div style="text-align: center;">  <p>SmartTrack™ Auto Exercise Recognition</p> </div> <div style="text-align: center;">  <p>Tap Display</p> </div> <div style="text-align: center;">  <p>Call, Text & Calendar Alerts</p> </div> <div style="text-align: center;">  <p>Accessory Bands <small>Sold Separately</small></p> </div> </div> <p>In particular, the Accused Product is configured to pair or sync with a smartphone (e.g. iPhone or Android) as shown in the pictures above and below.</p>


U.S. Patent No. 8,638,301	Fitbit, Inc. Accused Products
	<div data-bbox="397 285 1575 1081">  </div> <p data-bbox="302 1119 1463 1155">Source: Fitbit, Inc., <i>Alta Specs</i> (2017), available at https://www.fitbit.com/shop/alta#specs.</p> <p data-bbox="289 1192 711 1228"><u>INDIRECT INFRINGEMENT</u></p> <p data-bbox="289 1266 1567 1480">Fitbit indirectly infringes the '301 patent, under 35 U.S.C. § 271(b), by inducing infringement by others, such as manufacturers, resellers, developers, and customers, and end-users, and/or providing the fitness watch and a smartphone as components for use in an system of an interaction between a fitness watch and a smartphone that practices the invention in accordance with the element-by-element mapping of features to claim elements set forth in this chart for this claim and its dependent claims.</p> <p data-bbox="289 1518 1567 1665">As the element-by-element mapping shows, Fitbit provides ample “help” documentations that instruct a user in how to use the system to perform each of the functions which are described. Further, Fitbit provides instructions on how a user can set up a device and install software such that the features are enabled.</p> <p data-bbox="289 1703 1583 1921">For example, Fitbit provides a setup website to help and support the user to “Get the Fitbit App to Set Up Your Device” at https://www.fitbit.com/setup. At that site, Fitbit specifically instructs the user to download the Fitbit App from one of several websites (e.g., Google Play, Apple App Store, or Windows Store). Further, if the user does not have a mobile device, Fitbit instructs that the user can download an application for an Apple or Windows personal computer. Fitbit provides further instructions and help to set up a user’s device, as well.</p>

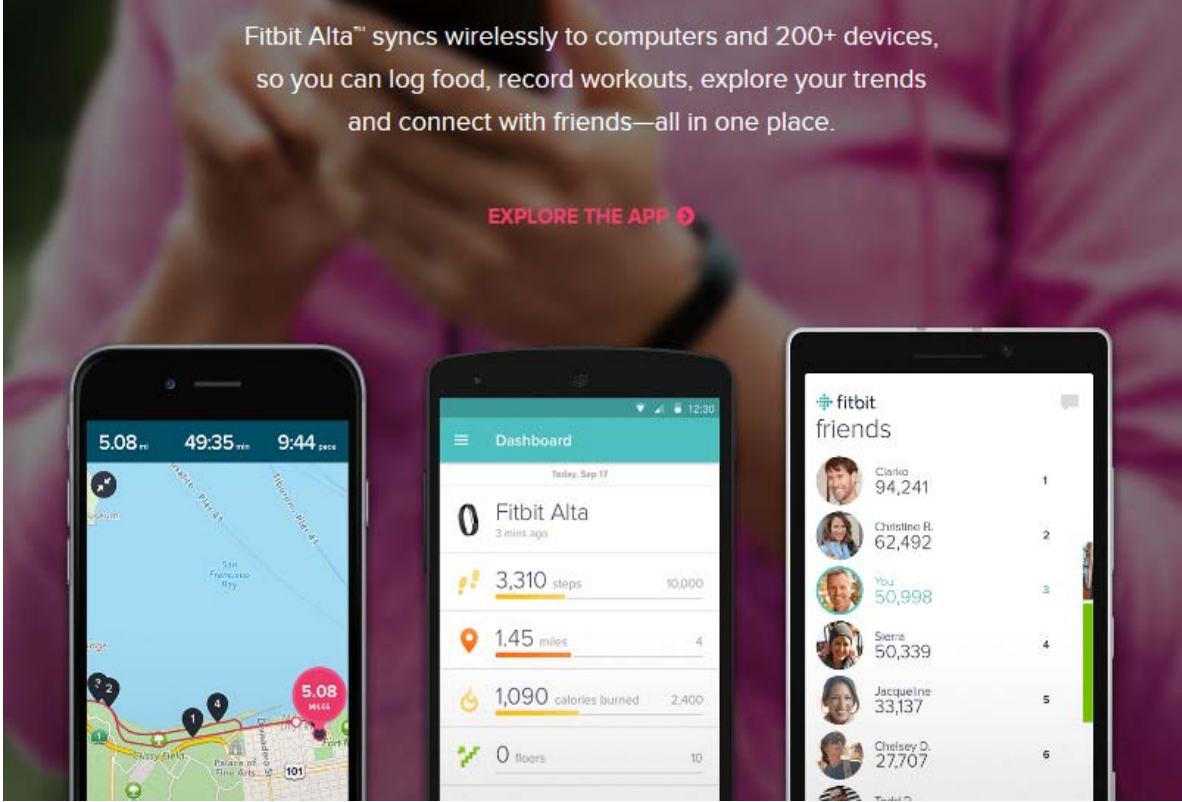
U.S. Patent No. 8,638,301	Fitbit, Inc. Accused Products
	<div data-bbox="599 315 1273 1104"> <p>Get the Fitbit App to Set Up Your Device</p>  <p>Don't have a mobile device available?</p> <p>DOWNLOAD FOR WINDOWS</p> <p>2.0.1.6802 / November 17, 2016 Mac Mac 10.5 Windows 10 PC Windows XP</p> </div> <p>Source: Fitbit, Inc., “Get the Fitbit App to Set Up Your Device” (2017), available at https://www.fitbit.com/setup; see also https://www.fitbit.com/app.</p> <p>Fitbit also provides answers on its website to popular topics and questions that other users have had setting up their devices. Further, Fitbit provides a support community to educate users about certain features. (See Fitbit, Inc., “Get the skinny on your Fitbit device,” http://help.fitbit.com/.) Fitbit provides web pages with answers to popular topics and questions that other users have had setting up their devices. Further, Fitbit provides a support community to educate users about certain features. In addition, users can request certain features or options to be implemented in the Fitbit’s software and/or API such as on Fitbit’s “Ideas Board” online forum, which Fitbit provides at https://community.fitbit.com/t5/Feature-Requests/idb-p/features. Fitbit also provides How-To Videos to help users, as illustrated in the screenshot shown below. (See, e.g., Fitbit Inc., “How-To Videos,” https://www.fitbit.com/how-to (“Get started with your Fitbit products and find out how to make the most of features like sleep tools, exercise modes and more, with these short and sweet how-to videos.”).)</p>

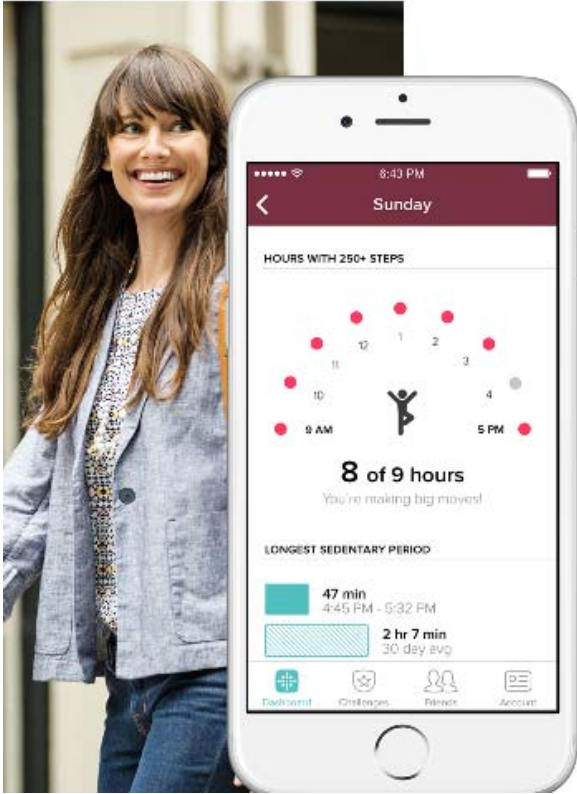



U.S. Patent No. 8,638,301	Fitbit, Inc. Accused Products
	<div data-bbox="479 279 1393 798">  </div> <p data-bbox="289 850 1343 884"><i>Source:</i> Fitbit Inc., “How-To Videos,” available at https://www.fitbit.com/how-to.</p>
a processor configured to:	<p data-bbox="289 926 836 959">The Accused Product includes a processor.</p> <p data-bbox="289 999 1495 1066">For example, the Accused Product ARM cortex M4 32-Bit MCU + FCU core Microcontroller. Further, the Microcontroller is configured to perform various instructions as listed below.</p> <p data-bbox="289 1106 1572 1249"><i>The Deep Dive Teardown of the Fitbit Alta FB4066TES – Bluetooth Activity Tracker</i> and Alta Specs pictures show the components of the Accused Product containing a processor and these different types of sensors (e.g. accelerometer, altimeter). The microcontroller (i.e. processor), as identified in the picture below, is configured to perform various instructions.</p>

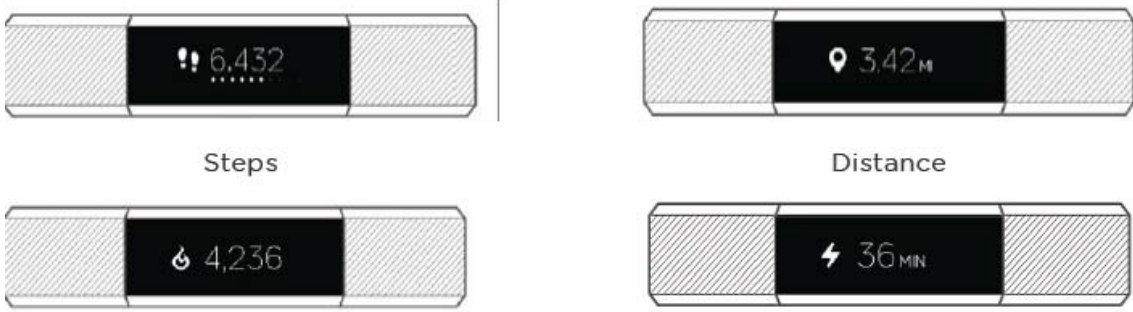
U.S. Patent No. 8,638,301	Fitbit, Inc. Accused Products	
	Product Type	Activity Tracker
	Brand	Fitbit Inc.
	Device Name	Alta
	Device Model #	FB406
	Official Release Date	3/9/2016
	Target Market	Worldwide
	Retail Price	\$129.00
	Weight (grams)	27.1 (Measured)
	Device Dimensions (mm)	40.81 x 15.56 x 12.36 (Measured at Longest/Widest/Thickest Points)
	Product Features	
Operating System	Proprietary	
Processor Spec	ARM Cortex-M4 32-Bit MCU + FPU	
<p>Source: TechInsights Inc., <i>Deep Dive Teardown of the Fitbit Alta FB4066TES – Bluetooth Activity Tracker</i> (2017), available at http://techinsights.com/reports-and-subscriptions/open-market-reports/Report-Profile/?ReportKey=11255.</p>		
	Connectivity	Upgradable 2.4 GHz Bluetooth 4.0, Custom USB
	User Interface	Tappable Display
	Storage	Internal: 2 MB Serial NOR Flash
		External: N/A
	Sensors	3-Axis MEMS Accelerometer
	Battery Type	3.8 V, 36 mAh, Li-Polymer
	Battery Life (Hrs.)	Use Time: 120 (5 days); Standby Time: N/A
	Display	0.7" OLED, 128 x 36 Pixels, Monochrome
<p>Source: TechInsights Inc., <i>Deep Dive Teardown of the Fitbit Alta FB4066TES – Bluetooth Activity Tracker</i> (2017), available at http://techinsights.com/reports-and-subscriptions/open-market-reports/Report-Profile/?ReportKey=11255.</p>		

U.S. Patent No. 8,638,301	Fitbit, Inc. Accused Products
	<div data-bbox="305 285 634 779">  </div> <div data-bbox="922 285 1057 310"> <p>What's Included</p> </div> <div data-bbox="922 317 1105 438"> <ul style="list-style-type: none"> • Fitbit Alta tracker • Alta classic wristband • Charging cable • Wireless sync dongle </div> <div data-bbox="922 474 1117 499"> <p>Sensors & Components</p> </div> <div data-bbox="922 506 1102 560"> <ul style="list-style-type: none"> • 3-axis accelerometer • Vibration motor </div> <div data-bbox="922 596 987 621"> <p>Display</p> </div> <div data-bbox="922 627 1071 653"> <ul style="list-style-type: none"> • OLED tap display </div> <div data-bbox="922 688 1078 714"> <p>Battery and Power</p> </div> <div data-bbox="922 720 1557 745"> <p>We recommend charging Alta every few days to ensure you are always tracking.</p> </div> <div data-bbox="922 781 1572 808"> <p>Battery life up to 5 days. Battery life and charge cycles vary with use, settings, and</p> </div> <div data-bbox="922 844 1188 934"> <ul style="list-style-type: none"> • Battery type: Lithium-polymer • Charge time: One to two hours • Radio transceiver: Bluetooth 4.0 </div> <div data-bbox="298 940 1463 976"> <p>Source: Fitbit, Inc., <i>Alta Specs</i> (2017), available at https://www.fitbit.com/shop/alta#specs.</p> </div>
<p>receive a first sensor signal from a first sensor, the first sensor configured to detect a movement of a first mobile device;</p>	<p>The Accused Product includes a processor configured to receive a first sensor signal from a first sensor, the first sensor configured to detect a movement of a first mobile device.</p> <p>For example, the Accused Product includes a processor configured to receive sensor signals from at least the 3-axis accelerometer sensor (i.e. first sensor). Further, this sensor is configured to detect and track a user's movement or a variety of statistics, including steps taken, on the Accused Product (i.e. first mobile device).</p> <p>The pictures from the Alta Specs and the Alta Product Manual below show the accelerometer sensor, which tracks a user motion patterns. The Alta Features picture further illustrates that the Accused Product may detect, e.g., by way of the the 3-axis accelerometer, movement from a user and it tracks the user's stats.</p>


U.S. Patent No. 8,638,301	Fitbit, Inc. Accused Products
	<div data-bbox="305 285 634 779">  </div> <div data-bbox="922 285 1057 306"> <p>What's Included</p> </div> <div data-bbox="922 317 1105 436"> <ul style="list-style-type: none"> • Fitbit Alta tracker • Alta classic wristband • Charging cable • Wireless sync dongle </div> <div data-bbox="922 474 1117 495"> <p>Sensors & Components</p> </div> <div data-bbox="922 506 1101 558"> <ul style="list-style-type: none"> • 3-axis accelerometer • Vibration motor </div> <div data-bbox="922 596 987 617"> <p>Display</p> </div> <div data-bbox="922 627 1073 653"> <ul style="list-style-type: none"> • OLED tap display </div> <div data-bbox="922 690 1078 711"> <p>Battery and Power</p> </div> <div data-bbox="922 722 1555 747"> <p>We recommend charging Alta every few days to ensure you are always tracking.</p> </div> <div data-bbox="922 785 1572 810"> <p>Battery life up to 5 days. Battery life and charge cycles vary with use, settings, and</p> </div> <div data-bbox="922 848 1187 936"> <ul style="list-style-type: none"> • Battery type: Lithium-polymer • Charge time: One to two hours • Radio transceiver: Bluetooth 4.0 </div> <div data-bbox="302 978 1463 1014"> <p>Source: Fitbit, Inc., <i>Alta Specs</i> (2017), available at https://www.fitbit.com/shop/alta#specs.</p> </div> <div data-bbox="302 1066 1162 1125"> <h2>Sensors, wireless, and haptic feedback</h2> </div> <div data-bbox="302 1167 1114 1203"> <p>Your Fitbit Alta contains the following sensors and motors:</p> </div> <div data-bbox="347 1247 1463 1409"> <ul style="list-style-type: none"> • A MEMS 3-axis accelerometer, which tracks your motion patterns • A Bluetooth 4.0 radio transceiver • A vibration motor, which allows Alta to vibrate for alarms, goals, notifications, and reminders </div> <div data-bbox="302 1451 1308 1524"> <p>Source: Fitbit Inc., <i>Alta Product Manual</i> (2017), p. 28, available at https://staticcs.fitbit.com/content/assets/help/manuals/manual_alta_en_US.pdf.</p> </div>

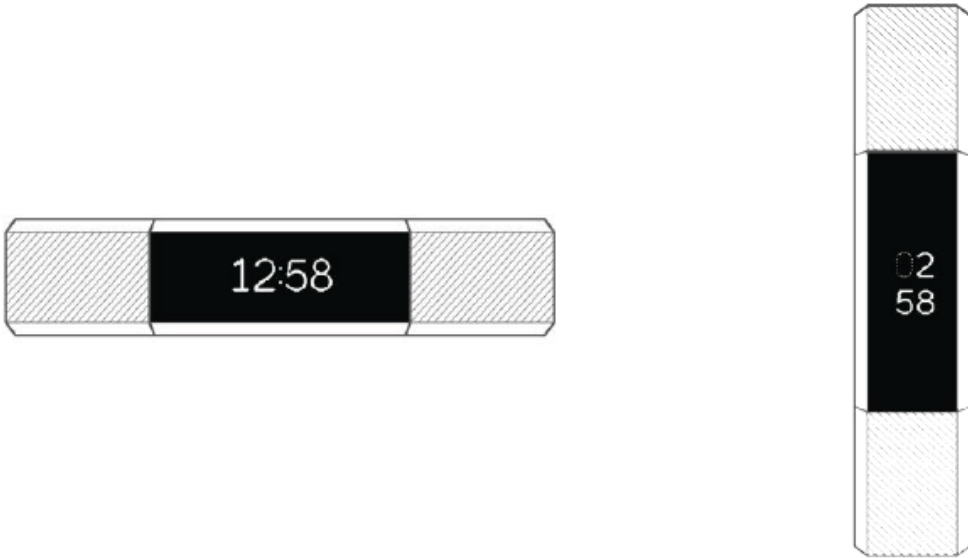
U.S. Patent No. 8,638,301	Fitbit, Inc. Accused Products
	 <p>Fitbit Alta™ syncs wirelessly to computers and 200+ devices, so you can log food, record workouts, explore your trends and connect with friends—all in one place.</p> <p>EXPLORE THE APP</p> <p>Source: Fitbit, Inc., Alta features, available at https://www.fitbit.com/alta.</p>


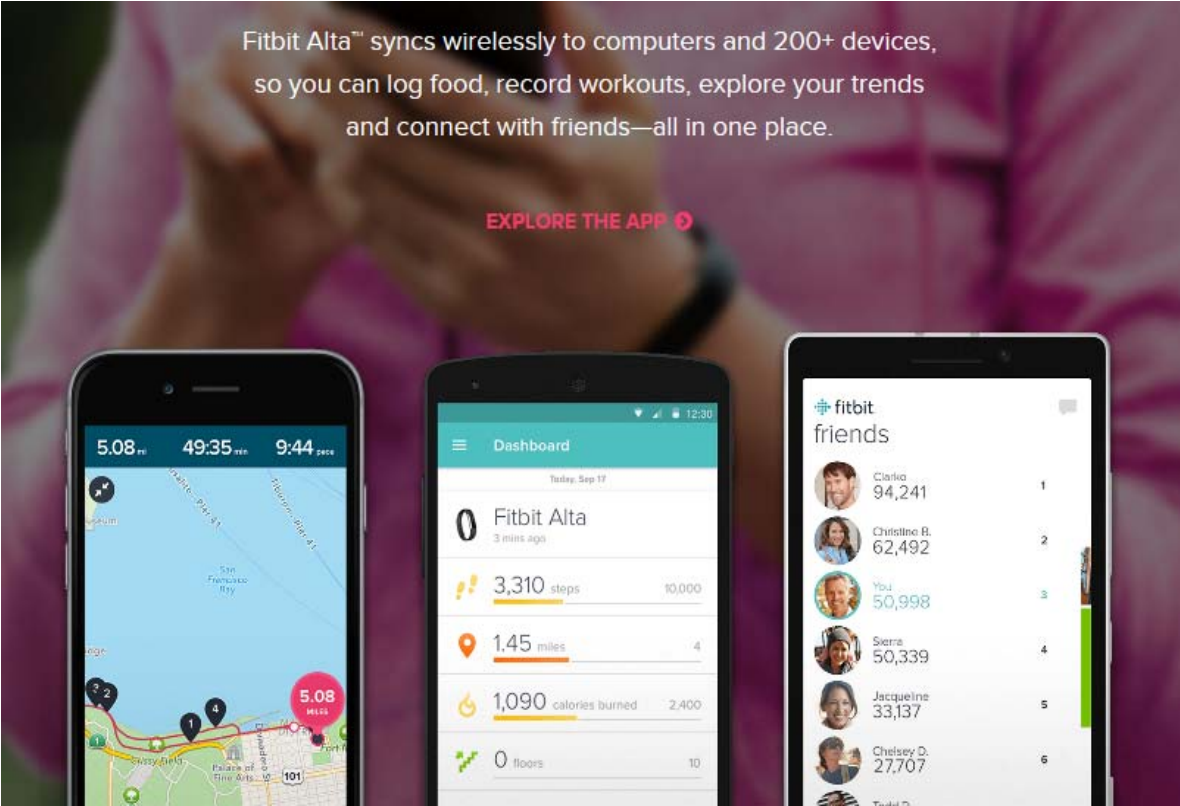
U.S. Patent No. 8,638,301	Fitbit, Inc. Accused Products
	<div data-bbox="300 285 873 1073">  </div> <div data-bbox="922 279 1333 380"> <p>Find more inspiration every day.</p> </div> <div data-bbox="930 464 980 506">  </div> <div data-bbox="1019 464 1208 491"> <p>All-Day Activity</p> </div> <div data-bbox="1019 497 1369 579"> <p>Track your steps, distance, calories burned, active minutes, hourly activity & stationary time.</p> </div> <div data-bbox="940 648 974 693">  </div> <div data-bbox="1019 648 1256 676"> <p>Reminders to Move</p> </div> <div data-bbox="1019 682 1382 793"> <p>Fitbit Alta™ helps you stay active throughout the day by giving you friendly reminders to move and celebrating when you do.</p> </div> <div data-bbox="933 863 980 907">  </div> <div data-bbox="1019 863 1175 890"> <p>SmartTrack™</p> </div> <div data-bbox="1019 896 1382 1010"> <p>Fitbit Alta™ automatically recognizes and records exercises for you, so you can keep track of your workouts without ever pushing a button.</p> </div> <div data-bbox="300 1073 1247 1108"> <p>Source: Fitbit, Inc., <i>Alta features</i>, available at https://www.fitbit.com/alta.</p> </div>

U.S. Patent No. 8,638,301	Fitbit, Inc. Accused Products
	<h2 data-bbox="298 296 1235 352">Automatic Tracking with Fitbit Alta</h2> <p data-bbox="298 384 1386 443">Your Alta tracks a variety of stats automatically whenever you're wearing it. Your tracker's latest data is uploaded to your Fitbit dashboard whenever you sync.</p> <h3 data-bbox="298 499 751 548">Viewing all-day stats</h3> <p data-bbox="298 579 829 611">Tap your Alta to see these all-day stats:</p> <ul data-bbox="342 642 618 779" style="list-style-type: none"> • Steps taken • Distance covered • Calories burned • Active minutes <p data-bbox="298 810 1317 869">Other stats captured by your tracker are available on your Fitbit dashboard, including:</p> <ul data-bbox="342 900 1398 999" style="list-style-type: none"> • Hours slept and sleep patterns • Hourly activity and stationary time • Exercise like running, outdoor biking, elliptical, sports, and aerobic activities <p data-bbox="298 1031 1425 1089">Double-tap your Alta to wake it up. When you see the clock, tap to see each of your stats in turn. If you have an alarm set, you'll also see the next alarm time.</p> <div data-bbox="298 1121 1425 1493">  <div data-bbox="496 1266 573 1297">Steps</div> <div data-bbox="1122 1266 1235 1297">Distance</div> <div data-bbox="475 1465 584 1497">Calories</div> <div data-bbox="1081 1465 1279 1497">Active minutes</div> </div> <p data-bbox="298 1503 1305 1572">Source: Fitbit Inc., <i>Alta Product Manual</i> (2017), p. 17, available at https://staticcs.fitbit.com/content/assets/help/manuals/manual_alta_en_US.pdf.</p>

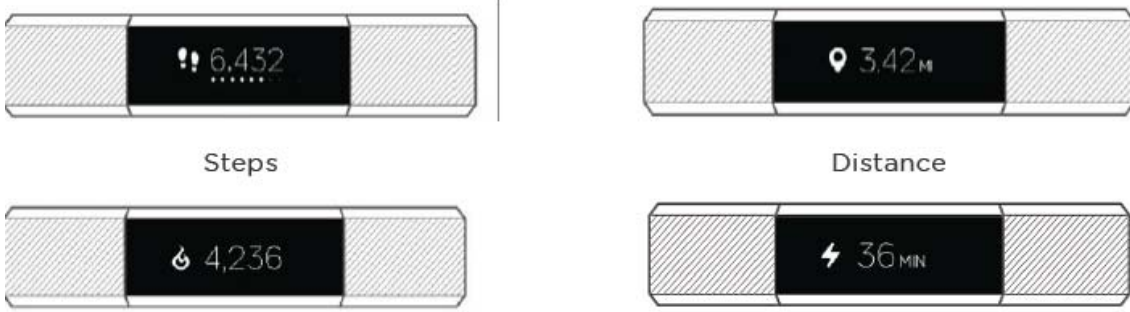
U.S. Patent No. 8,638,301	Fitbit, Inc. Accused Products
	<h2 data-bbox="329 291 1065 338">How does my tracker count steps?</h2> <hr data-bbox="329 378 1494 382"/> <p data-bbox="329 415 1471 636">Fitbit trackers use a 3-axis accelerometer to understand your motions. An accelerometer is a device that turns movement (acceleration) into digital measurements (data) when attached to the body. By analyzing acceleration data, our trackers provide detailed information about frequency, duration, intensity, and patterns of movement to determine your steps taken, distance traveled, calories burned, and sleep quality. The 3-axis implementation allows the accelerometer to measure your motion in any way that you move, making its activity measurements more precise than older, single-axis pedometers.</p> <p data-bbox="329 674 1487 968">Fitbit trackers have a finely tuned algorithm for step counting. The algorithm is designed to look for motion patterns that are most indicative of people walking. The algorithm determines whether a motion's size is large enough by setting a threshold. If the motion and its subsequent acceleration measurement meet the threshold, the motion will be counted as a step. If the threshold is not met, the motion won't be counted as a step. Other factors can create enough acceleration to meet our threshold and cause some over counting of steps, such as riding on a bumpy road. Equally, it's possible for the algorithm to undercount (not meet the required acceleration threshold). Examples here include walking on a very soft surface such as a plush carpet.</p> <p data-bbox="302 978 1490 1052"><i>Source: Fitbit, Inc., Fitbit Help - How does my tracker count steps? (Last updated: March 14, 2017), available at https://help.fitbit.com/articles/en_US/Help_article/1143.</i></p>
receive a second sensor signal from a second sensor, the second sensor configured to detect an interaction with the first mobile device;	<p data-bbox="289 1094 1581 1161">The Accused Products provide a processor that is configured to receive a second sensor signal from a second sensor, the second sensor configured to detect an interaction with the first mobile device.</p> <p data-bbox="289 1199 1588 1346">For example, the Accused Products provide a processor that is configured to receive another signal (i.e. second sensor signal) from the tap display (i.e. second sensor). Further, the Accused Product the tap display (i.e. second sensor) configured to detect an interaction with the Accused Product (e.g. first mobile device).</p> <p data-bbox="289 1383 1588 1530">As shown in the pictures below, the Accused Product provides a tap display, which is seen in the Alta Specs and the Alta Product Manual. In the following Alta Product Manual picture, the picture describes the tap display interaction with the Accused Product, which makes sure that the tracker can communicate with the user.</p>


U.S. Patent No. 8,638,301	Fitbit, Inc. Accused Products
	<div data-bbox="305 285 634 779">  <p>The image shows a black Fitbit Alta tracker with a black strap. The strap has several holes for adjustment. The tracker has a small display showing the name 'Jamie Scott'. Below the display, there are three small circles labeled 'Colors', 'Special Edition', and 'Special Edition'.</p> </div> <div data-bbox="935 285 1062 306"> <p>What's Included</p> </div> <div data-bbox="935 312 1110 422"> <ul style="list-style-type: none"> • Fitbit Alta tracker • Alta classic wristband • Charging cable • Wireless sync dongle </div> <div data-bbox="935 453 1122 474"> <p>Sensors & Components</p> </div> <div data-bbox="935 480 1105 533"> <ul style="list-style-type: none"> • 3-axis accelerometer • Vibration motor </div> <div data-bbox="935 564 997 585"> <p>Display</p> </div> <div data-bbox="935 592 1078 613"> <ul style="list-style-type: none"> • OLED tap display </div> <div data-bbox="935 648 1083 669"> <p>Battery and Power</p> </div> <div data-bbox="935 676 1549 697"> <p>We recommend charging Alta every few days to ensure you are always tracking.</p> </div> <div data-bbox="935 732 1560 753"> <p>Battery life up to 5 days. Battery life and charge cycles vary with use, settings, and</p> </div> <div data-bbox="935 789 1192 869"> <ul style="list-style-type: none"> • Battery type: Lithium-polymer • Charge time: One to two hours • Radio transceiver: Bluetooth 4.0 </div> <p data-bbox="305 879 1463 911">Source: Fitbit, Inc., <i>Alta Specs</i> (2017), available at https://www.fitbit.com/shop/alta#specs.</p> <h2 data-bbox="305 968 1159 1020">Sensors, wireless, and haptic feedback</h2> <p data-bbox="305 1068 1110 1100">Your Fitbit Alta contains the following sensors and motors:</p> <ul data-bbox="350 1152 1463 1310" style="list-style-type: none"> • A MEMS 3-axis accelerometer, which tracks your motion patterns • A Bluetooth 4.0 radio transceiver • A vibration motor, which allows Alta to vibrate for alarms, goals, notifications, and reminders <p data-bbox="305 1320 1305 1383">Source: Fitbit Inc., <i>Alta Product Manual</i> (2017), p. 17, available at https://staticcs.fitbit.com/content/assets/help/manuals/manual_alta_en_US.pdf.</p>

U.S. Patent No. 8,638,301	Fitbit, Inc. Accused Products
	<p>Navigation</p> <p>Alta has an OLED tap display that can be oriented horizontally or vertically. You can choose from several clock faces, each with a unique design.</p> <div data-bbox="334 499 1297 1052">  </div> <p>When you're not using Alta the display is off. To wake it up:</p> <ul style="list-style-type: none"> • Double-tap your tracker. • Turn your wrist towards you. This behavior, known as Quick View, can be turned off in your tracker settings. <p>Single-tap to flip through your stats. Stats include steps taken, distance covered, calories burned, and active minutes.</p> <p>Source: Fitbit Inc., <i>Alta Product Manual</i> (2017), p. 17, available at https://staticcs.fitbit.com/content/assets/help/manuals/manual_alta_en_US.pdf</p>
<p>receive a first data signal from a network interface, the network interface configured to receive signals transmitted by a second</p>	<p>The Accused Products provide a processor configured to receive a first data signal from a network interface, the network interface configured to receive signals transmitted by a second mobile device.</p> <p>For example, the Accused Products include a processor configured to receive data signals (i.e. data signal) via a Bluetooth transceiver (i.e. network interface). The Bluetooth transceiver is configured to receive signals transmitted by a smartphone (i.e. a second mobile device), e.g., the Fitbit app is available for more than 200 mobile devices that support iOS, Android, and Windows 10 operating systems. Specifically, for example, the processor in the Accused Product receives data via the Bluetooth transceiver when the user of the Fitbit application changes the daily step count goal from 10,000 steps per day to 20,000 steps per day.</p> <p>Collectively, the pictures below show and illustrate that the Accused Product contains a processor</p>

U.S. Patent No. 8,638,301	Fitbit, Inc. Accused Products
mobile device;	<p>configured to receive data signals via Bluetooth transceiver, and the transceiver is configured to receive signals transmitted (i.e. synchronized) by another mobile device, such as a smartphone (i.e. iPhone or Android).</p>   <p>Source: Fitbit, Inc., <i>Alta</i> features, available at https://www.fitbit.com/alta.</p>

U.S. Patent No. 8,638,301	Fitbit, Inc. Accused Products	
	Product Type	Activity Tracker
	Brand	Fitbit Inc.
	Device Name	Alta
	Device Model #	FB406
	Official Release Date	3/9/2016
	Target Market	Worldwide
	Retail Price	\$129.00
	Weight (grams)	27.1 (Measured)
	Device Dimensions (mm)	40.81 x 15.56 x 12.36 (Measured at Longest/Widest/Thickest Points)
	Product Features	
	Operating System	Proprietary
	Processor Spec	ARM Cortex-M4 32-Bit MCU + FPU
<p>Source: TechInsights Inc., <i>Deep Dive Teardown of the Fitbit Alta FB4066TES – Bluetooth Activity Tracker</i> (2017), available at http://techinsights.com/reports-and-subscriptions/open-market-reports/Report-Profile/?ReportKey=11255.</p> <h2>Sensors, wireless, and haptic feedback</h2> <p>Your Fitbit Alta contains the following sensors and motors:</p> <ul style="list-style-type: none">• A MEMS 3-axis accelerometer, which tracks your motion patterns• A Bluetooth 4.0 radio transceiver• A vibration motor, which allows Alta to vibrate for alarms, goals, notifications, and reminders <p>Source: Fitbit Inc., <i>Alta Product Manual</i> (2017), p. 28, available at https://staticcs.fitbit.com/content/assets/help/manuals/manual_alta_en_US.pdf.</p>		

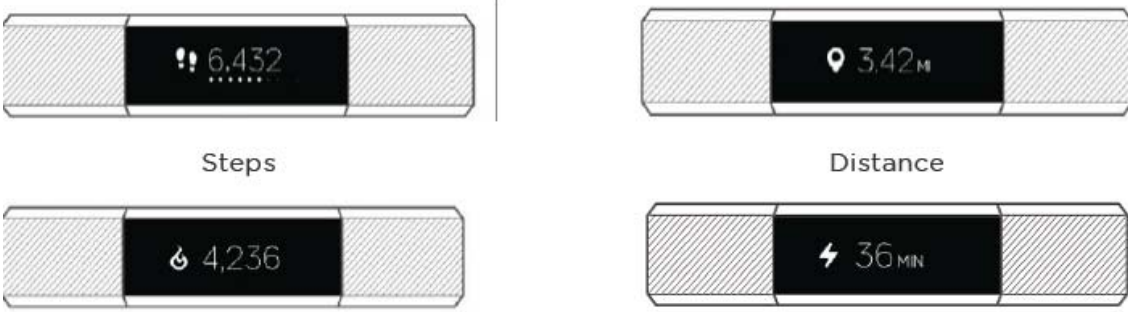
U.S. Patent No. 8,638,301	Fitbit, Inc. Accused Products
	<h2 data-bbox="298 296 1235 352">Automatic Tracking with Fitbit Alta</h2> <p data-bbox="298 384 1386 443">Your Alta tracks a variety of stats automatically whenever you're wearing it. Your tracker's latest data is uploaded to your Fitbit dashboard whenever you sync.</p> <h3 data-bbox="298 499 748 548">Viewing all-day stats</h3> <p data-bbox="298 579 829 611">Tap your Alta to see these all-day stats:</p> <ul data-bbox="342 642 618 779" style="list-style-type: none"> • Steps taken • Distance covered • Calories burned • Active minutes <p data-bbox="298 810 1317 869">Other stats captured by your tracker are available on your Fitbit dashboard, including:</p> <ul data-bbox="342 900 1398 999" style="list-style-type: none"> • Hours slept and sleep patterns • Hourly activity and stationary time • Exercise like running, outdoor biking, elliptical, sports, and aerobic activities <p data-bbox="298 1031 1422 1089">Double-tap your Alta to wake it up. When you see the clock, tap to see each of your stats in turn. If you have an alarm set, you'll also see the next alarm time.</p> <div data-bbox="298 1121 1422 1493">  <div data-bbox="496 1262 570 1293">Steps</div> <div data-bbox="1122 1262 1235 1293">Distance</div> <div data-bbox="472 1461 578 1493">Calories</div> <div data-bbox="1081 1461 1276 1493">Active minutes</div> </div> <p data-bbox="298 1503 1300 1572">Source: Fitbit Inc., <i>Alta Product Manual</i> (2017), p. 17, available at https://staticcs.fitbit.com/content/assets/help/manuals/manual_alta_en_US.pdf.</p>


U.S. Patent No. 8,638,301	Fitbit, Inc. Accused Products
	<p data-bbox="315 289 984 336">Tracking a daily activity goal</p> <p data-bbox="315 371 1471 432">Alta tracks your progress towards a daily activity goal of your choice. When you reach your goal, the tracker vibrates and flashes in celebration.</p> <p data-bbox="315 497 609 535">Choosing a goal</p> <p data-bbox="315 569 1531 693">By default your goal is 10,000 steps per day. You can change the goal to distance traveled, calories burned, or active minutes and select the corresponding value you prefer. For example, you may want to keep steps as your goal but change the target from 10,000 to 20,000 steps.</p> <p data-bbox="315 758 698 795">Seeing goal progress</p> <p data-bbox="315 829 1468 890">A goal progress bar helps keep you motivated. The dots in the bar shown below indicate that you're more than halfway to your goal.</p> <div data-bbox="656 940 1227 1066">  </div> <p data-bbox="302 1104 1305 1171"><i>Source:</i> Fitbit Inc., <i>Alta Product Manual</i> (2017), p. 17, available at https://staticcs.fitbit.com/content/assets/help/manuals/manual_alta_en_US.pdf.</p> <p data-bbox="287 1215 1572 1467">As another example, the Accused Products include a processor configured to receive data signals via a Bluetooth transceiver, a network interface. The Bluetooth transceiver is configured to receive signals transmitted by a smartphone (i.e. a second mobile device), e.g., the Fitbit app is available for more than 200 mobile devices that support iOS, Android, and Windows 10 operating systems. Specifically, for example, the processor in the Accused Product is configured to receive data via the Bluetooth transceiver when the user of the Fitbit application (“app”) configures the Daily activity goal, which sets the daily goal based on Fitbit app settings.</p>


U.S. Patent No. 8,638,301	Fitbit, Inc. Accused Products
	<p data-bbox="329 300 1382 344">Setting up your tracker on your mobile device</p> <p data-bbox="329 380 1484 441">The Fitbit app is compatible with more than 200 mobile devices that support iOS, Android, and Windows 10 operating systems.</p> <p data-bbox="329 472 537 499">To get started:</p> <ol data-bbox="375 531 1516 957" style="list-style-type: none"> <li data-bbox="375 531 1484 592">1. Make sure the Fitbit app is compatible with your mobile device by checking http://www.fitbit.com/devices. <li data-bbox="375 592 1516 783">2. Find the Fitbit app in one of these locations, depending on your device: <ul data-bbox="467 625 1516 783" style="list-style-type: none"> <li data-bbox="467 625 1500 653">• The Apple® App Store® for iOS devices such as an iPhone® or iPad®. <li data-bbox="467 657 1468 718">• The Google Play™ Store for Android devices such as the Samsung® Galaxy® S5 and Motorola Droid Turbo. <li data-bbox="467 722 1516 783">• The Microsoft® Windows Store for Windows 10 mobile devices such as the Lumia™ phone or Surface™ tablet. <li data-bbox="375 787 1451 848">3. Install the app. Note that you'll need an account with the applicable store before you can download even a free app such as Fitbit. <li data-bbox="375 852 1500 957">4. When the app is installed, open it and tap Join Fitbit to get started. You'll be guided through the process of creating a Fitbit account and connecting (pairing) your Alta to your mobile device. Pairing makes sure the tracker and mobile device can communicate with one another (sync their data). <p data-bbox="420 989 1484 1134">Note that the personal information you're asked during setup is used to calculate your basal metabolic rate (BMR), which helps determine your estimated calorie expenditure. This information is private unless you go into your Privacy settings and opt to share age, height, or weight with Fitbit friends.</p> <p data-bbox="329 1165 886 1192">After setup you're ready to get moving.</p> <p data-bbox="289 1253 1289 1320"><i>Source:</i> Fitbit Inc., <i>Alta Product Manual</i> (2017), p. 17, available at https://staticcs.fitbit.com/content/assets/help/manuals/manual_alta_en_US.pdf.</p> <p data-bbox="289 1360 1555 1463">The Fitbit app on the mobile device (e.g. Android or Apple smartphone) connects to the Accused Product via Bluetooth. Next, the Fitbit app transmits the daily activity goal to the Accused Product for the user as shown below.</p>


U.S. Patent No. 8,638,301	Fitbit, Inc. Accused Products
	<div data-bbox="289 285 1463 1083"> </div> <p data-bbox="302 1157 1463 1188">Source: Fitbit, Inc., <i>Alta Specs</i> (2017), available at https://www.fitbit.com/shop/alta#specs.</p> <p data-bbox="289 1230 1568 1335">Further, the Fitbit App on the mobile device, for example, synchronizes (“syncs”) with the Accused Product. As shown below, the Fitbit App on the mobile device automatically transfers data to the Accused Product, such as settings or configurations, via Bluetooth Low Energy (BLE) technology.</p>


U.S. Patent No. 8,638,301	Fitbit, Inc. Accused Products
	<p>Syncing your tracker data to your Fitbit account</p> <p>Once you've set up and started using Alta, you'll need to make sure it regularly transfers (syncs) its data to Fitbit so you can track your progress, see your exercise history, earn badges, analyze your sleep logs, and more on your Fitbit dashboard. A daily sync is recommended but not required.</p> <p>The Fitbit apps use Bluetooth Low Energy (BLE) technology to sync with your Fitbit tracker. Each time you open the app it syncs if the tracker is nearby, and it also syncs periodically throughout the day if you have the all-day sync setting enabled.</p> <p>Fitbit Connect on a Mac® also uses Bluetooth for syncing (if available), otherwise you'll need to make sure your wireless sync dongle is plugged into the computer. Fitbit Connect on a PC requires that you plug in your wireless sync dongle. You can force Fitbit Connect to sync at any time or it will happen automatically every 15 minutes if:</p> <ul style="list-style-type: none"> • The tracker is within 30 feet of your computer. • The computer is powered on, awake, and connected to the Internet. <p>Source: Fitbit Inc., <i>Alta Product Manual</i> (2017), p. 17, available at https://staticcs.fitbit.com/content/assets/help/manuals/manual_alta_en_US.pdf.</p>
determine a change in a display signal based at least in part on the first data signal and the second sensor signal;	<p>The Accused Product includes a processor configured to determine a change in a display signal based at least in part on the first data signal and the second sensor signal.</p> <p>For example, the Accused Product tracks the progress towards a daily goal as the data. In particular, the Accused Product uses its processor that is configured to determine the changes in the screens (i.e. display signal) based the user's steps and statistics on the steps taken (i.e. first data signal) and the user's interaction or navigation with the tap display input device (i.e. second sensor signal) that sets up the a tracking exercise or steps taken.</p> <p>The pictures below show that the Accused Product allows for the user to interact with the touchscreen and tracks a variety of user's stats. Further, the pictures provide how the user can navigate the exercise menu on the Accused Product, and as an example, the Accused Product may determine a change in the display screen based on the user's daily activity goal.</p>


























U.S. Patent No. 8,638,301	Fitbit, Inc. Accused Products
	<h2 data-bbox="300 296 1235 352">Automatic Tracking with Fitbit Alta</h2> <p data-bbox="300 384 1386 443">Your Alta tracks a variety of stats automatically whenever you're wearing it. Your tracker's latest data is uploaded to your Fitbit dashboard whenever you sync.</p> <h3 data-bbox="300 499 748 548">Viewing all-day stats</h3> <p data-bbox="300 579 829 611">Tap your Alta to see these all-day stats:</p> <ul data-bbox="345 642 618 779" style="list-style-type: none"> • Steps taken • Distance covered • Calories burned • Active minutes <p data-bbox="300 810 1317 869">Other stats captured by your tracker are available on your Fitbit dashboard, including:</p> <ul data-bbox="345 900 1398 999" style="list-style-type: none"> • Hours slept and sleep patterns • Hourly activity and stationary time • Exercise like running, outdoor biking, elliptical, sports, and aerobic activities <p data-bbox="300 1031 1422 1089">Double-tap your Alta to wake it up. When you see the clock, tap to see each of your stats in turn. If you have an alarm set, you'll also see the next alarm time.</p> <div data-bbox="300 1121 1422 1493">  <div data-bbox="496 1262 570 1293">Steps</div> <div data-bbox="1122 1262 1235 1293">Distance</div> <div data-bbox="472 1461 578 1493">Calories</div> <div data-bbox="1081 1461 1276 1493">Active minutes</div> </div> <p data-bbox="300 1503 1300 1572">Source: Fitbit Inc., <i>Alta Product Manual</i> (2017), p. 17, available at https://staticcs.fitbit.com/content/assets/help/manuals/manual_alta_en_US.pdf</p>


U.S. Patent No. 8,638,301	Fitbit, Inc. Accused Products
	<p data-bbox="318 289 984 336">Tracking a daily activity goal</p> <p data-bbox="318 371 1471 434">Alta tracks your progress towards a daily activity goal of your choice. When you reach your goal, the tracker vibrates and flashes in celebration.</p> <p data-bbox="318 497 609 535">Choosing a goal</p> <p data-bbox="318 569 1531 695">By default your goal is 10,000 steps per day. You can change the goal to distance traveled, calories burned, or active minutes and select the corresponding value you prefer. For example, you may want to keep steps as your goal but change the target from 10,000 to 20,000 steps.</p> <p data-bbox="318 758 699 795">Seeing goal progress</p> <p data-bbox="318 829 1468 892">A goal progress bar helps keep you motivated. The dots in the bar shown below indicate that you're more than halfway to your goal.</p> <div data-bbox="656 940 1227 1066">  </div> <p data-bbox="302 1104 1300 1171"><i>Source:</i> Fitbit Inc., <i>Alta Product Manual</i> (2017), p. 17, available at https://staticcs.fitbit.com/content/assets/help/manuals/manual_alta_en_US.pdf</p> <p data-bbox="289 1213 1531 1354">In another example, the Accused Product displays and tracks the user's heart rate, steps, distance, calories burned, stairs climbed and active minutes. When the user uses Exercise Mode by using feature SmartTrack, the display changes and gives the user real-time states on your wrist, as illustrated below.</p> <p data-bbox="326 1407 716 1453">Tracking exercise</p> <p data-bbox="326 1486 1468 1549">The SmartTrack™ feature automatically detects selected exercises and records the details in your exercise history.</p> <p data-bbox="326 1575 1507 1663">By default, SmartTrack detects continuous movement at least 15 minutes in length. You can increase or decrease the minimum duration or disable SmartTrack for one or more exercise types.</p> <p data-bbox="326 1688 1474 1719">For more information about customizing and using SmartTrack, see help.fitbit.com.</p>

U.S. Patent No. 8,638,301	Fitbit, Inc. Accused Products
	<p>Tracking hourly activity</p> <p>The Reminders to Move feature helps keep you active throughout the day for better health and fitness. If you haven't walked at least 250 steps in a given hour, at ten minutes before the hour you'll feel a vibration reminding you to walk. If you accumulate enough steps in time you'll see a congratulatory message.</p>  <p>You can find more information about your hourly activity and stationary periods on your Fitbit dashboard.</p> <p>Source: Fitbit Inc., <i>Alta Product Manual</i> (2017), p. 17, available at https://staticcs.fitbit.com/content/assets/help/manuals/manual_alta_en_US.pdf.</p>
<p>determine a haptic effect based at least in part on the first data signal; and</p>	<p>The Accused Products include a processor configured to determine a haptic effect based at least in part on the first data signal.</p> <p>For example, the Accused Products provide a processor configured to determine a particular haptic feedback, e.g., vibration or pulse pattern (i.e. haptic effect) based at least in part on the user's stats and steps taken (i.e. first data signal).</p> <p>The following pictures below show that the Accused Product contains haptic feedback, via a vibration motor. As an example, the pictures below show that the Accused Product may determine a haptic feedback based on the user's stat, such as the user meeting the 10,000 steps goal.</p> <p>Sensors, wireless, and haptic feedback</p> <p>Your Fitbit Alta contains the following sensors and motors:</p> <ul style="list-style-type: none"> • A MEMS 3-axis accelerometer, which tracks your motion patterns • A Bluetooth 4.0 radio transceiver • A vibration motor, which allows Alta to vibrate for alarms, goals, notifications, and reminders <p>Source: Fitbit Inc., <i>Alta Product Manual</i> (2017), p. 28, available at https://staticcs.fitbit.com/content/assets/help/manuals/manual_alta_en_US.pdf.</p>





U.S. Patent No. 8,638,301	Fitbit, Inc. Accused Products
	<p>Tracking a daily activity goal</p> <p>Alta tracks your progress towards a daily activity goal of your choice. When you reach your goal, the tracker vibrates and flashes in celebration.</p> <p>Choosing a goal</p> <p>By default your goal is 10,000 steps per day. You can change the goal to distance traveled, calories burned, or active minutes and select the corresponding value you prefer. For example, you may want to keep steps as your goal but change the target from 10,000 to 20,000 steps.</p> <p>Seeing goal progress</p> <p>A goal progress bar helps keep you motivated. The dots in the bar shown below indicate that you're more than halfway to your goal.</p>  <p>Source: Fitbit Inc., <i>Alta Product Manual</i> (2017), p. 17, available at https://staticcs.fitbit.com/content/assets/help/manuals/manual_alta_en_US.pdf</p>
outputting the haptic effect.	<p>The Accused Products include a processor configured to output the haptic effect.</p> <p>For example, the Accused Products include a processor configured to output the haptic feedback (i.e. haptic effect).</p> <p>The pictures below provide that the Accused Product is configured to output the haptic feedback (i.e. haptic effect). As an example, the Accused Product vibrates with alarms, goals, and notifications, such as the user meeting the 10,000 steps goal.</p> <p>Sensors, wireless, and haptic feedback</p> <p>Your Fitbit Alta contains the following sensors and motors:</p> <ul style="list-style-type: none"> • A MEMS 3-axis accelerometer, which tracks your motion patterns • A Bluetooth 4.0 radio transceiver • A vibration motor, which allows Alta to vibrate for alarms, goals, notifications, and reminders

U.S. Patent No. 8,638,301	Fitbit, Inc. Accused Products
	<p>Source: Fitbit Inc., <i>Alta Product Manual</i> (2017), p. 28, available at https://staticcs.fitbit.com/content/assets/help/manuals/manual_alta_en_US.pdf.</p> <p>Tracking a daily activity goal</p> <p>Alta tracks your progress towards a daily activity goal of your choice. When you reach your goal, the tracker vibrates and flashes in celebration.</p> <p>Choosing a goal</p> <p>By default your goal is 10,000 steps per day. You can change the goal to distance traveled, calories burned, or active minutes and select the corresponding value you prefer. For example, you may want to keep steps as your goal but change the target from 10,000 to 20,000 steps.</p> <p>Seeing goal progress</p> <p>A goal progress bar helps keep you motivated. The dots in the bar shown below indicate that you're more than halfway to your goal.</p> <div></div> <p>Source: Fitbit Inc., <i>Alta Product Manual</i> (2017), p. 17, available at https://staticcs.fitbit.com/content/assets/help/manuals/manual_alta_en_US.pdf.</p>

Claim 28	Fitbit, Inc. Accused Products								
<p>The system of claim 27, wherein the first sensor and the second sensor are each configured to detect one or more of: contact, pressure, acceleration, inclination, inertia, or location.</p>	<p>The Accused Products provide that the first sensor and the second sensor are each configured to detect one or more of: contact, pressure, acceleration, inclination, inertia, or location.</p> <p>For example, the Accused Products provide that the first sensor (i.e. 3-axis accelerometer) and the second sensor (i.e. tap display) are each configured to detect one or more of: contact, pressure, acceleration, inclination, inertia, or location.</p> <p>The pictures below show that the Accused Product contains a tap display (i.e. contact pressure), 3-axis accelerometer (i.e. acceleration), and an altimeter (i.e. inclination and inertia).</p> <div data-bbox="305 569 651 1087">  </div> <div data-bbox="927 569 1516 615"> <p>Fitness and fashion on display.</p> </div> <div data-bbox="922 716 1516 1045"> <table border="0"> <tr> <td> All-Day Activity</td> <td> Auto Sleep Tracking</td> </tr> <tr> <td> Reminders to Move</td> <td> Clock</td> </tr> <tr> <td> SmartTrack™ Auto Exercise Recognition</td> <td> Tap Display</td> </tr> <tr> <td> Call, Text & Calendar Alerts</td> <td> Accessory Bands Sold Separately</td> </tr> </table> </div> <p>Source: Fitbit, Inc., <i>Alta</i>, (2017), available at https://www.fitbit.com/alta.</p> <h3>Sensors, wireless, and haptic feedback</h3> <p>Your Fitbit Alta contains the following sensors and motors:</p> <ul style="list-style-type: none"> • A MEMS 3-axis accelerometer, which tracks your motion patterns • A Bluetooth 4.0 radio transceiver • A vibration motor, which allows Alta to vibrate for alarms, goals, notification and reminders <p>Source: Fitbit Inc., <i>Alta Product Manual</i> (2017), p. 28, available at https://staticcs.fitbit.com/content/assets/help/manuals/manual_alta_en_US.pdf.</p> <h3>Display</h3> <p>Alta has an OLED tap display.</p> <p>Source: Fitbit Inc., <i>Alta Product Manual</i> (2017), p. 23, available at https://staticcs.fitbit.com/content/assets/help/manuals/manual_alta_en_US.pdf.</p>	 All-Day Activity	 Auto Sleep Tracking	 Reminders to Move	 Clock	 SmartTrack™ Auto Exercise Recognition	 Tap Display	 Call, Text & Calendar Alerts	 Accessory Bands Sold Separately
 All-Day Activity	 Auto Sleep Tracking								
 Reminders to Move	 Clock								
 SmartTrack™ Auto Exercise Recognition	 Tap Display								
 Call, Text & Calendar Alerts	 Accessory Bands Sold Separately								

Claim 29	Fitbit, Inc. Accused Products
<p>The system of claim 27, wherein the second sensor comprises a touch-screen.</p>	<p>The Accused Products provide the second sensor comprises a touch-screen.</p> <p>For example, the Accused Products provide the second sensor comprises a tap display (i.e. touchscreen).</p> <p>As shown below, the Accused Product contains a tap display (i.e. second sensor).</p> <div data-bbox="305 457 652 976">  </div> <div data-bbox="938 457 1513 934"> <p>Fitness and fashion on display.</p> <ul style="list-style-type: none"> All-Day Activity Auto Sleep Tracking Reminders to Move Clock SmartTrack™ Auto Exercise Recognition Tap Display Call, Text & Calendar Alerts Accessory Bands Sold Separately </div> <p>Source: Fitbit, Inc., <i>Alta</i>, (2017), available at https://www.fitbit.com/alta.</p> <p>Display</p> <p>Alta has an OLED tap display.</p> <p>Source: Fitbit Inc., <i>Alta Product Manual</i> (2017), p. 23, available at https://staticcs.fitbit.com/content/assets/help/manuals/manual_alta_en_US.pdf.</p>

Claim 31	Fitbit, Inc. Accused Products
<p>The system of claim 27, wherein the processor is further configured to transmit a second data signal to the network interface, and the network interface is further configured to transmit the second data signal to the second mobile device.</p>	<p>The Accused Products provide the processor is further configured to transmit a second data signal to the network interface, and the network interface is further configured to transmit the second data signal to the second mobile device.</p> <p>For example, as the picture below shows in the red boxes, the Accused Product provides that the processor is further configured to transmit information corresponding to a summary of a user's tracked statistics and results, including daily activity goal results (i.e. second data signal) to the Bluetooth transceiver (i.e. network interface), and the Bluetooth transceiver (i.e. network interface) is further configured to transmit the information corresponding to a summary of a user's tracked statistics and results, including daily activity goal results to smartphone, such as an iPhone or Android smartphone (i.e. second mobile device). By way of example, as shown in the red boxes in the picture below, the Accused Product provides that the processor is further configured to transmit or sync the information corresponding to a summary of a user's tracked statistics and results, including daily activity goal results to the Bluetooth transceiver, and the Bluetooth transceiver is further configured to transmit the information corresponding to a summary of a user's tracked statistics and results, including daily activity goal results to the Fitbit dashboard on a user's smartphone, such as an iPhone or Android smartphone.</p>

Claim 31	Fitbit, Inc. Accused Products
	<p data-bbox="337 220 1317 275">Automatic Tracking with Fitbit Alta</p> <div data-bbox="337 310 1490 394" style="border: 2px solid red; padding: 5px;"> <p data-bbox="337 310 1490 394">Your Alta tracks a variety of stats automatically whenever you're wearing it. Your tracker's latest data is uploaded to your Fitbit dashboard whenever you sync.</p> </div> <p data-bbox="337 436 808 485">Viewing all-day stats</p> <p data-bbox="337 516 894 548">Tap your Alta to see these all-day stats:</p> <ul data-bbox="386 583 675 726" style="list-style-type: none"> • Steps taken • Distance covered • Calories burned • Active minutes <p data-bbox="337 758 1398 821">Other stats captured by your tracker are available on your Fitbit dashboard, including:</p> <ul data-bbox="386 856 1490 957" style="list-style-type: none"> • Hours slept and sleep patterns • Hourly activity and stationary time • Exercise like running, outdoor biking, elliptical, sports, and aerobic activities <p data-bbox="337 989 1511 1052">Double-tap your Alta to wake it up. When you see the clock, tap to see each of your stats in turn. If you have an alarm set, you'll also see the next alarm time.</p> <div data-bbox="332 1087 829 1203">  </div> <p data-bbox="545 1234 623 1266">Steps</p> <div data-bbox="998 1087 1511 1203">  </div> <p data-bbox="1198 1234 1317 1266">Distance</p> <div data-bbox="332 1293 820 1402">  </div> <p data-bbox="521 1440 634 1472">Calories</p> <div data-bbox="1003 1293 1511 1402">  </div> <p data-bbox="1154 1440 1360 1472">Active minutes</p> <div data-bbox="337 1507 1511 1612" style="border: 2px solid red; padding: 5px;"> <p data-bbox="337 1507 1511 1612">Alta starts tracking your stats for the next day at midnight based on your time zone. Though your stats reset to zero at midnight, the previous day's data is not deleted. That data will be captured in your Fitbit account when you next sync your tracker.</p> </div> <p data-bbox="302 1619 1438 1724">Source: Fitbit Inc., <i>Alta Product Manual</i> (2017), p. 23, available at https://staticcs.fitbit.com/content/assets/help/manuals/manual_alta_en_US.pdf (emphasis added).</p> <p data-bbox="289 1766 1495 1906">By way of another example, as the picture below shows in the red boxes, the Accused Product provides that the processor is further configured to transmit information corresponding to a summary of a user's tracked statistics and results, including daily activity goal results (i.e. second data signal) to the Bluetooth transceiver (i.e. network interface), and the Bluetooth</p>

Claim 31	Fitbit, Inc. Accused Products
	<p>transceiver (i.e. network interface) is further configured to transmit the information corresponding to a summary of a user's tracked statistics and results, including daily activity goal results to smartphone, such as an iPhone or Android smartphone (i.e. second mobile device). For instance, as shown in the red boxes in the picture below, the Accused Product provides that the processor is further configured to transmit or sync information corresponding to a summary of a user's tracked statistics and results, including daily activity goal results to the Bluetooth transceiver, and the Bluetooth transceiver is further configured to transmit the information corresponding to a summary of a user's tracked statistics and results, including daily activity goal results to the Fitbit dashboard on a user's smartphone, such as an iPhone or Android smartphone.</p> <div data-bbox="300 609 1523 1129" data-label="Image"> </div> <p>Source: Fitbit Inc., <i>Alta Product Manual</i> (2017), p. 23, available at https://staticcs.fitbit.com/content/assets/help/manuals/manual_alta_en_US.pdf (emphasis added).</p> <p>By way of another example, as the picture below shows in the red boxes, the Accused Product provides that the processor is further configured to transmit information corresponding to a summary of a user's tracked statistics and results, including daily activity goal results (i.e. second data signal) to the Bluetooth transceiver (i.e. network interface), and the Bluetooth transceiver (i.e. network interface) is further configured to transmit the information corresponding to a summary of a user's tracked statistics and results, including daily activity goal results to smartphone, such as an iPhone or Android smartphone (i.e. second mobile device). Accordingly, the Accused Product provides that the processor is further configured to transmit information corresponding to a summary of a user's tracked statistics and results, including daily activity goal results (i.e. second data signal) to the Bluetooth transceiver (i.e. network interface), and the Bluetooth transceiver (i.e. network interface) is further configured to transmit the information corresponding to a summary of a user's tracked statistics and results, including daily activity goal results data to smartphone, such as an iPhone or Android smartphone, by syncing or transferring the information corresponding to a summary of a user's</p>

Claim 31	Fitbit, Inc. Accused Products
	<p>tracked statistics and results, including daily activity goal results data collected from the tracker to the Fitbit dashboard.</p> <div data-bbox="435 323 1401 541" style="border: 2px solid red; padding: 10px; margin: 10px 0;"> <p>WHAT IS SYNCING?</p> <p><i>Syncing</i> is the process that transfers the data your tracker collects to your Fitbit dashboard. The dashboard is where you can track your progress, see how you slept, set goals, log food and water, challenge friends, and much more. Your tracker uses Bluetooth Low Energy (BLE) technology to sync with mobile devices and certain computers. The instructions in How do I set up my tracker? explain how to make sure your Fitbit tracker can sync with the mobile device or computer you prefer.</p> </div> <div data-bbox="435 562 1380 873" style="border: 2px solid red; padding: 10px; margin: 10px 0;"> <p>WHEN DOES MY TRACKER SYNC?</p> <p>If your tracker is paired to the Fitbit app on a mobile device, it syncs every time you open the app. It can also sync periodically throughout the day if you have All-Day sync turned on. If you sync your tracker with a computer and Fitbit Connect, it syncs automatically every 15 to 30 minutes assuming the tracker and computer are in proximity, and the dongle is plugged in, if applicable.</p> <p>You can also initiate a sync whenever you like if your tracker is nearby. If you're using an iOS or Android mobile device, you can sync your tracker from the Fitbit app dashboard by touching your tracker image at the top of the screen and pulling down. Choose a section to see syncing instructions.</p> </div> <div data-bbox="444 894 1390 1171" style="margin: 10px 0;"> <div> IOS DEVICES ▼ </div> <hr/> <div> ANDROID DEVICES ▼ </div> <hr/> <div> WINDOWS 10 MOBILE DEVICES AND COMPUTERS ▼ </div> <hr/> <div> MAC OR WINDOWS 8.1 COMPUTERS ▼ </div> <hr/> </div> <p>Source: Fitbit, Inc., <i>How do Fitbit devices sync their data?</i> (2017), available at http://help.fitbit.com/articles/en_US/Help_article/1877?p=charge_2&c=Topics%3AAndroid&l=en_US&fs=Search&pn=1.</p>