






# C-10

**Immersion Corporation**  
 U.S. Patent No. 8,638,301  
**Infringement Contentions to Fitbit, Inc.**


<b>U.S. Patent No.</b> 8,638,301	<b>Fitbit, Inc. Accused Products</b>
Claim 27. A system comprising:	<p>The Fitbit Accused Product, the Fitbit Surge, (hereinafter “the Accused Product”) provides a system.</p> <p>The Fitbit Accused Products provide system of an interaction between a fitness watch and a smartphone. See <a href="https://www.fitbit.com/surge">https://www.fitbit.com/surge</a>; <a href="https://www.ifixit.com/Teardown/FitBit+Surge+Teardown/42344">https://www.ifixit.com/Teardown/FitBit+Surge+Teardown/42344</a>.</p> <p>For example, the Accused Products practices a system as a fitness watch synchronizing with a smartphone.</p> <div data-bbox="251 825 800 1390">  </div> <div data-bbox="264 1444 985 1497"> <p>The ultimate fitness super watch.</p> </div> <div data-bbox="264 1547 324 1602">  </div> <div data-bbox="339 1558 518 1591"> <p><b>GPS Tracking</b></p> </div> <div data-bbox="339 1598 698 1659"> <p>See distance, pace, split times and elevation climbed &amp; review routes</p> </div> <div data-bbox="816 1547 867 1602">  </div> <div data-bbox="885 1558 1089 1591"> <p><b>All-Day Activity</b></p> </div> <div data-bbox="885 1598 1278 1694"> <p>Track steps, distance, calories burned, floors climbed, active minutes, hourly activity &amp; stationary time</p> </div> <div data-bbox="264 1745 315 1793">  </div> <div data-bbox="339 1749 633 1782"> <p><b>PurePulse™ Heart Rate</b></p> </div> <div data-bbox="339 1789 737 1852"> <p>Get continuous, automatic, wrist-based heart rate &amp; simplified heart rate zones</p> </div> <div data-bbox="812 1738 867 1789">  </div> <div data-bbox="885 1749 1222 1782"> <p><b>SmartTrack™ + Multi-Sport</b></p> </div> <div data-bbox="885 1789 1284 1881"> <p>Track runs, rides &amp; other workouts with multi-sport modes or automatically record them with SmartTrack</p> </div>

<p><b>U.S. Patent No.</b> 8,638,301</p>	<p><b>Fitbit, Inc. Accused Products</b></p>
	<div data-bbox="292 363 1044 417"> <p>Life on the move. Stats on display.</p> </div> <div data-bbox="280 468 337 516"> </div> <div data-bbox="349 472 625 504"> <p><b>Notifications + Music</b></p> </div> <div data-bbox="349 512 665 609"> <p>See call &amp; text notifications on display and control songs from your mobile playlist</p> </div> <div data-bbox="729 474 786 504"> </div> <div data-bbox="807 472 1034 504"> <p><b>Long Battery Life</b></p> </div> <div data-bbox="807 512 1248 642"> <p>Surge has a battery life up to 7 days and GPS battery life up to 10 hours (Battery life and charge cycles vary with use, settings and other factors: Actual results will vary)</p> </div> <div data-bbox="280 701 337 751"> </div> <div data-bbox="349 709 617 741"> <p><b>Auto Sleep + Alarms</b></p> </div> <div data-bbox="349 749 680 812"> <p>Monitor your sleep automatically &amp; set a silent alarm</p> </div> <div data-bbox="745 705 786 751"> </div> <div data-bbox="807 709 1034 741"> <p><b>Wireless Syncing</b></p> </div> <div data-bbox="807 749 1211 812"> <p>Sync stats wirelessly &amp; automatically to computers and leading smartphones</p> </div> <p><i>Source: Fitbit, Inc., Surge (2017), available at <a href="https://www.fitbit.com/surge">https://www.fitbit.com/surge</a>.</i></p> <p>In particular, the Accused Product is configured to pair or sync with a smartphone (e.g. iPhone or Android) as shown in the pictures above and below.</p> <p><b>WHAT IS SYNCING?</b></p> <p><b>Syncing</b> is the process that transfers the data your device collects to your Fitbit dashboard. The dashboard is where you can track your progress, see how you slept, set goals, log food and water, challenge friends, and much more. Fitbit trackers and watches use Bluetooth Low Energy (BLE) technology to sync with phones, tablets, and certain computers. Fitbit scales use Wi-Fi to connect directly to your router. The instructions in <a href="#">How do I set up my Fitbit device?</a> explain how to make sure your device can sync to your Fitbit dashboard.</p> <p><b>WHEN DOES MY TRACKER OR WATCH SYNC?</b></p> <p>If your device is paired to the Fitbit app, it syncs every time you open the app. If you turn on All-Day sync it also syncs periodically throughout the day. If you sync your device with a computer and Fitbit Connect, it syncs automatically every 15 to 30 minutes when the Fitbit device and computer are nearby, and the dongle is plugged in, if applicable.</p> <p><i>Source: Fitbit, Inc., Fitbit Surge Help “How do Fitbit devices sync their data?” (2017), available at <a href="http://help.fitbit.com/articles/en_US/Help_article/1877/?l=en_US&amp;c=Topics%3ASyncing&amp;p=surge&amp;fs=Search&amp;pn=1">http://help.fitbit.com/articles/en_US/Help_article/1877/?l=en_US&amp;c=Topics%3ASyncing&amp;p=surge&amp;fs=Search&amp;pn=1</a>.</i></p> <p><b><u>INDIRECT INFRINGEMENT</u></b></p> <p>Fitbit indirectly infringes the '301 patent, under 35 U.S.C. § 271(b), by inducing infringement by others, such as manufacturers, resellers, developers, and customers, and end-users, and/or providing the fitness watch and a smartphone as components for use in an system of an interaction between a fitness watch and a smartphone that practices the invention in accordance with the element-by-element mapping of features to claim elements set forth in this chart for this claim and</p>


<b>U.S. Patent No.</b> 8,638,301	<b>Fitbit, Inc. Accused Products</b>
	<p>its dependent claims.</p> <p>As the element-by-element mapping shows, Fitbit provides ample “help” documentations that instruct a user in how to use the system to perform each of the functions which are described. Further, Fitbit provides instructions on how a user can set up a device and install software such that the features are enabled.</p> <p>For example, Fitbit provides a setup website to help and support the user to “Get the Fitbit App to Set Up Your Device” at <a href="https://www.fitbit.com/setup">https://www.fitbit.com/setup</a>. At that site, Fitbit specifically instructs the user to download the Fitbit App from one of several websites (e.g., Google Play, Apple App Store, or Windows Store). Further, if the user does not have a mobile device, Fitbit instructs that the user can download an application for an Apple or Windows personal computer. Fitbit provides further instructions and help to set up a user’s device, as well.</p> <div data-bbox="548 865 1219 1619" data-label="Image"> </div> <p><i>Source:</i> Fitbit, Inc., “Get the Fitbit App to Set Up Your Device” (2017), <i>available at</i> <a href="https://www.fitbit.com/setup">https://www.fitbit.com/setup</a>; <i>see also</i> <a href="https://www.fitbit.com/app">https://www.fitbit.com/app</a>.</p> <p>Fitbit also provides answers on its website to popular topics and questions that other users have had setting up their devices. Further, Fitbit provides a support community to educate users about certain features. (See Fitbit, Inc., “Get the skinny on your Fitbit device,” <a href="http://help.fitbit.com/">http://help.fitbit.com/</a>.) Fitbit provides web pages with answers to popular topics and questions that other users have had</p>

<p><b>U.S. Patent No.</b> 8,638,301</p>	<p><b>Fitbit, Inc. Accused Products</b></p>
	<p>setting up their devices. Further, Fitbit provides a support community to educate users about certain features. In addition, users can request certain features or options to be implemented in the Fitbit's software and/or API such as on Fitbit's "Ideas Board" online forum, which Fitbit provides at <a href="https://community.fitbit.com/t5/Feature-Requests/idb-p/features">https://community.fitbit.com/t5/Feature-Requests/idb-p/features</a>. Fitbit also provides How-To Videos to help users, as illustrated in the screenshot shown below. (<i>See, e.g.</i>, Fitbit Inc., "How-To Videos," <a href="https://www.fitbit.com/how-to">https://www.fitbit.com/how-to</a> ("Get started with your Fitbit products and find out how to make the most of features like sleep tools, exercise modes and more, with these short and sweet how-to videos.").)</p> <div data-bbox="420 680 1338 1199" data-label="Image"> </div> <p><i>Source:</i> Fitbit Inc., "How-To Videos," available at <a href="https://www.fitbit.com/how-to">https://www.fitbit.com/how-to</a>.</p>
<p>a processor configured to:</p>	<p>The Accused Product includes a processor.</p> <p>For example, the Accused Product includes Silicon Labs 32-Bit ARM Cortex-M3 48 MHz Microcontroller. Further, the Microcontroller (i.e. processor) is configured to perform various instructions as listed below.</p> <p>The <i>FitBit Surge Teardown</i> and <i>Surge Specs</i> pictures identify the components of the Accused Product as including a microcontroller (i.e. processor) and various different types of sensors (e.g. accelerometer, altimeter, optical heart rate tracker, light sensor or magnetometer). The microcontroller (i.e. processor) identified in the below is configured to perform various instructions.</p>

U.S. Patent No. 8,638,301	Fitbit, Inc. Accused Products
	<div data-bbox="300 373 544 871">  </div> <div data-bbox="738 373 1299 661"> <ul style="list-style-type: none"> <li>● Silicon Labs EFM32 Giant Gecko (ARM Cortex-M3) <a href="#">EFM32GG395F1024</a></li> <li>● Micron Serial NOR Flash <a href="#">N25Q064A11ESEA0F</a></li> <li>● (Cypress touchscreen controller still visible here plugged into the main PCB)</li> </ul> </div> <p data-bbox="251 903 1096 976"><i>Source: iFixit, FitBit Surge Teardown (2017), available at <a href="https://www.ifixit.com/Teardown/FitBit+Surge+Teardown/42344">https://www.ifixit.com/Teardown/FitBit+Surge+Teardown/42344</a>.</i></p> <div data-bbox="300 1029 544 1528">  </div> <div data-bbox="738 1029 1299 1318"> <ul style="list-style-type: none"> <li>● Texas Instruments Battery Charger <a href="#">BQ24232H</a></li> <li>● MediaTek GPS Receiver MT3339 (couldn't find any datasheet, just a <a href="#">press release</a> on it)</li> <li>● Texas Instruments Bluetooth Controller <a href="#">CC2564</a></li> </ul> </div> <p data-bbox="251 1564 1096 1638"><i>Source: iFixit, FitBit Surge Teardown (2017), available at <a href="https://www.ifixit.com/Teardown/FitBit+Surge+Teardown/42344">https://www.ifixit.com/Teardown/FitBit+Surge+Teardown/42344</a>.</i></p>


U.S. Patent No. 8,638,301	Fitbit, Inc. Accused Products
	<div data-bbox="300 378 544 871">  </div> <div data-bbox="662 359 1356 829"> <p><b>Major Components:</b></p> <ul style="list-style-type: none"> <li>- MCU, 32-Bit ARM Cortex-M3, 48MHz, 1024KB Flash, 128KB RAM, 8-Channel 12-Bit ADC, 93 GPIOs - MFG: SILICON LABORATORIES INC - MPN: EFM32GG395F1024-BGA120 - (Qty: 1)</li> <li>- Enclosure, Main, Top, Injection Molded Plastic, w/ 8 Pressed-In Threaded Brass Inserts, w/ Etched Copper Antenna, w/ 3 Epoxy Potted - (Qty: 1)</li> <li>- Display Window / Touchscreen Assembly, 1.26" Diagonal, Capacitive, GF2 Type, Painted, w/ Integral Flex PCB - MFG: ALPS ELECTRIC CO LTD - (Qty: 1)</li> <li>- Display Module, 1.26" Diagonal, Transflective Monochrome, 144 x 168 Pixels, 175 ppi, w/ Integral Flex PCB, w/ 1 LED Backlight - MFG: SHARP CORP - MPN: LS013B7DH01 - (Qty: 1)</li> <li>- Enclosure, Main, Bottom, Injection Molded Plastic, Clear Coated, w/ 8 Pressed-In Threaded Brass Inserts, w Injection Silicon Rubber - (Qty: 1)</li> <li>- Bluetooth USB Dongle, Bluetooth V4.0, Contains Texas Instruments CC2540 - (Qty: 1)</li> <li>- 8-Layer, FR4/RCF HDI, 3+2+3, Lead-Free - MFG: MULTEK HONG KONG LTD - (Qty: 1)</li> <li>- Accelerometer / Gyroscope / Magnetometer, 9-axis Motion Tracking, <math>\pm 2g/\pm 4g/\pm 8g/\pm 16g</math> Accelerometer, <math>\pm 250dps/\pm 500dps/\pm 1000dps/\pm 2000dps</math> Gyroscope, 3-Axis Magnetometer - MFG: INVENSENSE INC - MPN: MPU-9250 - (Qty: 1)</li> <li>- Amplifier, Op Amp, 1.8V, 7MHz, Low Offset, Rail-to-Rail - MFG: TEXAS INSTRUMENTS INC - MPN: OPA2363AIRSVR - (Qty: 2)</li> <li>- GPS Receiver, Single Chip, 66-Channel GPS, GNSS / QZSS / SBAS, ARM 7 CPU, w/ Built in LNA, w/ 16 GPIOs - MFG: MEDIATEK INC - MPN: MT3339 - (Qty: 1)</li> </ul> </div> <p><i>Source: Electronics360, Teardown: What Is Inside the FitBit Surge (FB501) (2017), available at <a href="http://electronics360.globalspec.com/article/5623/teardown-what-is-inside-the-fitbit-surge-fb501">http://electronics360.globalspec.com/article/5623/teardown-what-is-inside-the-fitbit-surge-fb501</a>.</i></p> <p><b>Fitbit Surge</b></p> <p>With its 1.34-in. wide body, the Fitbit Surge is packed with features. It includes a built-in GPS system, constant heart rate monitoring, and distance tracking. This smartwatch's 144 x 168-pixel monochrome LCD display is touch-enabled, it has a battery life up to seven days, and its band is made up of a flexible elastomer material with a surgical-grade stainless steel buckle. Inside this water-resistant device is a 3-axis accelerometer, a 3-axis gyroscope, a digital compass, an optical heart rate monitor, an ambient light sensor, an altimeter, and a vibration motor. It syncs with Android, iOS, and Windows Phone, as well as Mac and Windows computers, and comes with a USB charging cable and a wireless sync dongle.</p> <p><i>Source: Electronic Products, Fitbit Surge (2017), available at <a href="https://www.electronicproducts.com/Fitbit_Surge-whatsinside-173.aspx">https://www.electronicproducts.com/Fitbit_Surge-whatsinside-173.aspx</a>.</i></p>
receive a first sensor signal from a first sensor, the first sensor configured to	<p>The Accused Product includes a processor configured to receive a first sensor signal from a first sensor, the first sensor configured to detect a movement of a first mobile device.</p> <p>For example, the Accused Product includes a processor configured to receive sensor signals from at least the MEMS 3-axis accelerometer sensor (i.e. first sensor). Further, this sensor is configured to detect and track a user's movement or a variety of statistics, including steps taken, on the Accused Product (i.e. first mobile device).</p> <p>The pictures from the <i>Surge Specs</i> and the <i>Surge Product Manual</i> below show the accelerometer sensor, which tracks a user motion patterns. The <i>Surge Features</i> picture further illustrates that the Accused Product may detect (i.e. the 3-axis accelerometer) movement from a user and it tracks the</p>

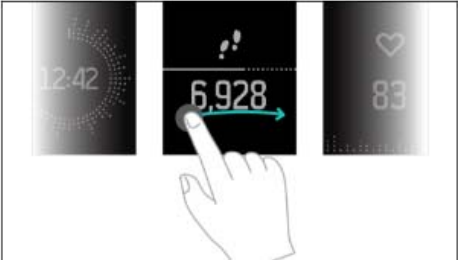


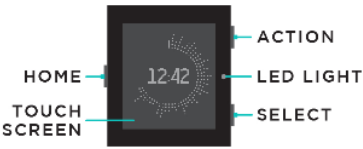
<p><b>U.S. Patent No.</b> 8,638,301</p>	<p><b>Fitbit, Inc. Accused Products</b></p>
<p>detect a movement of a first mobile device;</p>	<p>user's stats.</p> <div data-bbox="251 426 633 816">  </div> <div data-bbox="755 432 1354 867"> <p><b>Major Components:</b></p> <ul style="list-style-type: none"> <li>- MCU, 32-Bit ARM Cortex-M3, 48MHz, 1024KB Flash, 128KB RAM, 8-Channel 12-Bit ADC, 93 GPIOs - MFG: SILICON LABORATORIES INC - MPN: EFM32GG395F1024-BGA120 - (Qty: 1)</li> <li>- Enclosure, Main, Top, Injection Molded Plastic, w/ 8 Pressed-In Threaded Brass Inserts, w/ Etched Copper Antenna, w/ 3 Epoxy Potted - (Qty: 1)</li> <li>- Display Window / Touchscreen Assembly, 1.26" Diagonal, Capacitive, GF2 Type, Painted, w/ Integral Flex PCB - MFG: ALPS ELECTRIC CO LTD - (Qty: 1)</li> <li>- Display Module, 1.26" Diagonal, Transflective Monochrome, 144 x 168 Pixels, 175 ppi, w/ Integral Flex PCB, w/ 1 LED Backlight - MFG: SHARP CORP - MPN: LS013B7DH01 - (Qty: 1)</li> <li>- Enclosure, Main, Bottom, Injection Molded Plastic, Clear Coated, w/ 8 Pressed-In Threaded Brass Inserts, w/ Injection Silicon Rubber - (Qty: 1)</li> <li>- Bluetooth USB Dongle, Bluetooth V4.0, Contains Texas Instruments CC2540 - (Qty: 1)</li> <li>- 8-Layer, FR4/RCF HDI, 3+2+3, Lead-Free - MFG: MULTEK HONG KONG LTD - (Qty: 1)</li> <li>- Accelerometer / Gyroscope / Magnetometer, 9-axis Motion Tracking, ±2g/±4g/±8g/±16g Accelerometer, ±250dps/±500dps/±1000dps/±2000dps Gyroscope, 3-Axis Magnetometer - MFG: INVENSENSE INC - MPN: MPU-9250 - (Qty: 1)</li> <li>- Amplifier, Op Amp, 1.8V, 7MHz, Low Offset, Rail-to-Rail - MFG: TEXAS INSTRUMENTS INC - MPN: OPA2363AIRSVR - (Qty: 2)</li> <li>- GPS Receiver, Single Chip, 66-Channel GPS, GNSS / QZSS / SBAS, ARM 7 CPU, w/ Built in LNA, w/ 16 GPIOs - MFG: MEDIATEK INC - MPN: MT3339 - (Qty: 1)</li> </ul> </div> <p>Source: Electronics360, Teardown: <i>What Is Inside the FitBit Surge (FB501)</i> (2017), available at <a href="http://electronics360.globalspec.com/article/5623/teardown-what-is-inside-the-fitbit-surge-fb501">http://electronics360.globalspec.com/article/5623/teardown-what-is-inside-the-fitbit-surge-fb501</a>.</p> <h2>Sensors and motors</h2> <p>Your Surge contains the following sensors and motors:</p> <ul style="list-style-type: none"> <li>• A MEMS 3-axis accelerometer, which measures your motion patterns and determines your steps taken, distance traveled, calories burned, active minutes, and sleep quality</li> <li>• An altimeter, which measures floors climbed</li> <li>• A GPS receiver, which tracks your location during a workout</li> <li>• A Bluetooth 4.0 radio transceiver</li> <li>• A vibration motor, which allows the Surge to vibrate when alarms go off, when you reach a goal, when a GPS signal is found, and when you receive call or text notifications</li> <li>• An optical heart rate tracker, which measures your BPM at rest and when you are exercising</li> <li>• An ambient light sensor, which turns on the backlight in low-light conditions</li> </ul> <h2>Battery</h2> <p>Surge contains a rechargeable lithium-polymer battery.</p> <p>Source: Fitbit Inc., <i>Surge Product Manual</i> (2017), p. 36, available at <a href="https://staticcs.fitbit.com/content/assets/help/manuals/manual_surge_en_US.pdf">https://staticcs.fitbit.com/content/assets/help/manuals/manual_surge_en_US.pdf</a>.</p>





<p><b>U.S. Patent No.</b> 8,638,301</p>	<p><b>Fitbit, Inc. Accused Products</b></p>
	<h2 data-bbox="264 363 1110 411">Automatic Tracking with Fitbit Surge</h2> <p data-bbox="264 436 1218 489">Your Surge tracks a variety of stats automatically whenever you're wearing it. Your tracker's latest data is uploaded to your Fitbit dashboard whenever you sync.</p> <h3 data-bbox="264 537 651 579">Viewing all-day stats</h3> <p data-bbox="264 604 1192 657">On the clock, swipe left or right through the menu items. Tap a menu item to see these all-day stats:</p> <ul data-bbox="302 684 548 825" style="list-style-type: none"> <li>• Steps taken</li> <li>• Current heart rate</li> <li>• Distance covered</li> <li>• Calories burned</li> <li>• Floors climbed</li> </ul> <p data-bbox="264 850 1136 903">Other stats captured by your tracker are available on your Fitbit dashboard, including:</p> <ul data-bbox="302 930 1107 1014" style="list-style-type: none"> <li>• Detailed heart rate history, including time spent in heart rate zones</li> <li>• Active minutes</li> <li>• Hours slept and quality of sleep</li> </ul> <p data-bbox="264 1039 1245 1134">Your Surge starts tracking your stats for the next day at midnight based on your time zone. Though your stats reset to zero at midnight, this does not delete the previous day's data; that data will be uploaded to fitbit.com the next time you sync your tracker.</p> <p data-bbox="250 1157 1278 1226"><i>Source: Fitbit Inc., Surge Product Manual (2017), p. 36, available at <a href="https://staticcs.fitbit.com/content/assets/help/manuals/manual_surge_en_US.pdf">https://staticcs.fitbit.com/content/assets/help/manuals/manual_surge_en_US.pdf</a>.</i></p> <h2 data-bbox="277 1274 966 1320">How does my tracker count steps?</h2> <p data-bbox="277 1390 1344 1596">Fitbit trackers use a 3-axis accelerometer to understand your motions. An accelerometer is a device that turns movement (acceleration) into digital measurements (data) when attached to the body. By analyzing acceleration data, our trackers provide detailed information about frequency, duration, intensity, and patterns of movement to determine your steps taken, distance traveled, calories burned, and sleep quality. The 3-axis implementation allows the accelerometer to measure your motion in any way that you move, making its activity measurements more precise than older, single-axis pedometers.</p> <p data-bbox="277 1631 1360 1906">Fitbit trackers have a finely tuned algorithm for step counting. The algorithm is designed to look for motion patterns that are most indicative of people walking. The algorithm determines whether a motion's size is large enough by setting a threshold. If the motion and its subsequent acceleration measurement meet the threshold, the motion will be counted as a step. If the threshold is not met, the motion won't be counted as a step. Other factors can create enough acceleration to meet our threshold and cause some over counting of steps, such as riding on a bumpy road. Equally, it's possible for the algorithm to undercount (not meet the required acceleration threshold). Examples here include walking on a very soft surface such as a plush carpet.</p>

<p><b>U.S. Patent No.</b> 8,638,301</p>	<p><b>Fitbit, Inc. Accused Products</b></p>
	<p><i>Source:</i> Fitbit, Inc., <i>Fitbit Help - How does my tracker count steps?</i> (Last updated: March 14, 2017), available at <a href="https://help.fitbit.com/articles/en_US/Help_article/1143">https://help.fitbit.com/articles/en_US/Help_article/1143</a>.</p>
<p>receive a second sensor signal from a second sensor, the second sensor configured to detect an interaction with the first mobile device;</p>	<p>The Accused Product provides a processor that is configured to receive a second sensor signal from a second sensor, the second sensor configured to detect an interaction with the first mobile device.</p> <p>For example, the Accused Products provide a processor that is configured to receive another signal (i.e. second sensor signal) from the touch screen input device (i.e. second sensor). Further, the Accused Product the touch screen (i.e. second sensor) configured to detect an interaction with the Accused Product (e.g. first mobile device).</p> <p>As shown in the pictures below, the Accused Product provides a touch screen, which is seen in the <i>Teardown: What Is Inside the FitBit Surge (FB501)</i> and the <i>Surge Product Manual</i>. In the following <i>Surge Product Manual</i> picture, the picture describes the touch screen interaction with the Accused Product, which makes sure that the tracker can communicate with the user.</p> <div data-bbox="251 940 597 1291">  </div> <div data-bbox="732 947 1352 1396"> <p><b>Major Components:</b></p> <ul style="list-style-type: none"> <li>- MCU, 32-Bit ARM Cortex-M3, 48MHz, 1024KB Flash, 128KB RAM, 8-Channel 12-Bit ADC, 93 GPIOs - MFG: SILICON LABORATORIES INC - MPN: EFM32GG395F1024-BGA120 - (Qty: 1)</li> <li>- Enclosure, Main, Top, Injection Molded Plastic, w/ 8 Pressed-In Threaded Brass Inserts, w/ Etched Copper Antenna, w/ 3 Epoxy Potted - (Qty: 1)</li> <li>- Display Window / Touchscreen Assembly, 1.26" Diagonal, Capacitive, GF2 Type, Painted, w/ Integral Flex PCB - MFG: ALPS ELECTRIC CO LTD - (Qty: 1)</li> <li>- Display Module, 1.26" Diagonal, Transflective Monochrome, 144 x 168 Pixels, 175 ppi, w/ Integral Flex PCB, w/ 1 LED Backlight - MFG: SHARP CORP - MPN: LS013B7DH01 - (Qty: 1)</li> <li>- Enclosure, Main, Bottom, Injection Molded Plastic, Clear Coated, w/ 8 Pressed-In Threaded Brass Inserts, w/ Injection Silicon Rubber - (Qty: 1)</li> <li>- Bluetooth USB Dongle, Bluetooth V4.0, Contains Texas Instruments CC2540 - (Qty: 1)</li> <li>- 8-Layer, FR4/RCF HDI, 3+2+3, Lead-Free - MFG: MULTEK HONG KONG LTD - (Qty: 1)</li> <li>- Accelerometer / Gyroscope / Magnetometer, 9-axis Motion Tracking, ±2g/±4g/±8g/±16g Accelerometer, ±250dps/±500dps/±1000dps/±2000dps Gyroscope, 3-Axis Magnetometer - MFG: INVENSENSE INC - MPN: MPU-9250 - (Qty: 1)</li> <li>- Amplifier, Op Amp, 1.8V, 7MHz, Low Offset, Rail-to-Rail - MFG: TEXAS INSTRUMENTS INC - MPN: OPA2363AIRSVR - (Qty: 2)</li> <li>- GPS Receiver, Single Chip, 66-Channel GPS, GNSS / QZSS / SBAS, ARM 7 CPU, w/ Built in LNA, w/ 16 GPIOs - MFG: MEDIATEK INC - MPN: MT3339 - (Qty: 1)</li> </ul> </div> <p><i>Source:</i> Electronics360, <i>Teardown: What Is Inside the FitBit Surge (FB501)</i> (2017), available at <a href="http://electronics360.globalspec.com/article/5623/teardown-what-is-inside-the-fitbit-surge-fb501">http://electronics360.globalspec.com/article/5623/teardown-what-is-inside-the-fitbit-surge-fb501</a>.</p> <p>Display</p> <p>The Surge display is a touch screen, monochrome LCD with backlight for low-light visibility.</p> <p><i>Source:</i> Fitbit Inc., <i>Surge Product Manual</i> (2017), p. 36, available at <a href="https://statics.fitbit.com/content/assets/help/manuals/manual_surge_en_US.pdf">https://statics.fitbit.com/content/assets/help/manuals/manual_surge_en_US.pdf</a>.</p>

<div>U.S. Patent No. 8,638,301</div>	<div>Fitbit, Inc. Accused Products</div>
	<div><div>ALTA &amp; ALTA HRBLAZECHARGE 2IONICSURGE</div><div><p>To get the basics on Fitbit Surge, choose a section below.</p><ul style="list-style-type: none"><li>Waking a Dimmed Screen</li><li>Using the Clock and Menus</li><li>Using the Buttons</li></ul><p><b>WAKING A DIMMED SCREEN</b></p><p>The Surge screen dims when not in use. To wake it up:</p><ul style="list-style-type: none"><li>Turn your wrist towards you</li><li>Tap the screen</li><li>Press any button</li></ul><p><b>USING THE CLOCK AND MENUS</b></p><p>The starting screen is a clock. On the clock you can swipe left-to-right see your all-day stats and your current heart rate.</p><div><div><div>12:42</div><div>6,928</div><div>83</div></div><div></div></div></div></div>

<b>U.S. Patent No. 8,638,301</b>	<b>Fitbit, Inc. Accused Products</b>
	<p>Press the Home button to open a specialized menu. The following specialized menus are available:</p> <ul style="list-style-type: none"> <li>• Run— Tap and then swipe left and right to view available runs. For more information on tracking runs or exercise, see <a href="#">How do I use multisport or exercise mode on my tracker?</a></li> <li>• Exercise—Tap and then swipe left and right to view available exercises. For more information on tracking runs or exercise, see <a href="#">How do I use multisport or exercise mode on my tracker?</a></li> <li>• Timer—Press the Action button to set the timer and press the Select button to start the timer. Swipe left or right to access the stopwatch and press the Select button to start the stopwatch..</li> <li>• Alarms— Swipe left and right to view your silent alarms, then press the Select button to enable or disable an alarm. For more information see <a href="#">How do I manage silent alarms?</a></li> <li>• Settings—Swipe up and down to view available settings, then press the Select button to choose among available options for each setting. See <a href="#">How do I change the settings on my Surge?</a></li> </ul> <p>When viewing a specialized menu, swipe left and right to view the different menu options. To choose a menu option, you can either press the Select button or tap the screen. To exit a specialized menu, press the Home button to return to the clock.</p> <p><b>USING THE BUTTONS</b></p> <p>Surge has three buttons: Home, Select, and Action. Surge also has an available backlight.</p>  <p>To use the buttons:</p> <ul style="list-style-type: none"> <li>• Press the Home button to switch between the clock and the menu and to leave the run, exercise, alarms, or settings screens.</li> <li>• Double-press the Home button to see the music playback control and press the Home button once more to return to the previous screen.</li> <li>• The functions of the Select and Action buttons vary depending on what you're doing. An icon next to the button indicates its current function, such as pausing and resuming, selecting an option, or snoozing or dismissing a silent alarm.</li> </ul> <p><i>Source: Fitbit, Inc., Fitbit Surge Help “How do I navigate my Fitbit device’s screen?” (2017), available at <a href="http://help.fitbit.com/articles/en_US/Help_article/2086/?l=en_US&amp;p=surge&amp;fs=Search&amp;pn=1">http://help.fitbit.com/articles/en_US/Help_article/2086/?l=en_US&amp;p=surge&amp;fs=Search&amp;pn=1</a></i></p>
<p>receive a first data signal from a network interface , the network interface configur</p>	<p>The Accused Product provides a processor configured to receive a first data signal from a network interface, the network interface configured to receive signals transmitted by a second mobile device.</p> <p>For example, the Accused Products include a processor configured to receive data signals (i.e. data signal) via a Bluetooth transceiver (i.e. network interface). The Bluetooth transceiver is configured to receive signals transmitted by a smartphone (i.e. second mobile device) (e.g., The Fitbit app is available for more than 200 mobile devices that support iOS, Android, and Windows 10 operating systems.). Specifically, for example, on information and belief the microcontroller (i.e. processor) in the Accused Product receives data via the Bluetooth transceiver when the user of the Fitbit application changes the daily step count goal from 10,000 steps per day to 20,000 steps per day.</p>

<b>U.S. Patent No.</b> 8,638,301	<b>Fitbit, Inc. Accused Products</b>
ed to receive signals transmitted by a second mobile device;	<p>Collectively, the pictures below show and illustrate that the Accused Product contains a processor configured to receive data signals via Bluetooth transceiver, and the transceiver is configured to receive signals transmitted (e.g. synchronized) by another mobile device, such as a smartphone (i.e. iPhone or Android).</p>  <p>Syncing your tracker data to your Fitbit account</p> <p>Once you've set up and started using Surge, you'll need to make sure it regularly transfers (syncs) its data to Fitbit so you can track your progress, see your exercise history, earn badges, analyze your sleep logs, and more on your Fitbit dashboard. A daily sync is recommended but not required.</p> <p>The Fitbit apps use Bluetooth Low Energy (BLE) technology to sync with your Fitbit tracker. Each time you open the app it will sync if the tracker is nearby. If you're running the Fitbit app on a Windows 10 PC that doesn't have Bluetooth, you'll need to make sure the wireless sync dongle is installed.</p> <p>Fitbit Connect on a Mac® also uses <b>Bluetooth</b> for syncing (if available), otherwise you'll need to make sure your dongle is plugged into the computer. Fitbit Connect will sync automatically every 15 minutes if:</p> <ul style="list-style-type: none"> <li>• The tracker is within 20 feet of your computer.</li> <li>• The computer is powered on, awake, and connected to the Internet.</li> </ul> <p>Source: Fitbit Inc., <i>Surge Product Manual</i> (2017), p. 36, available at <a href="https://staticcs.fitbit.com/content/assets/help/manuals/manual_surge_en_US.pdf">https://staticcs.fitbit.com/content/assets/help/manuals/manual_surge_en_US.pdf</a>.</p>

<b>U.S. Patent No.</b> 8,638,301	<b>Fitbit, Inc. Accused Products</b>
	<div data-bbox="298 373 545 873">  </div> <div data-bbox="695 373 1247 659"> <ul style="list-style-type: none"> <li>● Texas Instruments Battery Charger BQ24232H</li> <li>● MediaTek GPS Receiver MT3339 (couldn't find any datasheet, just a <a href="#">press release</a> on it)</li> <li>● Texas Instruments Bluetooth Controller CC2564</li> </ul> </div> <p data-bbox="250 905 1097 974"> <i>Source:</i> iFixit, <i>FitBit Surge Teardown</i> (2017), available at <a href="https://www.ifixit.com/Teardown/FitBit+Surge+Teardown/42344">https://www.ifixit.com/Teardown/FitBit+Surge+Teardown/42344</a>.                 </p> <h3 data-bbox="250 1035 634 1073">Sensors and motors</h3> <p data-bbox="250 1102 896 1129">Your Surge contains the following sensors and motors:</p> <ul data-bbox="292 1159 1255 1499" style="list-style-type: none"> <li>• A MEMS 3-axis accelerometer, which measures your motion patterns and determines your steps taken, distance traveled, calories burned, active minutes, and sleep quality</li> <li>• An altimeter, which measures floors climbed</li> <li>• A GPS receiver, which tracks your location during a workout</li> <li>• A Bluetooth 4.0 radio transceiver</li> <li>• A vibration motor, which allows the Surge to vibrate when alarms go off, when you reach a goal, when a GPS signal is found, and when you receive call or text notifications</li> <li>• An optical heart rate tracker, which measures your BPM at rest and when you are exercising</li> <li>• An ambient light sensor, which turns on the backlight in low-light conditions</li> </ul> <h3 data-bbox="250 1549 396 1587">Battery</h3> <p data-bbox="250 1617 902 1644">Surge contains a rechargeable lithium-polymer battery.</p> <p data-bbox="250 1673 1279 1743"> <i>Source:</i> Fitbit Inc., <i>Surge Product Manual</i> (2017), p. 36, available at <a href="https://staticcs.fitbit.com/content/assets/help/manuals/manual_surge_en_US.pdf">https://staticcs.fitbit.com/content/assets/help/manuals/manual_surge_en_US.pdf</a>.                 </p>

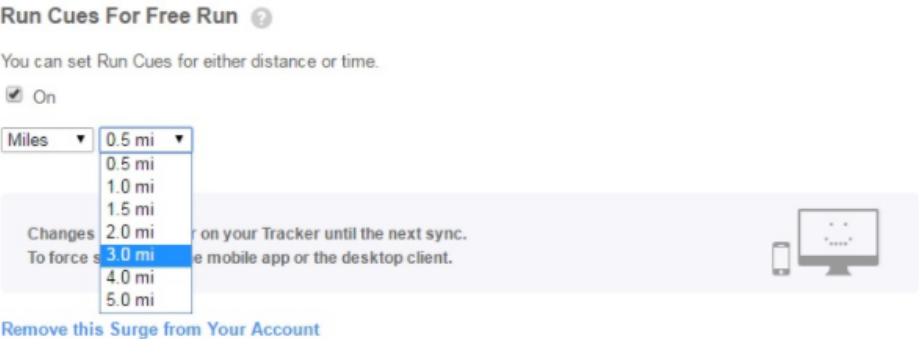


<p><b>U.S. Patent No.</b> 8,638,301</p>	<p><b>Fitbit, Inc. Accused Products</b></p>
	<p><b>Automatic Tracking with Fitbit Surge</b></p> <p>Your Surge tracks a variety of stats automatically whenever you're wearing it. Your tracker's latest data is uploaded to your Fitbit dashboard whenever you sync.</p> <p>Viewing all-day stats</p> <p>On the clock, swipe left or right through the menu items. Tap a menu item to see these all-day stats:</p> <ul style="list-style-type: none"> <li>• Steps taken</li> <li>• Current heart rate</li> <li>• Distance covered</li> <li>• Calories burned</li> <li>• Floors climbed</li> </ul> <p>Other stats captured by your tracker are available on your Fitbit dashboard, including:</p> <ul style="list-style-type: none"> <li>• Detailed heart rate history, including time spent in heart rate zones</li> <li>• Active minutes</li> <li>• Hours slept and quality of sleep</li> </ul> <p>Your Surge starts tracking your stats for the next day at midnight based on your time zone. Though your stats reset to zero at midnight, this does not delete the previous day's data; that data will be uploaded to fitbit.com the next time you sync your tracker.</p> <p><i>Source: Fitbit Inc., Surge Product Manual (2017), p. 36, available at <a href="https://staticcs.fitbit.com/content/assets/help/manuals/manual_surge_en_US.pdf">https://staticcs.fitbit.com/content/assets/help/manuals/manual_surge_en_US.pdf</a>.</i></p> <p>As another example, the Accused Product includes a processor configured to receive data signals via a Bluetooth transceiver, a network interface. The Bluetooth transceiver is configured to receive signals transmitted by a smartphone (i.e. second mobile device) (e.g., The Fitbit app is available for more than 200 mobile devices that support iOS, Android, and Windows 10 operating systems.). Specifically, the processor in the Accused Product receives data via the Bluetooth transceiver when the user of the Fitbit application ("app") configures the Run Cues, which mark laps based on Fitbit app settings.</p>



<p><b>U.S. Patent No. 8,638,301</b></p>	<p><b>Fitbit, Inc. Accused Products</b></p>
	<p>I've been seeing a ton of great conversation about Connected GPS- the technology that will allow you to see your maps, as well as pace/distance using your phone's GPS. Ahead of launch of the device, I'd like to provide a bit more information about Connected GPS in comparison to our built-in GPS technology (found in Surge) or our existing GPS functionality in relation to other devices! The following is an in-depth look at Connected GPS, and an opening of the floor for questions! Are you ready? Let's do it!</p> <ul style="list-style-type: none"> <li>• <b>What is Connected GPS?</b></li> </ul> <p>Connected GPS is a new part of the Fitbit ecosystem! Using Connected GPS, Blaze connects with your phone's native GPS capabilities to plot routes and activity stats screen as the pace and duration.</p> <ul style="list-style-type: none"> <li>• <b>How do I use Connected GPS?</b></li> </ul> <p><i>Source: Fitbit Inc., Product Help Forums- Connected GPS Information Post (2017), p. 36, available at <a href="https://community.fitbit.com/t5/Blaze/Connected-GPS-Information-Post/td-p/1196261">https://community.fitbit.com/t5/Blaze/Connected-GPS-Information-Post/td-p/1196261</a>.</i></p> <p>The Fitbit app on the mobile device (e.g. Android or Apple smartphone) connects to the Accused Product via Bluetooth. Next, the Fitbit app transmits the Run Cues mark laps to the Accused Product Run app for the user as shown below. Based on public information, the Fitbit Surge seems to have the same or similar features on the Fitbit App as the Fitbit Blaze. The following picture is an example of Fitbit Blaze Android Application that, based on publication, appears to be the same as that which is used for the Fitbit Surge.</p> <div data-bbox="987 405 1274 852"> </div> <div data-bbox="326 1291 609 1782"> </div> <div data-bbox="691 1291 980 1803"> </div> <div data-bbox="1140 1291 1409 1759"> </div> <p><i>Source: Fitbit, Inc., Fitbit Blaze Android Application "Exercise" (2017).</i></p>

<b>U.S. Patent No.</b> 8,638,301	<b>Fitbit, Inc. Accused Products</b>
	<p>Further, the smartphone has a Fitbit App that, for example, synchronizes (“syncs”) with the Accused Product. As shown below, the Fitbit App on the smartphone transfers data to the Accused Product, such as settings or configurations, via Bluetooth Low Energy (BLE) technology.</p> <p><b>WHAT IS SYNCING?</b></p> <p><i>Syncing</i> is the process that transfers the data your tracker collects to your Fitbit dashboard. The dashboard is where you can track your progress, see how you slept, set goals, log food and water, challenge friends, and much more. Your tracker uses Bluetooth Low Energy (BLE) technology to sync with mobile devices and certain computers. The instructions in <a href="#">How do I set up my tracker?</a> explain how to make sure your Fitbit tracker can sync with the mobile device or computer you prefer.</p> <p><b>WHEN DOES MY TRACKER SYNC?</b></p> <p>If your tracker is paired to the Fitbit app on a mobile device, it syncs every time you open the app. It can also sync periodically throughout the day if you have All-Day sync turned on. If you sync your tracker with a computer and Fitbit Connect, it syncs automatically every 15 to 30 minutes assuming the tracker and computer are in proximity, and the dongle is plugged in, if applicable.</p> <p>You can also initiate a sync whenever you like if your tracker is nearby. If you're using an iOS or Android mobile device, you can sync your tracker from the Fitbit app dashboard by touching your tracker image at the top of the screen and pulling down. Choose a section to see syncing instructions.</p> <div> <div>IOS DEVICES</div> <div>▼</div> </div> <div> <div>ANDROID DEVICES</div> <div>▼</div> </div> <div> <div>WINDOWS 10 MOBILE DEVICES AND COMPUTERS</div> <div>▼</div> </div> <div> <div>MAC OR WINDOWS 8.1 COMPUTERS</div> <div>▼</div> </div> <p><i>Source:</i> Fitbit, Inc., <i>How do Fitbit devices sync their data?</i> (2017), available at <a href="http://help.fitbit.com/articles/en_US/Help_article/1877?p=charge_2&amp;c=Topics%3AAndroid&amp;l=en_US&amp;fs=Search&amp;pn=1">http://help.fitbit.com/articles/en_US/Help_article/1877?p=charge_2&amp;c=Topics%3AAndroid&amp;l=en_US&amp;fs=Search&amp;pn=1</a>.</p>

<b>U.S. Patent No.</b> 8,638,301	<b>Fitbit, Inc. Accused Products</b>
	<p>- Scroll down and you can adjust it where it says "Run cues for free run"</p>  <p>Then remember you have to sync to save those changes. 🐱</p> <p><i>Source: Fitbit, Inc., Fitbit Community, Product Help Forums "Surge," "Running Cues" provided by Fitbit Community Moderator "HeydyFitbit" (2017), available at <a href="https://community.fitbit.com/t5/Surge/Running-cues/td-p/1514934">https://community.fitbit.com/t5/Surge/Running-cues/td-p/1514934</a>.</i></p>
determine a change in a display signal based at least in part on the first data signal and the second sensor signal;	<p>The Accused Product includes a processor configured to determine a change in a display signal based at least in part on the first data signal and the second sensor signal.</p> <p>For example, the Accused Product tracks the progress towards a daily goal as the data. In particular, the Accused Product uses its processor that is configured to determine the changes in the screens (i.e. display signal) based the user's steps and statistics on the route and GPS (i.e. first data signal) and the user's interaction or navigation with the touch screen input device (i.e. second sensor signal) that sets up the a tracking exercise, steps taken, or Rue Cue.</p> <p>The pictures below show that the Accused Product allows for the user to interact with the touchscreen and tracks a variety of user's stats. Further, the pictures provide how the user can navigate the exercise menu on the Accused Product, and as an example, the Accused Product may determine a change in the display screen based on the user's daily activity goal.</p>

<b>U.S. Patent No.</b> 8,638,301	<b>Fitbit, Inc. Accused Products</b>
	<h2 data-bbox="266 365 1167 415">Automatic Tracking with Fitbit Surge</h2> <p data-bbox="266 443 1282 499">Your Surge tracks a variety of stats automatically whenever you're wearing it. Your tracker's latest data is uploaded to your Fitbit dashboard whenever you sync.</p> <h3 data-bbox="266 552 678 594">Viewing all-day stats</h3> <p data-bbox="266 623 1255 678">On the clock, swipe left or right through the menu items. Tap a menu item to see these all-day stats:</p> <ul data-bbox="305 709 568 856" style="list-style-type: none"> <li>• Steps taken</li> <li>• Current heart rate</li> <li>• Distance covered</li> <li>• Calories burned</li> <li>• Floors climbed</li> </ul> <p data-bbox="266 884 1196 938">Other stats captured by your tracker are available on your Fitbit dashboard, including:</p> <ul data-bbox="305 970 1166 1058" style="list-style-type: none"> <li>• Detailed heart rate history, including time spent in heart rate zones</li> <li>• Active minutes</li> <li>• Hours slept and quality of sleep</li> </ul> <p data-bbox="266 1085 1313 1184">Your Surge starts tracking your stats for the next day at midnight based on your time zone. Though your stats reset to zero at midnight, this does not delete the previous day's data; that data will be uploaded to fitbit.com the next time you sync your tracker.</p> <p data-bbox="250 1211 1279 1283"><i>Source:</i> Fitbit Inc., <i>Surge Product Manual</i> (2017), p. 36, available at <a href="https://staticcs.fitbit.com/content/assets/help/manuals/manual_surge_en_US.pdf">https://staticcs.fitbit.com/content/assets/help/manuals/manual_surge_en_US.pdf</a>.</p>

<b>U.S. Patent No.</b> 8,638,301	<b>Fitbit, Inc. Accused Products</b>
	<p>Tracking a daily activity goal</p> <p>Your Surge tracks your progress towards a daily goal of your choice.</p> <p>Choosing a goal</p> <p>By default your goal is 10,000 steps per day. On the Fitbit app or fitbit.com dashboard you can choose a different goal, including distance traveled, calories burned, or floors climbed, and select the corresponding value you prefer. For example, you may want to keep steps as your goal but change the target from 10,000 to 20,000 steps.</p> <p>Seeing goal progress</p> <p>A progress bar keeps you motivated. For example, the solid portion of the line below shows that you're more than halfway to a goal of 10,000 steps.</p> <div data-bbox="727 961 901 1165" data-label="Image"> <p>A black rectangular display with a white icon of a person walking at the top. Below the icon, the number '6,928' is displayed in large white digits, and the word 'STEPS' is displayed in smaller white capital letters below it.</p> </div> <p>When you reach your goal your Fitbit Surge will vibrate and flash to celebrate.</p> <div data-bbox="727 1255 901 1459" data-label="Image"> <p>A circular display with a black background. At the top is a white star icon. Below the star, the number '10,000' is displayed in large white digits, and the word 'STEPS' is displayed in smaller white capital letters below it.</p> </div> <p>Source: Fitbit Inc., <i>Surge Product Manual</i> (2017), p. 36, available at <a href="https://staticcs.fitbit.com/content/assets/help/manuals/manual_surge_en_US.pdf">https://staticcs.fitbit.com/content/assets/help/manuals/manual_surge_en_US.pdf</a>.</p>

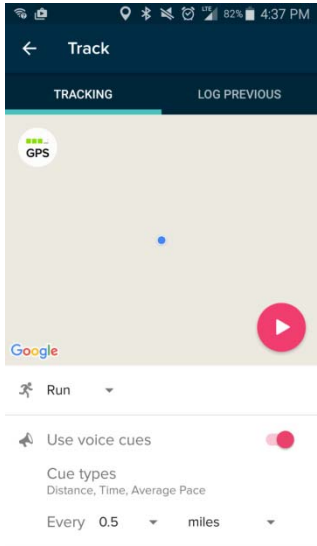

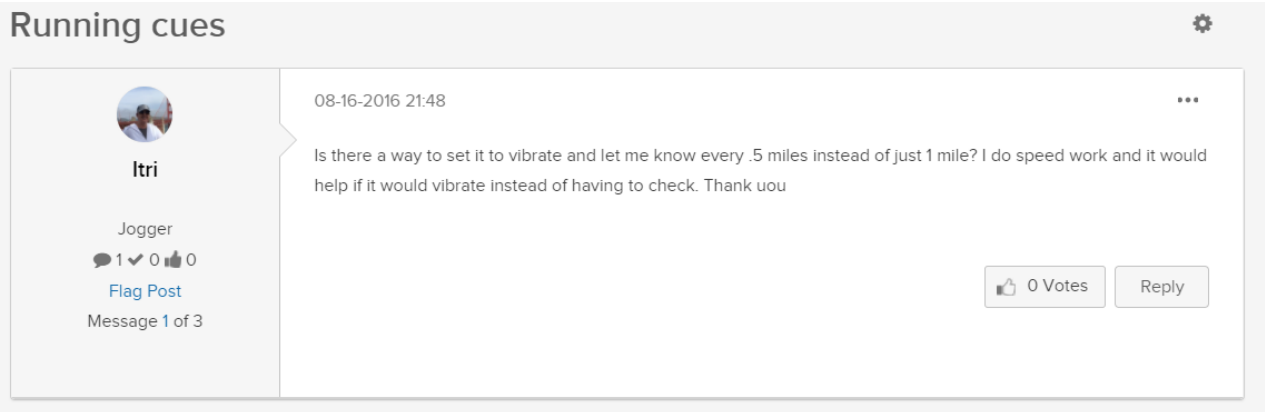
<p><b>U.S. Patent No.</b> 8,638,301</p>	<p><b>Fitbit, Inc. Accused Products</b></p>
	<h2 data-bbox="261 359 1109 411">Tracking Exercise with Fitbit Surge</h2> <p data-bbox="261 438 1284 573">Surge will automatically detect many exercises and record them in your exercise history using our SmartTrack™ feature. You can also tell your tracker when exercise starts and stops if you want to see real-time stats and a workout summary right on your wrist. All workouts appear in your exercise history for deeper analysis and comparison.</p> <h3 data-bbox="261 625 617 667">Using SmartTrack</h3> <p data-bbox="261 695 1305 800">Our SmartTrack feature automatically recognizes and records select exercises to ensure you get credit for your most active moments of the day. When you sync your tracker after a SmartTrack-detected exercise, you can find several stats in your exercise history including duration, calories burned, impact on your day, and more.</p> <p data-bbox="261 825 1268 898">By default SmartTrack detects continuous movement at least 15 minutes in length. You can increase the minimum duration or disable SmartTrack for one or more exercise types.</p> <p data-bbox="261 924 1276 951">For more information about customizing and using SmartTrack, see <a href="http://help.fitbit.com">help.fitbit.com</a>.</p> <h3 data-bbox="261 1003 751 1045">Using the Exercise menu</h3> <p data-bbox="261 1073 1287 1125">Your Surge lets you track your activity for a wide variety of exercises, including Hiking, Yoga, Bike, and many others. Some types of exercise automatically use GPS.</p> <p data-bbox="261 1150 1252 1178">For more information about customizing your Exercise menu, see <a href="http://help.fitbit.com">help.fitbit.com</a>.</p> <p data-bbox="261 1255 516 1283">To track an exercise:</p> <ol data-bbox="302 1308 1029 1335" style="list-style-type: none"> <li>1. Display the Menu on your Surge, then swipe to Exercise.</li> </ol> <div data-bbox="729 1356 878 1533" data-label="Image"> <p>The image shows a square screen with a grey background. In the center is a white silhouette of a person running. Below the screen is a dark grey rectangular bar with the word 'EXERCISE' in white capital letters.</p> </div> <ol data-bbox="302 1558 1284 1633" style="list-style-type: none"> <li>2. Press the Select button or tap the screen, then swipe to find the exercise you want to track. If the exercise supports GPS, a GPS icon appears to the left of the heart rate tracker icon.</li> </ol>


<b>U.S. Patent No.</b> 8,638,301	<b>Fitbit, Inc. Accused Products</b>
	<div data-bbox="696 363 1088 562" data-label="Image"> </div> <p data-bbox="345 611 1299 661">3. When you find the exercise you want to track, press the Select button or tap the screen. If you change your mind, press the Home button to exit.</p> <p data-bbox="386 686 1308 737">If your exercise uses GPS, the GPS searching screen appears. For best results, wait for the signal to be discovered before you start your exercise.</p> <p data-bbox="386 762 1289 787">A stopwatch screen appears with stats at the top and bottom of the screen.</p> <div data-bbox="781 810 930 982" data-label="Image"> </div> <p data-bbox="345 1008 1325 1083">4. Press the Select button to start your exercise.                      5. While you are exercising, you can swipe to see various stats or the time of day. Stats vary depending on the type of exercise.</p> <div data-bbox="383 1104 1271 1304" data-label="Image"> </div> <p data-bbox="345 1329 1304 1428">6. Press the Select button to pause or resume your exercise.                      7. When your exercise is done, press the Select button to pause, then press the Action button to see a summary. You may have to scroll down to view all the stats tracked during your exercise.</p> <div data-bbox="544 1449 1088 1648" data-label="Image"> </div> <p data-bbox="345 1648 758 1673">8. Press the Action button to exit.</p> <p data-bbox="250 1722 1442 1827">In another example, the Accused Product displays the running app and tracks the user's miles and time. When the user reaches a Run Cue, the display changes to indicate that the user has reached a mark lap (e.g. 1 mile) based on that Run Cue, as illustrated below.</p>



<p><b>U.S. Patent No.</b> 8,638,301</p>	<p><b>Fitbit, Inc. Accused Products</b></p>
	<p>Using the Run menu</p> <p>You can track runs on your Surge with or without GPS tracking. You should manually track runs using the run tracking features on your Surge when you want to track your route with GPS, or if you want more detailed run data, including real-time stats and workout summaries, on your Surge.</p> <p>To track a run:</p> <ol style="list-style-type: none"> <li>1. Display the Menu on your Surge, then swipe to Run.</li> </ol> <div data-bbox="771 688 933 877" data-label="Image"> </div> <ol style="list-style-type: none"> <li>2. Press the Select button or tap the screen, then swipe to find the type of run you want to track. If the run supports GPS, a GPS icon appears to the left of the heart rate tracker icon.</li> </ol> <div data-bbox="615 1012 777 1201" data-label="Image"> </div> <p>Uses GPS</p> <div data-bbox="859 1012 1021 1201" data-label="Image"> </div> <p>Doesn't use GPS</p> <ol style="list-style-type: none"> <li>3. When the run you want appears, press the Select button or tap the screen. If you change your mind, press the Home button to exit.</li> </ol> <p>If your run uses GPS, the GPS searching screen appears. For best results, wait for the signal before you start your run.</p> <p>A stopwatch screen appears with stats at the top and bottom of the screen.</p> <div data-bbox="792 1501 954 1690" data-label="Image"> </div> <ol style="list-style-type: none"> <li>4. Press the Select button to start your run.</li> <li>5. While you are running, you can swipe to see various stats or the time of day. Stats vary depending on the type of run.</li> </ol> <p>Source: Fitbit Inc., <i>Surge Product Manual</i> (2017), p. 36, available at <a href="https://staticcs.fitbit.com/content/assets/help/manuals/manual_surge_en_US.pdf">https://staticcs.fitbit.com/content/assets/help/manuals/manual_surge_en_US.pdf</a>.</p>

<b>U.S. Patent No.</b> 8,638,301	<b>Fitbit, Inc. Accused Products</b>
determine a haptic effect based at least in part on the first data signal; and	<p>The Accused Product includes a processor configured to determine a haptic effect based at least in part on the first data signal.</p> <p>For example, the Accused Products provide a processor configured to determine a haptic feedback (i.e. haptic effect) based at least in part on the user's stats (i.e. first data signal).</p> <p>The following pictures below show that the Accused Product provides haptic feedback, via a vibration motor. As an example, the pictures below show that the Accused Product may determine a haptic feedback based on the user's stat, such as the user meeting the 10,000 steps goal.</p> <p style="text-align: center;">Sensors and motors</p> <p>Your Surge contains the following sensors and motors:</p> <ul style="list-style-type: none"> <li>• A MEMS 3-axis accelerometer, which measures your motion patterns and determines your steps taken, distance traveled, calories burned, active minutes, and sleep quality</li> <li>• An altimeter, which measures floors climbed</li> <li>• A GPS receiver, which tracks your location during a workout</li> <li>• A Bluetooth 4.0 radio transceiver</li> <li>• A vibration motor, which allows the Surge to vibrate when alarms go off, when you reach a goal, when a GPS signal is found, and when you receive call or text notifications</li> <li>• An optical heart rate tracker, which measures your BPM at rest and when you are exercising</li> <li>• An ambient light sensor, which turns on the backlight in low-light conditions</li> </ul> <p><i>Source: Fitbit Inc., Surge Product Manual (2017), p. 36, available at <a href="https://staticcs.fitbit.com/content/assets/help/manuals/manual_surge_en_US.pdf">https://staticcs.fitbit.com/content/assets/help/manuals/manual_surge_en_US.pdf</a>.</i></p> <p>As another example, the Accused Product determines a particular haptic feedback, e.g. vibration or pulse pattern (i.e. haptic effect) based on whether the user has reached a Run Cue (e.g. 1 mile lap) communicated by the Fitbit App from the smartphone. Based on public information, the Fitbit Surge appears to have similar or the same features as the Fitbit Blaze.</p>


<b>U.S. Patent No.</b> 8,638,301	<b>Fitbit, Inc. Accused Products</b>
	<div data-bbox="451 367 766 909">  </div> <div data-bbox="954 367 1282 760">  </div> <p data-bbox="375 926 1352 961"> <i>Source: Fitbit, Inc., Blaze, (2017), available at <a href="https://www.fitbit.com/blaze">https://www.fitbit.com/blaze</a>.</i> </p> <div data-bbox="253 995 1511 1404">  </div> <p data-bbox="250 1415 1477 1486"> <i>Source: Fitbit, Inc., Fitbit Community, Product Help Forums “Surge,” “Running Cues” (2017), available at <a href="https://community.fitbit.com/t5/Surge/Running-cues/td-p/1514934">https://community.fitbit.com/t5/Surge/Running-cues/td-p/1514934</a>.</i> </p>
outputting the haptic effect.	<p data-bbox="237 1526 1268 1562">                         The Accused Product includes a processor configured to output the haptic effect.                     </p> <p data-bbox="237 1598 1500 1669">                         For example, the Accused Products include a processor configured to output a vibration (i.e. haptic effect).                     </p> <p data-bbox="237 1705 1526 1810">                         The pictures below provide that the Accused Product is configured to output the haptic feedback (i.e. haptic effect). As an example, the Accused Product vibrates with alarms, goals, and notifications, such as the user meeting the 10,000 steps goal.                     </p>

U.S. Patent No. 8,638,301	Fitbit, Inc. Accused Products
	<p>Sensors and motors</p> <p>Your Surge contains the following sensors and motors:</p> <ul style="list-style-type: none"> <li>• A MEMS 3-axis accelerometer, which measures your motion patterns and determines your steps taken, distance traveled, calories burned, active minutes, and sleep quality</li> <li>• An altimeter, which measures floors climbed</li> <li>• A GPS receiver, which tracks your location during a workout</li> <li>• A Bluetooth 4.0 radio transceiver</li> <li>• A vibration motor, which allows the Surge to vibrate when alarms go off, when you reach a goal, when a GPS signal is found, and when you receive call or text notifications</li> <li>• An optical heart rate tracker, which measures your BPM at rest and when you are exercising</li> <li>• An ambient light sensor, which turns on the backlight in low-light conditions</li> </ul> <p>Source: Fitbit Inc., <i>Surge Product Manual</i> (2017), p. 36, available at <a href="https://staticcs.fitbit.com/content/assets/help/manuals/manual_surge_en_US.pdf">https://staticcs.fitbit.com/content/assets/help/manuals/manual_surge_en_US.pdf</a>.</p> <p>Further, as another example, the Accused Product has a processor that is configured to vibrate once the user reaches the lap or Run Cue.</p> 

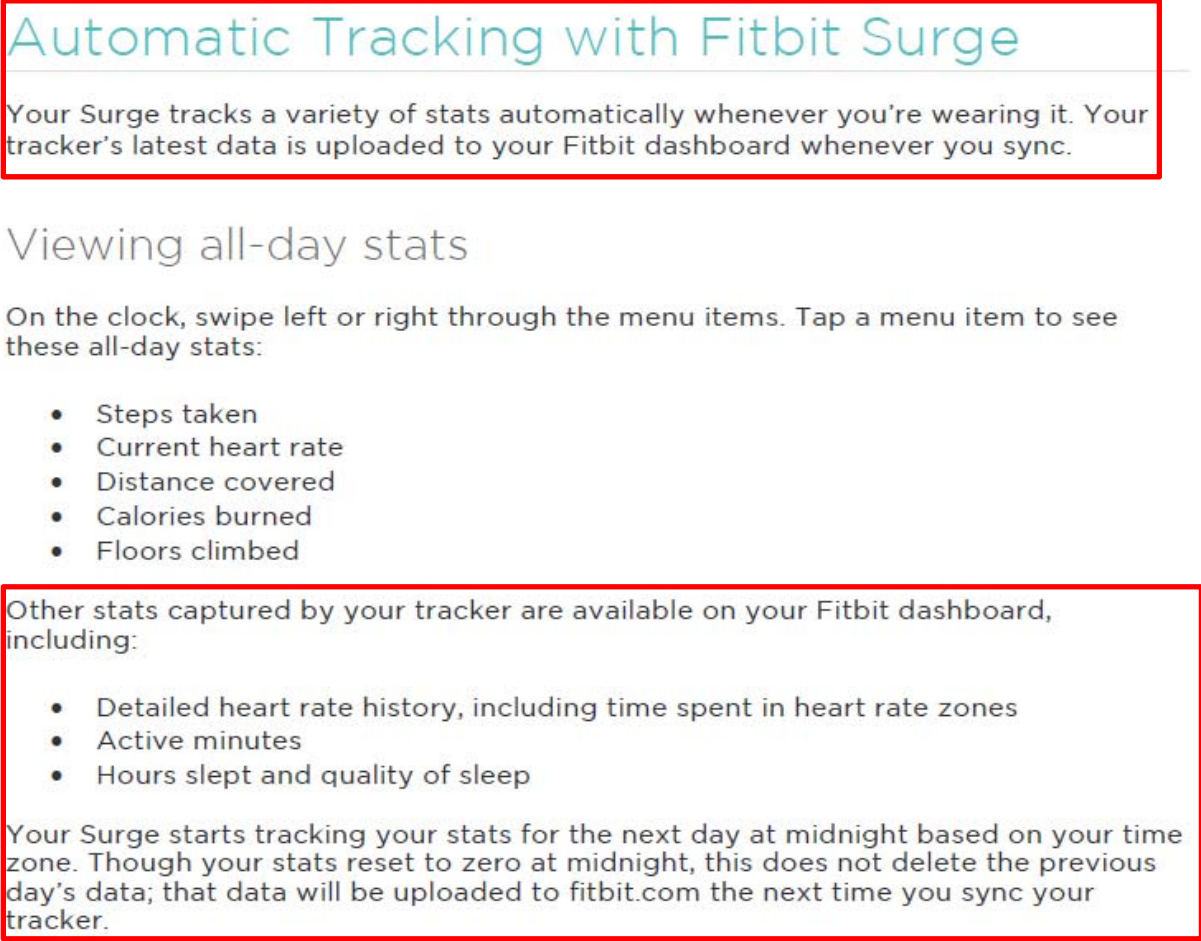
<p><b>U.S. Patent No.</b> 8,638,301</p>	<p><b>Fitbit, Inc. Accused Products</b></p>
	<div data-bbox="264 373 985 426"> <p>The ultimate fitness super watch.</p> </div> <div data-bbox="264 478 324 531"> </div> <div data-bbox="341 489 516 520"> <p><b>GPS Tracking</b></p> </div> <div data-bbox="341 531 695 590"> <p>See distance, pace, split times and elevation climbed &amp; review routes</p> </div> <div data-bbox="816 478 862 531"> </div> <div data-bbox="885 489 1088 520"> <p><b>All-Day Activity</b></p> </div> <div data-bbox="885 531 1278 623"> <p>Track steps, distance, calories burned, floors climbed, active minutes, hourly activity &amp; stationary time</p> </div> <div data-bbox="264 674 324 726"> </div> <div data-bbox="341 680 631 711"> <p><b>PurePulse™ Heart Rate</b></p> </div> <div data-bbox="341 722 737 781"> <p>Get continuous, automatic, wrist-based heart rate &amp; simplified heart rate zones</p> </div> <div data-bbox="812 667 862 720"> </div> <div data-bbox="885 680 1222 711"> <p><b>SmartTrack™ + Multi-Sport</b></p> </div> <div data-bbox="885 722 1284 812"> <p>Track runs, rides &amp; other workouts with multi-sport modes or automatically record them with SmartTrack</p> </div> <div data-bbox="293 833 1044 886"> <p>Life on the move. Stats on display.</p> </div> <div data-bbox="282 938 334 991"> </div> <div data-bbox="350 945 623 976"> <p><b>Notifications + Music</b></p> </div> <div data-bbox="350 987 665 1079"> <p>See call &amp; text notifications on display and control songs from your mobile playlist</p> </div> <div data-bbox="730 938 782 991"> </div> <div data-bbox="807 945 1034 976"> <p><b>Long Battery Life</b></p> </div> <div data-bbox="807 987 1248 1113"> <p>Surge has a battery life up to 7 days and GPS battery life up to 10 hours (Battery life and charge cycles vary with use, settings and other factors: Actual results will vary)</p> </div> <div data-bbox="282 1171 334 1224"> </div> <div data-bbox="350 1180 617 1211"> <p><b>Auto Sleep + Alarms</b></p> </div> <div data-bbox="350 1222 680 1281"> <p>Monitor your sleep automatically &amp; set a silent alarm</p> </div> <div data-bbox="745 1171 782 1224"> </div> <div data-bbox="807 1180 1034 1211"> <p><b>Wireless Syncing</b></p> </div> <div data-bbox="807 1222 1211 1281"> <p>Sync stats wirelessly &amp; automatically to computers and leading smartphones</p> </div> <div data-bbox="245 1304 1226 1341"> <p>Source: Fitbit, Inc., <i>Surge</i> (2017), available at <a href="https://www.fitbit.com/surge">https://www.fitbit.com/surge</a>.</p> </div> <div data-bbox="245 1375 1463 1446"> <p>Further, as another example, the Accused Product has a processor that is configured to vibrate once the user reaches a certain Run Cue.</p> </div> <div data-bbox="245 1480 1421 1862"> <div data-bbox="256 1491 461 1524"> <p>Running cues</p> </div> <div data-bbox="1344 1491 1370 1516"> </div> <div data-bbox="358 1562 412 1619"> </div> <div data-bbox="368 1627 399 1650"> <p>ltri</p> </div> <div data-bbox="355 1684 412 1705"> <p>Jogger</p> </div> <div data-bbox="332 1711 435 1734"> <p>1 ✓ 0 👍 0</p> </div> <div data-bbox="345 1738 422 1761"> <p><a href="#">Flag Post</a></p> </div> <div data-bbox="326 1768 440 1789"> <p>Message 1 of 3</p> </div> <div data-bbox="535 1566 664 1587"> <p>08-16-2016 21:48</p> </div> <div data-bbox="1331 1566 1357 1583"> <p>...</p> </div> <div data-bbox="535 1617 1370 1665"> <p>Is there a way to set it to vibrate and let me know every .5 miles instead of just 1 mile? I do speed work and it would help if it would vibrate instead of having to check. Thank uou</p> </div> <div data-bbox="1157 1732 1261 1757"> <p>0 Votes</p> </div> <div data-bbox="1294 1732 1347 1757"> <p>Reply</p> </div> </div> <div data-bbox="245 1864 1380 1902" data-label="Text"> <p>Source: Fitbit, Inc., <i>Fitbit Community, Product Help Forums “Surge,” “Running Cues”</i></p> </div>

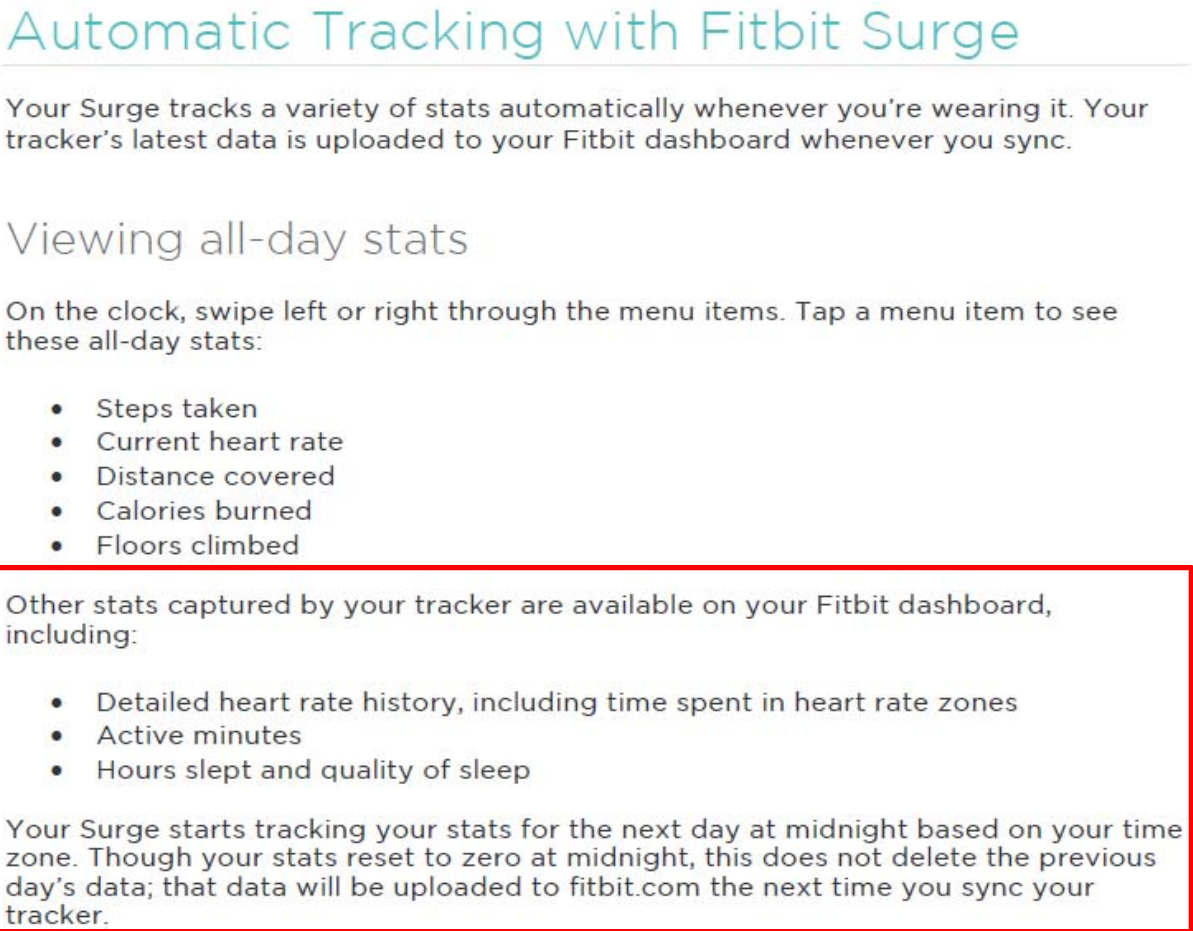
<b>U.S. Patent No.</b> 8,638,301	<b>Fitbit, Inc. Accused Products</b>
	(2017), available at <a href="https://community.fitbit.com/t5/Surge/Running-cues/td-p/1514934">https://community.fitbit.com/t5/Surge/Running-cues/td-p/1514934</a> .

<b>Claim 28</b>	<b>Fitbit, Inc. Accused Products</b>
The system of claim 27, wherein the first sensor and the second sensor are each configured to detect one or more of: contact, pressure, acceleration, inclination, inertia, or location.	<p>The Fitbit Accused Product (hereinafter “the Accused Product”) provides a system.</p> <p>For example, the Accused Products provide that the first sensor (i.e. 3-axis accelerometer) and the second sensor (i.e. touch-screen) are each configured to detect one or more of: contact, pressure, acceleration, inclination, inertia, or location.</p> <p>The pictures below show that the Accused Product contains a touch-screen (i.e. contact pressure), MEMS 3-axis accelerometer (i.e. acceleration), and an altimeter (i.e. inclination and inertia).</p> <p>Sensors and motors</p> <p>Your Surge contains the following sensors and motors:</p> <ul style="list-style-type: none"> <li>• A MEMS 3-axis accelerometer, which measures your motion patterns and determines your steps taken, distance traveled, calories burned, active minutes, and sleep quality</li> <li>• An altimeter, which measures floors climbed</li> <li>• A GPS receiver, which tracks your location during a workout</li> <li>• A Bluetooth 4.0 radio transceiver</li> <li>• A vibration motor, which allows the Surge to vibrate when alarms go off, when you reach a goal, when a GPS signal is found, and when you receive call or text notifications</li> <li>• An optical heart rate tracker, which measures your BPM at rest and when you are exercising</li> <li>• An ambient light sensor, which turns on the backlight in low-light conditions</li> </ul> <p>Source: Fitbit Inc., <i>Surge Product Manual</i> (2017), p. 36, available at <a href="https://staticcs.fitbit.com/content/assets/help/manuals/manual_surge_en_US.pdf">https://staticcs.fitbit.com/content/assets/help/manuals/manual_surge_en_US.pdf</a>.</p>

Claim 29	Fitbit, Inc. Accused Products
<p>The system of claim 27, wherein the second sensor comprises a touch-screen.</p>	<p>The Fitbit Accused Product (hereinafter “the Accused Product”) provides a system.</p> <p>For example, the Accused Products provide the second sensor comprises a touch-screen (i.e. touchscreen).</p> <p>As shown below, the Accused Product contains a color touchscreen (i.e. second sensor).</p> <div data-bbox="324 459 721 886">  </div> <div data-bbox="732 468 1456 991"> <p><b>Major Components:</b></p> <ul style="list-style-type: none"> <li>- MCU, 32-Bit ARM Cortex-M3, 48MHz, 1024KB Flash, 128KB RAM, 8-Channel 12-Bit ADC, 93 GPIOs - MFG: SILICON LABORATORIES INC - MPN: EFM32GG395F1024-BGA120 - (Qty: 1)</li> <li>- Enclosure, Main, Top, Injection Molded Plastic, w/ 8 Pressed-In Threaded Brass Inserts, w/ Etched Copper Antenna, w/ 3 Epoxy Potted - (Qty: 1)</li> <li>- Display Window / Touchscreen Assembly, 1.26" Diagonal, Capacitive, GF2 Type, Painted, w/ Integral Flex PCB - MFG: ALPS ELECTRIC CO LTD - (Qty: 1)</li> <li>- Display Module, 1.26" Diagonal, Transflective Monochrome, 144 x 168 Pixels, 175 ppi, w/ Integral Flex PCB, w/ 1 LED Backlight - MFG: SHARP CORP - MPN: LS013B7DH01 - (Qty: 1)</li> <li>- Enclosure, Main, Bottom, Injection Molded Plastic, Clear Coated, w/ 8 Pressed-In Threaded Brass Inserts, w. Injection Silicon Rubber - (Qty: 1)</li> <li>- Bluetooth USB Dongle, Bluetooth V4.0, Contains Texas Instruments CC2540 - (Qty: 1)</li> <li>- 8-Layer, FR4/RCF HDI, 3+2+3, Lead-Free - MFG: MULTEK HONG KONG LTD - (Qty: 1)</li> <li>- Accelerometer / Gyroscope / Magnetometer, 9-axis Motion Tracking, <math>\pm 2g/\pm 4g/\pm 8g/\pm 16g</math> Accelerometer, <math>\pm 250dps/\pm 500dps/\pm 1000dps/\pm 2000dps</math> Gyroscope, 3-Axis Magnetometer - MFG: INVENSENSE INC - MPN: MPU-9250 - (Qty: 1)</li> <li>- Amplifier, Op Amp, 1.8V, 7MHz, Low Offset, Rail-to-Rail - MFG: TEXAS INSTRUMENTS INC - MPN: OPA2363AIRSVR - (Qty: 2)</li> <li>- GPS Receiver, Single Chip, 66-Channel GPS, GNSS / QZSS / SBAS, ARM 7 CPU, w/ Built in LNA, w/ 16 GPIOs - MFG: MEDIATEK INC - MPN: MT3339 - (Qty: 1)</li> </ul> </div> <p>Source: Electronics360, <i>Teardown: What Is Inside the FitBit Surge (FB501)</i> (2017), available at <a href="http://electronics360.globalspec.com/article/5623/teardown-what-is-inside-the-fitbit-surge-fb501">http://electronics360.globalspec.com/article/5623/teardown-what-is-inside-the-fitbit-surge-fb501</a>.</p> <p>Display</p> <p>The Surge display is a touch screen, monochrome LCD with backlight for low-light visibility.</p> <p>Source: Fitbit Inc., <i>Surge Product Manual</i> (2017), p. 36, available at <a href="https://staticcs.fitbit.com/content/assets/help/manuals/manual_surge_en_US.pdf">https://staticcs.fitbit.com/content/assets/help/manuals/manual_surge_en_US.pdf</a>.</p>



Claim 31	Fitbit, Inc. Accused Products
<p>The system of claim 27, wherein the processor is further configured to transmit a second data signal to the network interface, and the network interface is further configured to transmit the second data signal to the second mobile device.</p>	<p>The Accused Product provides the processor is further configured to transmit a second data signal to the network interface, and the network interface is further configured to transmit the second data signal to the second mobile device.</p> <p>For example, as the picture below shows in the red boxes, the Accused Product provides that the processor is further configured to transmit information corresponding to a summary of a user's tracked statistics and results, including daily activity goal results or Cue data results (i.e. second data signal) to the Bluetooth transceiver (i.e. network interface), and the Bluetooth transceiver (i.e. network interface) is further configured to transmit the information corresponding to a summary of a user's tracked statistics and results, including daily activity goal results or Cue data results to smartphone, such as an iPhone or Android smartphone (i.e. second mobile device). By way of example, as shown in the red boxes in the picture below, the Accused Product provides that the processor is further configured to transmit or sync the information corresponding to a summary of a user's tracked statistics and results, including daily activity goal results or Cue data results to the Bluetooth transceiver, and the Bluetooth transceiver is further configured to transmit the information corresponding to a summary of a user's tracked statistics and results, including daily activity goal results or Cue data results to the Fitbit dashboard on a user's smartphone, such as an iPhone or Android smartphone.</p>  <p>Source: Fitbit Inc., <i>Surge Product Manual</i> (2017), p. 36, available at</p>

Claim 31	Fitbit, Inc. Accused Products
	<p><a href="https://staticcs.fitbit.com/content/assets/help/manuals/manual_surge_en_US.pdf">https://staticcs.fitbit.com/content/assets/help/manuals/manual_surge_en_US.pdf</a>.</p> <p>By way of another example, as the picture below shows in the red boxes, the Accused Product provides that the processor is further configured to transmit information corresponding to a summary of a user's tracked statistics and results, including daily activity goal results or Cue data results (i.e. second data signal) to the Bluetooth transceiver (i.e. network interface), and the Bluetooth transceiver (i.e. network interface) is further configured to transmit the information corresponding to a summary of a user's tracked statistics and results, including daily activity goal results or Cue data results to smartphone, such as an iPhone or Android smartphone (i.e. second mobile device). For instance, as shown in the red boxes in the picture below, the Accused Product provides that the processor is further configured to transmit or sync information corresponding to a summary of a user's tracked statistics and results, including daily activity goal results or Cue data results to the Bluetooth transceiver, and the Bluetooth transceiver is further configured to transmit the information corresponding to a summary of a user's tracked statistics and results, including daily activity goal results or Cue data results to the Fitbit dashboard on a user's smartphone, such as an iPhone or Android smartphone.</p>  <p><b>Automatic Tracking with Fitbit Surge</b></p> <p>Your Surge tracks a variety of stats automatically whenever you're wearing it. Your tracker's latest data is uploaded to your Fitbit dashboard whenever you sync.</p> <p><b>Viewing all-day stats</b></p> <p>On the clock, swipe left or right through the menu items. Tap a menu item to see these all-day stats:</p> <ul style="list-style-type: none"> <li>• Steps taken</li> <li>• Current heart rate</li> <li>• Distance covered</li> <li>• Calories burned</li> <li>• Floors climbed</li> </ul> <p>Other stats captured by your tracker are available on your Fitbit dashboard, including:</p> <ul style="list-style-type: none"> <li>• Detailed heart rate history, including time spent in heart rate zones</li> <li>• Active minutes</li> <li>• Hours slept and quality of sleep</li> </ul> <p>Your Surge starts tracking your stats for the next day at midnight based on your time zone. Though your stats reset to zero at midnight, this does not delete the previous day's data; that data will be uploaded to fitbit.com the next time you sync your tracker.</p> <p>Source: Fitbit Inc., <i>Surge Product Manual</i> (2017), p. 36, available at <a href="https://staticcs.fitbit.com/content/assets/help/manuals/manual_surge_en_US.pdf">https://staticcs.fitbit.com/content/assets/help/manuals/manual_surge_en_US.pdf</a>.</p> <p>By way of another example, as the picture below shows in the red boxes, the Accused Product</p>

Claim 31	Fitbit, Inc. Accused Products
	<p>provides that the processor is further configured to transmit information corresponding to a summary of a user's tracked statistics and results, including daily activity goal results or Cue data results (i.e. second data signal) to the Bluetooth transceiver (i.e. network interface), and the Bluetooth transceiver (i.e. network interface) is further configured to transmit the information corresponding to a summary of a user's tracked statistics and results, including daily activity goal results or Cue data results to smartphone, such as an iPhone or Android smartphone (i.e. second mobile device). Accordingly, the Accused Product provides that the processor is further configured to transmit information corresponding to a summary of a user's tracked statistics and results, including daily activity goal results or Cue data results (i.e. second data signal) to the Bluetooth transceiver (i.e. network interface), and the Bluetooth transceiver (i.e. network interface) is further configured to transmit the information corresponding to a summary of a user's tracked statistics and results, including daily activity goal results or Cue data results data to smartphone, such as an iPhone or Android smartphone, by syncing or transferring the information corresponding to a summary of a user's tracked statistics and results, including daily activity goal results or Cue data results data collected from the tracker to the Fitbit dashboard.</p> <div data-bbox="456 762 1425 982" style="border: 2px solid red; padding: 10px; margin: 10px 0;"> <p><b>WHAT IS SYNCING?</b></p> <p><i>Syncing</i> is the process that transfers the data your tracker collects to your Fitbit dashboard. The dashboard is where you can track your progress, see how you slept, set goals, log food and water, challenge friends, and much more. Your tracker uses Bluetooth Low Energy (BLE) technology to sync with mobile devices and certain computers. The instructions in <a href="#">How do I set up my tracker?</a> explain how to make sure your Fitbit tracker can sync with the mobile device or computer you prefer.</p> </div> <div data-bbox="456 1003 1404 1312" style="border: 2px solid red; padding: 10px; margin: 10px 0;"> <p><b>WHEN DOES MY TRACKER SYNC?</b></p> <p>If your tracker is paired to the Fitbit app on a mobile device, it syncs every time you open the app. It can also sync periodically throughout the day if you have All-Day sync turned on. If you sync your tracker with a computer and Fitbit Connect, it syncs automatically every 15 to 30 minutes assuming the tracker and computer are in proximity, and the dongle is plugged in, if applicable.</p> <p>You can also initiate a sync whenever you like if your tracker is nearby. If you're using an iOS or Android mobile device, you can sync your tracker from the Fitbit app dashboard by touching your tracker image at the top of the screen and pulling down. Choose a section to see syncing instructions.</p> </div> <div data-bbox="456 1333 1412 1612" style="margin: 10px 0;"> <div data-bbox="456 1333 1412 1396"> <a href="#">IOS DEVICES</a> <span style="float: right;">▼</span> </div> <div data-bbox="456 1396 1412 1459"> <a href="#">ANDROID DEVICES</a> <span style="float: right;">▼</span> </div> <div data-bbox="456 1459 1412 1522"> <a href="#">WINDOWS 10 MOBILE DEVICES AND COMPUTERS</a> <span style="float: right;">▼</span> </div> <div data-bbox="456 1522 1412 1612"> <a href="#">MAC OR WINDOWS 8.1 COMPUTERS</a> <span style="float: right;">▼</span> </div> </div> <p>Source: Fitbit, Inc., <i>How do Fitbit devices sync their data?</i> (2017), available at <a href="http://help.fitbit.com/articles/en_US/Help_article/1877?p=charge_2&amp;c=Topics%3AAndroid&amp;l=en_US&amp;fs=Search&amp;pn=1">http://help.fitbit.com/articles/en_US/Help_article/1877?p=charge_2&amp;c=Topics%3AAndroid&amp;l=en_US&amp;fs=Search&amp;pn=1</a>.</p>