



US006407680B1

(12) **United States Patent**  
**Lai et al.**

(10) **Patent No.:** **US 6,407,680 B1**  
(45) **Date of Patent:** **Jun. 18, 2002**

(54) **DISTRIBUTED ON-DEMAND MEDIA  
TRANSCODING SYSTEM AND METHOD**

(75) Inventors: **Angela C. W. Lai**, Mountain View;  
**James Peter Hoddie**, Menlo Park;  
**Howard E. Chartock**, Palo Alto;  
**Christopher V. Pirazzi**, Redwood City;  
**Giovanni M. Agnoli**, San Francisco;  
**Harry A. Chomsky**, Oakland; **Steve H. Chen**, Santa Clara; **Hitoshi Hokamura**, Sunnyvale, all of CA (US)

(73) Assignee: **Generic Media, Inc.**, Menlo Park, CA (US)

(\*) Notice: Subject to any disclaimer, the term of this patent is extended or adjusted under 35 U.S.C. 154(b) by 0 days.

(21) Appl. No.: **09/742,294**

(22) Filed: **Dec. 22, 2000**

(51) Int. Cl.<sup>7</sup> ..... **H03M 7/00**

(52) U.S. Cl. .... **341/50**; 341/51; 341/52;  
341/56; 341/62; 341/63; 341/75; 348/470;  
348/192; 348/469; 348/434; 348/466; 348/384;  
375/240; 375/270; 375/133; 370/255; 370/278;  
370/282; 370/477; 709/203; 709/217; 709/218;  
709/223; 709/229

(58) Field of Search ..... 341/51, 50, 58,  
341/61, 87, 65, 56; 709/203, 217, 218,  
223, 229; 370/255, 278, 282, 477; 375/133,  
220, 240; 348/192, 469, 434, 466, 384,  
470

(56) **References Cited**

**U.S. PATENT DOCUMENTS**

3,394,352 A \* 7/1968 Wernikoff et al. .... 341/50  
3,913,093 A \* 10/1975 De Vincentiis et al. .... 341/51  
3,937,881 A \* 2/1976 Hawkes ..... 341/68  
5,526,397 A \* 6/1996 Lohman ..... 455/560

5,657,015 A \* 8/1997 Nakajima et al. .... 341/61  
5,920,354 A \* 7/1999 Fedele ..... 348/446  
6,058,107 A \* 5/2000 Love et al. .... 370/332  
6,058,143 A \* 5/2000 Golin ..... 375/240  
6,215,824 B1 \* 8/2001 Assuncao ..... 375/240  
6,339,450 B1 \* 1/2002 Chang et al. .... 348/470

**OTHER PUBLICATIONS**

Chapman, Nigel et al., "Digital Multimedia," John Wiley & Sons, Ltd., Copyright 2000 (Entire book provided).

Murray, James D. et al., "Encyclopedia of Graphics File Formats: Second Edition," O'Reilly & Associates, Inc., Copyright 1994, 1996 (Entire book provided).

\* cited by examiner

*Primary Examiner*—Michael Tokar

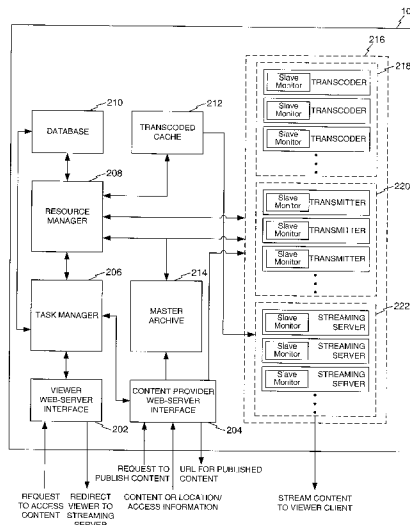
*Assistant Examiner*—Lam T. Mai

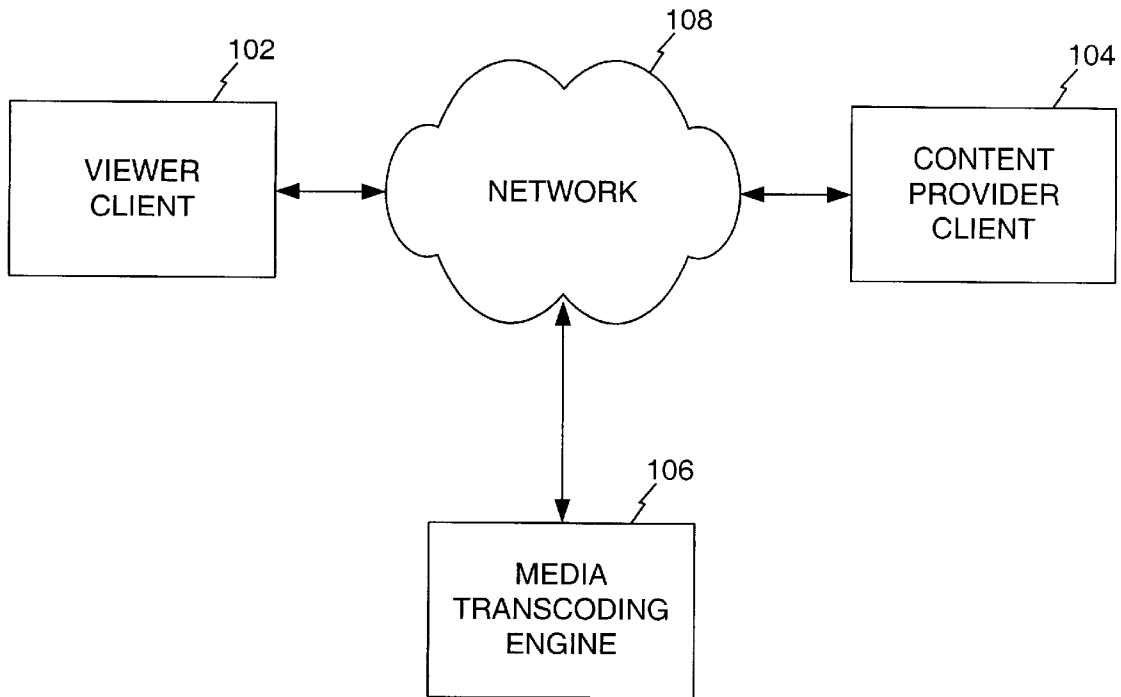
(74) *Attorney, Agent, or Firm*—Sterne, Kessler, Goldstein & Fox P.L.L.C.

(57) **ABSTRACT**

A system and method for the on-demand transcoding of media content from a source type to a destination type is provided, wherein the system includes a plurality of transcoders for transcoding from a plurality of source types to a plurality of destination types, and wherein the system receives a transcoding request for media content, fetches the media content in response to the transcoding request, sends the media content to one of the plurality of transcoders based on the source type and destination type, transcodes the media content from the source type to the destination type, thereby generating transcoded media content, and transmits the transcoded media content. The system fetches, sends, and transcodes the media content and transmits the transcoded media content in a pipelined fashion. The system also provides for the publication of media content as a file or stream of digital data, for the archiving of media content, and the caching of transcoded media content to improve system efficiency.

**47 Claims, 8 Drawing Sheets**



**FIG. 1**

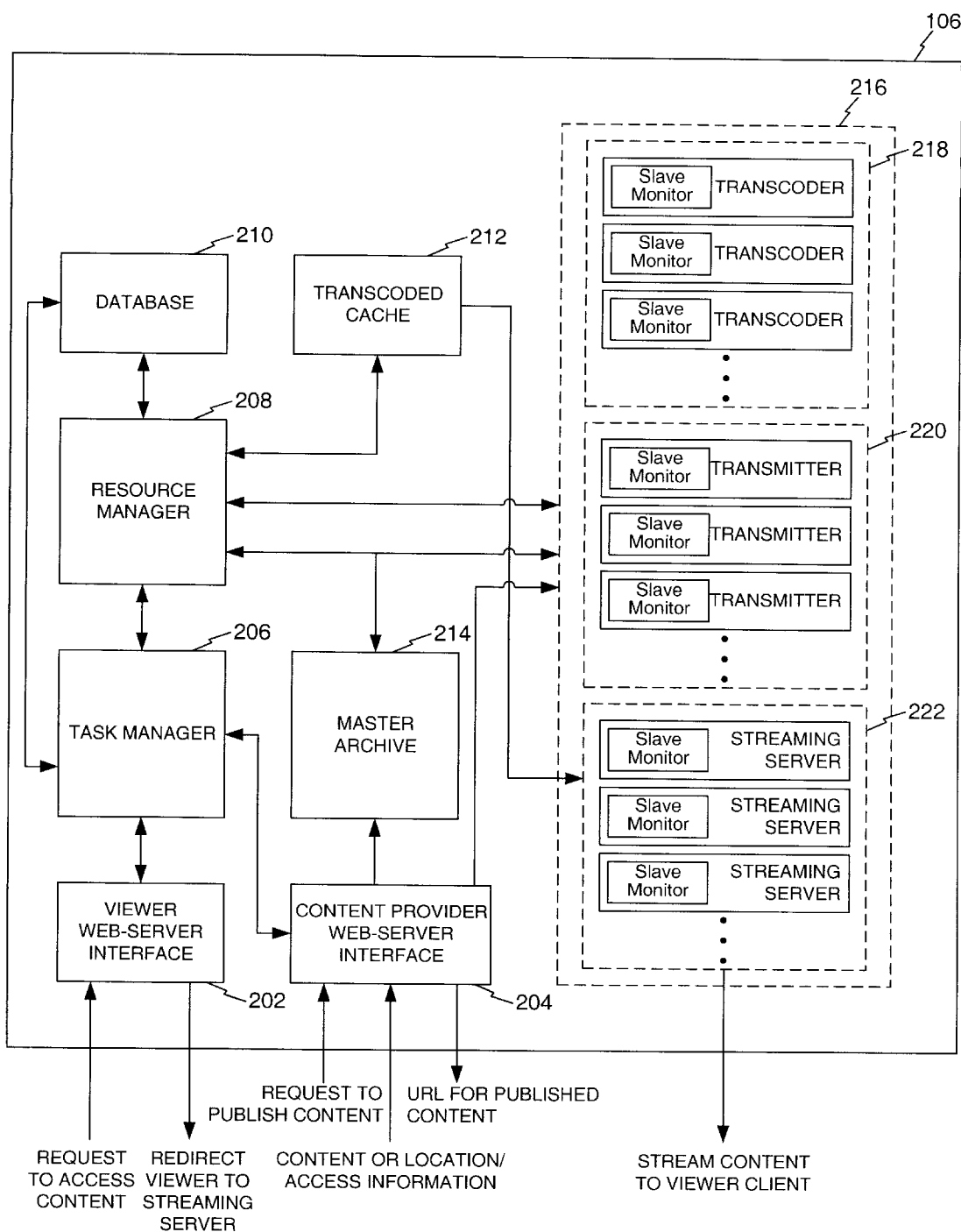


FIG. 2

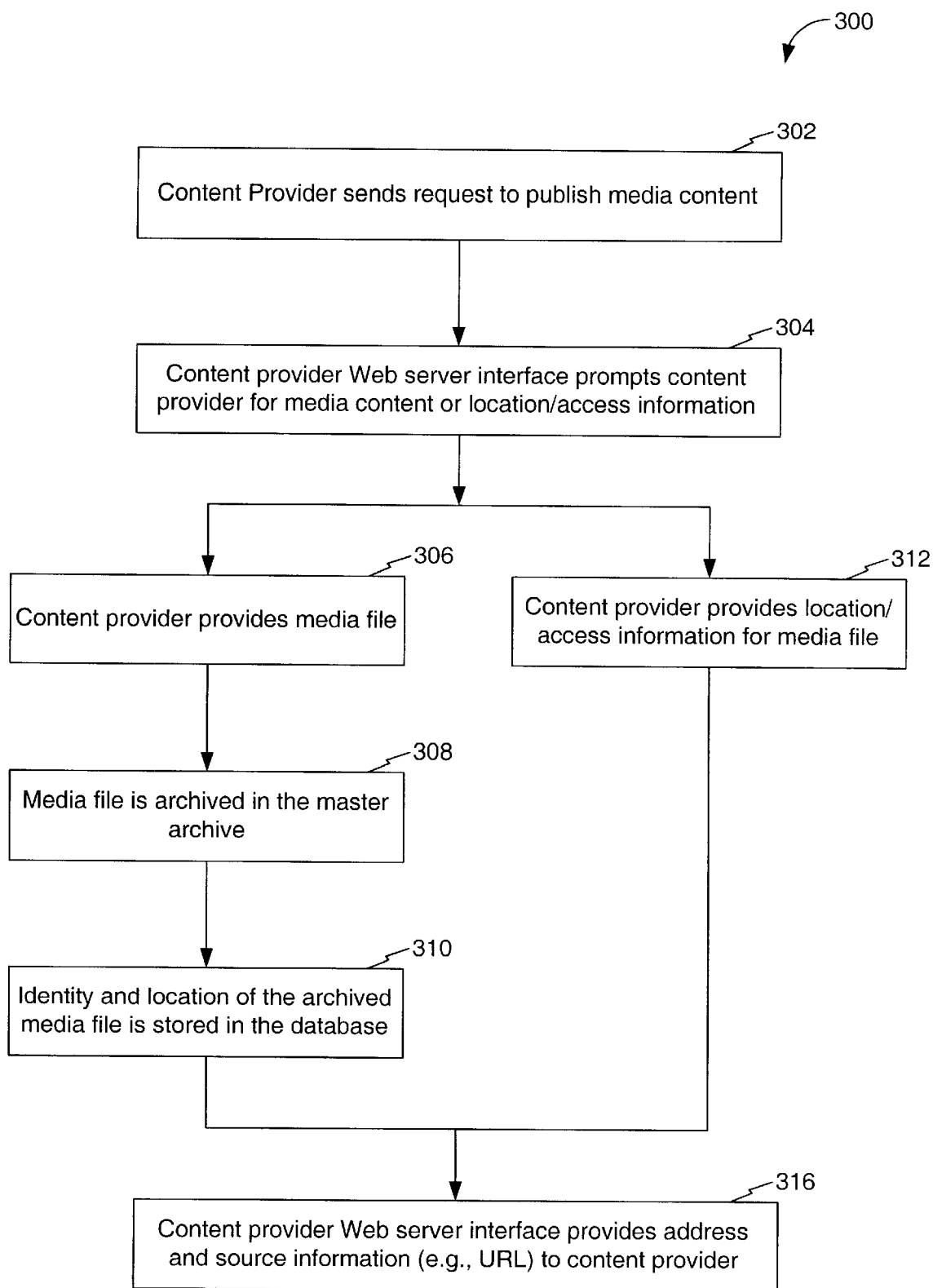


FIG. 3

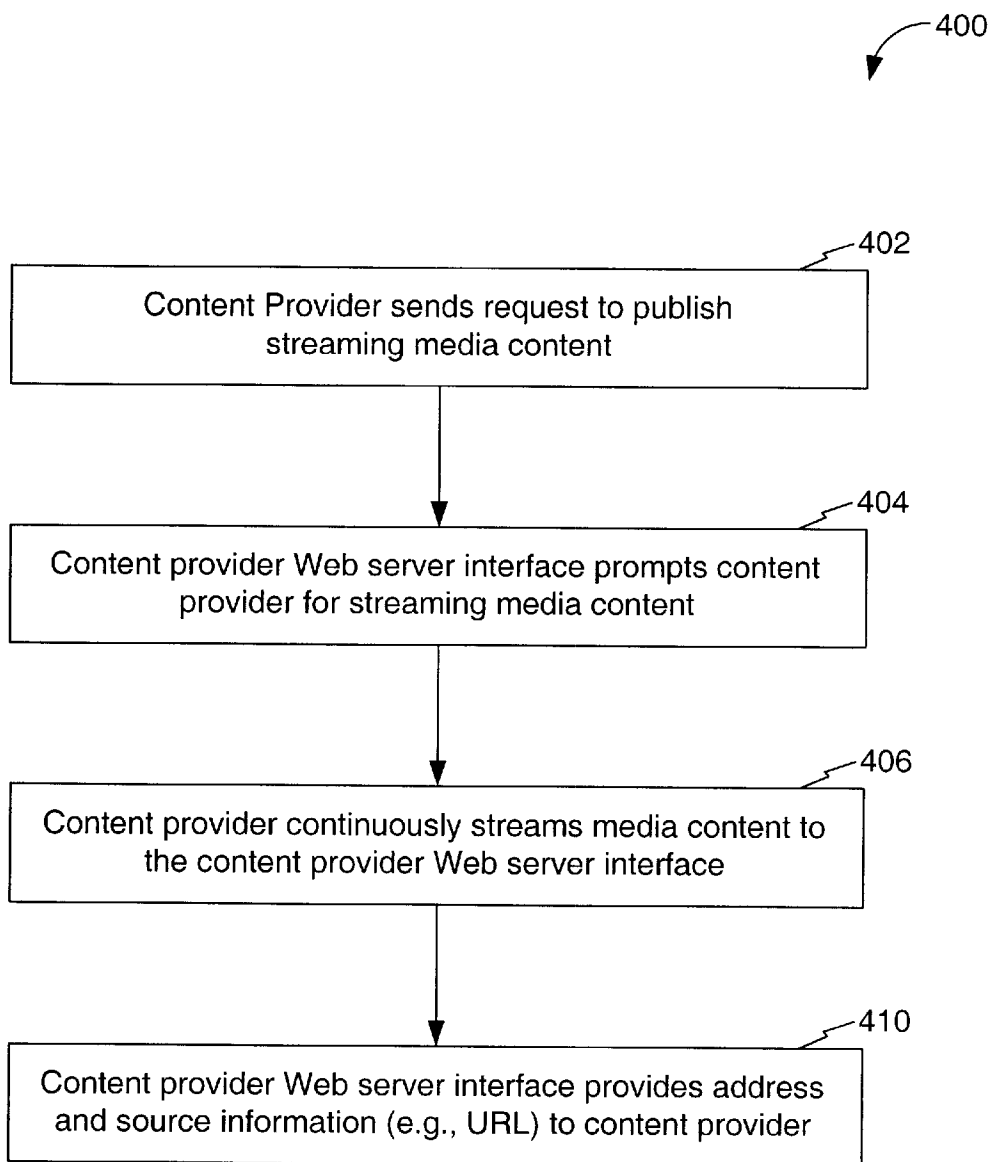


FIG. 4

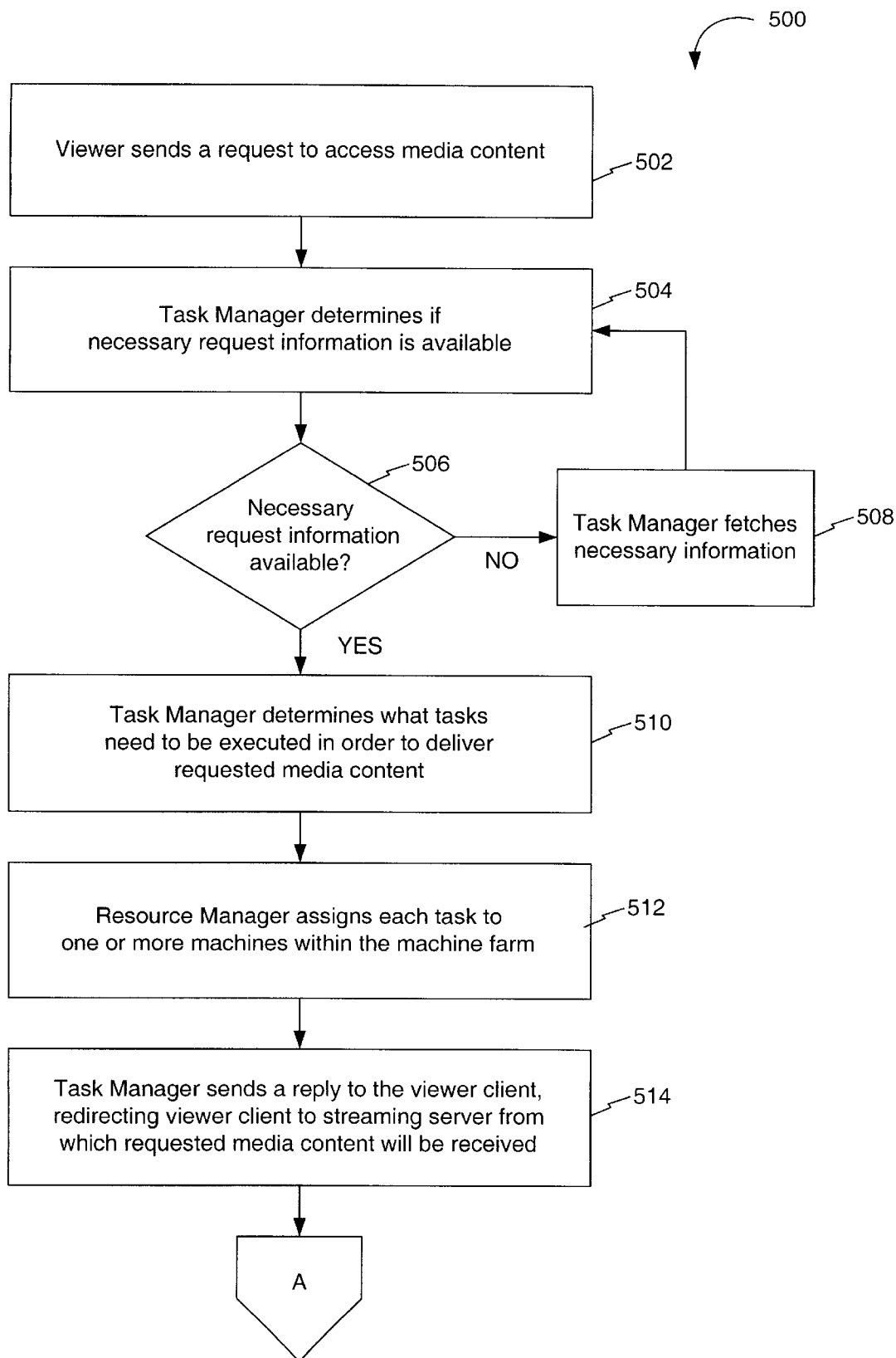
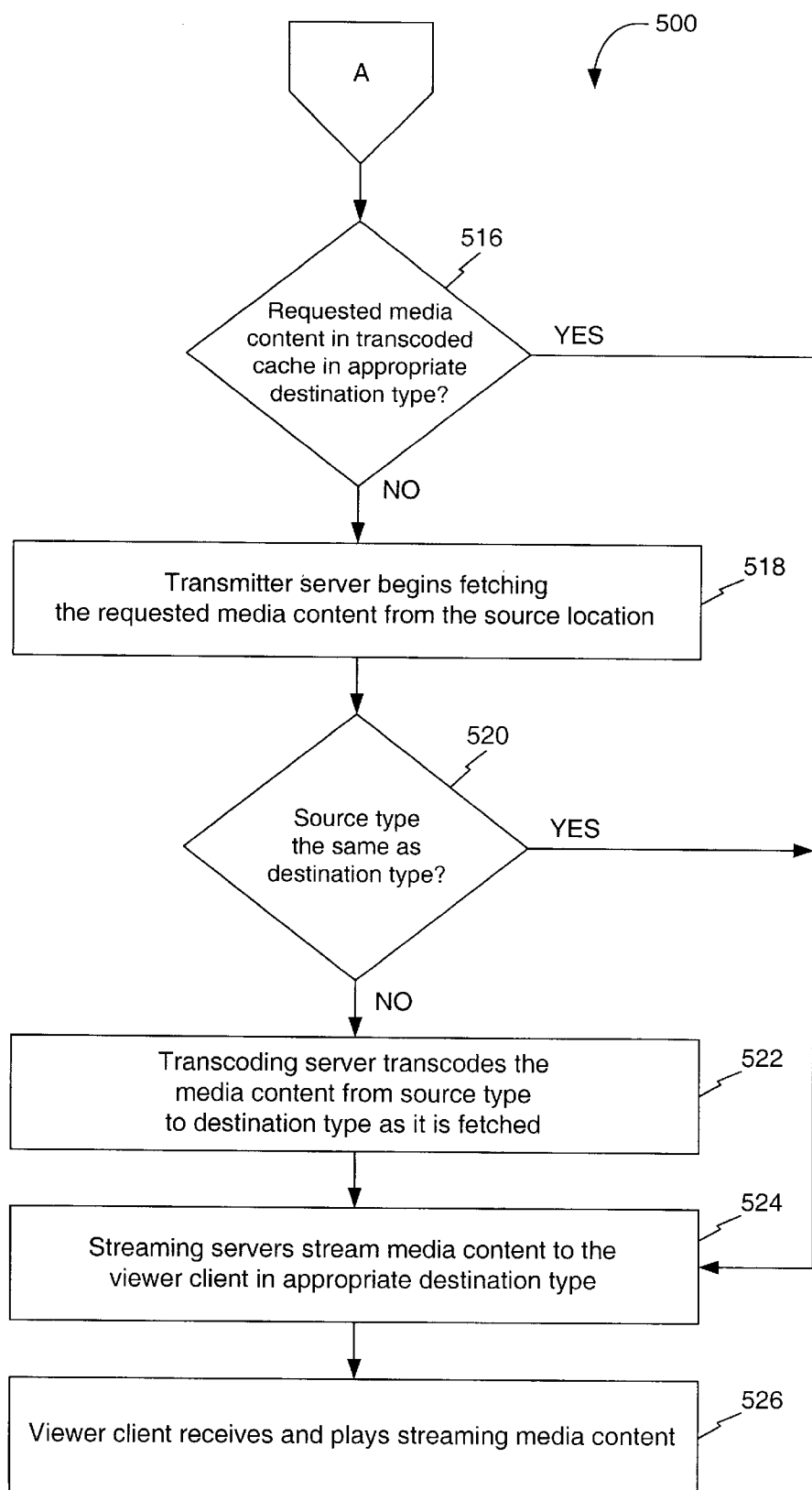


FIG. 5A



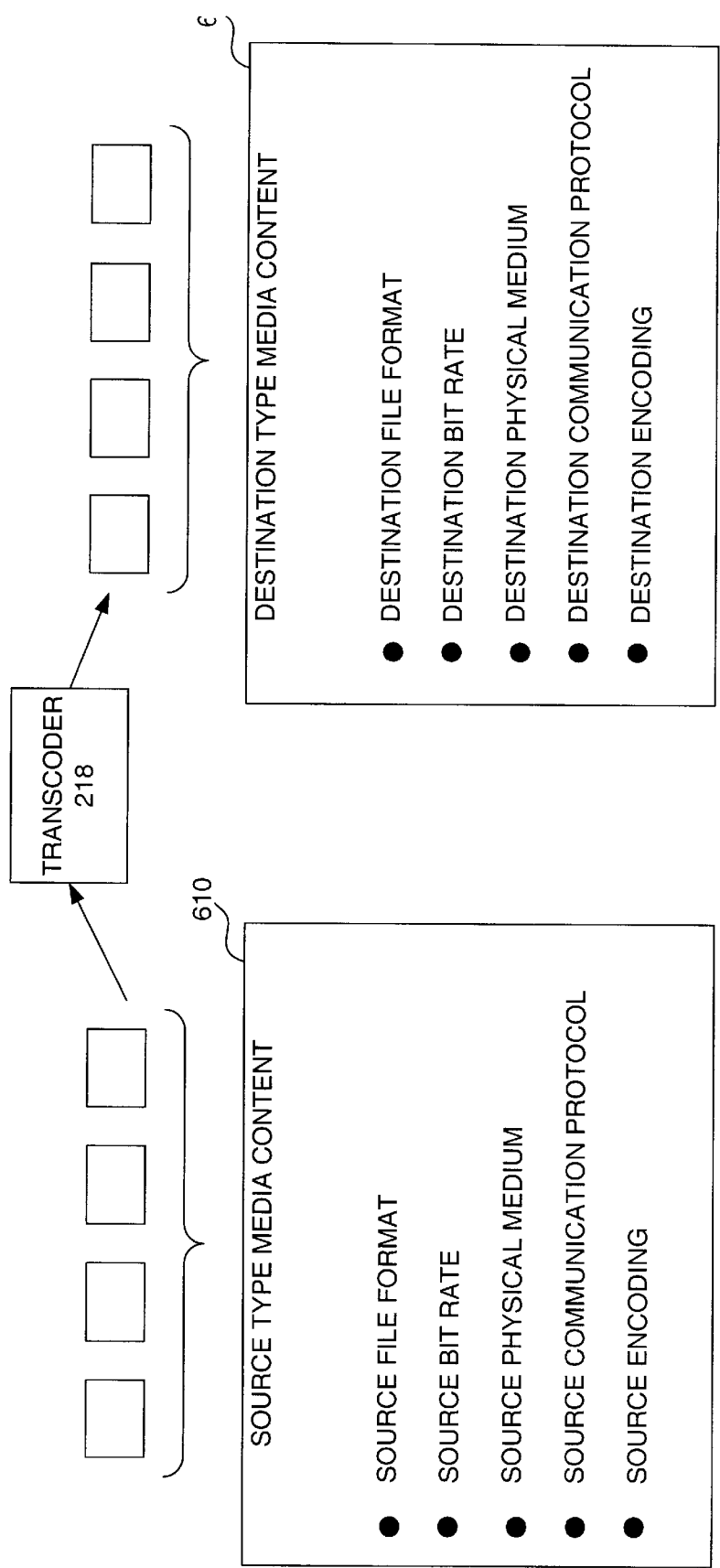


FIG. 6



PUBLISHING VARIABLES	SOURCE TYPE 710	DESTINATION TYPE 750	DESTINATION TYPE 760
PHYSICAL MEDIUM	LOCAL DISK	INTERNET	WIRELESS NETWORK
COMMUNICATION PROTOCOL	FILE I/O	WINDOWS MEDIA STREAMING MMS PROTOCOL	HTTP
CONTAINER FORMAT	MP3	WINDOWS MEDIA	MP3
ENCODING BIT RATE	128 kbps	56 kbps	12 kbps

FIG. 7

# DISTRIBUTED ON-DEMAND MEDIA TRANSCODING SYSTEM AND METHOD

## BACKGROUND OF THE INVENTION

### 1. Field of the Invention

The present invention relates to a system and method for transcoding information. More specifically, the present invention relates to a system and method for transcoding media content.

### 2. Related Art

The rapid publication of media content has been sought throughout human history. Publishers strive to deliver media content faster to larger audiences. As used herein, the term "media content" refers to any information, including audio, video, data, ideas, images, story, sound, text, or other content, that is perceived by one or more human senses.

The digital representation of media content combined with computing and networking technologies now provide a powerful way to publish. According to this new mode of publishing, networking technology permits the delivery of digitized media content over a network to end user computers. Communication protocols define how the digitized media content is exchanged over the network. A media player runs on the end user computer to allow the user to play or otherwise experience the media content.

Digital representations of media content come in different types. These types are generally defined according to a series of publishing variables which can include, but are not limited to, the file format, bit rate, communication protocol(s), physical medium, compression algorithm, and/or digital rights management information associated with the media content. The type of digitized media content which is used will depend upon a number of factors, such as, the computing and/or networking technology used in the process of publishing and the nature of the content itself.

For example, many types of digitized media content are defined according to a file format. Common file formats include QUICK TIME, MPEG, AVI, MP3, REAL, WINDOWS MEDIA, H.263 video coding, and PALM-compatible formats. A format can define media content as a file or in a data stream. See, for example, the graphics file formats and other formats described by J. D. Murray and W. vanRyper, *The Encyclopedia of Graphics File Formats*, Second Edition (O'Reilly & Associates, Inc.: Sebastopol, Calif.), 1996, which is incorporated in its entirety herein by reference.

Digitized media content types can also be categorized according to the type of encoding or compression technique that is used to reduce the physical size of the media content, or according to the type of physical medium that supports the storage of the media content. Different kinds of physical medium are used in publishing media content, such as magnetic or optical storage devices, memory devices, and wireless mediums.

Digitized media content types may also be categorized by the type of communication protocol or protocols used to transmit the media content. In packet-switched networks such as the Internet, many layers of protocols are used. Such protocols can include network and transport protocols and application protocols. Network and transport protocols are in part responsible for delivering packets of digital data. Examples of network and transport protocols are Internet Protocol (IP), Transmission Control Protocol (TCP), User Datagram Protocol (UDP), and Real-Time Transport Protocol (RTP). Application protocols are higher level protocols

that run on top of the network and transport protocols. Among other things, application protocols provide services that support digital media publishing. Examples of application protocols used in World Wide Web technology are HyperText Transport Protocol (HTTP) and Real-Time Streaming Protocol (RTSP).

The emergence of a fast-growing number of media players has created a widening gap between the richness of the various types of media content and the diverse capabilities of the client devices to handle the content. As a result, the technology selection process for the end user has become quite complicated. For example, the user often cannot be certain that a given media player will be able to play the type of media content in which he or she is interested. Also, the user may be required to frequently download new media playing software in order to access desired content.

Furthermore, because users employ a wide variety of client media players, content providers are required to publish original media content in a number of source types in order to deliver the content to a large number of users. Content providers with archived media content also face a burden of having to publish archived media content into new or updated source types.

Transcoders convert certain types of media content (source type) to another type of media content (destination type). This conversion is known as "transcoding." Transcoding can involve a number of different conversion operations. The particular conversion operations used depend upon what publishing variables are being converted. For example, transcoding can involve a conversion operation from one encoded data format to another encoded data format (such as, converting CCITT Group 3 encoded data to RLE-encoded data.) See, Murray and vanRyper, p. 1095.

Conventional multi-type transcoding services are provided off-line, before the content provider publishes media content, adding an undesirable and unavoidable delay to the publishing process. Although arrangements for the real-time transcoding of media content are known, (e.g., transcoding and delivery of live media events over the Internet), these arrangements are limited in that they only allow for media content to be transcoded into a single destination type, and do not permit for the delivery of media content in multiple destination types.

Also, because off-line multi-format transcoding services are expensive, content providers can only afford to have their media content transcoded into a limited number of destination types. Users with media players incapable of accommodating the destination type of the transcoded files simply cannot access the content. Accordingly, conventional media production is limited to a "push" process in which content providers are forced to speculate about which media player users will employ to play their media files.

As a further result of this rapid development in media publishing technology, new internet and wireless device manufacturers must also invest heavily in the transcoding of media content so that a variety of content can be experienced on new media playing devices as new destination types. Thus, new internet and wireless device manufacturers experience the same setbacks and disadvantages from conventional transcoding schemes as described above.

## SUMMARY OF THE INVENTION

The present invention is directed to a system and method for the on-demand transcoding of media content into from a plurality of source types to a plurality of destination types. In one embodiment, a method is provided for transcoding

media content from a source type to a destination type, comprising the steps of receiving a transcoding request for the media content, fetching the media content, selecting one of a plurality of transcoders for transcoding from a plurality of source types to a plurality of destination types based on the source type and the destination type, sending the media content to the selected transcoder, transcoding the media content from the source type to the destination type, thereby generating a transcoded media file, and transmitting the transcoded media content.

In embodiments of the present invention, the media content may comprise either a file of digital information or a stream of digital data. In embodiments of the present invention, the media content is fetched, sent and transcoded as a stream of digital data, the transcoded media file is transmitted as a stream of digital data, and the fetching, sending, transcoding and transmitting are all performed in a pipelined fashion.

In embodiments of the present invention, the transcoding request is received over the Internet and the transcoded media content is transmitted over the Internet.

In embodiments of the present invention, the media content type is defined according to at least one publishing variable, wherein the publishing variable may be the file format of the media content, the bit-rate of the media content, the compression algorithm according to which the media content is stored, the communication protocol according to which the media content is transferred, or the physical medium on which the media content is stored, and the step of transcoding the media content comprises converting the publishing variable of the media content from a source publishing variable type to a destination publishing variable type.

A media transcoding system in accordance with the present invention transcodes media content from a source type to a destination type. The media transcoding system includes a network interface, a resource manager, a transmitting server, a streaming server, and a plurality of transcoders for transcoding from a plurality of source types to a plurality of destination types. The network interface is adapted to receive a transcoding request for the media content. The resource manager is adapted to respond to the transcoding request and, in response to the transcoding request, to command the transcoding server to fetch the media content, to select one of the plurality of transcoders based on the source type and the destination type, to command the selected transcoder to transcode the media content from the source type to the destination type, thereby generating transcoded media content, and to command the streaming server to transmit the transcoded media content.

In embodiments of the present invention, the media content may comprise a file of digital information or a stream of digital data.

In embodiments of the present invention, the transmitting server is adapted to fetch the media content as a data stream, the selected transcoder is adapted to transcode the media content as a data stream, and the streaming server is adapted to transmit the transcoded media content as a data stream. The resource manager manages the operation of the transmitting server, the selected transcoder, and the streaming server so that the fetching, transcoding and transmitting occur in a pipelined fashion.

In embodiments of the present invention, the network interface is adapted to receive the transcoding request over the Internet and the streaming server is adapted to transmit the transcoded media content over the Internet.

In embodiments of the present invention, the media content type is defined according to at least one publishing variable, wherein the publishing variable may be the file format of the media content, the bit-rate of the media content, the compression algorithm according to which the media content is stored, the communication protocol according to which the media content is transferred, or the physical medium on which the media content is stored, and the selected transcoder is adapted to convert the publishing variable of the media content from a source publishing variable type to a destination publishing variable type.

The invention is advantageous in that it permits the transcoding of media content on demand from a single source type to a variety of destination types in a manner that is transparent to the content provider and the user.

The invention is also advantageous in that it permits the transcoding of media content stored in files on demand from a single source type to a variety of destination types in a manner that is transparent to the content provider and the user.

Another advantage of the invention is that it permits the transcoding of live (i.e., streaming) media content on demand from a single source type to a variety of destination types in a manner that is transparent to the content provider and the user.

Another benefit of the invention is that it permits a user to play various types of media content regardless of the media player employed by the user.

Yet another benefit of the invention is that it obviates the need for a user to download a newer media player or upgrade an existing media player in order to access desired media content.

A further advantage of the invention is that it permits a content provider to provide original media content in a single source type to a large number of users using diverse media players that accept different media content types.

A further benefit of the invention is that it expedites the publishing process for media content providers by allowing them to publish media content without first employing off-line encoding services. The invention thus minimizes the time-to-market for the publication of media content.

Another benefit of the invention is that it creates a lower barrier of entry to media publication by permitting content providers to out-source necessary transcoding tasks and to avoid investment in transcoding servers and other equipment necessary for transcoding.

Yet another benefit of the invention is that it permits content providers to deliver media content to users with media players incapable of accommodating the source type of the original media content.

A further advantage of the invention is that it defers the transcoding of media content until the content is demanded by a user for a specific media player. Accordingly, content providers can avoid an unnecessary investment in the transcoding of original media content to types not requested by users.

Additional features and advantages of the invention will be set forth in the description that follows, and in part will be apparent from the description, or may be learned by practice of the invention. The objectives and other advantages of the invention will be realized and attained by the system and method particularly pointed out in the written description and claims hereof as well as the appended drawings.

#### BRIEF DESCRIPTION OF THE FIGURES

The accompanying drawings, which are incorporated herein and form a part of the specification, illustrate the

present invention and, together with the description, further serve to explain the principles of the invention and to enable a person skilled in the pertinent art to make and use the invention. In the drawings:

FIG. 1 is a block diagram of a media transcoding system according to one embodiment of the present invention.

FIG. 2 is a block diagram of an example media transcoding engine according to one embodiment of the present invention.

FIG. 3 is a flowchart that describes a routine for publishing media content according to an embodiment of the present invention.

FIG. 4 is a flowchart that describes a routine for publishing media content according to an embodiment of the present invention.

FIGS. 5A–5B are a flowchart that describes a routine for accessing media content according to an embodiment of the present invention.

FIG. 6 depicts an exemplary transcoder that may be used in accordance with embodiments of the present invention.

FIG. 7 is a table showing exemplary transcoding source types and destination types for various publishing variables according to an embodiment of the present invention.

The present invention will now be described with reference to the accompanying drawings. In the drawings, like reference numbers indicate identical or functionally similar elements. Additionally, the left-most digit(s) of a reference number identifies the drawing in which the reference number first appears.

DETAILED DESCRIPTION OF THE PREFERRED EMBODIMENTS

TABLE OF CONTENTS

A. Overview of the Invention  
B. Operating Environment  
C. Media Transcoding Engine of the Present Invention  
D. Publishing of Media Content According to Embodiments of the Present Invention  
E. Accessing Media Content According to Embodiments of the Present Invention  
F. Further Transcoder Operation and Media Content Examples  
G. Alternate Embodiments of the Present Invention  
H. Conclusion

The present invention is directed to a system and method for the on-demand transcoding of media information from a variety of source types into a variety of destination types. According to the present invention, in a system comprising a plurality of transcoders for transcoding from a plurality of source types to a plurality of destination types, a method is provided for transcoding media content from a source type to a destination type. The method includes receiving a transcoding request for the media content, fetching the media content, and sending the media content to a selected one of the plurality of transcoders. The transcoder is selected based on the source type and the destination type. The transcoder transcodes the media content from the source type to the destination type, thereby generating transcoded media content. The transcoded media content is then transmitted.

A media transcoding system in accordance with the present invention transcodes media content from a source type to a destination type. The transcoding system includes

a network interface, a resource manager, a transmitting server, a streaming server, and a plurality of transcoders for transcoding from a plurality of source types to a plurality of destination types. The network interface receives a transcoding request for media content. The resource manager commands the transmitting server to fetch the media content. The resource manager further selects one of the plurality of transcoders based on the source type and destination type, and commands the selected transcoder to transcode the media content from the source type to the destination type to generate transcoded media content. The resource manager also commands the streaming server to transmit the transcoded media content.

The invention will now be further described with reference to FIGS. 1–7.

B. Operating Environment

FIG. 1 is a block diagram representing an example operating environment 100 of the transcoding system of the present invention. It should be understood that the example operating environment 100 is shown for illustrative purposes only and does not limit the invention. Other implementations of the operating environment described herein will be apparent to persons skilled in the relevant art(s) based on the teachings contained herein, and the invention is directed to such other implementations.

Referring to FIG. 1, example operating environment 100 includes a viewer client 102, a content provider client 104, a media transcoding engine 106, and a network 108. Only one viewer client 102 and content provider client 104 is shown for clarity. In general, any number of these components can be included in the transcoding system of the present invention.

The viewer client 102, the content provider client 104 and the media transcoding engine 106 are all connected via a network 108. The network 108 connects all the components of the present invention, and can be any type of computer network or combination of networks including, but not limited to, circuit switched and/or packet switched networks, as well as wireless networks. In one example, the network 108 includes the Internet.

Any conventional communication protocol can be used to support communication between the components of the transcoding system 100. For example, a Transmission Control Protocol/Internet Protocol (TCP/IP) suite can be used to establish links and transport data and Real-Time Streaming Protocol (RTSP) can be used to stream data between components of the transcoding system 100. A World Wide Web-based application layer and browser (and Web server) can also be used to further facilitate communication between the components shown in FIG. 1. However, these examples are illustrative. The present invention is not intended to be limited to a specific communication protocol or application, and other proprietary or non-proprietary network communication protocols and applications can be used.

The viewer client 102 is used by a user, or viewer, to request and receive media content via the network 108, and to play received media content. In embodiments, the viewer client 102 is a personal computer that includes a Web browser and one or more media players running under the computer operating system. Alternately, the viewer client 102 can be a WEBTV, a WINDOWS CE device, a Personal Digital Assistant (PDA), a PALM handheld device, a console appliance with network access capability, an MP3 appliance, or any other client device and/or program capable of requesting, receiving and playing media content. However, the invention is not limited to these examples, and one skilled in the art will appreciate that a wide variety of

client devices and programs can be used to request, receive and play media content via the network 108. The invention is directed to such other client devices and programs.

The viewer client 102 is capable of receiving and playing various types of media content. For example, the viewer client may receive and play media content in various well-known encoded formats including, but not limited to, MPEG, AVI, MP3, REAL, WINDOWS MEDIA, QUICK TIME, H.263 video coding, and PALM-compatible formats.

The content provider client 104 is used by the content provider to publish and/or transmit media content over the network 108. In embodiments, the content provider client 104 includes a client workstation and media input device and/or program. For example, the content provider client 104 may comprise a personal computer with an attached media input device. The content provider client 104 can provide media content using a variety of media input devices and programs. For example, media content can be provided using cameras (8 mm, Hi-8, or any video digitizing device), line-in/microphone (either attached to any of the camera devices, or stand-alone audio input devices), digital cameras, devices that upload slide shows with voice-over illustrations, files previously encoded in a client-chosen format, or files available via a network accessible mount point (such as, but not limited to, Hypertext Transfer Protocol (HTTP), File Transfer Protocol (FTP), or remote servers). These examples are not limiting, and one skilled in the art will appreciate that a wide variety of client devices and programs can be used to publish and/or transmit media content via the network 108, and that the invention is directed to such client devices and programs.

The content provider client 104 is capable of publishing and/or transmitting various types of media content. For example, the content provider client 104 can provide multimedia files in various well-known encoded formats including, but not limited to, MPEG, AVI, MP3, REAL, WINDOWS MEDIA, QUICK TIME, H.263 video coding, and PALM-compatible formats.

The media transcoding engine 106 acts as an intermediate between the content provider client 104 and the viewer client 102. As will be described in more detail below, the media transcoding engine 106 receives requests for media content from the viewer client 102 and obtains the requested media content from the content provider client 104. The media transcoding engine 106 then transcodes the media content received from the content provider client 104 from a source type to a destination type that can be accommodated by the viewer client 102 and delivers the transcoded media content to the viewer client 102. The media transcoding engine 106 performs the transcoding and delivery of the requested media content on-demand in a manner that is transparent to the content provider as well as the viewer of the media content.

In accordance with the present invention, because the media transcoding engine 106 can transcode media content into a variety of destination types, the content provider can provide media content using a single media input device and still deliver the content to viewers using a variety of different media players, each of which requires a different destination type. Additionally, the present invention permits users to access a variety of media content published in different source types no matter what media player they are using. The media transcoding engine 106 of FIG. 1 will now be described in more detail.

#### C. Media Transcoding Engine of the Present Invention

FIG. 2 is a block diagram of the media transcoding engine 106 according to an embodiment of the present invention.

The media transcoding engine 106 is comprised of a number of components including a viewer Web server interface 202, a content provider Web server interface 204, a task manager 206, a resource manager 208, a database 210, a transcoded cache 212, a master archive 214, a machine farm 216, and, within the machine farm 216, transcoder servers 218, transmitter servers 220, and streaming servers 222. The components of the media transcoding engine 106 are each operably connected to each other by an internal computer network represented, in part, by the arrows connecting the components in FIG. 2. The computer network can include one or more computer buses for connecting components co-existing on the same server, as well as any other type of communication infrastructure for connecting remote components including, but not limited to, circuit switched and/or packet switched networks, as well as wireless networks. In embodiments, the network connecting the components within the media transcoding engine 106 includes a local area network (LAN).

Each of the components of the media transcoding engine 106 will now be described.

The content provider Web server interface 204 is a network interface between the media transcoding engine 106 and the content provider client 104 that permits a content provider to publish media content. The content provider Web server interface 204 receives and processes a request to publish media content from the content provider client 104. In embodiments, the content provider Web server interface 204 also receives the media content itself from the content provider client 104 for archival purposes within the media transcoding engine 106. Alternately, the content provider Web server interface 204 receives location and access information from the content provider client 104, which permits the media transcoding engine 106 to locate and fetch the media content at a later time for transcoding and/or delivery of the media content to a viewer.

In embodiments, the content provider can download a software tool or "plug-in" from the content provider Web server interface 204 that facilitates the delivery of media content from the content provider client 104 to the content provider Web server interface 204. The tool provides a configurable interface that resides on the content provider client 104 and permits the content provider to upload various types of media content to the content provider Web server interface 204.

After it receives the media content, or, alternately, the necessary location and access information for fetching the media content, the content provider Web server interface 204 returns address and source information to the content provider client 104. The address information points viewers who request the content provider's media content to the media transcoding engine 106 and the source information provides information concerning the source of the requested media content. As shown in FIG. 2, in embodiments of the present invention, the address and source information comprise a URL (Uniform Resource Locator) that points the viewer client to the media transcoding engine 106 and provides information to the media transcoding engine 106 about the source of the requested media content. Content providers can post the URL as a link on their Web-site, thereby allowing viewers who visit their Web-site to click on the URL in order to access the media content via the media transcoding engine 106.

The viewer Web server interface 202 is a network interface between the media transcoding engine 106 and the viewer client 102 that permits media content to be requested by and delivered to a viewer. The viewer Web server

interface **202** receives and processes a request to access media content from the viewer client **102**, thereby initiating the transcoding and delivery of the requested media content to the viewer client **102**. Because transcoded media content is streamed to the viewer client **102** by a streaming server and/or proxy server as will be discussed in more detail herein, the viewer Web server interface **202** sends a reply to the viewer client **102** redirecting the viewer client **102** to the appropriate server from which to receive the requested media content.

The media transcoding engine **106** is adapted to deliver requested media content to the viewer client **102** in an optimal destination type. The optimal destination type for the viewer client **102** may be determined in a number of ways.

In embodiments, the viewer can download a software tool or "plug-in" from the viewer Web server interface **202** that facilitates the delivery of media content from the media transcoding engine **106** to the viewer client **102**. The tool is a program that runs on the viewer client **102** and assists in determining the optimal destination type for the viewer client **102** to receive and play media content. In embodiments, the optimal destination type may be determined either by automatic tests run on the viewer client **102**, or by requiring the viewer to provide system and preference information explicitly. The optimal destination type may then be stored by the software tool as a "cookie" on the viewer client **102** for future reference by the media transcoding engine **106**.

Alternatively, the optimal destination type may be stored in a database within the media transcoding engine **106**, and a "cookie" may be stored on the viewer client **102** that simply identifies the user. Then, when the media transcoding engine **106** is required to transcode media content for delivery the viewer client **102**, it may read the cookie and map the identification of the user to the database to obtain the optimal destination type.

In further embodiments, the optimal configuration can be made adjustable for more sophisticated users, or may be updated periodically in case of network condition changes between the viewer client **102** and the network **108** (e.g., change of Internet Service Provider, or change of connection speed).

As described above, the content provider Web server interface **204** and the viewer Web server interface **202** each comprise network interfaces. In embodiments, the content provider Web server interface **204** and the viewer Web server interface **202** each comprise a Web server. In alternate embodiments, the content provider Web server interface **204** and the viewer Web server interface **202** each comprise a load-balancer that redirects requests to other physical Web servers (in other words, they are virtual Web servers).

The task manager **206** is a component of the media transcoding engine **106** that processes requests for media content received from the viewer Web server interface **202**. The task manager determines whether the media transcoding engine **106** has all the information necessary to deliver the requested media content, gathers any missing information, and determines what tasks need to be executed to deliver the requested media content. The task manager then interacts with the resource manager **208** to execute the required tasks.

The resource manager **208** is a program that determines what resources are available within the media transcoding engine **106** to carry out the tasks necessary to deliver the requested media content (e.g., fetching and transcoding the requested media content), allocates the necessary tasks to the appropriate resources, and then manages the tasks to

completion. In a sense, the resource manager **208** works like a traditional load balancer. However, whereas a traditional load balancer operates by managing a virtual machine consisting of a set of machines that perform separate and identical tasks, the resource manager distributes tasks that are often different and interdependent. The process by which the resource manager **208** distributes tasks and allocates resources will be described in more detail below.

Although FIG. **2** shows only one resource manager **208**, it will be understood by one of ordinary skill in the relevant art(s) that alternate embodiments of the media transcoding engine **106** can include more than one resource manager for allocating tasks and resources within the media transcoding engine **106**.

In embodiments, the task manager **206** and the resource manager **208** may be implemented as software running on one or more general purpose server(s) within the media transcoding engine **106**.

The machine farm **216** includes a plurality of individual servers for performing the transcoding and delivery of requested media content within the media transcoding engine **106**. The machine farm **216** includes transmitter servers **220** that fetch the source data for the requested media content, transcoder servers **218** that transcode the source data to the appropriate destination type, and streaming servers **222** that stream the transcoded media content to the viewer client **102** or to a proxy server for delivery to the viewer client **102**.

The transmitter servers **220** run transmitter software that permits them to fetch the requested media content from a source location and transmit it to one of the transcoder servers **218**, streaming servers **222**, or a proxy server (not shown).

The transcoder servers **218** run transcoder software that permit them to transcode from a variety of known source types to a variety of known destination types. In embodiments, the machine farm **216** is implemented utilizing a plug-in architecture that permits new transcoding services to be added incrementally, thereby ensuring that the media transcoding engine **106** can accommodate new media types.

In alternate embodiments of the present invention, a single server may perform both the transmitter and transcoder functions. In further alternate embodiments, the transmitting of requested media content may be carried out by software external to the media transcoding engine **106**. For example, the transmitting of requested media content may be executed by software residing on the content provider client **104**.

In embodiments, each streaming server within the machine farm **216** is a type-specific streaming server dedicated to the delivery of media content of a single type. For example, a streaming server within the machine farm **216** may be dedicated to delivering transcoded media content in REAL format, WINDOWS MEDIA format, QUICK TIME format, etc. The streaming servers **222** within the machine farm may run off-the-shelf industry-standard streaming server programs, streaming server programs that are implemented according to a public standard, or proprietary streaming server programs.

In addition to streaming media content to the viewer client **102**, the streaming servers **222** keep usage statistics pertaining to the media content being delivered as well as the destination types in which the media content is being delivered. The streaming servers **222** provide the usage statistics to the resource manager **208**, thereby permitting the resource manager **208** to perform cache management

functions within the media transcoding engine **106**. For example, such usage statistics permit the resource manager **208** to cache the most frequently requested transcoded media content in the most frequently requested destination types. The caching of transcoded media content will be further described in regard to the transcoded cache **212**, below.

In alternate embodiments, the tracking of usage statistics is carried out by an optional proxy server (not shown) that channels streaming media content from the streaming servers **222** to the viewer client **102**. Such an implementation may be desired where the streaming servers **222** are not capable of tracking usage statistics.

As shown in FIG. 2, each server within the machine farm **216** includes a slave monitor that serves as an interface between the server and the resource manager **208**. The slave monitor operates to receive tasks from the resource manager **208**, to initialize the tasks within the server, and to report the status of initialized tasks, including the reporting of the failure or completion of an assigned task. By reporting the status of each task within a server, the slave monitor thereby permits the resource manager **208** to manage the execution of all the tasks within the media transcoding engine **106**.

In an alternate embodiment, the slave monitor only initiates tasks received from the resource manager **208**, and the tasks themselves report directly to the resource manager **208** rather than to the slave monitor.

The database **210** is used by the resource manager **208** to assist in managing tasks and resources within the media transcoding engine **106**. The database **210** stores information concerning the status of each active and pending task as well as information concerning the status of each resource within the machine farm **216**, thereby aiding the resource manager **208** in determining which resources are currently available to the resource manager **208** for executing necessary tasks.

The database **210** is also used by the task manager **206** to keep track of published media content archived within the media transcoding engine **106**. The database **210** maintains source information about such published media content including the identity, source location, and source type of the media content, when available.

The database **210** can be implemented using any type of database structure known in the art for storing data, including, but not limited to, relational databases, object-oriented databases, flat-file databases or inverted-list databases. In embodiments, the database **210** can be stored on one or more general purpose servers, file servers, or network attached storage appliances internal to the media transcoding engine **106**.

The master archive **214** is an archive within the media transcoding engine **106** that stores the original media content published by the content provider and received by the content provider Web server interface **204** from the content provider client **104**. Also, where the media transcoding engine **106** is required to fetch original media content from a location outside the media transcoding engine **106**, the media transcoding engine **106** can cache a copy of the original media content in the master archive **214**. By caching a copy of the original media content in the master archive **214**, the media transcoding engine **106** avoids having to fetch the original media content from outside the internal network of the engine when a subsequent request for the same media content is received.

The transcoded cache **212** is a cache within media transcoding engine **106**. The transcoded cache **212** is used by the media transcoding engine **106** to store a copy of

requested media content after it has been transcoded. When subsequent requests are received for the same media content in the same destination type, the media transcoding engine **106** delivers the content from the transcoded cache, thereby avoiding the expensive CPU overhead of repeatedly transcoding the same media content.

The resource manager **208** keeps track of what is cached within the master archive **214** and the transcoded cache **212** and manages the utilization of each cache using intelligent algorithms. In embodiments, the intelligent algorithm used by the resource manager **208** to manage the utilization of each cache is based on usage statistics received from the streaming servers **222** and/or optional proxy servers (not shown), as discussed above, regarding the frequency with which media content is requested in various destination types. For example, in embodiments, the resource manager **208** uses a Least-Recently-Used algorithm to determine whether a certain copy of media content should be retained within a cache or discarded. According to a Least-Recently-Used algorithm, a copy of media content is discarded if it has not met a predetermined threshold for a number of accesses in a given time. This example is not limiting and one skilled in the relevant art(s) will appreciate that any number of intelligent algorithms known in the art may be used to manage the utilization of the master archive **214** and the transcoded cache **212**. Such intelligent algorithms are within the scope and spirit of the present invention.

In embodiments, the master archive **214** and/or the transcoded cache **212** are implemented as one or more network attached storage appliances coupled to the internal network within the media transcoding engine **106**. However, the invention is not so limited, and any suitable storage device may be used to implement the master archive **214** and/or the transcoded cache **212**, including but not limited to, general-purpose servers running caching software, file servers, one or more disk arrays, or a storage area network (SAN).

The methods by which media content is published and accessed according to embodiments of the present invention will now be described.

#### D. Publishing of Media Content According to Embodiments of the Present Invention

In embodiments of the present invention, media content may be published either as an encoded file or delivered as a continuous stream of data, as in the case of a live audio or video feed.

FIG. 3 depicts a flowchart **300** of a method by which media content is published according to embodiments of the present invention wherein the media content is an encoded media file. The invention, however, is not limited to the description provided by the flowchart **300**. Rather, it will be apparent to persons skilled in the art from the teachings herein that other functional flows are within the scope and spirit of the present invention.

In step **302**, the content provider sends a request to publish content from the content provider client **104** to the content provider Web server interface **204**. In embodiments, the request comprises an HTTP request.

In step **304**, the content provider Web Server interface **204** sends a prompt to the content provider client **104** asking for the media content itself or the necessary location and access information to fetch the media content. As discussed above, according to embodiments of the present invention, the content provider can either archive media content within the media transcoding engine **106**, or can store media content in an alternate location outside of the media transcoding engine **106**, such as on the content provider's own server.

As shown in step 306, where the content provider wishes to store the encoded media file in an archive within the media transcoding engine 106, the content provider delivers the media file to the content provider Web server interface 204 via the content provider client 104. At step 308, after the content provider Web server interface 204 receives the encoded media file, it transmits the file to the master archive 214 for archival within the media transcoding engine 106. From the master archive 214, the encoded file is available to the resource manager 208 and other components of the media transcoding engine 106. At step 310, the identity and location of the archived file is reported by the content provider Web-Server interface 204 to the task manager 206, which stores the information within the database 210 for future reference. In embodiments, the source type of the archived file is also stored within the database 210 for future reference.

As shown in step 312, where the content provider wishes to store the encoded media file in an alternate location outside of the media transcoding engine 106, the content provider provides the location and access information necessary to fetch the encoded media file to the content provider Web server interface 204 via the content provider client 104.

At step 316, after receiving either the encoded media file or the location and access information necessary to fetch the encoded media file, the content provider Web server interface 204 provides the content provider client 104 with address and source information. The address information points viewers who request the content provider's media content to the media transcoding engine 106 and the source information provides information concerning the source of the requested media content. Where the encoded media file is stored in an alternate location outside of the media transcoding engine 106, the source information includes the location and access information provided by the content provider in earlier step 312.

In embodiments, the address and source information comprises a URL (Uniform Resource Locator) that points the viewer client 102 to the media transcoding engine 106 and provides information to the media transcoding engine 106 about the source of the requested media content. Content providers can post the URL as a link on their web-site, thereby allowing viewers who visit their web-site to click on the URL in order to access the media content via the media transcoding engine 106.

After step 316, the flowchart 300 ends.

FIG. 4 depicts a flowchart 400 of a method by which media content is published according to embodiments of the present invention wherein the media content is delivered as a continuous stream of data, as in the case of a live audio or video feed. The invention, however, is not limited to the description provided by the flowchart 400. Rather, it will be apparent to persons skilled in the art from the teachings herein that other functional flows are within the scope and spirit of the present invention.

In step 402, the content provider sends a request to publish streaming media content from the content provider client 104 to the content provider Web server interface 204. In embodiments, the request comprises an HTTP request.

In step 404, the content provider Web Server interface 204 sends a prompt to the content provider client 104 asking for the streaming media content.

As shown in step 406, the content provider continuously streams the media content to the content provider Web server interface 204 via the content provider client 104.

At step 410, after receiving the streaming media content, the content provider Web server interface 204 provides the

content provider client 104 with address and source information. The address information points viewers who request the content provider's media content to the media transcoding engine 106 and the source information provides information concerning the source of the requested media content. In embodiments, the address and source information comprises a URL (Uniform Resource Locator) that points the viewer client 102 to the media transcoding engine 106 and provides information to the media transcoding engine 106 about the source of the requested media content. Content providers can post the URL as a link on their web-site, thereby allowing viewers who visit their web-site to click on the URL in order to access the media content via the media transcoding engine 106.

After step 410, the flowchart 400 ends.

Methods by which published media content is accessed by a viewer according to embodiments of the present invention will now be described.

E. Accessing Media Content According to Embodiments of the Present Invention

As described herein, embodiments of the present invention perform the transcoding of media content on demand, in response to a viewer's request to access media content. Additionally, embodiments of the present invention essentially perform the transcoding of media content in "real-time" after the publication of the media content, as part of the media content delivery process. In particular embodiments of the present invention, the delay between the submission of a request to view media content to the media transcoding engine 106 and the delivery of the media content to the viewer client 102 will be approximately thirty seconds or less. However, the invention is not limited to a specific delivery time and can encompass a variety of delivery times greater than or less than thirty seconds.

FIG. 5 depicts a flowchart 500 of a method by which media content is accessed by a viewer according to embodiments of the present invention. The invention, however, is not limited to the description provided by the flowchart 500. Rather, it will be apparent to persons skilled in the art from the teachings herein that other functional flows are within the scope and the spirit of the present invention.

In step 502, the viewer sends a request to access media content via the viewer client 102 to the viewer Web server interface 202 within the media transcoding engine 106. In embodiments, the request is an HTTP request generated by the viewer client 102 when the viewer clicks on a URL on the content provider's web-site. As discussed above, the URL link, which may be provided by the media transcoding engine 106 to the content provider during the media content publishing process, contains address information and source information that points the viewer client 102 to the media transcoding engine 106 and provides information to the media transcoding engine 106 about the source of the requested media content.

After the viewer Web server interface 202 receives the request, it forwards it to the task manager 206.

In step 504, the task manager 206 parses the request to determine if the necessary request information is included in order to service the request. In embodiments of the invention where the request comprises an HTTP request, the task manager 206 parses the header of the HTTP request to determine if the necessary information is included in order to service the request. In embodiments, the necessary information includes at least a source location, a source type, a destination location, and a destination type. The source type and destination type are each defined by at least one publishing variable. In embodiments, publishing variables for



15

media content can include, but are not limited to, the file format, bit rate, communication protocol(s), physical medium, compression algorithm, digital rights management information, or any combination thereof. In one embodiment, the information required for servicing the request includes at least a source location, a source format, a source bit-rate, a destination location, a destination format, and a destination bit rate.

If the task manager 206 determines that the request information is not complete, the task manager 206 will fetch the necessary information as shown in steps 506 and 508. For example, if the source type or source location is not included in the request and the requested media content is stored within the media transcoding engine 106, the task manager 206 can consult the database 210 to find the necessary source information. Alternately, if the media content is stored externally with respect to the media transcoding engine 106, the task manager 206 can perform a network request to fetch the necessary information from the content provider's web-site. For example, the task manager 206 can perform an HTTP request, an RTSP request, or a request using any other standard network application protocol. Additionally, if the destination type is not available, the task manager 206 can fetch the needed information by querying the viewer client 102. As discussed above, in embodiments, the optimal destination type for the destination location may be stored as a "cookie" on the viewer client 102, which may be accessed by the task manager 206.

At step 510, once the task manager 206 has the necessary information to service the request, it then determines what tasks need to be executed in order to deliver the requested media content. The tasks include all the steps necessary to deliver the requested media content, and may include fetching the requested media content, transcoding the requested media content from the source type into the destination type, and streaming the transcoded media content to the viewer client 102. Once the task manager 206 has determined what tasks need to be executed, it then interfaces with the resource manager 208 and instructs the resource manager 208 to execute the required tasks.

The resource manager 208 receives the instruction to execute the required tasks from the task manager 206 and, at step 512, assigns each task to one or more machines within the machine farm 216. The resource manager 208 is programmed to achieve an efficient execution of tasks by the available resources. In embodiments, the allocation of resources to a given task by the resource manager 208 is determined based on a variety of factors including, but not limited to, which machines support the necessary utilities for performing the required task, which machines have available resources (for example, available CPU), and which machines can coordinate with each other to carry out the task when coordination is required for execution. The resource manager 208 can also be programmed to distribute tasks based on a variety of other criteria including the avoidance of network congestion. For example, the resource manager 208 may be programmed to assign decompression and compression tasks to the same machine in order to avoid the network congestion that may result from transmitting uncompressed data from one machine to another within the internal network of the media transcoding engine 106.

In accordance with the present invention, the resource manager 208 oversees tasks after they are assigned to make sure that they are properly executed. The resource manager 208 oversees the execution of assigned tasks by maintaining a list of all assigned tasks in the database 210 and periodically communicating with the slave monitor of each machine running a given task in order to determine the status of the task.

In embodiments, the resource manager 208 periodically polls the slave monitor of the machine to which the task has

16

been assigned to determine the status of the task. In alternate embodiments, the slave monitor itself sends periodic status messages to the resource manager 208, informing it of the status of an assigned task. The resource manager 208 stores information that it receives from the slave monitors about the status of each task and each machine in the database in order to assist in its function of assigning and monitoring necessary tasks.

In an alternate embodiment of the present invention, the slave monitors only initiate tasks received from the resource manager 208, and the tasks themselves report directly to the resource manager 208 rather than to the slave monitors.

The resource manager 208 monitors each assigned task in accordance with a fault tolerance routine that permits the resource manager 208 to determine when a task has failed and to execute the necessary steps for correcting the problem and ensuring the delivery of the requested media content. For example, if a machine to which a task has been assigned does not respond to a status query for a predetermined period of time, the resource manager 208 can be programmed to reassign the task to a different machine and re-boot the machine that is not responding. Additionally, where the failure of a task also results in the failure of a chain of distributed dependent tasks, the resource manager 208 can be programmed to shut down all the dependent tasks and re-assign the entire set of tasks in order to ensure the delivery of the requested media content. These examples are not limiting, and other fault tolerance schemes will be apparent to one of ordinary skill in the relevant art based on the teachings contained herein, and the invention is directed to such other fault tolerance schemes.

In a further embodiment of the present invention, individual tasks are each assigned a priority. The resource manager 208 monitors new tasks and when the priority of an existing task is lower than that of a new task that needs to be assigned, the resource manager 208 will instruct the existing task to kill itself to accommodate the new higher-priority task. Alternately, the slave monitor can kill the existing task. An example of a low priority task includes the transcoding of media content for a viewer after the viewer has stopped viewing the requested content.

At step 514, after all the tasks have been assigned, the task manager 206 constructs a reply to the initial request to access media content received from the viewer client 102. The reply serves to redirect the viewer client 102 to a streaming server or proxy server from which the requested media content will ultimately be received by the viewer client 102. In embodiments, the reply comprises an HTTP reply.

At steps 516-526, the machines within the machine farm 216 perform the steps necessary to deliver the requested media content in accordance with the assigned tasks received from the resource manager 208. In embodiments of the present invention, the delivery of media content is a pipelined process in which the fetching, transcoding and streaming of different portions of the same media content stream may occur simultaneously. The resource manager 208 arranges for the pipelining of these steps through resource allocation within the media transcoding engine 106. The pipelining of these steps results in a faster delivery time for requested media by the media transcoding engine 106.

As shown at step 516, if the requested media content already resides in the transcoded cache 212 transcoded into the appropriate destination type (e.g., the appropriate destination format and bit-rate or other appropriate publishing variables), then the delivery of content is achieved by the streaming servers 222 at step 524, which stream the transcoded media content to the viewer client 102 as described below.

If, however, the requested media content does not reside in the transcoded cache 212 transcoded into the appropriate

destination type, then one of the transmitter servers 220 within the machine farm 216 begins fetching the requested media content as a data stream from the source location as shown at step 518. As discussed above in regard to FIGS. 3 and 4, in embodiments of the invention, the requested media content can initially either reside within the master archive 214 within the media transcoding engine 106, in an archive external to the media transcoding engine 106, or be received as a streaming feed directly from the content provider client 104.

Where the requested media content resides within the master archive 214, one of the transmitter servers 220 fetches the requested media content over the internal network of the media transcoding engine 106.

Where the requested media content resides in an archive outside of the media transcoding engine 106, one of the transmitter servers 220 uses the access information provided during the publishing process to fetch the requested media content. In embodiments, after the transmitter server uses the access information to fetch the requested media content, the requested media content may be temporarily cached in the master archive 214, permitting expedited access to the media content when subsequent requests for the same media content are received by the media transcoding engine 106.

Where the requested media content is a streaming feed directly from the content provider client 104, one of the transmitter servers 220 fetches the streaming data from the content provider Web server interface 204. Because embodiments of the present invention do not fetch and transcode the streaming data until it is actually requested by a viewer, unnecessary transcoding of media content is thereby avoided.

As shown in step 520, after the transmitter server begins fetching the requested media content, if the source type is the same as the destination type (e.g., the source format and bit rate is the same as the destination format and bit-rate), then no transcoding is necessary and the media content is transmitted to the streaming servers 222 as soon it is fetched. The streaming servers 222 then stream the content to the viewer client 102 at step 524, as described below. However, if the source type is not the same as the destination type, then one of the transcoding servers 218 within the machine farm 216 will transcode the media content from the source type to the destination type as shown in step 522. In accordance with the discussion in regard to step 512, above, the resource manager 208 assigns the transcoding task to a transcoder server that runs the necessary transcoder software for performing the appropriate conversion of publishing variables. In embodiments, the transcoding is carried out using one of a variety of well-known methods and for converting media content of one type to another, including conventional codec routines for transcoding media content. Further description of transcoding operation and examples are provided below.

In embodiments, after the transcoding is complete, a copy of the transcoded media content is temporarily stored in the transcoded cache 212, permitting expedited delivery of the media content when subsequent requests for the same media content transcoded into the same destination type are received by the media transcoding engine 106.

In step 524, one of the streaming servers 222 streams the media content in the appropriate destination type to the viewer client 102 as soon as it is received from either a transcoder, a transmitter or the transcoded cache 212. In embodiments, the transcoded media content is streamed to the viewer client 102 via an optional proxy server, as discussed above in regard to FIG. 2. In further embodiments, either the streaming server or the optional proxy server keep usage statistics pertaining to the media content being delivered as well as the destination types in which the media content is being delivered that are used by the resource manager 208 for cache management purposes.

In embodiments, the protocol used for streaming media to the viewer client and for streaming data between the transmitter servers 220, transcoder servers 218 and the streaming servers 222 is a standard protocol for streaming media, such as RTSP. Alternately, a proprietary protocol defined over standard network protocols like TCP/UDP can be used. In further embodiments, different protocols may be used to accommodate different network infrastructure needs. For example, protocols may be implemented that dynamically change according to network traffic conditions. However, these examples are illustrative. The present invention is not intended to be limited to a specific communication protocol or application, and other proprietary or non-proprietary network communication protocols and applications can be used.

At step 526, the viewer client 102 receives the streaming media content from either the streaming server or the proxy server. At this point, the viewer client 102 plays the media content in accordance with the destination type associated with the media player resident on the viewer client 102. In alternate embodiments of the present invention, the media content may be received and stored as a downloaded file on the viewer client 102 for playing at a later time, or for transfer to an alternate media playing device.

After step 526, the flowchart 500 ends.

F. Further Transcoder Operation and Media Content Examples

As described above, media transcoding engine 106 includes one or more transcoders 218. Transcoders 218 convert certain types of media content (referred to herein as a source type) to another type of media content (referred to herein as a destination type). Transcoding can involve a number of different conversion operations. The particular conversion operations used depend upon the media content and associated publishing variables being converted. Publishing variables as used herein refers to different characteristics of media content.

According to the present invention, media content is digital data being published over a network. In this case, publication refers to digital data which has been formatted for delivery over a network and for viewing by a destination media player. Publishing variables for media content can include, but are not limited to, the file format, bit rate, communication protocol(s), physical medium, compression algorithm, and/or digital rights management information.

The digital data can be any type of file format including but not limited to container formats, bitmap formats, video formats, audio formats, vector formats, metafile formats, scene formats, animation formats, multimedia formats, hybrid formats, hypertext and hypermedia formats, three-dimensional data (3D) formats, virtual reality modeling language (VRML) formats, font formats (bitmap fonts, stroke fonts, spline-based outline fonts), page description language (PDL) formats, and any other type of graphics file format or other file format. Table 1 lists examples of such file formats that can be used in embodiments of the present invention:

TABLE 1

Example File Formats	
Format	Type
ADOBE ILLUSTRATOR	Metafile
ADOBE PHOTOSHOP	Bitmap
ATARI ST GRAPHICS FORMATS	Bitmap and Animation
AUTOCAD DXF	Vector
AUTODESK 3D STUDIO	Scene Description
BDF	Bitmap
BRL-CAD	Other

TABLE 1-continued

Example File Formats	
Format	Type
BUFR	Other
CALS RASTER	Bitmap
CGM	Metafile
CMU FORMATS	Multimedia
DKB	Scene Description
DORE RASTER FILE FORMAT	Bitmap
DPX	Bitmap
DR. HALO	Bitmap
DVM MOVIE	Animation
ENCAPSULATED POSTSCRIPT	Metafile (page description language)
FACESAVER	Bitmap
FAX FORMATS	Bitmap
FTTS	Other
FLI	Animation
GEM RASTER	Bitmap
GEM VDI	Metafile
GIF	Bitmap
GRASP	Animation
GRIB	Other
HARVARD GRAPHICS	Metafile
HIERARCHICAL DATA FORMAT	Metafile
IFF	Bitmap
IGES	Other
INSET PIX	Bitmap
INTEL DVI	Multimedia
JPEG FILE INTERCHANGE FORMAT	Bitmap
KODAK PHOTO CD	Bitmap
KODAK YCC	Bitmap
LOTUS DIF	Vector
LOTUS PIC	Vector
LUMENA PAINT	Bitmap
MACINTOSH PAINT	Bitmap
MACINTOSH PICT	Metafile
MICROSOFT PAINT	Bitmap
MICROSOFT RIFF	Multimedia
MICROSOFT RTF	Metafile
MICROSOFT SYLK	Vector
MICROSOFT WINDOWS BITMAP	Bitmap
MICROSOFT WINDOWS METAFILE	Metafile
MIFF	Bitmap
MPEG	Other
MTV	Scene Description
NAPLPS	Metafile
NFF	Scene Description
OFF	Scene Description
OS/2 BITMAP	Bitmap
P3D	Scene Description
PBM., PGM., PNM., and PPM.	Bitmap
PCX	Bitmap
PDS	Other
PICTOR PC PAINT	Bitmap
PIXAR RIB	Scene Description
PLOT-10	Vector
PNG	Bitmap
POV	Vector
PRESENTATION MANAGER METAFILE	Metafile
PRT	Scene Description
QRT	Scene Description
QUICK TIME	Other
RADIANCE	Scene Description
RAYSHADE	Scene Description
RIX	Bitmap
RTRACE	Scene Description
SAF	Bitmap and other
SENSE8 NFF	Scene Description
SGI IMAGE FILE FORMAT	Bitmap
SGI INVENTOR	Scene Description
SGI YAODL	Scene Description
SGO	Vector
SPIFF	Bitmap

TABLE 1-continued

Example File Formats	
Format	Type
SUN ICON	Bitmap
SUN RASTER	Bitmap
TDDD	Vector and Animation
TGA	Bitmap
TIFF	Bitmap
TTDDD	Vector and Animation
URAY	Scene Description
UTAH RLE	Bitmap
VICAR2	Bitmap
VIFF	Bitmap
VIS-5D	Vector
VIVID AND BOB	Scene Description
WAVEFRONT OBJ	Vector
WAVEFRONT RLA	Bitmap
WORDPERFECT GRAPHICS METAFILE	Metafile
XBM	Bitmap
XPM	Bitmap
XWD	Bitmap
ZBR	Metafile

See, Murray and vanRyper, pp. 12–26. These examples are illustrative and not intended to necessarily limit the present invention. Other file formats (now known or developed in the future) can be used as would be apparent to a person skilled in the art given this description.

Even within the same file format, digital data can be compressed according to different compression algorithms. In a QUICK TIME formatted file, for example, video can be compressed in accordance with H.263, CINEPAK, JPEG, QT ANIMATION, or QT VIDEO standards. As a further example, in a WINDOWS MEDIA ASF formatted file, audio can be compressed in accordance with the MICROSOFT AUDIO FORMAT, ACELP, VOXWARE, or MP3 standards. Compression algorithm choices can be made based on optimization according to bit-rate choices, or according to the nature of the content. For example, video files in which little motion occurs (“talking heads”) and video files in which there is a substantial amount of motion (“high-motion” video) may each be more efficiently compressed using different compression algorithms.

Within any one compression algorithm, there can be further variations. For example, files compressed according to the JPEG standard can be either YUB-based or RGB-based.

In addition to the publishing variables set forth above, there are also publishing variables unique to video data and audio data.

Publishing variables for video data include the width and height of the video image in pixels as well as the frame rate of the video. Depending on the bit-rate requirements and the nature of the data, different settings may be necessary in order to ensure the best picture quality. For example, some video may be better viewed at 15 frames per second at 160×120 pixels, while some others may be better viewed at 5 frames per second at 320×240 pixels, even at the same bit-rate. Where the bit-rate is 56 K bps, picture quality becomes very limited, and it is almost never optimal to deliver video in 640×480 pixel resolution. Yet another publishing variable for video data is the number of bits per component.

Publishing variables for audio data include the number of samples per second, the number of channels (e.g., mono, stereo, 5-channel) and the sample size (8-bit, 16-bit, etc.). Different settings may be necessary to ensure audio quality in light of a particular content type and bit-rate.

Publishing variables may also include the size of data packets being sent and the choice of transmission protocol (e.g., TCP vs. UDP).

FIG. 6 shows an example transcoder 218 that transcodes on demand source type media content 610 to destination type media content 650. Source type media content 610 is digital data delivered over a network in one or more packets. The digital data that forms source type media content 610 is defined by one or more publishing variables. The publishing variables as shown in FIG. 6 include one or more of the following variables: source file format, source bit rate, source physical medium, source communication protocol, source encoding, or any combination thereof. Destination type media content 650 is digital data delivered over a network in one or more packets to an end user that demands the media content. The digital data that forms destination type media content 650 is also defined by one or more publishing variables. The publishing variables as shown in FIG. 6 include one or more of the following variables: destination file format, destination bit rate, destination physical medium, destination communication protocol, destination encoding, or any combination thereof.

FIG. 7 shows a table of an example implementation where one or more transcoders 218 transcodes on demand from a source type media content 710 to a first destination type 750. FIG. 7 also shows an example implementation where one or more transcoders 218 transcodes on demand from a source type media content 710 to a second destination type 760. The source type media content 710 includes digital data published according to the following source publishing variables: namely, the physical medium is a local disk, the communication protocol includes a file I/O, the file format is MP3 using MP3 encoding at a bit rate of 128 kilobits per second (kbps). The first destination type media content 750 includes digital data transcoded for publication according to the following destination publishing variables: namely, the physical medium is a packet-switched network (the Internet), the communication protocol includes WINDOWS MEDIA STREAMING MMS protocol. the file format is WINDOWS MEDIA FILE, using MP3 encoding at a bit rate of 56 kbps. The second destination type media content 760 includes digital data transcoded for publication according to the following destination publishing variables: namely, the physical medium is a Wireless Network, the communication protocol includes HTTP, the file format is MP3 including MP3 encoding at a bit rate of 12 kbps.

Other examples are shown in the following tables:

Tables 2–5: Example Transcoder Operations

TABLE 2

Publishing Variables	Source Type	Destination Type
physical medium	Disk	Network
communication protocol(s)	File I/O	RTSP
container format	MPEG1	QUICK TIME
encoding	MPEG1	SORENSEN (video) QDESIGN (audio)
bit rate	1.5 Mbps	300 kbps

TABLE 3

Publishing Variables	Source Type	Destination Type
physical medium	Wired Network	Wireless Network
communication protocol(s)	HTTP	MMS
container format	MPEG1	WINDOWS MEDIA
encoding	MPEG1	MPEG4 (video) MSAUDIO (audio)
bit rate	1.5 Mbps	100 kbps

TABLE 4

Publishing Variables	Source Type	Destination Type
physical medium	Wired Network	Wired Network
communication protocol(s)	HTTP	RTSP
container format	QUICK TIME	REAL
encoding	H.263	REAL PROPRIETARY G2 Video/Audio
bit rate	56 kbps	56 kbps

TABLE 5

Publishing Variables	Source Type	Destination Type
physical medium	Disk	Wireless Network
communication protocol(s)	File I/O	HTTP
container format	MPEG1	MP3
encoding	MPEG1	audio only - MP3
bit rate	1.5 Mbps	16 kbps

These examples are illustrative and not intended to limit the present invention. Other types of on demand transcoding operations that are known now or developed in the future can be used as would be apparent to a person skilled in the art given this description.

G. Alternate Embodiments of the Present Invention

Example embodiments of the methods and systems of the present invention have been described herein. As noted elsewhere, these example embodiments have been described for illustrative purposes only, and are not limiting. Alternate embodiments, differing slightly or substantially from those described herein, will be apparent to persons skilled in the relevant art based on the teachings contained herein. For example, one skilled in the relevant art will appreciate that the transcoding system and method of the present invention is not limited to the transcoding and delivery of media content alone, but also encompasses the transcoding and delivery of information of all types, including, but not limited to compressed files, electronic documents, HTML pages, XML documents, and any other information that can be stored in a plurality of formats and delivered electronically. Other alternate embodiments include, but are not limited to, hardware, software, and software/hardware implementations of the methods, systems, and components of the invention. Such alternate embodiments fall within the scope and spirit of the present invention.

## H. Conclusion

While various embodiments of the present invention have been described above, it should be understood that they have been presented by way of example only, and not limitation. It will be understood by those skilled in the art that various changes in form and details may be made therein without departing from the spirit and scope of the invention as defined in the appended claims. Accordingly, the breadth and scope of the present invention should not be limited by any of the above-described exemplary embodiments, but should be defined only in accordance with the following claims and their equivalents.

What is claimed is:

1. A method for transcoding media content from a source type to a destination type, comprising the steps of:

- (a) receiving a transcoding request for the media content;
- (b) fetching the media content in response to said transcoding request;
- (c) selecting one of a plurality of transcoders for transcoding from a plurality of source types to a plurality of destination types, wherein said one transcoder is selected based on the source type and the destination type;
- (d) sending the media content to said selected transcoder;
- (e) transcoding the media content from the source type to the destination type, thereby generating transcoded media content; and
- (f) transmitting said transcoded media content.

2. The method of claim 1, wherein the media content comprises a file of digital information.

3. The method of claim 1, wherein the media content comprises a stream of digital data.

4. The method of claim 1, wherein the media content is fetched, sent and transcoded as a stream of digital data and said transcoded media file is transmitted as a stream of digital data, and wherein steps (b), (d), (e) and (f) are performed in a pipelined fashion.

5. The method of claim 1, wherein said transcoding request is received over the Internet and wherein said transcoded media content is transmitted over the Internet.

6. The method of claim 1, wherein the media content type is defined according to at least one publishing variable, wherein said at least one publishing variable is:

- (1) the file format of the media content;
- (2) the bit-rate of the media content;
- (3) the compression algorithm according to which the media content is stored;
- (4) the communication protocol according to which the media content is transferred; or
- (5) the physical medium on which the media content is stored; and

wherein said step (e) comprises converting said at least one publishing variable of the media content from a source publishing variable type to a destination publishing variable type.

7. The method of claim 1, further comprising the steps of:

- (g) storing said transcoded media content in a transcoded cache; and
- (h) responding to subsequent transcoding requests for the media content by fetching said transcoded media content from said transcoded cache, and transmitting said transcoded media content.

8. The method of claim 7, further comprising the step of:

- (i) determining whether to keep said transcoded media content in said transcoded cache based on an intelligent algorithm.

9. The method of claim 8, wherein said intelligent algorithm is a Least Recently Used algorithm.

10. The method of claim 1, further comprising the step of publishing the media content, wherein said publishing step further comprises the steps of:

- (1) receiving the media content;
- (2) archiving the media content in a master archive; wherein said publishing step precedes step (a), and wherein said step (b) comprises fetching said archived media content from said master archive in response to said transcoding request.

11. The method of claim 1, further comprising the step of publishing the media content, wherein said publishing step further comprises the step of:

- (1) receiving location and access information for the media content; wherein said publishing step precedes step (a), and wherein said step (b) comprises fetching the media content in response to said transcoding request using said location and access information.

12. The method of claim 1, further comprising the step of publishing the media content, wherein said publishing step further comprises the step of:

- (1) receiving the media content as a stream of digital data; wherein said publishing step precedes step (a), and wherein said step (b) comprises fetching said stream of digital data in response to said transcoding request.

13. A media transcoding system for transcoding media content from a source type to a destination type, comprising:

- a network interface;
- a resource manager;
- a transmitting server;
- a streaming server; and
- a plurality of transcoders for transcoding from a plurality of source types to a plurality of destination types;

wherein said network interface is adapted to receive a transcoding request for the media content, and wherein said resource manager is adapted to respond to said transcoding request and, in response to said transcoding request, to command said transmitting server to fetch the media content, to select one of said plurality of transcoders based on the source type and the destination type, to command said selected transcoder to transcode the media content from the source type to the destination type, thereby generating transcoded media content, and to command said streaming server to transmit said transcoded media content.

14. The media transcoding system of claim 13, wherein the media content comprises a file of digital information.

15. The media transcoding system of claim 13, wherein the media content comprises a stream of digital data.

16. The media transcoding system of claim 13, wherein said transmitting server is adapted to fetch the media content as a data stream, said selected transcoder is adapted to transcode the media content as a data stream, and said streaming server is adapted to transmit said transcoded media content as a data stream, and wherein said resource manager manages the operation of said transmitting server, said selected transcoder, and said streaming server so that said fetching, transcoding and transmitting occur in a pipelined fashion.

17. The media transcoding system of claim 13, wherein said network interface comprises a Web server interface.

18. The media transcoding system of claim 13, wherein said network interface is adapted to receive said transcoding request over the Internet and wherein said streaming server is adapted to transmit said transcoded media content over the Internet.

25

19. The media transcoding system of claim 13, wherein the media content type is defined according to a least one publishing variable, wherein said at least one publishing variable is:

- (1) the file format of the media content;
- (2) the bit-rate of the media content;
- (3) the compression algorithm according to which the media content is stored;
- (4) the communication protocol according to which the media content is transferred; or
- (5) the physical medium on which the media content is stored; and

wherein said selected transcoder is adapted to convert said at least one publishing variable of the media content from a source publishing variable type to a destination publishing variable type.

20. The media transcoding system of claim 13, further comprising:

a transcoded cache;

wherein said transcoded cache is adapted to store said transcoded media content and wherein said resource manager is adapted to command said transmitter server to fetch said transcoded media content from said transcoded cache and to command said streaming server to transmit said transcoded media content when said network interface receives a subsequent transcoding request for the media content.

21. The media transcoding system of claim 20, wherein said resource manager is adapted to determine whether to keep said transcoded media file in said transcoded cache based on an intelligent algorithm.

22. The media transcoding system of claim 21, wherein said intelligent algorithm is a Least Recently Used algorithm.

23. The media transcoding system of claim 13, further comprising:

a master archive; and

a content provider network interface;

wherein said content provider network interface is adapted to receive the media content and to archive the media content in said master archive, and wherein said transmitter server is adapted to fetch said archived media content from said master archive.

24. The media transcoding system of claim 13, further comprising:

a content provider network interface;

wherein said content provider network interface is adapted to receive location and access information for the media content, and wherein said transmitter server is adapted to fetch the media content using said location and access information.

25. The media transcoding system of claim 13, further comprising:

a content provider network interface;

wherein said content provider network interface is adapted to receive the media content as a stream of digital data, and wherein said transmitter server is adapted to fetch said stream of digital media content.

26. The media transcoding system of claim 13, wherein said transmitting server, said streaming server, and each of said plurality of transcoders each further comprise a slave monitor, wherein each of said slave monitors is adapted to receive a command from said resource manager and to initiate a task in response to said command.

27. The media transcoding system of claim 26, wherein each of said slave monitors is further adapted to report a status of said task to said resource manager.

26

28. A media transcoding system for transcoding media content from a source type to a destination type, comprising:

a network interface;

a resource manager;

a streaming server; and

a plurality of transcoding servers for transcoding from a plurality of source types to a plurality of destination types;

wherein said network interface is adapted to receive a transcoding request for the media content, and wherein said resource manager is adapted to respond to said transcoding request and, in response to said transcoding request, to select one of said plurality of transcoders based on the source type and the destination type, to command said transcoding server to fetch and transcode the media content from the source type to the destination type, thereby generating transcoded media content, and to command said streaming server to transmit said transcoded media content.

29. A media transcoding system for transcoding media content from a source type to a destination type, comprising:

a plurality of transcoding means for transcoding from a plurality of source types to a plurality of destination types;

transmitting means;

streaming means;

means for receiving a transcoding request;

means for responding to said transcoding request, wherein said means for responding to said transcoding request include resource management means for commanding said transmitting means to fetch the media content, for selecting one of said plurality of transcoding means based on the source type and the destination type, for commanding said selected transcoding means to transcode the media content from the source type to the destination type, thereby generating transcoded media content, and for commanding said streaming means to transmit said transcoded media content.

30. The media transcoding system of claim 29, wherein the media content comprises a file of digital information.

31. The media transcoding system of claim 29, wherein the media content comprises a stream of digital data.

32. The media transcoding system of claim 29, wherein said transmitting means is adapted to fetch the media content as a data stream, said selected transcoding means is adapted to transcode the media content as a data stream, and said streaming means is adapted to transmit said transcoded media content as a data stream, and wherein said resource management means manages the operation of said transmitting means, said selected transcoding means, and said streaming means so that said fetching, transcoding and transmitting occur in a pipelined fashion.

33. The media transcoding system of claim 29, wherein said means for receiving said transcoding request is adapted to receive said transcoding request over the Internet and wherein said streaming means is adapted to transmit said transcoded media content over the Internet.

34. The media transcoding system of claim 29, wherein the media content type is defined according to a least one publishing variable, wherein said at least one publishing variable is:

(1) the file format of the media content;

(2) the bit-rate of the media content;

(3) the compression algorithm according to which the media content is stored;

(4) the communication protocol according to which the media content is transferred; or

27

(5) the physical medium on which the media content is stored; and  
 wherein said selected transcoding means is adapted to convert said at least one publishing variable of the media content from a source publishing variable type to a destination publishing variable type.

35. A method for transcoding media content, comprising the steps of:

- (a) receiving a transcoding request for the media content, wherein said transcoding request includes a source type, a source location, a destination type, and a destination location;
- (b) fetching the media content from said source location in response to said transcoding request;
- (c) selecting one of a plurality of transcoders for transcoding from a plurality of source types to a plurality of destination types, wherein said one transcoder is selected based on said source type and said destination type;
- (d) sending the media content to said selected transcoder;
- (e) transcoding the media content from said source type to said destination type, thereby generating transcoded media content; and
- (f) transmitting said transcoded media content to said destination location.

36. The method of claim 35, further comprising the step of parsing said transcoding request to determine said source type, said source location, said destination type, and said destination location.

37. The method of claim 36, further comprising the step of fetching at least one of said source type, said source location, said destination type, or said destination location when it is determined in said parsing step that said transcoding request is incomplete.

38. A method for transcoding media content from a source type to a destination type, comprising the steps of:

- (a) receiving a request for the media content;
- (b) fetching the media content;
- (c) selecting one of a plurality of transcoders for transcoding from a plurality of source types to a plurality of destination types, wherein said one transcoder is selected based on the source type and the destination type;
- (d) sending the media content to said selected transcoder;
- (e) transcoding the media content from the source type to the destination type, thereby generating transcoded media content; and
- (f) transmitting said transcoded media content.

39. A media transcoding system for transcoding media content, comprising:

- a network interface;
  - a resource manager;
  - a transmitting server;
  - a streaming server; and
  - a plurality of transcoders for transcoding from a plurality of source types to a plurality of destination types;
- wherein said network interface is adapted to receive a transcoding request for the media content, wherein said transcoding request includes a source type, a source location, a destination type, and a destination location and wherein said resource manager is adapted to respond to said transcoding request and, in response to said transcoding request, to command said transmitting server to fetch the media content from said source location, to select one of said plurality of transcoders

28

based on said source type and said destination type, to command said selected transcoder to transcode the media content from said source type to said destination type, thereby generating transcoded media content, and to command said streaming server to transmit said transcoded media content to said destination location.

40. The media transcoding system of claim 39, further comprising:

- a task manager;
- wherein said task manager is adapted to parse said transcoding request to determine said source type, said source location, said destination type, and said destination location.

41. The media transcoding system of claim 40, wherein said task manager is further adapted to fetch at least one of said source type, said source location, said destination type, or said destination location when it is determined that said transcoding request is incomplete.

42. The media transcoding system of claim 39, wherein said network interface is a Web server interface.

43. A media transcoding system for transcoding media content from a source type to a destination type, comprising:

- a network interface;
- a resource manager;
- a transmitting server;
- a streaming server; and
- a plurality of transcoders for transcoding from a plurality of source types to a plurality of destination types;

wherein said network interface is adapted to receive a transcoding request for the media content, and wherein said resource manager is adapted to respond to said transcoding request and, in response to said transcoding request, to command said transmitting server to fetch the media content, to select one of said plurality of transcoders based on the source type and the destination type, to command said selected transcoder to transcode the media content from the source type to the destination type, thereby generating transcoded media content, and to command said streaming server to transmit said transcoded media content.

44. A method for transcoding media content from a source type to a first destination type and a second destination type, comprising the steps of:

- (a) receiving a request for the media content;
- (b) fetching the media content;
- (c) selecting a first transcoder from a plurality of transcoders for transcoding from a plurality of source types to a plurality of destination types, wherein said first transcoder is selected based on the source type and the first destination type;
- (d) sending the media content to said first transcoder;
- (e) transcoding the media content from the source type to the first destination type, thereby generating first transcoded media content;
- (f) transmitting said first transcoded media content;
- (g) selecting a second transcoder from said plurality of transcoders, wherein said second transcoder is selected based on the source type and the second destination type;
- (h) sending the media content to said second transcoder;
- (i) transcoding the media content from the source type to the second destination type, thereby generating second transcoded media content; and
- (j) transmitting said second transcoded media content.

45. A method for transcoding a first media content from a first source type to a destination type and transcoding a

second media content from a second source type to the destination type, comprising the steps of:

- (a) receiving a request for the first and second media content;
- (b) fetching the first and second media content; 5
- (c) selecting a first transcoder from a plurality of transcoders for transcoding from a plurality of source types to a plurality of destination types, wherein said first transcoder is selected based on the first source type and the destination type; 10
- (d) sending the first media content to said first transcoder;
- (e) transcoding the first media content from the first source type to the destination type, thereby generating first transcoded media content; 15
- (f) transmitting said first transcoded media content;
- (g) selecting a second transcoder from said plurality of transcoders, wherein said second transcoder is selected based on the second source type and the destination type; 20
- (h) sending the second media content to said second transcoder;
- (i) transcoding the second media content from the second source type to the destination type, thereby generating second transcoded media content; and 25
- (j) transmitting said second transcoded media content.

46. A media transcoding system for transcoding media content from a source type to a first destination type and a second destination type, comprising: 30

- a resource manager; 30
  - a first and second transmitting server;
  - a first and second streaming server; and
  - a plurality of transcoders for transcoding from a plurality of source types to a plurality of destination types; 35
- wherein said resource manager is adapted to command said first transmitting server to fetch the media content, to select a first transcoder from said plurality of transcoders based on the source type and the first destination type, to command said first transcoder to transcode the media content from the source type to the first destination type, thereby generating first 40

transcoded media content, to command said first streaming server to transmit said first transcoded media content, to command said second transmitting server to fetch the media content, to select a second transcoder from said plurality of transcoders based on the source type and the second destination type, to command said second transcoder to transcode the media content from the source type to the second destination type, thereby generating second transcoded media content, and to command said second streaming server to transmit said second transcoded media content.

47. A media transcoding system for transcoding a first media content from a first source type to a destination type and for transcoding a second media content from a second source type to the destination type, comprising:

- a resource manager;
- a first and second transmitting server;
- a first and second streaming server; and
- a plurality of transcoders for transcoding from a plurality of source types to a plurality of destination types;

wherein said resource manager is adapted to command said first transmitting server to fetch the first media content, to select a first transcoder from said plurality of transcoders based on the first source type and the destination type, to command said first transcoder to transcode the media content from the first source type to the destination type, thereby generating first transcoded media content, to command said first streaming server to transmit said first transcoded media content, to command said second transmitting server to fetch the second media content, to select a second transcoder from said plurality of transcoders based on the second source type and the destination type, to command said second transcoder to transcode the second media content from the second source type to the destination type, thereby generating second transcoded media content, and to command said second streaming server to transmit said second transcoded media content.

\* \* \* \* \*