



UNITED STATES PATENT AND TRADEMARK OFFICE

UNITED STATES DEPARTMENT OF COMMERCE
United States Patent and Trademark Office
Address: COMMISSIONER FOR PATENTS
P.O. Box 1450
Alexandria, Virginia 22313-1450
www.uspto.gov

APPLICATION NUMBER	FILING or 371(c) DATE	GRP ART UNIT	FIL FEE REC'D	ATTY. DOCKET NO	TOT CLAIMS	IND CLAIMS
61/509,943	07/20/2011		110	1276-001		

CONFIRMATION NO. 5904

79606
Buchanan Nipper LLC
P.O. Box 700
Perrysburg, OH 43552-0700

FILING RECEIPT



OC000000049043469

Date Mailed: 08/01/2011

Receipt is acknowledged of this provisional patent application. It will not be examined for patentability and will become abandoned not later than twelve months after its filing date. Any correspondence concerning the application must include the following identification information: the U.S. APPLICATION NUMBER, FILING DATE, NAME OF APPLICANT, and TITLE OF INVENTION. Fees transmitted by check or draft are subject to collection. Please verify the accuracy of the data presented on this receipt. **If an error is noted on this Filing Receipt, please submit a written request for a Filing Receipt Correction. Please provide a copy of this Filing Receipt with the changes noted thereon. If you received a "Notice to File Missing Parts" for this application, please submit any corrections to this Filing Receipt with your reply to the Notice. When the USPTO processes the reply to the Notice, the USPTO will generate another Filing Receipt incorporating the requested corrections**

Applicant(s)

Jim Uhryn, Nisku, CANADA;
Gaylord Granrud, Williston, ND;
Johnson Lu, Edmonton, CANADA;

Power of Attorney:

Stephen Nipper--46260

If Required, Foreign Filing License Granted: 07/28/2011

The country code and number of your priority application, to be used for filing abroad under the Paris Convention, is **US 61/509,943**

Projected Publication Date: None, application is not eligible for pre-grant publication

Non-Publication Request: No

Early Publication Request: No

**** SMALL ENTITY ****

Title

METHOD AND APPARATUS FOR BULK TRANSPORT OF PROPPANT

PROTECTING YOUR INVENTION OUTSIDE THE UNITED STATES

Since the rights granted by a U.S. patent extend only throughout the territory of the United States and have no effect in a foreign country, an inventor who wishes patent protection in another country must apply for a patent in a specific country or in regional patent offices. Applicants may wish to consider the filing of an international application under the Patent Cooperation Treaty (PCT). An international (PCT) application generally has the same effect as a regular national patent application in each PCT-member country. The PCT process **simplifies** the filing

page 1 of 3

of patent applications on the same invention in member countries, but **does not result** in a grant of "an international patent" and does not eliminate the need of applicants to file additional documents and fees in countries where patent protection is desired.

Almost every country has its own patent law, and a person desiring a patent in a particular country must make an application for patent in that country in accordance with its particular laws. Since the laws of many countries differ in various respects from the patent law of the United States, applicants are advised to seek guidance from specific foreign countries to ensure that patent rights are not lost prematurely.

Applicants also are advised that in the case of inventions made in the United States, the Director of the USPTO must issue a license before applicants can apply for a patent in a foreign country. The filing of a U.S. patent application serves as a request for a foreign filing license. The application's filing receipt contains further information and guidance as to the status of applicant's license for foreign filing.

Applicants may wish to consult the USPTO booklet, "General Information Concerning Patents" (specifically, the section entitled "Treaties and Foreign Patents") for more information on timeframes and deadlines for filing foreign patent applications. The guide is available either by contacting the USPTO Contact Center at 800-786-9199, or it can be viewed on the USPTO website at <http://www.uspto.gov/web/offices/pac/doc/general/index.html>.

For information on preventing theft of your intellectual property (patents, trademarks and copyrights), you may wish to consult the U.S. Government website, <http://www.stopfakes.gov>. Part of a Department of Commerce initiative, this website includes self-help "toolkits" giving innovators guidance on how to protect intellectual property in specific countries such as China, Korea and Mexico. For questions regarding patent enforcement issues, applicants may call the U.S. Government hotline at 1-866-999-HALT (1-866-999-4158).

LICENSE FOR FOREIGN FILING UNDER

Title 35, United States Code, Section 184

Title 37, Code of Federal Regulations, 5.11 & 5.15

GRANTED

The applicant has been granted a license under 35 U.S.C. 184, if the phrase "IF REQUIRED, FOREIGN FILING LICENSE GRANTED" followed by a date appears on this form. Such licenses are issued in all applications where the conditions for issuance of a license have been met, regardless of whether or not a license may be required as set forth in 37 CFR 5.15. The scope and limitations of this license are set forth in 37 CFR 5.15(a) unless an earlier license has been issued under 37 CFR 5.15(b). The license is subject to revocation upon written notification. The date indicated is the effective date of the license, unless an earlier license of similar scope has been granted under 37 CFR 5.13 or 5.14.

This license is to be retained by the licensee and may be used at any time on or after the effective date thereof unless it is revoked. This license is automatically transferred to any related applications(s) filed under 37 CFR 1.53(d). This license is not retroactive.

The grant of a license does not in any way lessen the responsibility of a licensee for the security of the subject matter as imposed by any Government contract or the provisions of existing laws relating to espionage and the national security or the export of technical data. Licensees should apprise themselves of current regulations especially with respect to certain countries, of other agencies, particularly the Office of Defense Trade Controls, Department of

State (with respect to Arms, Munitions and Implements of War (22 CFR 121-128)); the Bureau of Industry and Security, Department of Commerce (15 CFR parts 730-774); the Office of Foreign Assets Control, Department of Treasury (31 CFR Parts 500+) and the Department of Energy.

NOT GRANTED

No license under 35 U.S.C. 184 has been granted at this time, if the phrase "IF REQUIRED, FOREIGN FILING LICENSE GRANTED" DOES NOT appear on this form. Applicant may still petition for a license under 37 CFR 5.12, if a license is desired before the expiration of 6 months from the filing date of the application. If 6 months has lapsed from the filing date of this application and the licensee has not received any indication of a secrecy order under 35 U.S.C. 181, the licensee may foreign file the application pursuant to 37 CFR 5.15(b).

Under the Paperwork Reduction Act of 1995, no persons are required to respond to a collection of information unless it contains a valid OMB control number.

Application Data Sheet 37 CFR 1.76		Attorney Docket Number	1276-001
		Application Number	
Title of Invention	METHOD AND APPARATUS FOR BULK TRANSPORT OF PROPPANT		
<p>The application data sheet is part of the provisional or nonprovisional application for which it is being submitted. The following form contains the bibliographic data arranged in a format specified by the United States Patent and Trademark Office as outlined in 37 CFR 1.76.</p> <p>This document may be completed electronically and submitted to the Office in electronic format using the Electronic Filing System (EFS) or the document may be printed and included in a paper filed application.</p>			

Secrecy Order 37 CFR 5.2

☐ Portions or all of the application associated with this Application Data Sheet may fall under a Secrecy Order pursuant to 37 CFR 5.2 (Paper filers only. Applications that fall under Secrecy Order may not be filed electronically.)

Applicant Information:

Applicant 1					Remove
Applicant Authority		<input checked="" type="radio"/> Inventor		<input type="radio"/> Legal Representative under 35 U.S.C. 117	<input type="radio"/> Party of Interest under 35 U.S.C. 118
Prefix	Given Name	Middle Name	Family Name	Suffix	
	Jim		Uhryn		
Residence Information (Select One) <input type="radio"/> US Residency <input checked="" type="radio"/> Non US Residency <input type="radio"/> Active US Military Service					
City	Nisku	Country Of Residenceⁱ	CA		
Citizenship under 37 CFR 1.41(b)ⁱ					
Mailing Address of Applicant:					
Address 1					
Address 2					
City			State/Province		
Postal Code			Countryⁱ		
Applicant 2					Remove
Applicant Authority		<input checked="" type="radio"/> Inventor		<input type="radio"/> Legal Representative under 35 U.S.C. 117	<input type="radio"/> Party of Interest under 35 U.S.C. 118
Prefix	Given Name	Middle Name	Family Name	Suffix	
	Gaylord		Granrud		
Residence Information (Select One) <input checked="" type="radio"/> US Residency <input type="radio"/> Non US Residency <input type="radio"/> Active US Military Service					
City	Williston	State/Province	ND	Country of Residenceⁱ	US
Citizenship under 37 CFR 1.41(b)ⁱ					
Mailing Address of Applicant:					
Address 1					
Address 2					
City			State/Province		
Postal Code			Countryⁱ		
Applicant 3					Remove
Applicant Authority		<input checked="" type="radio"/> Inventor		<input type="radio"/> Legal Representative under 35 U.S.C. 117	<input type="radio"/> Party of Interest under 35 U.S.C. 118
Prefix	Given Name	Middle Name	Family Name	Suffix	
	Johnson		Lu		
Residence Information (Select One) <input type="radio"/> US Residency <input checked="" type="radio"/> Non US Residency <input type="radio"/> Active US Military Service					
City	Edmonton	Country Of Residenceⁱ	CA		

Application Data Sheet 37 CFR 1.76		Attorney Docket Number	1276-001	
		Application Number		
Title of Invention	METHOD AND APPARATUS FOR BULK TRANSPORT OF PROPPANT			
Citizenship under 37 CFR 1.41(b) i				
Mailing Address of Applicant:				
Address 1				
Address 2				
City		State/Province		
Postal Code		Country		
All Inventors Must Be Listed - Additional Inventor Information blocks may be generated within this form by selecting the Add button. Add				

Correspondence Information:

Enter either Customer Number or complete the Correspondence Information section below. For further information see 37 CFR 1.33(a).			
<input type="checkbox"/> An Address is being provided for the correspondence Information of this application.			
Customer Number	79606		
Email Address	steve@bnip.com	Add Email	Remove Email
Email Address	uspto@bnip.com	Add Email	Remove Email

Application Information:

Title of the Invention	METHOD AND APPARATUS FOR BULK TRANSPORT OF PROPPANT		
Attorney Docket Number	1276-001	Small Entity Status Claimed	<input checked="" type="checkbox"/>
Application Type	Provisional		
Subject Matter	Utility		
Suggested Class (if any)		Sub Class (if any)	
Suggested Technology Center (if any)			
Total Number of Drawing Sheets (if any)	3	Suggested Figure for Publication (if any)	

Publication Information:

<input type="checkbox"/> Request Early Publication (Fee required at time of Request 37 CFR 1.219)
<input type="checkbox"/> Request Not to Publish. I hereby request that the attached application not be published under 35 U.S.C. 122(b) and certify that the invention disclosed in the attached application has not and will not be the subject of an application filed in another country, or under a multilateral international agreement, that requires publication at eighteen months after filing.

Representative Information:

<p>Representative information should be provided for all practitioners having a power of attorney in the application. Providing this information in the Application Data Sheet does not constitute a power of attorney in the application (see 37 CFR 1.32). Enter either Customer Number or complete the Representative Name section below. If both sections are completed the Customer Number will be used for the Representative Information during processing.</p>
--

Under the Paperwork Reduction Act of 1995, no persons are required to respond to a collection of information unless it contains a valid OMB control number.

Application Data Sheet 37 CFR 1.76		Attorney Docket Number	1276-001
		Application Number	
Title of Invention	METHOD AND APPARATUS FOR BULK TRANSPORT OF PROPPANT		
Please Select One:	<input checked="" type="radio"/> Customer Number	<input type="radio"/> US Patent Practitioner	<input type="radio"/> Limited Recognition (37 CFR 11.9)
Customer Number	79606		

Domestic Benefit/National Stage Information:

This section allows for the applicant to either claim benefit under 35 U.S.C. 119(e), 120, 121, or 365(c) or indicate National Stage entry from a PCT application. Providing this information in the application data sheet constitutes the specific reference required by 35 U.S.C. 119(e) or 120, and 37 CFR 1.78(a)(2) or CFR 1.78(a)(4), and need not otherwise be made part of the specification.			
Prior Application Status		Remove	
Application Number	Continuity Type	Prior Application Number	Filing Date (YYYY-MM-DD)
Additional Domestic Benefit/National Stage Data may be generated within this form by selecting the Add button.			Add

Foreign Priority Information:

This section allows for the applicant to claim benefit of foreign priority and to identify any prior foreign application for which priority is not claimed. Providing this information in the application data sheet constitutes the claim for priority as required by 35 U.S.C. 119(b) and 37 CFR 1.55(a).			
			Remove
Application Number	Country ⁱ	Parent Filing Date (YYYY-MM-DD)	Priority Claimed
			<input checked="" type="radio"/> Yes <input type="radio"/> No
Additional Foreign Priority Data may be generated within this form by selecting the Add button.			Add

Assignee Information:

Providing this information in the application data sheet does not substitute for compliance with any requirement of part 3 of Title 37 of the CFR to have an assignment recorded in the Office.				
Assignee 1				Remove
If the Assignee is an Organization check here. <input type="checkbox"/>				
Prefix	Given Name	Middle Name	Family Name	Suffix
Mailing Address Information:				
Address 1				
Address 2				
City		State/Province		
Country ⁱ		Postal Code		
Phone Number		Fax Number		
Email Address				
Additional Assignee Data may be generated within this form by selecting the Add button.				Add

Under the Paperwork Reduction Act of 1995, no persons are required to respond to a collection of information unless it contains a valid OMB control number.

Application Data Sheet 37 CFR 1.76		Attorney Docket Number	1276-001
		Application Number	
Title of Invention	METHOD AND APPARATUS FOR BULK TRANSPORT OF PROPPANT		

Signature:

A signature of the applicant or representative is required in accordance with 37 CFR 1.33 and 10.18. Please see 37 CFR 1.4(d) for the form of the signature.					
Signature	/Stephen M. Nipper/			Date (YYYY-MM-DD)	2011-07-20
First Name	Stephen	Last Name	Nipper	Registration Number	46260

This collection of information is required by 37 CFR 1.76. The information is required to obtain or retain a benefit by the public which is to file (and by the USPTO to process) an application. Confidentiality is governed by 35 U.S.C. 122 and 37 CFR 1.14. This collection is estimated to take 23 minutes to complete, including gathering, preparing, and submitting the completed application data sheet form to the USPTO. Time will vary depending upon the individual case. Any comments on the amount of time you require to complete this form and/or suggestions for reducing this burden, should be sent to the Chief Information Officer, U.S. Patent and Trademark Office, U.S. Department of Commerce, P.O. Box 1450, Alexandria, VA 22313-1450. DO NOT SEND FEES OR COMPLETED FORMS TO THIS ADDRESS. **SEND TO: Commissioner for Patents, P.O. Box 1450, Alexandria, VA 22313-1450.**

Privacy Act Statement

The Privacy Act of 1974 (P.L. 93-579) requires that you be given certain information in connection with your submission of the attached form related to a patent application or patent. Accordingly, pursuant to the requirements of the Act, please be advised that: (1) the general authority for the collection of this information is 35 U.S.C. 2(b)(2); (2) furnishing of the information solicited is voluntary; and (3) the principal purpose for which the information is used by the U.S. Patent and Trademark Office is to process and/or examine your submission related to a patent application or patent. If you do not furnish the requested information, the U.S. Patent and Trademark Office may not be able to process and/or examine your submission, which may result in termination of proceedings or abandonment of the application or expiration of the patent.

The information provided by you in this form will be subject to the following routine uses:

1. The information on this form will be treated confidentially to the extent allowed under the Freedom of Information Act (5 U.S.C. 552) and the Privacy Act (5 U.S.C. 552a). Records from this system of records may be disclosed to the Department of Justice to determine whether the Freedom of Information Act requires disclosure of these records.
2. A record from this system of records may be disclosed, as a routine use, in the course of presenting evidence to a court, magistrate, or administrative tribunal, including disclosures to opposing counsel in the course of settlement negotiations.
3. A record in this system of records may be disclosed, as a routine use, to a Member of Congress submitting a request involving an individual, to whom the record pertains, when the individual has requested assistance from the Member with respect to the subject matter of the record.
4. A record in this system of records may be disclosed, as a routine use, to a contractor of the Agency having need for the information in order to perform a contract. Recipients of information shall be required to comply with the requirements of the Privacy Act of 1974, as amended, pursuant to 5 U.S.C. 552a(m).
5. A record related to an International Application filed under the Patent Cooperation Treaty in this system of records may be disclosed, as a routine use, to the International Bureau of the World Intellectual Property Organization, pursuant to the Patent Cooperation Treaty.
6. A record in this system of records may be disclosed, as a routine use, to another federal agency for purposes of National Security review (35 U.S.C. 181) and for review pursuant to the Atomic Energy Act (42 U.S.C. 218(c)).
7. A record from this system of records may be disclosed, as a routine use, to the Administrator, General Services, or his/her designee, during an inspection of records conducted by GSA as part of that agency's responsibility to recommend improvements in records management practices and programs, under authority of 44 U.S.C. 2904 and 2906. Such disclosure shall be made in accordance with the GSA regulations governing inspection of records for this purpose, and any other relevant (i.e., GSA or Commerce) directive. Such disclosure shall not be used to make determinations about individuals.
8. A record from this system of records may be disclosed, as a routine use, to the public after either publication of the application pursuant to 35 U.S.C. 122(b) or issuance of a patent pursuant to 35 U.S.C. 151. Further, a record may be disclosed, subject to the limitations of 37 CFR 1.14, as a routine use, to the public if the record was filed in an application which became abandoned or in which the proceedings were terminated and which application is referenced by either a published application, an application open to public inspections or an issued patent.
9. A record from this system of records may be disclosed, as a routine use, to a Federal, State, or local law enforcement agency, if the USPTO becomes aware of a violation or potential violation of law or regulation.

METHOD AND APPARATUS FOR BULK TRANSPORT OF PROPPANT

TECHNICAL FIELD

[0001] This document relates to methods and apparatuses for bulk transport of proppant.

BACKGROUND

[0002] Proppant is used in downhole fluid treatments such as fracturing operations, which involve the injection of fluid into the well at pressures sufficient to fracture the formation, followed by the injection of proppant into the fractures to hold the fractures open once the operation is finished.

[0003] Conventional transport of proppant from a manufacturer to a well site requires the use of one or more transloading facilities, wherein the proppant is transferred from one type of containment vessel to another. A common example of proppant transloading occurs when a bulk rail car empties a load of proppant into a silo, and the proppant in the silo is subsequently loaded into a pneumatic proppant truck for delivery to a well site.

SUMMARY

[0004] A method of bulk transport of proppant is disclosed comprising: transporting proppant in an intermodal transport container to a well site, the intermodal transport container having four vertical walls, a roof, and a base, defining an enclosed interior, the proppant being loosely disposed within the enclosed interior; and unloading at least a portion of the proppant through one or more gates in the intermodal transport container at the well site.

[0005] An apparatus for bulk transport of proppant is also disclosed comprising: an intermodal transport container at a well site, the intermodal

transport container having four vertical walls, a roof, and a base, defining an enclosed interior, proppant being loosely disposed within the enclosed interior; and one or more gates in the intermodal transport container for unloading the proppant.

[0006] These and other aspects of the device and method are set out in the claims, which are incorporated here by reference.

BRIEF DESCRIPTION OF THE FIGURES

[0007] Embodiments will now be described with reference to the figures, in which like reference characters denote like elements, by way of example, and in which:

[0008] Fig. 1 is a flow diagram illustrating a conventional method of intercontinental proppant transport incorporating two transloading stages.

[0009] Fig. 1A is a side elevation view illustrating conventional proppant transport bags.

[0010] Fig. 2 is a flow diagram illustrating a method of intercontinental bulk transport of proppant.

[0011] Fig. 3 is a flow diagram illustrating a method and apparatus of bulk transport of proppant using an intermodal transport container.

[0012] Fig. 4 is a flow diagram illustrating a method of bulk transport of proppant.

DETAILED DESCRIPTION

[0013] Immaterial modifications may be made to the embodiments described here without departing from what is covered by the claims.

[0014] Fig. 1 illustrates a conventional method of transporting proppant to a well site 18. The manufacturer 10, for example a manufacturer of ceramic proppant located in China, manufactures and packages the proppant in bags 11 (Fig. 1A) for example containing 2000-3000 pounds of proppant each. The bags 11 may be stored at a warehouse in China awaiting shipment. Upon receipt of a purchase order, the manufacturer or distributor ships the bags 11 break bulk or in containers to a port 12, which is a port in China in this example. Generally, the bags 11 are made of rugged weatherproof material, especially if shipped break bulk. The bags 11 cross the ocean by boat and reach port 14, for example a port in the United States, where the bags 11 are stored or received at a first transloading facility 16. At this point, the bags 11 may be stored while awaiting the next stage, which is transloading the proppant from bags 11 into specialized bulk rail cars (not shown). Storage may also be required at this stage due to limited infrastructure required to load the specialized rail cars, or due to a limited amount of the rail cars themselves being present and ready to load.

[0015] Once loaded in the bulk rail cars, the proppant is transported by rail to a second transloading facility 17, where the proppant is transloaded from the bulk rail cars and placed into storage at the transloading facility 17 in a vertical silo or bin for example. Transloading from the rail car may be carried out by gravity feed from the base of the rail cars onto a conveyor into the facility 17, or by other suitable methods. Once in storage at the facility 17, the proppant is available for pickup by a customer for delivery to the well site. Pickup involves transferring the stored proppant into a proppant truck or tanker. Once loaded, the proppant truck then carries the proppant to the well site 18, where the proppant truck offloads the proppant by pneumatics into a blender or mountain mover for use in a downhole fluid treatment such as a fracturing operation.

[0016] The conventional method described above requires a large capital expenditure to acquire and operate the transloading facilities, the warehouse space at the port 14 and each transloading facility, and to acquire and operate the bulk rail cars, the pneumatic proppant trucks, and various other components required to make the system run smoothly. In addition, the complexity and limitations of each transloading stage add weeks and sometimes months to the transport of the proppant to the end user. Moreover, the conventional method requires efficient coordination of the various components in order to minimize delays, which are costly. For example, if facility 17 is not ready to receive the proppant on arrival of the rail cars, even a one to two day sitting period for the rail cars may carry substantial expenses that are passed on to the end user directly or indirectly.

[0017] Referring to Fig. 3, an apparatus 26 of bulk transport of proppant 28 is illustrated, apparatus 26 comprising an intermodal transport container 30. The intermodal transport container 30 has four vertical walls 32, a roof 34, and a base 36. Walls 32, roof 34, and base 36 collectively define an enclosed interior 38. Proppant 28 is loosely disposed within the enclosed interior 38, for example so that the proppant 28 at least partially fills the enclosed interior 38 as shown. One or more gates, for example one or more rear gates 40, are provided in the intermodal transport container 30 for unloading the proppant 28. A rear wall 29 of the intermodal transport container 30 may define the one or more rear gates 40.

[0018] The intermodal transport container 30 may further comprise a liner 42, within the enclosed interior 38, that conforms to the four vertical walls 32, the roof 34, and the base 36. The liner 42 may be made of suitable materials such as plastic, and may be reusable. The liner 42 may be affixed, for example with webbing, adhesive, or other suitable mechanisms, to the roof 34 and base 36, and one or more of the walls 32 for stability. The liner 42 in combination with the intermodal transport container 30 may provide weather and moisture protection to

the proppant 28. The liner 42 may have a port 44 in an upper portion 46 of the liner 42 for loading proppant 28 into the liner 42. A port 47 in a lower portion 48 of the liner 42 may be provided at a rear end 50 of the intermodal transport container 30 for unloading the proppant 28 from the liner 42. Both ports 44 and 47 may be re-sealable, for example using a zipper 49, ziplock, or other suitable sealing mechanism. Two or more rigid support members, such as steel pipes 52, may span the rear wall 29 in support of the liner 42 when the gates 40 are open. Pipes 52 brace the liner 42 from falling out rear end 50 of the intermodal transport container 30 during tilting of the intermodal transport container 30 as is described in further detail below. The rigid support members (pipes 52) may be oriented at suitable angles, such as horizontal or vertical, and may cross one another to form cross-braces.

[0019] Referring to Fig. 4, a method of bulk transport of proppant is illustrated. Referring to Figs. 2 and 3, the method of Fig. 4 will now be described. In a first stage 80 (shown in Fig. 4), proppant is transported loosely disposed within the enclosed interior 38 of intermodal container 30 to a well site 18. Transporting may further comprise transporting the proppant from one or more of ports 12, 14 (Fig. 2) or manufacturing facility 10, in the intermodal transport container 30. In other embodiments, the intermodal transport container 30 may be loaded at and transported from a transloading or storage facility 16 instead of using a pneumatic proppant truck. As described above, the proppant may be transported while being contained within liner 42. Thus, a manufacturer 10 or distributor (not shown) may ship the proppant loosely disposed in the intermodal transport container 30, without requiring the use of bags 11. The method may thus further comprise loading the proppant, for example with a conveyor 31, in the intermodal transport container 30 prior to transporting, although the loading stage may occur after the manufacturer stage, for example if the intermodal transport

container 30 is loaded at a transloading station prior to transport out to well site 18. Transporting may further comprise one or more mode switches, for example from carriage by railcar 39 to tractor trailer 41, or from boat (not shown) to railcar 39.

[0020] In a second stage 82 (shown in Fig. 4), at least a portion of the proppant is unloaded through one or more gates, such as rear gates 40, in the intermodal transport container 30 at the well site 18. The well site 18 is understood to include the working area around the wellhead 68, and may include an area of land up to several kilometers away from the actual wellhead 68. Unloading may be carried out using a container tilter 56, such as a hydraulic fifth wheel tilter as shown, or by other suitable methods such as crane (not shown). Tilter 56 may be mounted on a wheeled trailer 57 as shown or as part of a skid (not shown). Unloading may be carried out in several stages. In a first phase, intermodal transport container 30 is held at zero elevation to allow product to flow. In a second phase the tilter 56 trailer is elevated to about 10 degrees to allow further flow. In a third phase tilter 56 is elevated to 20 degrees for further flow. In a final phase, the tilter 56 is elevated to 30 degrees for clean out and unloading all remaining product. Each phase may take five minutes or less. Unloading by container tilting has been found to be advantageous over pneumatic unloading in that container tilting is quicker and less hazardous to worker health in that less fine dust is produced. In addition, a pneumatic system may have difficulty unloading proppant, which is dense and hard to lift with pneumatics, whereas tilter 56 relies on gravity to unload and thus takes advantage of the high density of the proppant. Container tilter 56 also allows substantially all, if not all, of the proppant contained within intermodal transport container 30 to be unloaded. The tilter 56 may remain at well site 18. Proppant may be unloaded from intermodal transport container 30 into a proppant transfer device 58 positioned to receive, for

example by gravity as shown, proppant unloaded from the one or more rear gates 40 of the intermodal transport container 30. Proppant transfer device 58 may comprise one or more of a hopper 60 and a conveyor 62. Hopper 60 may be dimensioned to receive proppant from two or more intermodal transport containers 30 at a time. A mountain mover 64, also called a sand king, may be connected to receive proppant from the proppant transfer device 58, the mountain mover 64 being provided to load one or more blenders 66 on site for mixing proppant into treatment fluids for injection downhole into a well 68 at the well site 18. The mountain mover 64 may be top loaded as shown, or loaded by another suitable method. Although proppant is shown in Fig. 3 as being unloaded into mountain mover 64 for further dispensing into the blender 66, the mountain mover 64 may be bypassed and proppant may be unloaded into blender 66, for example via a proppant transfer device 58, removing the need for the mountain mover 64 at all.

[0021] The method may further comprise storing the proppant in the intermodal transport container 30 before transporting the proppant to the well site 18. Because the proppant is already safely contained within enclosed interior 38, storage does not require further shelter from the elements, and can be carried out in a suitable location such as a field or warehouse until needed. The intermodal transport container 30 and proppant may also be stored at the well site 18, for example until the well 68 is ready for a fracturing operation. The flexibility and low cost of storage of the intermodal transport container 30 is in contrast with the difficulty and expense associated with storing proppant shipped by the conventional methods described above. Because the intermodal transport container 30 effectively forms a weather protected storage unit, little if any storage infrastructure is required, whereas proppant shipped by the conventional method described above may require silos, bins, transloading equipment, and

covered warehouses. In addition, the expense of delay along the supply chain in the conventional method in the form of rail charges, storage fees at transloading sites, and other expenses related to the extra infrastructure required is avoided, with delay in the methods disclosed herein generating only expenses associated with locating and positioning the intermodal transport container 30 at a storage site suitable for container storage.

[0022] Referring to Figs. 1 and 2, the disclosed method thus carries advantages over the conventional method. In addition, other advantages are realized. For example, one or more transloading steps may be removed from the process entirely. Removal of a transloading step means that all of the expense and infrastructure associated with the transloading step, such as the facility, the operating costs, worker's wages, and overhead, are no longer required. Removal of a transloading step also means that the risk of contaminating the proppant with external substances or other sizes and types of proppant is reduced. Overall shipment time from manufacturer to well site 18 is also reduced, due to the removal of the transloading stages. Although the methods of Fig. 1 and 2 are intercontinental shipment examples, similar advantages are realized in an intracontinental shipment example, which can be envisioned by removing the port stages in the flow diagrams of Figs. 1 and 2. Moreover, transporting proppant in intermodal transport containers 30 is more secure than transport in bags 11 (Fig. 1A), as intermodal transport containers 30 are more damage-resistant and weatherproof than bags 11, which may easily rip or leak. Bag rippage is especially an issue with break bulk shipping, although any instance of premature bag rippage can result in lost proppant, even if the rippage occurs during a transloading stage. Additionally, switching transport modes, for example from rail to truck or ship to truck, is cheaper, easier, and faster with intermodal transport containers 30 than is switching transport modes in the conventional method described above, since no

container to container transfer occurs and because of the almost universality of intermodal transport infrastructure use at shipment hubs. As well, no scales, silos, or pneumatic trailers are needed to carry out the disclosed method.

[0023] Intermodal transport container 30 transport is also advantageous due to the commonality and low cost of intermodal transport containers 30. Examples of standard intermodal transport containers are illustrated below in Table 1. In some embodiments the intermodal transport container 30 has a standard size of eight feet in width, and twenty, forty, or forty-five feet in length, as containers having these dimensions are common. It should be understood that various other sizes and shapes of intermodal transport containers are envisioned within the scope of this document, and the dimensions illustrated in Table 1 are not intended to be limiting. Further examples of intermodal transport containers include air freight transport containers, which are generally smaller in size from the standard intermodal freight containers used primarily in the rail and ship industries.

[0024] Table 1: Examples of intermodal transport container dimensions and statistics

		20' container		40' container		45' high-cube container	
		Imperial	metric	imperial	metric	imperial	metric
external dimensions	length	20' 0"	6.096 m	40' 0"	12.192 m	45' 0"	13.716 m
	width	8' 0"	2.438 m	8' 0"	2.438 m	8' 0"	2.438 m
	height	8' 6"	2.591 m	8' 6"	2.591 m	9' 6"	2.896 m
interior dimensions	length	18' 10 ⁵ / ₁₆ "	5.758 m	39' 5 ⁴⁵ / ₆₄ "	12.032 m	44' 4"	13.556 m
	width	7' 8 ¹⁹ / ₃₂ "	2.352 m	7' 8 ¹⁹ / ₃₂ "	2.352 m	7' 8 ¹⁹ / ₃₂ "	2.352 m
	height	7' 9 ⁵⁷ / ₆₄ "	2.385 m	7' 9 ⁵⁷ / ₆₄ "	2.385 m	8' 9 ¹⁵ / ₁₆ "	2.698 m
door aperture	width	7' 8 ¹ / ₈ "	2.343 m	7' 8 ¹ / ₈ "	2.343 m	7' 8 ¹ / ₈ "	2.343 m
	height	7' 5 ³ / ₄ "	2.280 m	7' 5 ³ / ₄ "	2.280 m	8' 5 ⁴⁹ / ₆₄ "	2.585 m
Volume		1,169 ft ³	33.1 m ³	2,385 ft ³	67.5 m ³	3,040 ft ³	86.1 m ³
maximum gross mass		52,910 lb	24,000 kg	67,200 lb	30,480 kg	67,200 lb	30,480 kg
empty weight		4,850 lb	2,200 kg	8,380 lb	3,800 kg	10,580 lb	4,800 kg
net load		48,060 lb	21,600 kg	58,820 lb	26,500 kg	56,620 lb	25,680 kg

[0025] A potential disadvantage of the disclosed method over the conventional method described above is infrastructure such as unloading equipment like the proppant transfer device 58, that may be present at the well site 18 in some cases. In addition, transport in an enclosed intermodal transport container 30 may be more expensive than transport in an open-topped proppant

dump truck. Moreover, it may be more expensive for the manufacturer 10 itself to ship in lined intermodal transport containers 30. However, despite these potentially higher pinpoint expenses, the disclosed method may still result in an overall cost reduction over the conventional method described above, and the overall benefits in efficiency and speed may outweigh the potential disadvantages. In addition, in embodiments where a proppant transfer device 58 is used that can feed directly to the blender, no mountain mover 64 is required thus potentially reducing instead of increasing on-site expenses.

[0026] In the claims, the word “comprising” is used in its inclusive sense and does not exclude other elements being present. The indefinite article “a” before a claim feature does not exclude more than one of the feature being present. Each one of the individual features described here may be used in one or more embodiments and is not, by virtue only of being described here, to be construed as essential to all embodiments as defined by the claims.

THE EMBODIMENTS OF THE INVENTION IN WHICH AN EXCLUSIVE
PROPERTY OR PRIVILEGE IS CLAIMED ARE DEFINED AS FOLLOWS:

1. A method of bulk transport of proppant comprising:

transporting proppant in an intermodal transport container to a well site, the intermodal transport container having four vertical walls, a roof, and a base, defining an enclosed interior, the proppant being loosely disposed within the enclosed interior; and

unloading at least a portion of the proppant through one or more gates in the intermodal transport container at the well site.

2. The method of claim 1 in which the intermodal transport container further comprises a liner, within the enclosed interior, that conforms to the four vertical walls, the roof, and the base.

3. The method of any one of claim 1 - 2 in which transporting further comprises transporting the proppant from a port in the intermodal transport container.

4. The method of any one of claim 1 - 3 in which transporting further comprises transporting the proppant from a manufacturing facility in the intermodal transport container.

5. The method of any one of claim 1 - 4 further comprising loading the proppant in the intermodal transport container prior to transporting.

6. The method of any one of claim 1 - 5 further comprising loading the unloaded proppant into a blender and using the proppant in a downhole fluid treatment at the well site.

7. The method of any one of claim 1 - 6 in which the one or more gates comprise one or more rear gates and proppant is unloaded using a container tilter.
8. The method of any one of claim 1 - 7 in which unloading further comprises unloading the proppant into a proppant transfer device.
9. The method of claim 1 - 8 further comprising loading the at least a portion of the proppant unloaded from the intermodal transport container into a mountain mover with the proppant transfer device.
10. The method of any one of claim 1 - 9 in which the proppant comprises ceramic proppant.
11. The method of claim 1 - 9 in which the intermodal transport container has a standard size of eight feet in width, and twenty, forty, or forty-five feet in length.
12. The method of any one of claim 1 - 11 further comprising storing the proppant in the intermodal transport container before transporting the proppant to the well site.
13. An apparatus for bulk transport of proppant comprising:
 - an intermodal transport container at a well site, the intermodal transport container having four vertical walls, a roof, and a base, defining an enclosed interior, proppant being loosely disposed within the enclosed interior; and
 - one or more gates in the intermodal transport container for unloading the proppant.
14. The apparatus of claim 13 in which the intermodal transport container further comprises a liner, within the enclosed interior, that conforms to the four vertical walls, the roof, and the base.

15. The apparatus of claim 14 in which the liner has a port in an upper portion of the liner for loading proppant into the liner.
16. The apparatus of claim 15 in which the port has a zipper.
17. The apparatus of any one of claim 14 - 16 in which the one or more gates comprise one or more rear gates and further comprising a container tilter in support of the intermodal transport container.
18. The apparatus of claim 17 in which a rear wall of the intermodal transport container defines the one or more rear gates and further comprising two or more rigid support members spanning the rear wall in support of the liner.
19. The apparatus of any one of claim 17 - 18 further comprising a proppant transfer device positioned to receive proppant unloaded from the one or more rear gates of the intermodal transport container.
20. The apparatus of claim 19 further comprising a mountain mover connected to receive proppant from the proppant transfer device.
21. The apparatus of any one of claim 19 - 20 in which the proppant transfer device further comprises one or more of a hopper and a conveyor.

ABSTRACT OF THE DISCLOSURE

A method of bulk transport of proppant is disclosed comprising: transporting proppant in an intermodal transport container to a well site, the intermodal transport container having four vertical walls, a roof, and a base, defining an enclosed interior, the proppant being loosely disposed within the enclosed interior; and unloading at least a portion of the proppant through one or more gates in the intermodal transport container at the well site. An apparatus for bulk transport of proppant is also disclosed.

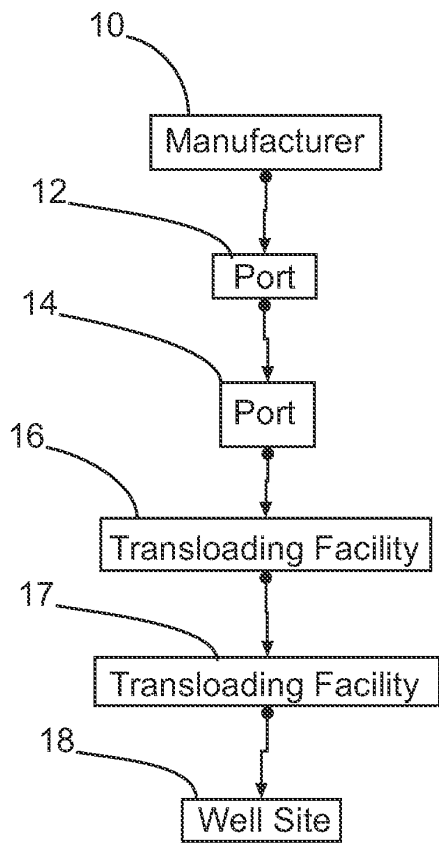


Fig. 1
PRIOR ART

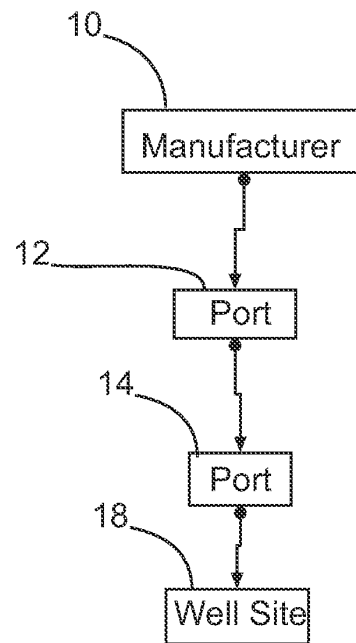


Fig. 2

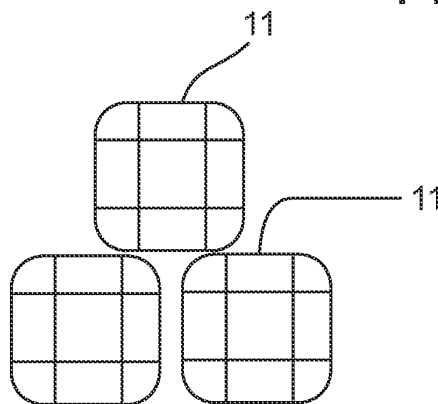


Fig. 1A
PRIOR ART

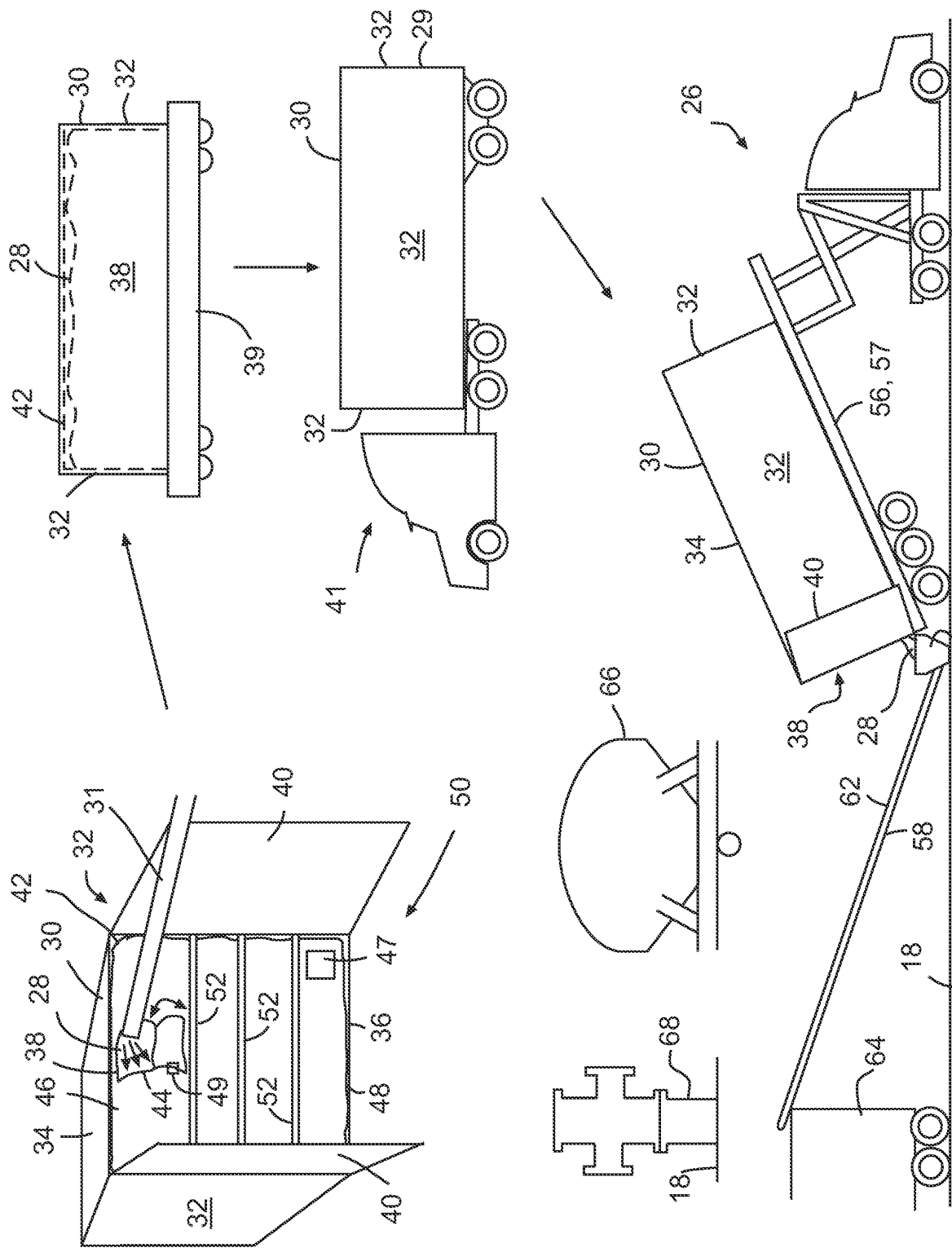


Fig. 3

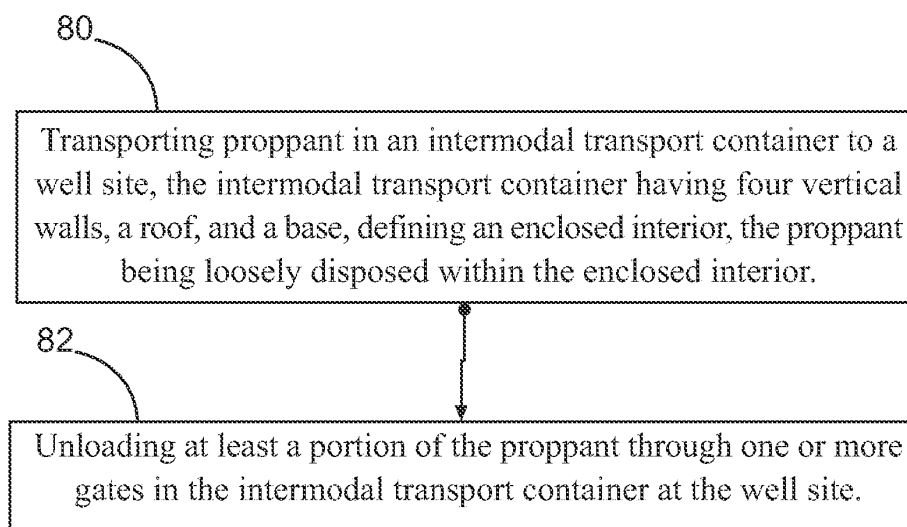


Fig. 4

Electronic Patent Application Fee Transmittal				
Application Number:				
Filing Date:				
Title of Invention:		METHOD AND APPARATUS FOR BULK TRANSPORT OF PROPPANT		
First Named Inventor/Applicant Name:		Jim Uhryn		
Filer:		Stephen Michael Nipper		
Attorney Docket Number:				
Filed as Small Entity				
Provisional Filing Fees				
Description	Fee Code	Quantity	Amount	Sub-Total in USD(\$)
Basic Filing:				
Provisional Application filing fee	2005	1	110	110
Pages:				
Claims:				
Miscellaneous-Filing:				
Petition:				
Patent-Appeals-and-Interference:				
Post-Allowance-and-Post-Issuance:				
Extension-of-Time:				

Description	Fee Code	Quantity	Amount	Sub-Total in USD(\$)
Miscellaneous:				
Total in USD (\$)				110

Electronic Acknowledgement Receipt	
EFS ID:	10563797
Application Number:	61509943
International Application Number:	
Confirmation Number:	5904
Title of Invention:	METHOD AND APPARATUS FOR BULK TRANSPORT OF PROPPANT
First Named Inventor/Applicant Name:	Jim Uhryn
Customer Number:	79606
Filer:	Stephen Michael Nipper
Filer Authorized By:	
Attorney Docket Number:	
Receipt Date:	20-JUL-2011
Filing Date:	
Time Stamp:	17:56:02
Application Type:	Provisional

Payment information:

Submitted with Payment	yes
Payment Type	Credit Card
Payment was successfully received in RAM	\$110
RAM confirmation Number	6126
Deposit Account	
Authorized User	

File Listing:

Document Number	Document Description	File Name	File Size(Bytes)/ Message Digest	Multi Part /.zip	Pages (if appl.)
-----------------	----------------------	-----------	-------------------------------------	------------------	------------------

1	Application Data Sheet	1276-001_2011-07-20_ADS.pdf	1034725 6d4b3209f9ad182077df82f8fa5302fdcac79c5	no	5
Warnings:					
Information:					
2	Specification	1276-001_2011-07-20_Application.pdf	121822 599d38795903663afb9bd0661ead8d28e97e19e	no	15
Warnings:					
Information:					
3	Drawings-only black and white line drawings	1276-001_2011-07-20_Drawings.pdf	25538 2479b62e5177460dad95a8bac549822e6f20a97	no	3
Warnings:					
Information:					
4	Fee Worksheet (SB06)	fee-info.pdf	28937 c8ab3e8d944c37482b8371503260b26a37add55c	no	2
Warnings:					
Information:					
Total Files Size (in bytes):			1211022		
<p>This Acknowledgement Receipt evidences receipt on the noted date by the USPTO of the indicated documents, characterized by the applicant, and including page counts, where applicable. It serves as evidence of receipt similar to a Post Card, as described in MPEP 503.</p> <p><u>New Applications Under 35 U.S.C. 111</u> If a new application is being filed and the application includes the necessary components for a filing date (see 37 CFR 1.53(b)-(d) and MPEP 506), a Filing Receipt (37 CFR 1.54) will be issued in due course and the date shown on this Acknowledgement Receipt will establish the filing date of the application.</p> <p><u>National Stage of an International Application under 35 U.S.C. 371</u> If a timely submission to enter the national stage of an international application is compliant with the conditions of 35 U.S.C. 371 and other applicable requirements a Form PCT/DO/EO/903 indicating acceptance of the application as a national stage submission under 35 U.S.C. 371 will be issued in addition to the Filing Receipt, in due course.</p> <p><u>New International Application Filed with the USPTO as a Receiving Office</u> If a new international application is being filed and the international application includes the necessary components for an international filing date (see PCT Article 11 and MPEP 1810), a Notification of the International Application Number and of the International Filing Date (Form PCT/RO/105) will be issued in due course, subject to prescriptions concerning national security, and the date shown on this Acknowledgement Receipt will establish the international filing date of the application.</p>					