

## Declaration of Steve Wasserman

I, Steve Wasserman, declare that:

1. I have personal knowledge of the facts set forth in this declaration, which are known by me to be true and correct, and if called as a witness, I could and would testify competently.

2. I am the owner of Retrieiv-it, located at 324 South Beverly Drive Suite 200, Beverly Hills, CA 90212 ("Retrieiv-it"). Retrieiv-it is an information retrieval company. I have owned and worked for Retrieiv-it since approximately 2000.

3. As part of my duties, I retrieve information related to publications from various libraries in California. For example, if a customer needs to find out when a publication was added to a certain library's catalog, but there is no online record, I will go to the library, search for the book through a library's catalog, retrieve the book from the shelf, and inspect the book to determine if there is a date stamp.

4. On August 10, 2018, I went to the library of the University of California, Los Angeles ("UCLA"). While at UCLA, I reviewed the article entitled "Modified Generalized Concatenated Codes and Their Application To The Construction And Decoding of LUEP Codes," included as part of the IEEE Transaction on Information Theory, Vol. 41, Issue 5, September 1995 (the "Information Theory"). I copied the cover page and introductory pages of the Information Theory. The cover page and page 1217 contain stamps showing that the Information Theory was entered into UCLA's collection on September 20, 1995. Attached hereto as Exhibit A are true and correct copies of the cover page and page 1217 of the Information Theory.

5. On August 13, 2018, I returned to UCLA, where I reviewed the article entitled "Some Constructions of Optimal Binary Linear Unequal Error Protection Codes," included as part of the Philips Journal of Research, Vol. 39, no. 6, 1984


(the "Philips Journal"). I copied the cover page that contains a stamp showing that the Philips Journal was entered into UCLA's collection on March 21, 1985.

Attached hereto as Exhibit B is a true and correct copy of the cover page of the Philips Journal.

6. On August 15, 2018, I once again returned to UCLA, where I reviewed the article entitled "Future Trends in Optical Recording," included as part of the Philips Technical Review, Vol. 44, no. 2, April 1988 (the "Philips Review"). I copied the cover page that contains a stamp showing that the Philips Review was entered into UCLA's collection on June 8, 1988. Attached hereto as Exhibit C is a true and correct copy of the cover page of the Philips Review.

I declare under the penalty of perjury under the laws of the United States of America that the foregoing is true and correct.

Executed on August 16, 2018 in Los Angeles, California.

A handwritten signature in dark ink, appearing to read "Steve Wasserman", is written over a horizontal line.

Steve Wasserman

# Exhibit A





IEEE TRANSACTIONS ON

# INFORMATION THEORY

Journal Devoted to the Theoretical and Experimental Aspects of Information Transmission, Processing, and Utilization

SEPTEMBER 1995

VOLUME 41

NUMBER 5

IETAW

(ISSN 0018-9448)

UNIVERSITY OF CALIFORNIA  
LOS ANGELES

SEP 10 1995

RECEIVED AT CALIFORNIA INSTITUTE OF TECHNOLOGY

## PAPERS

- |                                                                 |                                                                                                                     |      |
|-----------------------------------------------------------------|---------------------------------------------------------------------------------------------------------------------|------|
| <i>E. J. Rossin, N. T. Sindhushayana,<br/>and C. D. Heegard</i> | Trellis Group Codes for the Gaussian Channel                                                                        | 1217 |
| <i>G. Caire and E. Biglieri</i>                                 | Linear Block Codes Over Cyclic Groups                                                                               | 1246 |
| <i>R. Garelo and S. Benedetto</i>                               | Multilevel Construction of Block and Trellis Group Codes                                                            | 1257 |
| <i>U. Mengali and M. Morelli</i>                                | Decomposition of $M$ -ary CPM Signals into PAM Waveforms                                                            | 1265 |
| <i>N. Alon and A. Orlitsky</i>                                  | Repeated Communication and Ramsey Graphs                                                                            | 1276 |
| <i>P. Fitzpatrick</i>                                           | On the Key Equation                                                                                                 | 1290 |
| <i>V. I. Levenshtein</i>                                        | Krawtchouk Polynomials and Universal Bounds for Codes and Designs<br>in Hamming Spaces                              | 1303 |
| <i>S. Vembu and S. Verdú</i>                                    | Generating Random Bits from an Arbitrary Source: Fundamental<br>Limits                                              | 1322 |
| <i>S. Shamai (Shitz) and S. A. Raghavan</i>                     | On the Generalized Symmetric Cutoff Rate for Finite-State Channels                                                  | 1333 |
| <i>T. Hashimoto</i>                                             | Good Error-Detection Codes Satisfying the Expurgated Bound                                                          | 1347 |
| <i>H. D. L. Hollmann</i>                                        | On the Construction of Bounded-Delay Encodable Codes for<br>Constrained Systems                                     | 1354 |
| <i>M. P. C. Fossorier and S. Lin</i>                            | Soft-Decision Decoding of Linear Block Codes Based on Ordered<br>Statistics                                         | 1379 |
| <i>J. W. M. Bergmans</i>                                        | Efficiency of Data-Aided Timing Recovery Techniques                                                                 | 1397 |
| <i>X. Chen, M. Suzuki, N. Miki,<br/>and N. Nagai</i>            | Simultaneous Estimation of Echo Path and Channel Responses Using<br>Full-Duplex Transmitted Training Data Sequences | 1409 |
| <i>G. W. Wornell</i>                                            | Spread-Signature CDMA: Efficient Multiuser Communication in the<br>Presence of Fading                               | 1418 |
| <i>I. S. Reed, P. C. Lee, and<br/>T. K. Truong</i>              | Spectral Representation of Fractional Brownian Motion in<br>$n$ Dimensions and its Properties                       | 1439 |



UNIVERSITY OF CALIFORNIA  
LOS ANGELES

SEP 20 1969

RECEIVED 10 SEP 1969 11:27 AM





# IEEE INFORMATION THEORY SOCIETY

The Information Theory Society is an organization, within the framework of the IEEE, of members with principal professional interests in information theory. All members of the IEEE are eligible for membership in the Society and will receive this *TRANSACTIONS* upon payment of the annual Society membership fee of \$15.00. For information on joining, write to the IEEE at the address below. *Member copies of Transactions/Journals are for personal use only.*

## BOARD OF GOVERNORS

<b>President</b> BRUCE HAJEK Dept. Elec. & Comput. Eng. Coordinated Sci. Lab. University of Illinois 1308 W. Main Street Urbana, IL 61801	<b>First Vice President</b> JERRY D. GIBSON Dept. Elec. Eng. Texas A&M Univ. College Station, TX 77843	<b>Second Vice President</b> SERGIO VERDÚ Dept. Elec. Eng. Princeton Univ. Princeton, NJ 08544	<b>Secretary</b> SERENA M. ZABIN School of Elec. and Comput. Eng. Georgia Inst. Technol. Atlanta, GA 30332	<b>Treasurer</b> TOM FUJA Dept. Elec. Eng. Univeristy of Maryland College Park, MD 20742
<b>First Past President</b> CHRIS D. HEEGARD, School of Elec. Eng. 327 Eng. Theory Ctr. Cornell University Ithaca, NY 14853-3801	<b>Second Past President</b> STUART C. SCHWARTZ Dept. Elec. Eng. Princeton University Princeton, NJ 08544	<b>Transactions Editor</b> RICHARD E. BLAHUT Coordinated Sci. Lab. University of Illinois 1308 W. Main Street Urbana, IL 61801	<b>Newsletter Editor</b> RAMESH RAO Dept. Elec. & Comput. Eng. Univ. California, San Diego LaJolla, CA 92093	
JULIA ABRAHAMS ('96) ANDREW R. BARRON ('97) VIJAY K. BHARGAVA ('97) AUBREY BUSH ('95) A. R. CALDERBANK ('96)	AGNES HUI CHAN ('97) DANIEL J. COSTELLO, JR. ('95) ANTHONY EPHREMIDES ('96) THOMAS ERICSON ('95)	THOMAS R. FISCHER ('97) TOM FUJA ('97) TE SUN HAN ('96) HIDEKI IMAI ('95)	SALEEM A. KASSAM ('96) JAMES L. MASSEY ('95) SHLOMO SHAMAI (SHITZ) ('97) PAUL H. SIEGEL ('96) HENK VAN TILBORG ('96)	

## IEEE TRANSACTIONS ON INFORMATION THEORY

R. E. BLAHUT, *Editor* J. A. O'SULLIVAN, *Publications Editor*

### Associate Editors

<b>E. ARIKAN</b> <i>At Large</i>	<b>T. M. COVER</b> <i>Book Reviews</i>	<b>P. H. SIEGEL</b> <i>Coding Techniques</i>	<b>T. HØHOLDT</b> <i>Coding Theory</i>	<b>P. V. KUMAR</b> <i>Coding Theory</i>	<b>H. IMAI</b> <i>Coding Theory</i>	<b>R. CRUZ</b> <i>Communication Networks</i>	<b>C. N. GEORGHIADES</b> <i>Communications</i>
<b>U. M. MAURER</b> <i>Complexity and Cryptography</i>	<b>B. HUGHES</b> <i>Detection</i>	<b>A. JUDITSKY</b> <i>Estimation</i>	<b>A. HERO</b> <i>Signal Processing</i>	<b>A. R. BARRON</b> <i>Nonparametric Estimation, Classification, and Neural Networks</i>	<b>T. S. HAN</b> <i>Shannon Theory</i>	<b>N. FARVARDIN</b> <i>Source Coding</i>	<b>M. FEDER</b> <i>Source Coding</i>

Please refer to inside back cover for instructions on submitting manuscripts.

## THE INSTITUTE OF ELECTRICAL AND ELECTRONICS ENGINEERS, INC.

### Officers

JAMES T. CAIN, <i>President</i> WALLACE S. READ, <i>President-Elect</i> CHARLES W. TURNER, <i>Secretary</i> V. THOMAS RHYNE, <i>Treasurer</i> KENNETH R. LAKER, <i>Vice President, Educational Activities</i>	JOEL B. SNYDER, <i>Vice President, Professional Activities</i> W. KENNETH DAWSON, <i>Vice President, Publications</i> VIJAY K. BHARGAVA, <i>Vice President, Regional Activities</i> E. G. KIENER, <i>Vice President, Standards Activities</i> BRUCE EISENSTEIN, <i>Vice President, Technical Activities</i>
---------------------------------------------------------------------------------------------------------------------------------------------------------------------------------------------------------------------------	-------------------------------------------------------------------------------------------------------------------------------------------------------------------------------------------------------------------------------------------------------------------------------------------------------------------------

THEODORE W. HISSEY, JR., *Executive Director*

TZYH-JONG (T.J.) TARN, *Director, Division X—Systems and Control*

### Headquarters Staff

RICHARD D. SCHWARTZ, *Acting General Manager*

PHYLLIS HALL, *Staff Executive, Publications*

FRANK R. MOORE, *Staff Executive, Volunteer Activities*

IRVING ENGELSON, *Staff Director, Corporate Activities*  
PETER A. LEWIS, *Staff Director, Educational Activities*  
MELVIN I. OLKEN, *Staff Director, Regional Activities*

ANDREW G. SALEM, *Staff Director, Standards Activities*  
W. THOMAS SUTTLE, *Staff Director, Professional Activities*  
ROBERT T. WANGEMANN, *Staff Director, Technical Activities*

### Transactions/Journals Department

*Staff Director:* PATRICIA WALKER

*Manager:* GAIL S. FERENC

*Electronic Production Manager:* JERI L. UZZO

*Managing Editor:* VALERIE CAMMARATA

*Senior Associate Editor:* NELA RYBOWICZ

IEEE TRANSACTIONS ON INFORMATION THEORY is published bimonthly by the Institute of Electrical and Electronics Engineers, Inc. Responsibility for the contents rests upon the authors and not upon the IEEE, the Society/Council, or its members. **IEEE Corporate Office:** 345 East 47th Street, New York, NY 10017-2394. **IEEE Operations Center:** 445 Hoes Lane, P.O. Box 1331, Piscataway, NJ 08855-1331. **NJ Telephone:** (908) 981-0060. **Price/Publication Information:** Individual copies: IEEE Members \$10.00 (first copy only), nonmembers \$20.00 per copy. (Note: Add \$4.00 postage and handling charge to any order from \$1.00 to \$50.00, including prepaid orders.) Member and nonmember subscription prices available upon request. Available in microfiche and microfilm. **Copyright and Reprint Permissions:** Abstracting is permitted with credit to the source. Libraries are permitted to photocopy for private use of patrons, provided the per-copy fee indicated in the code at the bottom of the first page is paid through the Copyright Clearance Center, 222 Rosewood Drive, Danvers, MA 01923. For all other copying, reprint, or republication permission, write to Copyrights and Permissions Department, IEEE Publications Administration, 445 Hoes Lane, P.O. Box 1331, Piscataway, NJ 08855-1331. Copyright © 1995 by the Institute of Electrical and Electronics Engineers, Inc. All rights reserved. Second-class postage paid at New York, NY and at additional mailing offices. **Postmaster:** Send address changes to IEEE TRANSACTIONS ON INFORMATION THEORY, IEEE, 445 Hoes Lane, P.O. Box 1331, Piscataway, NJ 08855-1331. GST Registration No. 125634188. Printed in U.S.A.

IPR2018-1557

HTC EX1052, Page 6



UNIVERSITY OF CALIFORNIA  
LOS ANGELES

1217

SEP 20 1995  
n Channel

SCIENCE & ENGINEERING LIBRARY  
yana,



# INFORMATION FOR AUTHORS

The IEEE TRANSACTIONS ON INFORMATION THEORY is a bimonthly journal that publishes theoretical and experimental papers concerned with the transmission, processing, and utilization of information. The boundaries of acceptable subject matter are intentionally not sharply delimited. Rather, it is hoped that as the focus of research activity changes, a flexible policy will permit this TRANSACTIONS to follow suit. Currently appropriate topics are best indicated by recent Table of Contents; they are summarized in the titles of editorial areas that appear on the inside front cover.

Contributions may be in the form of regular papers or of correspondence. The distinction is not one of quality, but of nature; normally a correspondence item will have one point to make briefly and without adornment, whereas a regular paper will be a more well-rounded treatment of a problem area.

Contributions should comprise novel and previously unpublished material; however, prior publication in conference proceedings of an abstract, summary, or other abbreviated, preliminary form of the material shall not preclude publication in this journal when notice of such prior or concurrent publication given at the time of submission. The novelty will usually lie in original results, methods, observations, concepts, or applications, but may also reside in syntheses of or new insights into previously reported research. Novelty alone does not assure publication; the significance of a paper and its usefulness to the TRANSACTIONS readership also will be assessed. Notice of prior submission of the material must be given at the time of submission to this TRANSACTIONS; thereafter, submission elsewhere is precluded unless the material is refused for publication or is withdrawn by the author. Survey and expository papers are also welcome.

In regular papers, the title, abstract, introduction, and summary should be sufficiently informative to make the gist of the paper clear to the broadest possible audience and to place the contributions of the paper in context with related work. The body of the paper should be understandable without undue effort by its intended audience. Supporting material not of central interest is best relegated to appendixes.

Correspondence should be less discursive but equally lucid. Authors should be aware that a well-written correspondence usually can be published more rapidly than can a regular paper.

Authors should submit five legible copies of all written and illustrative material, and one signed copy of the IEEE Copyright Form as described in the last paragraph. If there is reference material that is both 1) essential for the reviewing process and 2) unavailable to the reviewers (e.g., preprints) then, for the sake of expediting the reviewing process, author(s) should provide four copies of relevant excerpts. Each regular paper should include an informative abstract of not more than 200 words; correspondence must include an abstract of not more than 50 words. A list of index terms (key words and phrases) should be given after the abstract, a total of five to ten words in length. The terms should be relatively independent, and as a group, should characterize the paper. All parts of the manuscript, including abstract and references,

should be double spaced, single sided. A list of figure captions should be included. Authors should be prepared to supply originals of figures upon notification of acceptance, and also biographical sketches (for regular papers).

In all other respects, papers should be prepared for publication in a manner similar to that for the PROCEEDING OF THE IEEE. "Information for IEEE TRANSACTIONS and JOURNAL Authors" is available from the IEEE Transactions/Journals Department, 445 Hoes Lane, Piscataway, NJ 08855. For further details, see "Advice to Authors," *IEEE Transactions on Information Theory*, vol. 36, no. 5, pp. 1193-1194, Sept. 1990.

**NOTICE:** All papers should be submitted directly to the Editor-in-Chief (see below). Authors must indicate whether the manuscript is to be reviewed as a regular paper or as a correspondence. Also it would be helpful if a suggested Associate Editorial area is given. Authors desiring immediate confirmation of receipt of their manuscripts should enclose a return-addressed postcard with their submission.

After September 1, submit manuscripts to:

A. R. Calderbank, Editor-in-Chief  
IEEE TRANSACTIONS ON INFORMATION THEORY  
AT&T Bell Laboratories, Room 2C-363  
600, Mountain Avenue  
Murray Hill, NJ 07974

**Electronic Publishing:** The IEEE is now able to produce page proofs directly from electronic media. A floppy disk of tape should accompany manuscripts that have been accepted for publication. The contents of the disk or tape must agree with the hard copy, since both are used in copyediting. Please try to include all material (biographies, captions, etc.) on the disk or tape.

**Page Charges:** After the manuscript has been accepted for publication, the author's company or institution will be requested to cover part of the cost of publication. Page charges for this journal, like those for journals of other professional societies, are not obligatory nor is their payment a prerequisite for publication. The author will receive 100 free reprints without covers if the charge is honored. Detailed instructions will accompany the proof.

**Copyright:** It is the policy of the IEEE to own the copyright to the technical contributions it publishes on behalf of the interests of the IEEE, its authors, and their employers, and to facilitate the appropriate reuse of this material by others. To comply with the U.S. Copyright Law, authors are required to sign an IEEE Copyright Form before publication. This form which appears in the January issue of this journal, returns to authors and their employers full rights to reuse their material for their own purposes. Authors are required to submit a signed copy of this form with their manuscripts.



## CORRESPONDENCE

A. S. Khayrallah	The Expansion Factor of Error-Control Codes	1452
A. S. Khayrallah	On the Minimum Bit-Error Rate of Linear Codes	1457
G. Kalai and N. Linial	On the Distance Distribution of Codes	1467
I. Krasikov and S. Litsyn	On the Accuracy of the Binomial Approximation to the Distance Distribution of Codes	1472
A. I. Barbero and J. G. Tena	Weight Hierarchy of a Product Code	1475
A. K. Khandani, P. Kabal, and E. Dubois	Computing the Weight Distribution of a Set of Points Obtained by Scaling, Shifting, and Truncating a Lattice	1480
C. Carlet	Generalized Partial Spreads	1482
C. Carlet	On $Z_4$ -Duality	1487
A. Vardy	Even More Efficient Bounded-Distance Decoding of the Hexacode, the Golay Code, and the Leech Lattice	1495
U. Dettmar, Y. Gao, and U. K. Sorger	Modified Generalized Concatenated Codes and their Application to the Construction and Decoding of LUEP Codes	1499
G. H. Khachatrian and S. S. Martirosian	A New Approach to the Design of Codes for Synchronous-CDMA Systems	1503
J. Lahtonen	On the Odd and the Aperiodic Correlation Properties of the Kasami Sequences	1506
S. W. McLaughlin, J. Luo, and Q. Xie	On the Capacity of $M$ -ary Runlength-Limited Codes	1508
J. Rifà	Groups of Complex Integers Used as QAM Signals	1512
F. Agus, S. Benedetto, and R. Garelo	New 16-PSK Group Trellis Codes	1517
N. Moayeri	Some Issues Related to Fixed-Rate Pruned Tree-Structured Vector Quantizers	1523
C.-c. Chao, M.-C. Chiu, and C. Schlegel	Comments on "A Lower Bound on the Minimum Euclidean Distance of Trellis-Coded Modulation Schemes"	1531
	<b>CORRECTION</b> .....	1536
	<b>BOOKS RECEIVED</b> .....	1537
	<b>CONTRIBUTORS</b> .....	1538
	<b>CALL FOR PAPERS</b> .....	1542



The author would also like to acknowledge stimulating discussions with O. Amrani and F.-W. Sun. Finally, the author wishes to thank Hagit Itzkowitz for her invaluable help.

## REFERENCES

- [1] A. D. Abbaszadeh and C. K. Rushforth, "VLSI implementation of a maximum likelihood decoder for the Golay (24, 12) code," *IEEE J. Selected Areas Commun.*, vol. 6, pp. 558-565, 1988.
- [2] O. Amrani and Y. Be'ery, "Efficient bounded-distance decoding of the hexacode and associated decoders for the Leech lattice and the Golay code," in *Proc. IEEE Int. Symp. on Information Theory* (Trondheim, Norway, 1994), p. 400.
- [3] O. Amrani, Y. Be'ery, and A. Vardy, "Bounded-distance decoding of the Leech lattice and the Golay code," *Lecture Notes Comput. Sci.*, vol. 781, pp. 236-247, 1993.
- [4] O. Amrani, Y. Be'ery, A. Vardy, F.-W. Sun, and H. C. A. van Tilborg, "The Leech lattice and the Golay code: bounded-distance decoding and multilevel constructions" *IEEE Trans. Inform. Theory*, vol. 40, pp. 1030-1043, 1994.
- [5] E. F. Assmus, Jr. and H. F. Mattson, Jr., "Algebraic theory of codes," Rep. 1, Contract F19628-69C0068, Air Force Cambridge Res. Labs., Bedford, MA, 1969.
- [6] Y. Be'ery and B. Shahr, "VLSI architectures for soft decoding of the Leech lattice and the Golay codes," in *Proc. IEEE Int. Workshop on Microelectronics in Communications* (Interlaken, Switzerland, Mar. 1991).
- [7] Y. Be'ery, B. Shahr, and J. Snyders, "Fast decoding of the Leech lattice," *IEEE J. Selected Areas Commun.*, vol. 7, pp. 959-967, 1989.
- [8] Y. Be'ery and J. Snyders, "Optimal soft decision block decoders based on Fast Hadamard Transform," *IEEE Trans. Inform. Theory*, vol. IT-32, pp. 355-364, 1986.
- [9] A.R. Calderbank, *Bandwidth Efficient Communication*, in preparation.
- [10] J. H. Conway and N. J. A. Sloane, "Soft decoding techniques for codes and lattices, including the Golay code and the Leech lattice," *IEEE Trans. Inform. Theory*, vol. IT-32, pp. 41-50, 1986.
- [11] —, *Sphere Packings, Lattices and Groups*. New York: Springer-Verlag, 1988.
- [12] M. V. Eyuboğlu and G. D. Forney, Jr., "Lattice and trellis quantization with lattice- and trellis-bounded codebooks—high-rate theory for memoryless sources," *IEEE Trans. Inform. Theory*, vol. 39, pp. 46-59, 1993.
- [13] G. D. Forney, Jr., "Generalized minimum distance decoding," *IEEE Trans. Inform. Theory*, vol. IT-12, pp. 125-131, 1966.
- [14] —, "Coset codes I: Introduction and geometrical classification," *IEEE Trans. Inform. Theory*, vol. 34, pp. 1123-1151, 1988.
- [15] —, "Coset codes II: Binary lattices and related codes," *IEEE Trans. Inform. Theory*, vol. 34, pp. 1152-1187, 1988.
- [16] —, "A bounded distance decoding algorithm for the Leech lattice, with generalizations," *IEEE Trans. Inform. Theory*, vol. 35, pp. 906-909, 1989.
- [17] —, "Density/length profiles and trellis complexity of lattices," *IEEE Trans. Inform. Theory*, vol. 40, pp. 1753-1772, 1994.
- [18] G. R. Lang and F. M. Longstaff, "A Leech lattice modem," *IEEE J. Selected Areas Commun.*, vol. 7, pp. 968-973, 1989.
- [19] J. Snyders and Y. Be'ery, "Maximum likelihood soft decoding of binary block codes and decoders for the Golay codes," *IEEE Trans. Inform. Theory*, vol. 35, pp. 963-975, 1989.
- [20] F.-W. Sun and H. C. A. van Tilborg, "More efficient bounded-distance decoding of the Golay code and the Leech lattice," in *Proc. IEEE Int. Symp. on Information Theory* (Trondheim, Norway, 1994), p. 399.
- [21] —, "The Leech lattice, the octacode, and decoding algorithms," *IEEE Trans. Inform. Theory*, vol. 41, no. 4, pp. 1097-1106, July 1995.
- [22] A. Vardy, "A new sphere packing in 20 dimensions," *Inventiones Mathematicae*, vol. 121, no. 1, July 1995.
- [23] A. Vardy and Y. Be'ery, "More efficient soft-decision decoding of the Golay codes," *IEEE Trans. Inform. Theory*, vol. 37, pp. 667-672, 1991.
- [24] —, "Maximum-likelihood decoding of the Leech lattice," *IEEE Trans. Inform. Theory*, vol. 39, pp. 1435-1444, 1993.

## Modified Generalized Concatenated Codes and their Application to the Construction and Decoding of LUEP Codes

Uwe Dettmar, Yan Gao, and Ulrich K. Sorger

**Abstract**—We propose a modification of generalized concatenated codes, which allows us to construct some of the best known binary codes in a simple way. Furthermore, a large class of optimal linear unequal error protection codes (LUEP codes) can easily be generated. All constructed codes can be efficiently decoded by the Blokh-Zyablov-Zinov'ev algorithm if an appropriate metric is used.

**Index Terms**—Linear unequal error protection codes, generalized concatenated codes, multistage decoding.

### I. INTRODUCTION

Many of the best known codes can be constructed as Generalized Concatenated (GC) codes [2], [3]. Generally, the constructions of GC codes use different outer codes  $A_i$  of constant length  $n_a$  but only one inner code  $B^{(1)}$  together with its partition. However, this restriction is not necessary. In this correspondence we construct GC codes consisting of outer codes  $A_i$  with different lengths  $n_{a,i}$ , and inner codes  $B_j^{(1)}$  in the columns of the code matrix with different lengths  $n_{b,j}$  and distances  $d_{b,j}^{(i)}$  together with their partitions.

In Section II, modified GC codes are defined and a lower bound on their minimum distance, a designed minimum distance, is derived. Two examples of the construction of good binary codes as modified GC codes are given. In Section III, the modification is used to construct binary optimal linear unequal error protection (LUEP) codes. In Section IV, a decoding algorithm for the modified GC codes is presented, which allows decoding up to half their designed minimum distance. Moreover, decoding of the constructed LUEP codes up to half the separation vector is discussed.

For the sake of simplicity only binary codes are considered in this correspondence. An extension to the nonbinary case is straightforward.

### II. DEFINITION OF MODIFIED GC CODES

GC codes are a generalization of concatenated codes defined by Forney [4]. The inner code is multiply partitioned, and this partitioning into subcodes is protected by different outer codes. Denote the  $m$  outer codes by  $A_i = A_i(q_i; n_a, k_a, i, d_{a,i})$ , where  $q_i = 2^{r_i}$  is the alphabet size,  $n_a$  is the code length,  $k_a, i$  is the number of information symbols, and  $d_{a,i}$  is the Hamming distance of the code. Further, denote by  $B^{(i)} = B^{(i)}(2; n_b, k_b, i, d_{b,i})$ , for  $i = 1, 2, \dots, m$ , the binary inner codes, where

$$B^{(i+1)} \subset B^{(i)} \quad \text{and} \quad k_b^{(i)} - k_b^{(i+1)} = \log_2(q_i).$$

By concatenating inner and outer codes we get a GC code with the

Manuscript received February 11, 1994; revised March 5, 1995. The material in this correspondence was presented in part at the IEEE International Symposium on Information Theory, San Antonio, TX, 1993.

The authors are with the Institut für Netzwerk- und Signaltheorie, Technische Hochschule Darmstadt, D-64283 Darmstadt, Germany.  
IEEE Log Number 9413060.



TABLE I  
EXAMPLE 1

Inner codes				Outer codes		GC code
$j = 1, 2, \dots, 8$		$j = 9$	$j = 10$			
$B_j^{(1)}$	(8, 4, 4)	(4, 1, 4)	(7, 3, 4)	$A_1$	$(2^3; 10, 7\text{bit}, 8)$ $\mathcal{J}_1 = \{1, \dots, 10\}$	(75, 11, 32)
$B_j^{(2)}$	(8, 1, 8)	(4, 0, $\infty$ )	(7, 0, $\infty$ )	$A_2$	$(2; 8, 4, 4)$ $\mathcal{J}_2 = \{1, \dots, 8\}$	.
$B_j^{(1)}$	(8, 4, 4)	(4, 3, 2)	(7, 3, 4)	$A_1$	$(2^3; 10, 3, 8)$ $\mathcal{J}_1 = \{1, \dots, 10\}$	(75, 13, 30)
$B_j^{(2)}$	(8, 1, 8)	(4, 0, $\infty$ )	(7, 0, $\infty$ )	$A_2$	$(2; 8, 4, 4)$ $\mathcal{J}_2 = \{1, \dots, 8\}$	.

parameters [3]

$$n = n_a n_b,$$

$$k = \sum_{i=1}^m k_{a,i} \log_2(q_i)$$

$$d \geq \min \{d_{a,1} d_{b,1}, d_{a,2} d_{b,2}, \dots, d_{a,m} d_{b,m}\}.$$

The lower bound on the minimum distance is derived as follows [3]: since the codes are linear, the minimum weight and distance are equal. If  $a_1 \neq 0$ , with  $a_1 \in A_1$ , then not less than  $d_{a,1}$  codewords of the inner code  $B^{(1)}$  are different from the zero word. However, this inner code has a minimum weight  $d_{b,1}$  which leads to a minimum weight of  $d_{a,1} d_{b,1}$  for the appropriate codeword of the GC code. Similar considerations hold for the other stages.

In the above definition the outer codes all have equal length  $n_a$ . However, this restriction is not necessary: denote the outer codes by

$$A_i = A_i(q_i; n_{a,i}, k_{a,i}, d_{a,i})$$

where the  $n_{a,i}$  now can be different. Define a set of indices  $\mathcal{J}_i$  with  $|\mathcal{J}_i| = n_{a,i}$  and  $j_{\max}$  so that

$$1 \leq j \leq j_{\max}, \quad \forall j \in \mathcal{J}_i$$

holds. The inner codes are given by

$$B_j^{(i)} = B_j^{(i)}(2; n_{b,j}, k_{b,j}^{(i)}, d_{b,j}^{(i)})$$

for  $i = 1, 2, \dots, m$  and  $j = 1, \dots, j_{\max}$ , with

$$B_j^{(i+1)} \subseteq B_j^{(i)} \text{ and } k_{b,j}^{(i)} - k_{b,j}^{(i+1)} = \begin{cases} \log_2(q_i), & \text{if } j \in \mathcal{J}_i \\ 0, & \text{if } j \notin \mathcal{J}_i. \end{cases}$$

We assume that  $\cup_i \mathcal{J}_i = \mathcal{J}$ , with  $j \in \mathcal{J}$  for  $j = 1, 2, \dots, j_{\max}$ , because in this case all inner codes are concatenated with some outer codes.

The GC code has the parameters

$$n = \sum_{j=1}^{j_{\max}} n_{b,j} \quad k = \sum_{i=1}^m k_{a,i} \log_2(q_i).$$

The minimum distance of the GC code is given by

$$d \geq \min_i \min_{S_i} \sum_{j \in S_i} d_{b,j}^{(i)} \quad (1)$$

where  $S_i \subseteq \mathcal{J}_i$  with  $|S_i| = d_{a,i}$ .

The lower bound for the minimum distance is derived similarly to that for conventional GC codes: the minimum weight in stage  $i$  is attained if the positions where  $a_i \neq 0$  coincide with codewords of the inner codes  $B_j^{(i)}$  with the smallest minimum distances. This leads to (1).

To simplify this expression, we define by  $\Pi(j)$  the permutation of the indices  $j = 1, \dots, n_{a,i}$  so that

$$d_{b,\Pi(1)} \leq d_{b,\Pi(2)} \leq \dots \leq d_{b,\Pi(n_{a,i})}.$$

This results in

$$d \geq \min_{\forall i} \sum_{j=1}^{d_{a,i}} d_{b,\Pi(j)}^{(i)}.$$

TABLE II  
CONSTRUCTION 1

Inner codes		Outer codes	
$j = 1, \dots, n_1$			
$B_j^{(1)}$	$(n_2, k_{21} + k_{22}, d_{21})$	$A_1$	$(2^{k_{21}}; n_1, k_{11}, s_1)$ $\mathcal{J}_1 = \{1, \dots, n_1\}$
$B_j^{(2)}$	$(n_2, k_{22}, d_{22})$	$A_2$	$(2^{k_{22}}; n_1, k_{12}, s_2)$ $\mathcal{J}_2 = \{1, \dots, n_1\}$

Example 1: The (75, 11, 32) and the (75, 13, 30) code from [5] can be constructed as given in Table I.

### III. OPTIMAL LUEP CODES CONSTRUCTED AS GC CODES

Linear unequal error protection (LUEP) codes can be useful if different information symbols have different importance. In [1] and [6], van Gils proposed constructions for some special classes of LUEP codes (some of them based on product or concatenated codes). In [7], Zinov'ev investigated the application of GC codes on the construction of LUEP codes, but these constructions only work for composite code length, i.e.,  $n = n_a n_b$ . The modified construction yields a large class of binary LUEP codes which contains most of van Gils constructions and which can be easily decoded.

The LUEP code is characterized by its separation vector [6].

**Definition 1:** For a linear  $(n, k)$  code  $C$  over the alphabet  $\text{GF}(q)$ , the separation vector  $\mathbf{s} = (s_1, s_2, \dots, s_k)$  with respect to a generator matrix  $G$  of  $C$ , is defined as

$$s_i := \min \{\text{wt} \{ \mathbf{m} G | \mathbf{m} \in \text{GF}(q)^k, m_i \neq 0 \}, i = 1, \dots, k\}$$

where  $\mathbf{m}$  is an information vector and  $\text{wt} \{ \cdot \}$  denotes the Hamming weight function.

We assume, without loss of generality, that  $\mathbf{s}$  is nonincreasing, i.e.,  $s_i \geq s_j$  if  $i < j \forall i, j \in \{1, \dots, k\}$ . Note that this definition is different from that in [8] as it deals with information symbols instead of code symbols. The separation vector guarantees the correct interpretation of the  $i$ th information symbol whenever nearest neighbor decoding [9] is applied and not more than  $\lfloor (s(G)_i - 1)/2 \rfloor$  errors have occurred in the transmitted codeword [10].

An  $(n, k, \mathbf{s})$  code is called optimal if an  $(n, k, \mathbf{t})$  code with  $\mathbf{t} > \mathbf{s}$ , i.e.,  $t_i \geq s_i \forall i \in \{1, \dots, k\}$  and  $\exists j \in \{1, \dots, k\}; t_j > s_j$ , does not exist. Denote by  $n(\mathbf{s})$  the length of the shortest linear binary code of dimension  $k$  with separation vector at least  $\mathbf{s}$  and denote  $n^{\text{ex}}(\mathbf{s})$  the length of the shortest linear binary code of dimension  $k$  with separation vector (exactly)  $\mathbf{s}$ . Van Gils [1], [11], has derived the following lower bounds on  $n(\mathbf{s})$ :

**Theorem 1:** For any  $k \in \mathcal{N}$ , and nonincreasing  $\mathbf{s} \in \mathcal{N}^k$

$$n^{\text{ex}}(s_1, s_2, \dots, s_k) \geq s_i + n(\hat{s}_1, \dots, \hat{s}_{i-1}, \hat{s}_{i+1}, \dots, \hat{s}_k) \quad (2)$$

holds for any  $i \in \{1, \dots, k\}$ , where

$$\hat{s}_j := \begin{cases} s_j - \left\lfloor \frac{s_i}{2} \right\rfloor, & \text{for } j < i \\ \left\lceil \frac{s_j}{2} \right\rceil, & \text{for } j > i. \end{cases} \quad (3)$$

$\lceil x \rceil$  denotes the smallest integer larger than or equal to  $x$ .



TABLE III  
CONSTRUCTION 2

Inner codes		Outer codes	
$j = 1, \dots, n_1$	$j = n_1 + 1, \dots, n_1 + n'$		
$B_j^{(0)}$	$(n_2, n_2, 1)$	$(n_2 - k_2, n_2 - k_2, 1)$	$A_1$ $(2^{n_2 - k_2}; n_1 + n', k_{11}, s_1)$ $\mathcal{J}_1 = \{1, \dots, n_1 + n'\}$
$B_j^{(1)}$	$(n_2, k_2, d_{22})$	$(n_2 - k_2, 0, \infty)$	$A_2$ $(2^{k_2}; n_1, k_{12}, s_2)$ $\mathcal{J}_2 = \{1, \dots, n_1\}$

TABLE IV  
CONSTRUCTION 3

Inner codes		Outer codes	
$j = 1, \dots, n_1$	$j = n_1 + 1$		
$B_j^{(1)}$	$(n_2, k_2 + 1, d_2)$	$(1, 1, 1)$	$A_1$ $(2^{k_2}; n_1, k_{11}, s_1)$ $\mathcal{J}_1 = \{1, \dots, n_1\}$
$B_j^{(2)}$	$(n_2, 1, n_2)$	$(1, 1, 1)$	$A_2$ $(2; n_1 + 1, k_{12}, 2\lceil s_2'/2 \rceil)$ $\mathcal{J}_2 = \{1, \dots, n_1 + 1\}$

**Theorem 2:** For any  $k \in \mathcal{N}$ , and nonincreasing  $s \in \mathcal{N}^k$ ,  $n(s)$  satisfies the inequalities

$$n(s_1, \dots, s_k) \geq s_1 + n\left(\left\lceil \frac{s_2}{2} \right\rceil, \dots, \left\lceil \frac{s_k}{2} \right\rceil\right) \quad (4)$$

$$n(s_1, \dots, s_k) \geq \sum_{i=1}^k \left\lceil \frac{s_i}{2^{i-1}} \right\rceil. \quad (5)$$

**Construction 1:** First we construct a two-level GC code as shown in Table II.  $A_1$  and  $A_2$  are LUEP codes with nonincreasing separation vectors

$$s_1 = (s_{11}, s_{12}, \dots, s_{1k_{11}}) \quad s_2 = (s_{21}, s_{22}, \dots, s_{2k_{12}}).$$

As a special case, both  $A_1$  and  $A_2$ , or one of them, may be chosen as equal error protection codes. If  $d_{21}s_{1k_{11}} \geq d_{22}s_{21}$ , then the GC code is a binary  $(n_1n_2, k_{11}k_{21} + k_{12}k_{22}, s)$  LUEP code, where

$$s = (d_{21}s_{11}\mathbf{1}_{k_{21}}, \dots, d_{21}s_{1k_{11}}\mathbf{1}_{k_{21}}, d_{22}s_{21}\mathbf{1}_{k_{22}}, \dots, d_{22}s_{2k_{12}}\mathbf{1}_{k_{22}})$$

where  $\mathbf{1}_{k_{2i}}$  denotes the  $k_{2i}$  vector with all components equal to  $s$ .

Obviously, [6, Construction 5] is a special case of the above construction.

If  $A_1$  is an  $(n, 1, n)$  repetition code,  $A_2$  is an optimal  $(n, k, s)$  LUEP code,  $B_j^{(1)}$  and  $B_j^{(2)}$  are Reed-Muller codes with parameters  $(2^m, m + 1, 2^{m-1})$  and  $(2^m, 1, 2^m)$  an optimal LUEP code equivalent to the code of [6, Construction 1] is obtained. Choosing  $B_j^{(1)}$  as the  $(2, 2, 1)$  code and  $B_j^{(2)}$  as the  $(2, 1, 2)$  code, the above construction is equivalent to [6, Construction 3A].

**Construction 2:** The GC Code given in Table III has the parameters

$$n = n_1n_2 + (n_2 - k_2)n'$$

$$k = (n_2 - k_2)k_{11} + k_2k_{12}$$

and

$$s = (s_{11}\mathbf{1}_{(n_2 - k_2)}, \dots, s_{1k_{11}}\mathbf{1}_{(n_2 - k_2)}, d_2s_{21}\mathbf{1}_{k_2}, \dots, d_2s_{2k_{12}}\mathbf{1}_{k_2})$$

where  $s_{1k_{11}} \geq d_2s_{21}$ . If  $B_j^{(1)}$  is a  $(2, 2, 1)$  code and  $B_j^{(2)}$  is a  $(2, 1, 2)$  code for  $j = 1, \dots, n_1$ , we obtain all the LUEP codes of Constructions A, C, E, F, I, J and K from van Gils in [1] and a class of LUEP code which is better than the codes of [6, Construction 2] with the same code rate.

In fact, choosing for  $A_1$  the  $(n_1 + n', 1, n_1 + n')$  repetition code and for  $A_2$  an optimal  $(n_1, k, s)$  LUEP code, we get with the inner codes of length 2, as above, an optimal  $(2n_1 + n', 1 + k, (n_1 + n', 2s))$  GC code. The optimality can be shown as follows:

TABLE V  
EXAMPLE 2

Inner codes			Outer codes	
$j = 1$	$j = 2, 3$	$j = 4$		
$B_j^{(1)}$	$(4, 3, 2)$	$(3, 2, 2)$	$(2, 2, 1)$	$A_1$ $(2^2; 4, 2, 3)$ $\mathcal{J}_1 = \{1, \dots, 4\}$
$B_j^{(2)}$	$(4, 1, 4)$	$(3, 0, \infty)$	$(1, 0, \infty)$	$A_2$ $(2; 1, 1, 1)$ $\mathcal{J}_2 = \{1\}$

TABLE VI  
EXAMPLE 3

Inner codes			Outer codes	
$j = 1, 2$	$j = 3$	$j = 4$		
$B_j^{(1)}$	$(4, 3, 2)$	$(3, 2, 2)$	$(2, 2, 1)$	$A_1$ $(2^2; 4, 2, 3)$ $\mathcal{J}_1 = \{1, \dots, 4\}$
$B_j^{(2)}$	$(4, 1, 4)$	$(3, 0, \infty)$	$(1, 0, \infty)$	$A_2$ $(2; 2, 2, 1)$ $\mathcal{J}_2 = \{1, 2\}$

**Proof:** For the proof we use Theorem 1. First we show that the GC code is optimal in length

$$n^{ex}(n_1 + n', 2s) \geq n_1 + n' + n(s) \geq 2n_1 + n'.$$

We now have to show that all codes with a greater separation vector also have greater length

$$\begin{aligned} n^{ex}(n_1 + n' + 1, 2s) &\geq n_1 + n' + 1 + n(s) \\ &\geq 2n_1 + n' + 1 \\ &> 2n_1 + n' \end{aligned}$$

and

$$\begin{aligned} n^{ex}(n_1 + n', 2s + u) &\geq n_1 + n' + n \\ &\quad \cdot \left( \left\lceil \frac{s_1 + u_1}{2} \right\rceil, \dots, \left\lceil s_k + u_k \right\rceil \right) \\ &\geq 2n_1 + n' + 1. \end{aligned}$$

**Construction 3:** The construction is given in Table IV, where  $\lceil s_2/2 \rceil$  denotes  $\lceil s_{2i}/2 \rceil$  for all  $i = 1, 2, \dots, k_{12}$ .

We suppose here that the outer code  $A_2$  is the code  $A_2'$ :  $(2; n_1, k_{12}, s_2')$  with an added overall parity bit. With  $s_{1k_1}d_2' > n_2$  we obtain a new

$$\{n_1n_2 + 1, k_{11}k_2 + k_{12}, [s_1d_2\mathbf{1}_{k_2}, \dots, s_{k_1}d_2\mathbf{1}_{k_2}, (n_2 - 1)s_2' + 2\lceil s_2'/2 \rceil]\}$$

LUEP code. Using the  $(2, 2, 1)$  and the  $(2, 1, 2)$  code as inner codes for  $j = 1, \dots, n_1$ , we obtain the LUEP codes [6, Construction 3B] of van Gils. If at the same time  $A_1$  is a repetition code and  $A_2'$  is uncoded, the LUEP codes are the same as in [1, Construction B], i.e., they are optimal.

Choosing  $A_1$  as a repetition code and  $A_2$  as uncoded and the  $(4, 3, 2)$  and  $(4, 1, 4)$  codes as inner codes for  $j = 1, \dots, n_1$ , results in [1, Construction H] of van Gils.

In the following examples we show the construction of some codes from [1] as GC codes.

**Example 2:** The GC code given by Table V has the parameters  $n = 12$ ,  $k = 6$   $s = (555544)$ .

**Example 3:** The GC code given by Table VI has the parameters  $n = 13$ ,  $k = 6$   $s = (555544)$ .

**Example 4:** The GC code given by Table VII has the parameters  $n = 14$ ,  $k = 7$   $s = (5555444)$ .

For these three codes, see [1, Construction M].



TABLE VII  
EXAMPLE 4

Inner codes		Outer codes	
$j = 1, 2, 3$	$j = 4$		
$B_j^{(1)}$	(4, 3, 2)	(2, 2, 1)	$A_1$ (2 <sup>2</sup> ; 4, 2, 3) $\mathcal{J}_1 = \{1, \dots, 4\}$
$B_j^{(2)}$	(4, 1, 4)	(1, 0, $\infty$ )	$A_2$ (2; 3, 3, 1) $\mathcal{J}_2 = \{1, 2, 3\}$

TABLE VIII  
EXAMPLE 5

Inner codes		Outer codes	
$j = 1, 2, 3$	$j = 4$		
$B_j^{(1)}$	(4, 3, 2)	(3, 3, 1)	$A_1$ (2 <sup>2</sup> ; 4, 2, 3) $\mathcal{J}_1 = \{1, \dots, 4\}$
$B_j^{(2)}$	(4, 1, 4)	(3, 1, 3)	$A_2$ (2; 4, 4, 1) $\mathcal{J}_2 = \{1, \dots, 4\}$

Example 5: The GC code given by Table VIII has the parameters  $n = 15$ ,  $k = 8$   $s = (55554443)$  (See [1, Construction R]).

#### IV. A DECODING ALGORITHM

GC codes can be decoded by the well-known Blokh-Zyablov-Zinov'ev (BZZ) algorithm up to half their designed minimum distance.

For decoding GC codes with different inner codes we use the BZZ algorithm together with an appropriate metric.

As shown in Section II, the designed minimum distance of the constructed codes is given by

$$d \geq \min_{\forall i} \sum_{j=1}^{d_{a,i}} d_{b, \Pi(j)}^{(i)}.$$

Define  $c$  to be the transmitted codeword, with  $c_j \in B_j^{(1)}$  for  $j = 1, \dots, j_{\max}$ . Denote by  $\tilde{a}_i$  the transmitted codeword of the outer code  $A_i$  with respect to  $c$ , and by  $\hat{a}_i$  the estimate for  $\tilde{a}_i$  calculated by decoding the inner codes of stage  $i$  and mapping the result to symbols of the outer code alphabet. Let  $a_i$  be a codeword of the outer code  $A_i$  and  $\mathcal{E}(a_i, \hat{a}_i)$  be the set of indices  $j$  such that  $a_i \neq \hat{a}_i$ . Define  $w$  to be the cardinality of  $\mathcal{E}(a_i, \hat{a}_i)$ . Denote by  $\bar{\mathcal{E}}^*(a_i, \hat{a}_i)$  the  $d_{a,i} - w$  components in

$$\bar{\mathcal{E}} = \{1, \dots, n_{a,i}\} / \mathcal{E}(a_i, \hat{a}_i)$$

with the smallest  $\alpha_j^{(i)}$ .

An appropriate reliability function is given by the following definition:

**Definition 2:** Let  $d_{b,j}^{(i)}$  be the minimum distance of the inner code  $B_j^{(i)}$ , and  $d_H(r_j, b_j^{(i)})$  be the distance between the received word  $r_j$  and the estimated codeword  $b_j^{(i)} \in B_j^{(i)}$ . Then the reliability  $\alpha_j^{(i)}$  for the  $j$ th position in  $\hat{a}_i$  is given by

$$\alpha_j^{(i)} = \max[0, d_{b,j}^{(i)} - 2d_H(r_j, b_j^{(i)})].$$

This definition takes into account the different distances of the inner codes. It may be interpreted as the minimum number of additional errors that occurred in case of a wrong decision in the inner code. During the decoding process the following condition has to be checked:

$$\text{(Condition 1)} \quad \sum_{j \in \bar{\mathcal{E}}^*(a_i, \hat{a}_i)} \alpha_j^{(i)} > \sum_{j \in \mathcal{E}(a_i, \hat{a}_i)} \alpha_j^{(i)}. \quad (6)$$

**Decoding Algorithm:** For each stage  $i$ , with  $i = 1, 2, \dots, m$ , do:

- 1) Decode the received word  $r$  in the inner codes to get an estimated codeword  $b_j^{(i)}$  of code  $B_j^{(i)}$  for  $j \in \mathcal{J}_i$ .
- 2) Map these estimates  $b_j^{(i)}$ ,  $j = 1, \dots, n_{a,i}$  to the outer code symbols to get  $\hat{a}_i$  and use  $\alpha_j^{(i)}$  as reliability for position  $j$  of  $\hat{a}_i$ .
- 3) For  $l = 1, \dots, d_{a,i}$  set the  $l$  positions with smallest reliabilities  $\alpha_j^{(i)}$  to erasures and use an Error-and-Erasure Decoder (EED) to find  $a_i\{l\}$ .
- 4) Check if any  $a_i\{l\}$  satisfies Condition 1. If yes,  $a_i = a_i\{l\}$  is the final decision. If no, signal decoding failure.
- 5) Continue with the next stage.

In the Appendix, we prove the following theorem:

**Theorem 3:** The algorithm will find the transmitted codeword as long as less than  $d/2$  errors have occurred during transmission.

For an LUEP code constructed as a (modified) GC code, it is desirable to be able to guarantee a correct decoding as long as at most  $\lfloor (s(G)_i - 1)/2 \rfloor$  errors have occurred in the transmitted codeword. If the outer codes in the above constructions have an equal protection of their information symbols, the described decoding algorithm can be applied directly and guarantees a decoding up to  $\lfloor (s(G)_i - 1)/2 \rfloor$  errors. This is due to the properties of the multistage decoding. Similar to the BZZ algorithm, many error patterns of higher weight are decoded too.

The authors are not aware of a general BMD decoder for LUEP codes that corrects errors and erasures, and issues complete codewords. Such a decoder would be necessary for the general case. However, if we again assume that the outer codes  $A_i$  in the constructions are also GC LUEP codes with inner codes that are not UEP codes, the decoding up to  $\lfloor (s(G)_i - 1)/2 \rfloor$  errors can be achieved by the algorithm for modified GC codes as described above. This is demonstrated for the first information symbol  $m_1$  with separation  $s(G)_1$ : first the inner codes  $B_j^{(0)'}$ , for  $j = 1, \dots, n_{a,1}$ , are BMD decoded and an estimation for the outer code symbols  $a_{1,j}$ , together with the estimation of the reliability for these symbols  $\alpha_j^{(0)}$ , are transmitted to the outer code  $A_1$ . Since this code is again a GC LUEP code with inner codes that are not UEP codes, the  $\alpha_j^{(0)}$  represent the reliabilities for the code symbols of the inner codes  $B_j^{(0)'}$  of the GC code  $A_1$ . Proceeding in this way until the outer code is no longer an UEP code (this occurs in the worst case after  $k_{a,1}$  steps) finally allows the application of the above algorithm and a decoding of  $m_1$ .

#### V. SUMMARY

In this correspondence we use modified GC codes for the construction of binary codes of noncomposite length and of LUEP codes. Using this construction, it is not only possible to construct good codes but also to decode them efficiently. Especially, this holds true for the constructed LUEP codes. A decoding algorithm which guarantees decoding up to half the designed minimum distance, similar to the BZZ algorithm, is derived.

#### APPENDIX

##### PROOF OF THEOREM 3

We will prove Theorem 3 by using the following two theorems from [12]:

**Theorem 4:** There is only one codeword  $a_i$  in a code with minimum distance  $d_{a,i}$  that satisfies Condition 1.

**Theorem 5:** If any codeword  $a_i$  satisfies Condition 1, it will be found by an Error-and-Erasure Decoder.

Notice that for the proof of these two theorems, the reliability  $\alpha_j^{(i)}$  does not have to be specified. It only has to be greater or equal to zero. Using Condition 1 we prove Theorem 3:



*Proof:* Denote by  $T$  the total number of errors and consider the following inequalities:

$$\begin{aligned} 2T &< \sum_{j=1}^{d_{a,i}} d_{b,\Pi(j)}^{(i)} \\ \Leftrightarrow 2 \sum_{j=1}^{n_{a,i}} d_H[r_j, c_j] &< \sum_{j=1}^{d_{a,i}} d_{b,\Pi(j)}^{(i)} \\ \Rightarrow 2 \sum_{j=1}^{d_{a,i}} d_H[r_{\Pi(j)}, c_{\Pi(j)}] &< \sum_{j=1}^{d_{a,i}} d_{b,\Pi(j)}^{(i)} \\ \Rightarrow \sum_{j \in \mathcal{E}(\hat{a}_i, \hat{a}_i)} \alpha_j^{(i)} &< \sum_{j \in \mathcal{E}^*(\hat{a}_i, \hat{a}_i)} \alpha_j^{(i)}. \end{aligned}$$

The last step follows from the following considerations:

- 1) If  $b_j^{(i)} = c_j$  then  $\alpha_j^{(i)} \geq d_{b,j} - 2d_H(c_j, r_j)$ .
- 2) If  $b_j^{(i)} \neq c_j$  then  $\alpha_j^{(i)} \leq 2d_H(c_j, r_j) - d_{b,j}$ , because

$$\begin{aligned} d_{b,j} &\leq d_H(c_j, r_j) + d_H[b_j^{(i)}, r_j] \\ \Leftrightarrow d_{b,j} - 2d_H[b_j^{(i)}, r_j] &\leq 2d_H(c_j, r_j) - d_{b,j}. \end{aligned}$$

So

$$\begin{aligned} &\sum_{j \in \mathcal{E}^*(\hat{a}_i, \hat{a}_i)} \alpha_j^{(i)} - \sum_{j \in \mathcal{E}(\hat{a}_i, \hat{a}_i)} \alpha_j^{(i)} \\ &\geq \sum_{j \in \mathcal{E}^*(\hat{a}_i, \hat{a}_i)} [d_{b,j} - 2d_H(b_j^{(i)}, r_j)] \\ &\quad - \sum_{j \in \mathcal{E}(\hat{a}_i, \hat{a}_i)} [2d_H(c_j, r_j) - d_{b,j}] \\ &= \sum_{j \in \mathcal{E}^*(\hat{a}_i, \hat{a}_i) \cup \mathcal{E}(\hat{a}_i, \hat{a}_i)} d_{b,j} - 2d_H(c_j, r_j) \\ &= \sum_{j=1}^{d_{a,i}} d_{b,\Pi(j)} - 2d_H[r_{\Pi(j)}, c_{\Pi(j)}] \end{aligned}$$

i.e., as long as less than  $d/2$  errors have occurred, only the transmitted codeword satisfies *Condition 1* and the EED will find it.  $\square$

For LUEP codes the following theorem holds:

*Corollary 1:* All codewords  $a_i$  in an LUEP code with separation vector  $s = (s_1, \dots, s_k)$  that satisfy *Condition 1* with  $d = s_1$ , have the same information symbol  $m_1$ .

*Proof:* Codewords generated from information vectors which differ in component  $m_1$  have minimum distance  $s_1$  by definition of  $s$ . The theorem follows from the same arguments as in [12, proof of Theorem 1].  $\square$

## REFERENCES

- [1] W. van Gils, "Design of error-control coding schemes for three problems of noisy information transmission, storage and processing," Ph.D. dissertation, Eindhoven Univ. of Technology, Eindhoven, The Netherlands, 1988.
- [2] E. L. Blokh and V. Zyablov, "Coding of generalized concatenated codes," *Probl. Inform. Transm.*, vol. 10, no. 3, pp. 218–222, 1974.
- [3] V. A. Zinov'ev, "Generalized concatenated codes for channels with error bursts and independent errors," *Probl. Inform. Transm.*, vol. 17, no. 4, pp. 53–56, 1981.
- [4] G. D. Forney Jr., *Concatenated Codes*. Cambridge, MA: MIT Press, 1966.
- [5] L. Tolhuizen, "Two new binary codes obtained by shortening a generalized concatenated code," *IEEE Trans. Inform. Theory*, vol. 37, p. 1705, 1991.

- [6] W. van Gils, "Linear unequal error protection codes from shorter codes," *IEEE Trans. Inform. Theory*, vol. IT-30, pp. 544–546, May 1984.
- [7] V. A. Zinov'ev and V. Zyablov, "Codes with unequal protection of information symbols," *Probl. Inform. Transm.*, vol. 15, no. 3, pp. 197–205, 1980.
- [8] B. Masnick and J. Wolf, "On linear unequal error protection codes," *IEEE Trans. Inform. Theory*, vol. IT-3, pp. 600–607, Oct. 1967.
- [9] F. J. MacWilliams and N. J. A. Sloane, *The Theory of Error Correcting Codes*. New York: North-Holland, 1983.
- [10] L. A. Dunning and W. E. Robbins, "Optimum encoding of linear block codes for unequal error protection," *Inform. Contr.*, vol. 37, pp. 150–177, 1978.
- [11] W. van Gils, "Two topics on linear unequal error protection codes: Bounds on their length and cyclic code classes," *IEEE Trans. Inform. Theory*, vol. IT-29, pp. 866–876, Nov. 1983.
- [12] D. Taipale and M. Pursley, "An improvement to generalized minimum distance decoding," *IEEE Trans. Inform. Theory*, vol. 37, pp. 167–172, Jan. 1991.

## A New Approach to the Design of Codes for Synchronous-CDMA Systems

Gurgen H. Khachatryan and Samvel S. Martirosian

**Abstract**—In this correspondence a new approach to increase the sum rate for conventional synchronous code-division multiple-access (S-CDMA) systems is presented. It is shown that it can be done by joint processing of the outputs of matched filters, when one considers the system of codes for S-CDMA to be the codes for the usual adder channel. An example of construction and decoding of such a system is also given.

**Index Terms**—Multiuser spread-spectrum system, code-division multiple access, adder channel, matched filter.

## I. INTRODUCTION

Recent developments in multiuser spread-spectrum communication systems show the need to increase their sum rate. In cellular systems this means increasing the number of users, that can be simultaneously active inside each cell. In code-division multiple-access (CDMA) systems each of the users is assigned a binary  $\pm 1$ -valued spreading sequence of the same length.

In a synchronous CDMA (S-CDMA) system, all users are in exact synchronism in the sense that not only are their carrier frequencies and phases the same, but also their expanded data symbols are aligned in time. It is also assumed that all the sequences have equal energy.

In a conventional CDMA receiver, the demodulator output for each symbol interval is further processed separately by each user. This procedure is called matched filtering. Mathematically, this corresponds to computing the scalar product between the spreading sequence of the  $i$ th user and the vector which represents the demodulator output of the CDMA system. Interuser interference then is defined by the crosscorrelation function between the spreading sequences of

Manuscript received March 1, 1993; revised February 10, 1995. The research reported has been performed during a visit at the Institut für Netzwerk- und Signaltheorie, Technische Hochschule Darmstadt, Darmstadt, Germany, and supported by DFG in cooperation with DFG and the Academy of Sciences of the Republic of Armenia.

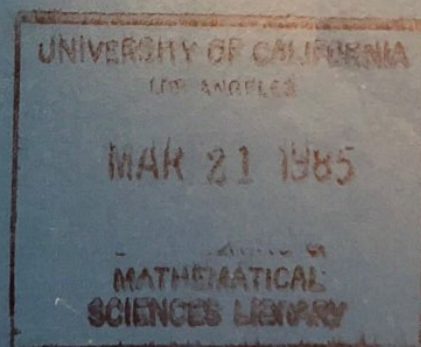
The authors are with the Institute for Problems of Informatics and Automation, the Academy of Sciences of Armenia, 375044 Yerevan, Armenia.  
IEEE Log Number 9413057.

# Exhibit B



# Philips Journal of Research

Vol. 39 No. 6 1984



# PHILIPS





UNIVERSITY OF CALIFORNIA  
LIBRARY

MAR 21 1985

MATHEMATICAL  
SCIENCES LIBRARY



---

# Philips Journal of Research

Philips Journal of Research, published by the Philips Research Laboratories, Eindhoven, The Netherlands, is a bimonthly publication containing papers on research carried out in the various Philips laboratories. Volumes 1 to 32 have appeared under the name of Philips Research Reports.

Annual subscription price for Volume 39 is Dfl. 75, payable in advance. Payments should be made only after receipt of an invoice. Correspondence should be addressed to: Philips Journal of Research, Philips Research Laboratories, Building WBp, Room No. 42, Eindhoven, The Netherlands.

## Editorial Board

A. van Oostrom (General Editor) Philips Research Laboratories,  
5600 JA Eindhoven, The Netherlands

Y. Genin, Brussels, Belgium  
R. Kersten, Aachen, Germany  
R. Memming, Hamburg, Germany  
R. F. Milsom, Redhill, Surrey, U.K.  
W. A. Smith, Briarcliff Manor, N.Y., U.S.A.  
W. T. Stacy, Sunnyvale, CA., U.S.A.  
J. B. Theeten, Limeil-Brévannes, France

Cover design based on a visual representation of the sound-wave associated with the spoken word "Philips".



	CONTENTS	Page
R 1095 <i>K. H. J. Buschow</i>	Formation, thermal stability and physical properties of amorphous 3d-based alloys	255-274
R 1096 <i>J. L. C. Daams and J. H. N. van Vucht</i>	Contribution to the system Mg-Au-Hg	275-292
R 1097 <i>W. J. van Gils</i>	Some constructions of optimal binary linear unequal error protection codes	293-304
R 1098 <i>C. Ronse</i>	Networks for sorting with fusion	305-316
	Author index to volume 39	317-319



## SOME CONSTRUCTIONS OF OPTIMAL BINARY LINEAR UNEQUAL ERROR PROTECTION CODES

by W. J. VAN GILS

*Philips Research Laboratories, 5600 JA Eindhoven, The Netherlands*

### Abstract

This paper describes a number of constructions of binary Linear Unequal Error Protection (LUEP) codes. The separation vectors of the constructed codes include those of all optimal binary LUEP codes of length less than or equal to 15.

AMS: 94B05, 94B60.

### 1. Introduction

Consider a binary linear code  $C$  of length  $n$  and dimension  $k$  with generator matrix  $G$  to be used on a binary symmetric channel. In many applications it is necessary to provide different protection levels for different components  $m_i$  of the input message word  $m$ . For example in transmitting numerical (binary) data, errors in the more significant bits are more serious than are errors in the less significant bits, and therefore more significant bits should have more protection than less significant bits.

A suitable measure for these protection levels for separate positions in input message words is the separation vector<sup>1)</sup>.

### Definition

For a binary linear  $[n, k]$  code  $C$  the separation vector  $s(G) = (s(G)_1, s(G)_2, \dots, s(G)_k)$  with respect to a generator matrix  $G$  of  $C$  is defined by

$$s(G)_i := \min \{ \text{wt}(mG) \mid m \in \{0, 1\}^k, m_i = 1 \},$$

where  $\text{wt}(\cdot)$  denotes the Hamming weight function.

This separation vector  $s(G)$  guarantees the correct interpretation of the  $i^{\text{th}}$  message bit whenever Nearest Neighbour Decoding (ref. 2 p. 11) is applied and no more than  $(s(G)_i - 1)/2$  errors have occurred in the transmitted code-word<sup>1)</sup>.

A linear code that has a generator matrix  $G$  such that the components of the corresponding separation vector  $s(G)$  are not mutually equal is called a Linear



Unequal Error Protection (LUEP) code<sup>1</sup>). By permuting the rows of a generator matrix  $G$  we may obtain a generator matrix  $G'$  for the code such that  $s(G')$  is nonincreasing, i.e.  $s(G')_i \geq s(G')_{i+1}$  for  $i = 1, 2, \dots, k-1$ . In this paper we always assume that the rows in generator matrices are so ordered that the corresponding separation vectors are nonincreasing.

Any LUEP code  $C$  has a so-called optimal generator matrix  $G^*$ . This means that the separation vector  $s(G^*)$  is componentwise larger than or equal to the separation vector  $s(G)$  of any generator matrix  $G$  of  $C$ <sup>1</sup>), denoted by  $s(G^*) \geq s(G)$  ( $x \geq y$  means  $x_i \geq y_i$  for all  $i$ ). The vector  $s = s(G^*)$  is called the separation vector of the linear code  $C$ . We use the notation  $[n, k, s]$  for  $C$ .

For any  $k \in \mathbb{N}$  and  $s \in \mathbb{N}^k$  we define  $n(s)$  to be the length of the shortest binary linear code of dimension  $k$  with a separation vector of at least  $s$ , and  $n^{\text{ex}}(s)$  to be the length of the shortest binary linear code of dimension  $k$  with separation vector (exactly)  $s$ <sup>3,4</sup>). An  $[n(s), k, s]$  code is called length-optimal<sup>3</sup>). It is called optimal if an  $[n(s), k, t]$  code with  $t \geq s$ ,  $t \neq s$  does not exist<sup>3,4</sup>). In refs 3 and 4 a number of bounds for the functions  $n(s)$  and  $n^{\text{ex}}(s)$  are derived. In ref. 5 methods for constructing LUEP codes from shorter codes are described.

In refs 3 and 4 an incomplete list of the separation vectors of the optimal binary LUEP codes of length less than or equal to 15 is given. In this paper we provide the complete list of the separation vectors of all optimal binary LUEP codes of length less than or equal to 15, together with examples of generator matrices having these separation vectors. Furthermore, we give a number of constructions of infinite series optimal binary LUEP codes.

## 2. Constructions

Table I provides the separation vectors of all optimal binary LUEP codes of length less than or equal to 15. In this table,  $n$  denotes the length of the code,  $k$  denotes the dimension, and  $d(n, k)$  denotes the maximal minimum distance of a binary code of length  $n$  and dimension  $k$ . The brackets and commas commonly appearing in separation vectors have been deleted. Only in the cases where a component of a separation vector is larger than 9, it is followed by a point (.). Examples of codes having the parameters given in table I are constructed below. The bounds in ref. 4 can be used to show that certain LUEP codes are optimal. They are also useful in showing that table I is complete. In cases where these bounds did not work, methods of exhaustive search were used to show that codes with certain parameters do not exist. Table I is the same table as table I in ref. 4, extended by the parameters  $[14, 10, (4333322222)]$ ,  $[15, 3, (994)]$ ,  $[15, 8, (73333333)]$ ,  $[15, 8, (55554443)]$ ,  $[15, 8, (55544444)]$  and  $[15, 11, (4333322222)]$ . In (ref. 4 table I) no references to constructions were given, which has been done in this paper.



*Some constructions of optimal binary linear unequal error protection codes*

TABLE I

The separation vector of all binary optimal LUEP codes of length less than or equal to 15.

$n$	$k$	$d(n,k)$	separation vector
4	2	2	A 32
5	2	3	A 42
5	3	2	A 322
6	2	4	A 52
6	3	3	A 422
6	4	2	A 3222
7	2	4	A 62, I 54
7	3	4	A 522
7	4	3	A 4222
7	5	2	A 32222
8	2	5	A 72, I 64
8	3	4	A 622, C 544
8	4	4	A 5222
8	5	2	A 42222, J 33332
8	6	2	A 322222
9	2	6	A 82, I 74
9	3	4	A 722, C 644, G 554
9	4	4	A 6222, C 5444
9	5	3	A 52222, J 44442, B 43333
9	6	2	A 422222, J 333322
9	7	2	A 3222222
10	2	6	A 92, I 84, I 76
10	3	5	A 822, C 744, L 664
10	4	4	A 7222, C 6444, G 5544
10	5	4	A 62222, C 54444
10	6	3	A 522222, J 444422, J 433332
10	7	2	A 4222222, J 3333222
10	8	2	A 32222222
11	2	7	A 10.2, I 94, I 86
11	3	6	A 922, C 844, K <sub>1</sub> 764
11	4	5	A 8222, C 7444, E 6644
11	5	4	A 72222, C 64444, G 55444
11	6	4	A 622222, J 544442, B 533333
11	7	3	A 5222222, J 4444222, J 4333322
11	8	2	A 42222222, J 33332222
11	9	2	A 322222222
12	2	8	A 11.2, I 10.4, I 96
12	3	6	A 10.22, C 944, E 864, K <sub>2</sub> 774, K <sub>1</sub> 766
12	4	6	A 9222, C 8444, K <sub>1</sub> 7644
12	5	4	A 82222, C 74444, E 66444, M 55554
12	6	4	A 722222, C 644444, G 554444
12	7	4	A 6222222, J 5444422, J 5333332



TABLE I (cont.)

$n$	$k$	$d(n,k)$	separation vector
12	8	3	$A\ 52222222, J\ 44442222, J\ 43333222$
12	9	2	$A\ 422222222, J\ 333322222$
12	10	2	$A\ 3222222222$
13	2	8	$A\ 12.2, I\ 11.4, I\ 10.6, I\ 98$
13	3	7	$A\ 11.22, C\ 10.44, K_1\ 964, E\ 884, L\ 866$
13	4	6	$A\ 10.222, C\ 9444, L\ 8644, F\ 7744, K_1\ 7666$
13	5	5	$A\ 92222, C\ 84444, K_1\ 76444, L\ 66664, H\ 66555$
13	6	4	$A\ 822222, C\ 744444, D\ 664444, M\ 555544$
13	7	4	$A\ 7222222, J\ 6444442, B\ 6333333, J\ 5544442, K_1\ 5444444$
13	8	4	$A\ 62222222, J\ 54444222, J\ 53333322$
13	9	3	$A\ 522222222, J\ 444422222, J\ 433332222$
13	10	2	$A\ 4222222222, J\ 3333222222,$
13	11	2	$A\ 32222222222$
14	2	9	$A\ 13.2, I\ 12.4, I\ 11.6, I\ 10.8$
14	3	8	$A\ 12.22, C\ 11.44, L\ 10.64, K_1\ 984, K_1\ 966$
14	4	7	$A\ 11.222, C\ 10.444, K_1\ 9644, L\ 8844, L\ 8666$
14	5	6	$A\ 10.2222, C\ 94444, L\ 86444, F\ 77444, N\ 76666$
14	6	5	$A\ 922222, C\ 844444, E\ 764444, L\ 666644, J\ 665552$
14	7	4	$A\ 8222222, C\ 7444444, J\ 6644442, Q\ 6544444,$ $M\ 5555444$
14	8	4	$A\ 72222222, J\ 64444422, J\ 63333332, J\ 55444422,$ $K_1\ 54444444$
14	9	4	$A\ 622222222, J\ 544442222, J\ 533333222$
14	10	3	$A\ 5222222222, J\ 4444222222, J\ 4333322222$
14	11	2	$A\ 42222222222, J\ 33332222222$
14	12	2	$A\ 322222222222$
15	2	10	$A\ 14.2, I\ 13.4, I\ 12.6, I\ 11.8$
15	3	8	$A\ 13.22, C\ 12.44, K_1\ 11.64, K_1\ 10.84, L\ 10.66,$ $K_2\ 994, K_1\ 988$
15	4	8	$A\ 12.222, C\ 11.444, L\ 10.644, K_1\ 9844, K_1\ 9666$
15	5	7	$A\ 11.2222, C\ 10.4444, K_1\ 96444, L\ 88444, L\ 86666$
15	6	6	$A\ 10.22222, C\ 944444, L\ 864444, K_2\ 774444, J\ 766662,$ $K_1\ 766644, O\ 765554$
15	7	5	$A\ 9222222, C\ 8444444, P\ 7644444, L\ 6666444, J\ 6655522$
15	8	4	$A\ 82222222, J\ 74444442, B\ 73333333, J\ 66444422,$ $J\ 65444442, L\ 64444444, R\ 55554443, S\ 55544444$
15	9	4	$A\ 722222222, J\ 644444222, J\ 633333322, J\ 554444222,$ $K_1\ 544444444$
15	10	4	$A\ 6222222222, J\ 5444422222, J\ 5333332222$
15	11	3	$A\ 52222222222, J\ 44442222222, J\ 43333222222$
15	12	2	$A\ 422222222222, J\ 333322222222$
15	13	2	$A\ 3222222222222$



In this paper we frequently use two results of ref. 4. Hence we repeat these results in the following two theorems.

**Theorem 1** (ref. 4, theorem 12)

For any  $k \in \mathbb{N}$  and nonincreasing  $s \in \mathbb{N}^k$  we have that

$$n^{\text{ex}}(s_1, \dots, s_k) \geq s_i + n(\hat{s}_1, \dots, \hat{s}_{i-1}, \hat{s}_{i+1}, \dots, \hat{s}_k)$$

holds for any  $i \in \{1, \dots, k\}$ , where

$$\hat{s}_j := \begin{cases} s_j - \lfloor s_j/2 \rfloor & \text{for } j < i \\ \lceil s_j/2 \rceil & \text{for } j > i, \end{cases}$$

(where  $\lfloor x \rfloor$  denotes the largest integer smaller than or equal to  $x$ , and  $\lceil x \rceil$  denotes the smallest integer larger than or equal to  $x$ ).

**Theorem 2** (ref. 4, corollary 14)

For any  $k \in \mathbb{N}$  and any nonincreasing  $s \in \mathbb{N}^k$ , the function  $n(s)$  satisfies the following inequalities,

- $n(s_1, s_2, \dots, s_k) \geq s_1 + n(\lceil s_2/2 \rceil, \dots, \lceil s_k/2 \rceil),$
- $n(s_1, s_2, \dots, s_k) \geq \sum_{i=1}^k \lceil s_i/2^{i-1} \rceil.$

**Construction A**

For  $n, k \in \mathbb{N}$ ,  $n \geq k + 1$ , the  $k$  by  $n$  matrix

$$\left[ \begin{array}{c|c} I_k & \begin{bmatrix} 11111 \dots 111 \\ 1 \\ : \\ 0_{k-1, n-k-1} \\ : \\ 1 \end{bmatrix} \end{array} \right] \quad (1)$$

is a generator matrix of an optimal binary  $[n, k, (n - k + 1, 2, 2, \dots, 2)]$  code ( $I_k$  denotes the identity matrix of order  $k$ ,  $0_{k-1, n-k-1}$  denotes the all-zero  $k - 1$  by  $n - k - 1$  matrix).

**Proof**

It is easy to check that the parameters of the code are correct. Furthermore by theorem 2b the length of a  $k$ -dimensional binary code with separation vector  $(n - k + 1, 2, 2, \dots, 2)$  is at least  $n$ , and with separation vector larger than  $(n - k + 1, 2, 2, \dots, 2)$  is at least  $n + 1$  (by  $s > t$  ( $s$  larger than  $t$ ) we mean  $s \geq t$ ,  $s \neq t$ ).



### Construction B

For  $k \in \mathbb{N}$ ,  $k \geq 4$ , the  $k$  by  $2k - 1$  matrix

$$\left[ \begin{array}{c|c|c} 00\dots\dots 0 & 11\dots\dots 1 & 0 \\ \hline & & 1 \\ I_{k-1} & I_{k-1} & 1 \\ & & \vdots \\ & & 1 \end{array} \right] \quad (2)$$

is a generator matrix of an optimal binary  $[2k - 1, k, (k - 1, 3, 3, \dots, 3)]$  code.

### Proof

It is easy to verify that the parameters of the code are correct. By theorem 2b, we have that the length of a  $k$ -dimensional binary code with separation vector  $(k - 1, 3, 3, \dots, 3)$  is at least  $2k - 1$ . Application of theorem 2b to a  $k$ -vector  $s$  with  $s_1 \geq k$  and  $s_i \geq 3$  for  $i = 2, \dots, k$  shows that  $n(s) \geq 2k$ . Application of the theorems 1 and 2 to a  $k$ -vector  $s$  such that  $s_1 = k - 1$ ,  $s_2 \geq 4$ ,  $s_i \geq 3$  for  $i = 3, \dots, k - 1$ , and  $s_k = 3$  shows that

$$\begin{aligned} n^{\text{ex}}(s) &\geq 3 + n(s_1 - 1, \dots, s_{k-1} - 1) \\ &\geq 3 + s_1 - 1 + n(\lceil (s_2 - 1)/2 \rceil, \dots, \lceil (s_{k-1} - 1)/2 \rceil) \\ &\geq 3 + k - 2 + \underbrace{n(2, 1, 1, \dots, 1)}_{k-2} \\ &\geq 3 + k - 2 + k - 1 = 2k. \end{aligned}$$

Furthermore it is not difficult to check that a binary  $[2k - 1, k, (k - 1, 4, 4, \dots, 4)]$  code does not exist. Finally, by theorem 2b the length of a  $k$ -dimensional binary code with a separation vector of at least  $(k - 1, 5, 4, 4, \dots, 4)$  is at least  $2k$ . These observations show that the code in construction B is optimal.

### Construction C

For  $n, k \in \mathbb{N}$ ,  $n \geq \max\{2k, k + 4\}$ , the  $k$  by  $n$  matrix

$$\left[ \begin{array}{c|c|c|c} 00\dots\dots 0 & 11\dots\dots 1 & 11\dots 1 & 10 \\ \hline & & & 11 \\ I_{k-1} & I_{k-1} & 0 & 11 \\ & & & \vdots \\ & & & 11 \end{array} \right] \quad (3)$$

is a generator matrix of an optimal binary  $[n, k, (n - k, 4, 4, \dots, 4)]$  code.



# Some constructions of optimal binary linear unequal error protection codes

## *Proof*

Similar to the proof of construction A.

## *Construction D*

For  $p, q \in \mathbb{N}$ ,  $p \geq q \geq 2$ , the  $p + q + 2$  by  $2p + 3q + 3$  matrix

$$\begin{bmatrix}
 00 \dots 0 & 1110 & 11 \dots 1 & 00 \dots 0 & 11 \dots 1 \\
 00 \dots 0 & 1101 & 00 \dots 0 & 11 \dots 1 & 11 \dots 1 \\
 \hline
 & 0101 & & & \\
 & 0101 & I_p & 0 & 0 \\
 & \vdots & & & \\
 & \vdots & & & \\
 & 0101 & & & \\
 \hline
 & 1010 & & & \\
 & 1010 & 0 & I_q & 0 \\
 & \vdots & & & \\
 & 1010 & & & 
 \end{bmatrix}
 \quad (4)$$

is a generator matrix of an optimal binary

$$[2p + 3q + 3, p + q + 2, (p + q + 2, 2q + 2, 4, 4, \dots, 4)]$$

code.

## *Proof*

Similar to the proof of construction A.

## *Construction E*

For  $p, q, r \in \mathbb{N}$ ,  $p \geq 3$ ,  $r \geq 2$ ,  $q \geq r - p + 2$ , the  $p$  by  $(2p + q + 2r - 4)$  matrix

$$\begin{bmatrix}
 11 \dots 1 & 00 \dots 0 & 11 \dots 1 & 00 \dots 0 & 11 \dots 1 \\
 00 \dots 0 & 00 \dots 0 & 11 \dots 1 & 11 \dots 1 & 00 \dots 0 \\
 \hline
 I_{p-2} & I_{p-2} & 1 & 1 & \\
 & & 1 & 1 & \\
 & & \vdots & \vdots & 0 \\
 & & \vdots & \vdots & \\
 & & 1 & 1 & 
 \end{bmatrix}
 \quad (5)$$

is a generator matrix of an optimal binary

$$[2p + q + 2r - 4, p, (p + q + r - 2, 2r, 4, 4, \dots, 4)]$$

code.



*Proof*

Similar to the proof of construction A.

*Construction F*

For  $p, q \in \mathbb{N}$ ,  $p \geq 3$ ,  $q \geq 2$ ,  $q \geq p - 2$ , the  $p$  by  $p + 3q$  matrix

$$\left[ \begin{array}{c|c|c|c|c} 00\dots 0 & 11\dots 1 & 11\dots 1 & 00\dots 0 & 11\dots 1 \\ 00\dots 0 & 11\dots 1 & 00\dots 0 & 11\dots 1 & 11\dots 1 \\ \hline I_{p-2} & I_{p-2} & \begin{array}{c} 1 \\ 1 \ 0 \\ \vdots \\ 1 \end{array} & \begin{array}{c} 1 \\ 1 \ 0 \\ \vdots \\ 1 \end{array} & 0 \\ \hline & & \xleftarrow{q+1} & \xleftarrow{q+1} & \xleftarrow{q-(p-2)} \end{array} \right] \quad (6)$$

is a generator matrix of an optimal binary

$$[p + 3q, p, (2q + 1, 2q + 1, 4, 4, \dots, 4)]$$

code.

*Proof*

Similar to the proof of construction A.

*Construction G*

For  $p \in \mathbb{N}$ , the  $2p$  by  $4p$  matrix

$$\left[ \begin{array}{c|c|c|c} 00\dots\dots 0 & 1110 & 11\dots 1 & 00\dots 0 \\ 00\dots\dots 0 & 1101 & 00\dots 0 & 11\dots 1 \\ \hline & 1010 & & \\ & \vdots & 0 & I_{p-1} \\ & 1010 & & \\ \hline & 0101 & & \\ & \vdots & I_{p-1} & 0 \\ & 0101 & & \end{array} \right] \quad (7)$$

is a generator matrix of a binary  $[4p, 2p, (p + 2, p + 2, 4, 4, \dots, 4)]$  code. For  $p = 2, 3$  the codes are optimal, but in general they are not.

In ref. 6 the codes from construction G are treated extensively, the weight enumerators and automorphism groups are determined completely and a majority logic decoding method for these codes is given. For  $p = 3$  we obtain a  $[12, 6, (5, 5, 4, 4, 4, 4)]$  optimal LUEP code. By deleting the row and column pairs  $(6, 4)$ ,  $(5, 3)$  and  $(4, 2)$  successively we obtain  $[11, 5, (5, 5, 4, 4, 4)]$ ,  $[10, 4, (5, 5, 4, 4)]$  and  $[9, 3, (5, 5, 4)]$  optimal LUEP codes respectively.



# Some constructions of optimal binary linear unequal error protection codes

## Construction H

For  $p \in \mathbb{N}$ ,  $p \geq 3$ , the  $(p+2)$  by  $(4p+1)$  matrix

$$\begin{bmatrix} 00\dots 0 & 11\dots 1 & 11\dots 1 & 00\dots 0 & 0 \\ 00\dots 0 & 11\dots 1 & 00\dots 0 & 11\dots 1 & 0 \\ \hline I_p & I_p & I_p & I_p & \begin{matrix} 1 \\ 1 \\ \vdots \\ 1 \end{matrix} \end{bmatrix} \quad (8)$$

is a generator matrix of a length-optimal binary

$$[4p+1, p+2, (2p, 2p, 5, 5, \dots, 5)]$$

LUEP code.

## Proof

It is easy to check that the code has the given parameters. By theorem 2b the length of a  $(p+2)$ -dimensional binary code with separation vector  $(2p, 2p, 5, 5, \dots, 5)$  is at least  $4p+1$ .

For  $p=3$  this construction gives a  $[13, 5, (6, 6, 5, 5, 5)]$  optimal LUEP code. Furthermore table I refers to the following trivial constructions.

## Construction I

For  $p, q \in \mathbb{N}$ ,  $p > q$ , the 2 by  $(p+2q)$  matrix

$$\begin{bmatrix} 11\dots\dots 1 & 00\dots\dots 0 & 11\dots\dots 1 \\ 00\dots\dots 0 & 11\dots\dots 1 & 11\dots\dots 1 \\ \hline \xleftarrow{p} & \xleftarrow{q} & \xleftarrow{q} \end{bmatrix} \quad (9)$$

is a generator matrix of an optimal binary  $[p+2q, 2, (p+q, 2q)]$  LUEP code.

## Construction J

If the matrix  $G_1$  has separation vector  $s(G_1)$  such that  $s(G_1)_k \geq 2$ , then the matrix

$$G_2 = \begin{bmatrix} 0 & & & & \\ 0 & & & & \\ \vdots & & G_1 & & \\ \vdots & & & & \\ 0 & & & & \\ \hline 1 & 100000\dots\dots\dots 0 \end{bmatrix} \quad (10)$$

has separation vector  $s(G_2) = (s(G_1), 2)$ .



*Construction  $K_i$* 

If the matrix  $G_1$  has separation vector  $s(G_1)$  then the matrix

$$G_2 := [G_1 | e_i], \quad (11)$$

where  $e_i$  is the vector with a 1 on the  $i^{\text{th}}$  position and zeros elsewhere, has separation vector  $s(G_2) = s(G_1) + e_i$ .

The following theorem can be used to determine whether construction  $K_i$  gives an optimal code.

**Theorem 3**

If  $s$  is such that for all  $t \geq s$ ,  $t \neq s$ , it holds that  $n(t) > n(s)$  and if  $G$  is a generator matrix of a binary optimal  $[r + n(s), k, (r, 2s)]$  code, then the code generated by  $[G | \underbrace{e_1 | e_1 | \dots | e_1}_t]$  is a binary optimal  $[r + t + n(s), k, (r + t, 2s)]$  code for  $t$  in  $\mathbb{N}$  arbitrary.

*Proof*

Let  $s$  and  $G$  fulfill the conditions mentioned above. By theorem 2a we have that

- a)  $n(r + t, 2s) \geq r + t + n(s)$ .
- b)  $n(r + t + 1, 2s) \geq r + t + 1 + n(s) > r + t + n(s)$ .
- c)  $n(r + t, 2s + u) \geq r + t + n(\lceil s_1 + u_1/2 \rceil, \dots, \lceil s_{k-1} + u_{k-1}/2 \rceil) \geq r + t + 1 + n(s)$  for  $u \geq 0$ ,  $u \neq 0$ .

Combination of a), b) and c) shows that the code generated by  $[G | \underbrace{e_1 | e_1 | \dots | e_1}_t]$  is optimal.

*Construction L*

Adding an overall parity-check bit to a binary  $[n, k, s = (s_1, \dots, s_k)]$  code gives a binary  $[n + 1, k, s' = (2\lceil (s_1 + 1)/2 \rceil, \dots, 2\lceil (s_k + 1)/2 \rceil)]$  code.

Sporadic constructions referred to in table I are the following.

*Construction M*

The 7 by 14 matrix

$$\begin{bmatrix} 00011111000000 \\ 00011000111000 \\ 00010100100101 \\ 00001010010011 \\ 00110001100000 \\ 01001010001000 \\ 10000000000111 \end{bmatrix} \quad (12)$$



### Some constructions of optimal binary linear unequal error protection codes

is a generator matrix of an optimal binary  $[14,7,(5,5,5,5,4,4,4)]$  LUEP code. Deleting the first column and the last row from the matrix in (12) gives an optimal binary  $[13,6,(5,5,5,5,4,4)]$  code. Deleting the first two columns and the last two rows from the matrix in (12) gives an optimal binary  $[12,5,(5,5,5,5,4)]$  LUEP code.

#### *Construction N*

Application of [5,construction 1] with  $m = 1$ ,  $q = 2$  and  $G_1$  a generator matrix of the  $[7,4,(3,3,3,3)]$  Hamming code gives an optimal binary  $[14,5,(7,6,6,6,6)]$  LUEP code.

#### *Construction O*

The 6 by 15 matrix

$$\begin{bmatrix} 000011111000111 \\ 000000000111111 \\ 100011000100100 \\ 010010100010010 \\ 001010010001001 \\ 000100001001001 \end{bmatrix} \quad (13)$$

is a generator matrix of an optimal binary  $[15,6,(7,6,5,5,5,4)]$  LUEP code.

#### *Construction P*

The 7 by 15 matrix

$$\begin{bmatrix} 000001111111000 \\ 0000011110000111 \\ 100001001000100 \\ 010001001000010 \\ 001000100100001 \\ 000100100010001 \\ 000010100001001 \end{bmatrix} \quad (14)$$

is a generator matrix of an optimal binary  $[15,7,(7,6,4,4,4,4,4)]$  LUEP code.

#### *Construction Q*

By deleting the 8<sup>th</sup> column from the matrix in (14) we obtain a generator matrix of an optimal binary  $[14,7,(6,5,4,4,4,4,4)]$  code.

#### *Construction R*

The 8 by 15 matrix



$$\left[ \begin{array}{c|c} 0 & \\ 0 & \\ 0 & \\ 0 & \\ 0 & \\ 0 & \\ 0 & \\ 0 & \\ \hline 1 & 00000100010000 \end{array} \right] \quad G \quad (15)$$

where  $G$  is the matrix in (12), is a generator matrix of an optimal binary  $[15,8,(5,5,5,5,4,4,4,3)]$  LUEP code.

#### Construction S

The 8 by 15 matrix

$$\left[ \begin{array}{c} 100000001100110 \\ 010000001010101 \\ 001000001001111 \\ 000100000110100 \\ 000010001110000 \\ 000001001101000 \\ 000000101011000 \\ 000000010111000 \end{array} \right] \quad (16)$$

is a generator matrix of an optimal binary  $[15,8,(5,5,5,4,4,4,4,4)]$  LUEP code.

#### REFERENCES

- <sup>1)</sup> L. A. Dunning and W. E. Robbins, Inform. Contr. **37**, 150 (1978).
- <sup>2)</sup> F. J. MacWilliams and N. J. A. Sloane, The theory of error-correcting codes, North-Holland Mathematical Library, Amsterdam, Vol. 16, 1978.
- <sup>3)</sup> W. J. van Gils, EUT-Rep. 82-WSK-02, Department of Mathematics and Computing Science, Eindhoven University of Technology, Eindhoven, The Netherlands, June 1982.
- <sup>4)</sup> W. J. van Gils, IEEE Trans. Inform. Theory **IT-29**, 866 (1983).
- <sup>5)</sup> W. J. van Gils, IEEE Trans. Inform. Theory **IT-30**, 544 (1984).
- <sup>6)</sup> L. M. H. E. Driessen, IEEE Trans. Inform. Theory **IT-30**, 392 (1984).



# Exhibit C



Volume 24

Number 2

April 1988

# PHILIPS TECHNICAL REVIEW

256-kbit SRAM

Expert system

Optical recording

UNIVERSITY OF CALIFORNIA  
AT LOS ANGELES

JUN 16 1988

PHYSICS LIBRARY

IPR2018-1357

HTC-EX 1052 Page 33



# REVIEW

256-kbit SRAM  
Expert system  
Optical recording

UNIVERSITY OF CALIFORNIA  
AT LOS ANGELES

JUN 08 1988

PHYSICS LIBRARY

PH



Philips Technical Review (ISSN 0031-7926) is published by Philips Research Laboratories, Eindhoven, the Netherlands, and deals with the investigations, processes and products of the laboratories and other establishments that form part of or are associated with the Philips group of companies. In the articles the associated technical problems are treated along with their physical or chemical background. The Review covers a wide range of subjects, each article being intended not only for the specialist in the subject but also for the non-specialist reader with a general technical or scientific training.

The Review appears in English and Dutch editions; both are identical in contents. There are twelve numbers per volume, each of about 32 pages. An index is included with each volume and indexes covering ten volumes are published (the latest one was included in Volume 40, 1982).

Editors:

Dr J. W. Broer  
Dipl.-Phys. R. Dockhorn, Editor-in-chief  
Dr E. Fischmann  
Dr J. L. Sommerdijk  
Ir N. A. M. Verhoeckx  
Dr M. H. Vincken  
Ir F. Zuurveen

Editorial assistants:

H. A. M. Lempens  
J. H. T. Verbaant

English edition:

D. A. E. Roberts, B.Sc., M. Inst. P., M.I.T.I.

© N.V. Philips' Gloeilampenfabrieken, Eindhoven, the Netherlands, 1988.  
Articles may be reproduced in whole or in part provided that the source 'Philips Technical Review' is mentioned in full; photographs and drawings for this purpose are available on request. The editors would appreciate a complimentary copy.



# PHILIPS TECHNICAL REVIEW

Volume 44, No. 2, April 1988

## Contents

<b>256-kbit SRAM: an important step on the way to submicron IC technology</b>	33
J. J. J. Bastiaens and W. C. H. Gubbels <i>Shrinking details and growing memories call for greatly modified technology</i>	
<b>Then and now (1938-1988)</b>	43
<b>EXPERTISE: an expert system for infrared spectrum evaluation</b>	44
T. Blaffert <i>The automation of methods of chemical analysis can save the chemist much time and trouble</i>	
<b>Future trends in optical recording</b>	51
G. E. Thomas <i>This overview shows that the main challenges will be increasing storage densities on the disc and speeding up reading and writing</i>	
<b>Scientific publications</b>	58

IPR2018-1557

HTC EX1052, Page 36




## Future trends in optical recording

G. E. Thomas

*The text of the article below is largely taken from the invited paper that the author presented at the International Symposium on Optical Memory 1987, held in Tokyo from the 16th to the 18th of September 1987. In this article he describes the most important trends that can be recognized today in the field of optical recording. Besides the well-known audio Compact Disc ('CD'), the LaserVision disc and the Digital Optical Recording ('DOR') disc for data storage, there will be new applications in the future, especially if erasable optical recording becomes a practical reality.*

### Introduction

It is undoubtedly only a coincidence that the symposium for which this material was originally put together coincided with the fifteenth anniversary of the first public demonstration of optical recording, in September 1972 at Philips Research Laboratories in Eindhoven. To resurrect a cliché, it will be clear to all who have been involved in optical recording<sup>[1]</sup> that the field has been characterized during its brief history by turbulent and, at times, explosive growth. Industrially, the field of optical recording is a curious mixture of extremely successful consumer applications, such as the video disc and — in particular — the Compact Disc, and professional data-storage applications in which the major breakthrough in the market is avidly predicted but still awaited. The word 'curious' has been deliberately chosen here, since the two outstanding advantages of optical disc recording — the high storage capacity per unit area and the random-access capabilities — which could be expected to ensure its breakthrough in the professional area, have not yet led to that goal. On the other hand, these advantages have been quite successfully exploited in the products for consumer entertainment. Against this background, it is clear that it is very difficult to pre-



**Fig. 1.** An optical recording system consists of three main components: the optical disc, the arm and the motor. The information on the optical disc is contained in microscopically small optical details arranged on the disc in a spiral path, rather than in a conventional audio disc. These details are 'scanned' by a beam of light, from a semiconductor laser, which is reflected from the surface of the disc on to a detector. The arm contains all the facilities necessary for the light beam to follow the information track in the radial direction and for focusing the beam on to exactly the right position. The motor must always rotate the disc at the correct speed; in most optical recording systems this speed depends on the radial position of the arm. The unit containing the optical components is usually referred to as the 'light pen' of the system.

<sup>[1]</sup> G. Bouwhuis, J. Braat, A. Huijser, J. Pasman, G. van Rosmalen and K. Schouhamer Immink, *Principles of Optical Disc Systems*, Adam Hilger, Bristol 1985.



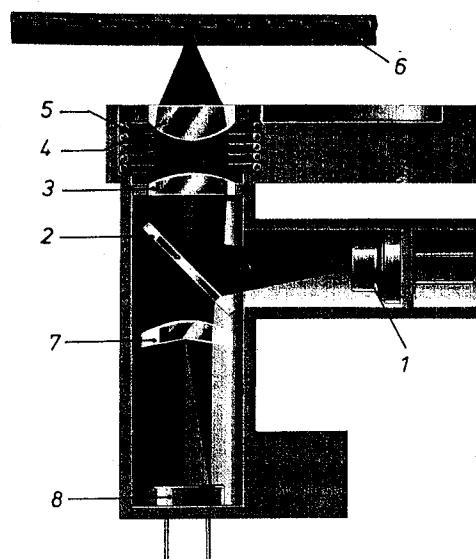


Fig. 2. Schematic drawing showing the most important components of the 'light pen' in an optical recording system. 1 semiconductor laser. 2 half-silvered mirror. 3 collimator lens, which makes the beam parallel. 4 objective lens for focusing the beam. 5 actuator, which determines the position of the objective lens. 6 optical disc. 7 beam-splitter. 8 detector for the beam reflected from the disc. The detector is in fact a multiple sensing device, and information about focusing and positioning of the beam with respect to the optical track on the disc is also obtained during the read-out. The variations in the light beam reflected from the disc can depend on various physical principles: differences in level ('pits') in a reflecting layer can give differences in intensity on reflection, differences in direction of magnetization of a recording film can affect the polarization of the reflected light ('magneto-optic recording'), or local differences in crystal structure can give differences in intensity on reflection ('phase-change recording').

dict future trends in optical recording. It is appropriate at this symposium to let the perceived requirements of sophisticated professional systems guide the predictions. However, it may well turn out that future adaptations of optical recording in the consumer area will provide much of the stimulus for new developments. In particular, the demands placed on storage systems for high-definition video signals are fairly stringent. There will certainly be a need for increased storage capacities and higher data-transfer rates.

As we look back on the brief history of optical recording systems, we can distinguish a number of research and development phases. The first phase was obviously concerned with investigating and defining the basic strategies to be followed in designing the optics, servomechanisms, coding and modulation methods, electronics and media for both analog (video)

and digital (CD) read-only systems [1]–[3]. The following major surge in activity dealt with the development of media that were suitable for recording [4]–[6] and the associated investigation of higher-power laser technology and modulation methods adapted to these media. The current widespread efforts in the technology of erasable recording (based on both magneto-optics and amorphous/crystalline phase-change strategies) represent the third major development phase in optical recording [7] [8].

It is safe to predict that future developments will mainly centre on improvement of the existing systems, both in terms of a significantly higher storage density and of higher data rates. An improvement in the total performance assumes an improvement in the individual optical recording subsystems, from the laser to the disc itself; see *figs 1 and 2*.

### Coding

*Fig. 3* summarizes the current state of affairs with respect to storage density on optical media. In this figure, the bit density (in Mbit/cm<sup>2</sup>) for a number of current systems is plotted as a function of the spatial optical cut-off frequency ( $f_c = 2NA/\lambda$ ) for the optics and wavelengths used. As can be seen from the cluster of points in the lower left-hand corner, only one area of this diagram has been exploited to any degree. It is clear that the current situation is determined by the availability of semiconductor lasers in the wavelength range from 720 to 820 nm and by the relative ease of mass-producing diffraction-limited optics with a numerical aperture of 0.4 to 0.5. The spread in bit density is a measure of the effectiveness of various modulation methods in exploiting the characteristics of the optical recording channel. It is also interesting to note that the current CD system [2], in which pulse-length modulation is used, has already attained a respectable data density. If, in a hypothetical experiment, we go from the analog frequency-modulation methods like those used in video-disc systems (e.g. for PAL signals) to the digital domain via a conversion with 8 bits per pixel, we obtain a similar relatively high storage density. Both systems exploit the high accuracy with which the leading or trailing edges (or both) of optical effects on a disc can be located to encode the data stream.

Detailed investigations of the signal characteristics of the optical recording channel have only been made comparatively recently [9]. Such investigations require sophisticated optical recorders and signal-processing facilities. The channel capacity is ultimately limited by noise. For the present, however, the capacity is mainly limited by intersymbol interference and crosstalk. As better quantitative measurement techniques become



available, so that the properties of various media (replicated, write-once and erasable) can be characterized in more detail, it is becoming increasingly probable that advanced coding and modulation strategies will lead to an increase in the bit density. This could amount to a factor of 4 to 5 with respect to the present situation.

An indication of some future trends is given in fig. 3. Starting with the characteristics of the CD system, for example, and assuming that noise is not the chief capacity-limiting factor of the channel, then the achievable bit density should increase with the square of the cut-off frequency. A number of reference lines (dashed) are shown for optics with a larger numerical aperture and for shorter recording wavelengths (possibly obtained by frequency doubling). The feasibility of the various combinations will be discussed briefly below.

Finally, fig. 3 shows the bit density resulting from a model calculation of the performance of the optical recording channel, based on the assumption that Gaussian white noise forms the ultimate limitation. This ultimate performance (it is proportional to  $f_c^{3/2}$ ) is the theoretical limit for diffraction-limited optics. As can be seen, a considerable gap exists with respect to the current systems. It is unrealistic to presume that this gap can ever be completely eliminated, since practical considerations such as manufacturing tolerances and the like remain. Nevertheless, a combination of tactics (i.e. improving the coding techniques in combination with a higher  $f_c$ ) will undoubtedly offer prospects of achieving recording densities that are higher by at least an order of magnitude.

### Lasers

The future trends in the development of semiconductor lasers for optical recording are fairly easy to predict. A subject of great importance at the moment is the development of lasers in the wavelength range around 800 nm with a high useful power output. The term 'useful' here relates to the power in a beam of sufficiently high quality for application in the light pen of an optical recording system. The lifetime and the feedback characteristics of these lasers<sup>[10]</sup> are also critical parameters. The trend is clearly towards the use of higher powers for advanced write-once and erasable materials. This is a natural consequence of the general desire to attain higher data rates in optical recording. Here, of course, developments in the field of laser arrays (see fig. 4) in which each laser can be independently modulated are eagerly awaited, since the possibilities of achieving higher data rates through the use of parallel recording are obvious.

A second hoped-for trend in lasers is the reduction of the wavelength. This can be achieved by making

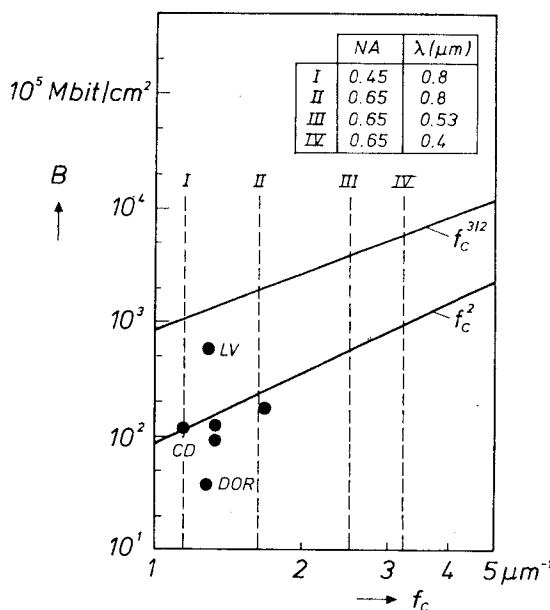


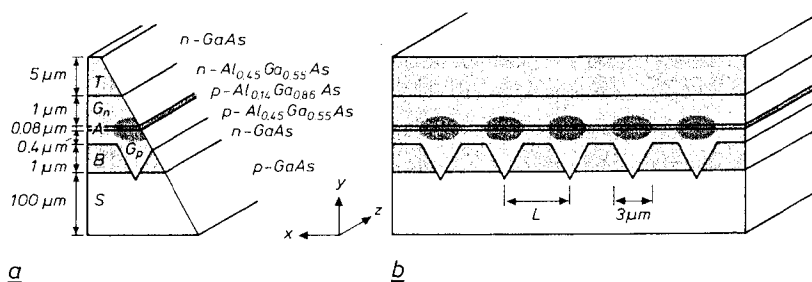
Fig. 3. Storage density  $B$  as a function of the spatial optical cut-off frequency  $f_c = 2NA/\lambda$ , where  $NA$  is the numerical aperture and  $\lambda$  is the wavelength of the light (in  $\mu\text{m}$ ). The points represent the current state of the technology for a number of existing systems, such as Compact Disc (CD), LaserVision (LV) and Digital Optical Recording (DOR). The vertical dashed lines indicate  $f_c$  for particular combinations of  $NA$  and  $\lambda$ . The two sloping lines represent extrapolations, one based on the CD system, assuming a quadratic relation between  $f_c$  and  $B$ , the other on a model calculation of the noise-limited situation in which  $B$  is proportional to  $f_c^{3/2}$ .

- [2] Special issue on the Compact Disc, Philips Tech. Rev. 40, 149-180, 1982.
- [3] H. C. Haverkorn van Rijsewijk, P. E. J. Legierse and G. E. Thomas, Manufacture of LaserVision video discs by a photopolymerization process, Philips Tech. Rev. 40, 287-297, 1982; J. G. Kloosterboer, G. J. M. Lippits and H. C. Meinders, Photopolymerizable lacquers for LaserVision video discs, Philips Tech. Rev. 40, 298-309, 1982.
- [4] G. C. Kenney *et al.*, An optical disk replaces 25 mag tapes, IEEE Spectrum 16, No. 2 (February), 33-38, 1979; K. Bulthuis *et al.*, Ten billion bits on a disk, IEEE Spectrum 16, No. 8 (August), 26-33, 1979; L. Vriens and B. A. J. Jacobs, Digital optical recording with tellurium alloys, Philips Tech. Rev. 41, 313-324, 1983/84.
- [5] D. J. Gravesteijn and J. van der Veen, Organic-dye films for optical recording, Philips Tech. Rev. 41, 325-333, 1983/84.
- [6] H. van Tongeren and M. Sens, Write-once phase-change recording in GaSb, Topical Meeting on Optical Data Storage, Technical Digest Series 1987, Vol. 10, (Optical Society of America, Washington D.C., 1987), pp. 50-53; D. J. Gravesteijn, H. M. van Tongeren, M. Sens, T. Bertens and C. J. van der Poel, Phase-change optical data storage in GaSb, Appl. Opt. 26, 4772-4776, 1987.
- [7] M. Hartmann, B. A. J. Jacobs and J. J. M. Braat, Erasable magneto-optical recording, Philips Tech. Rev. 42, 37-47, 1985.
- [8] D. J. Gravesteijn, New material developments for write-once and erasable phase-change optical recording, Topical Meeting on Optical Data Storage, Technical Digest Series 1987, Vol. 10, (Optical Society of America, Washington D.C., 1987), pp. 40-43; also published in Appl. Opt. 27, 736-738, 1988.
- [9] C. M. J. van Uijen, Measured performance of modulation strategies for digital optical recording media, Topical Meeting on Optical Data Storage, Technical Digest Series 1987, Vol. 10, (Optical Society of America, Washington D.C., 1987), pp. 102-105.
- [10] B. H. Verbeek, D. Lenstra and A. J. den Boef, Noise due to optical feedback in semiconductor lasers, Philips Tech. Rev. 43, 292-302, 1987.



use of new materials for semiconductor lasers<sup>[11]</sup>. Another way of doing this is to use the method of frequency doubling briefly mentioned earlier. A large world-wide effort is being devoted to frequency-doubled laser systems in which second harmonics are generated in nonlinear materials. The relative ease of producing III-V laser-pumped Nd:YAG lasers, in which frequency-doubling is applied to give a wavelength of 530 nm, has stimulated the search for similar techniques for versions of the 800-nm semiconductor laser with direct-doubling and high power (at 400 nm). In view of the power densities that this would require from the III-V laser, it would be neces-

cal elements with a varying refractive index ('gradient index') has emerged as a viable technology. These new technologies have permitted the design and construction of light paths that are not only less expensive to manufacture, but are also relatively simple and light in weight. More recent developments in the area of light paths incorporating beam splitters based on grating operation will strengthen this trend. Finally, there are also the fascinating developments in integrated planar light paths and the use of holographic focusing techniques and optical-fibre technology. These are the forerunners of optical components that can easily be incorporated in high-performance actuators for use in



**Fig. 4.** *a)* Cross-section through the layer structure in a double-heterojunction semiconductor laser. On a substrate *S* of p-GaAs there are, in order, a current-isolating layer *B*, a confinement layer *G<sub>p</sub>*, an active layer *A*, in which the laser operation takes place, a confinement layer *G<sub>n</sub>* and a top layer *T*, to which contacts can be applied. The V groove etched into the current-isolating layer ensures that the current injected into the structure in the *y*-direction is confined in the *x*-direction. Dimensions and compositions of the various layers are indicated in the figure. The laser light is generated in the grey region and propagates in the *z*-direction. The length of the layer structure in the *z*-direction is much greater than the transverse dimension of the structure. *b)* A number of such lasers placed next to one another form a laser array. If the spacing *L* is large, the lasers can operate independently of one another, and at a spacing of say 150 μm they can in principle be modulated independently, which is useful for parallel recording. If *L* is small (e.g. 5 μm), a composite laser with an increased power is formed because of phase coupling.

sary to consider the application of phase-coupled laser arrays (fig. 4). Success in this area would mean a breakthrough in achievable storage densities, although such a breakthrough would have to be accompanied by a great deal of development activity in recorder optics and on media that can be used in the 400-nm range.

### Optics and actuators

The growth of optical recording into the mass market in the consumer area has given an enormous stimulus to the optical industry. It has led to the development of various techniques for the mass production of inexpensive, high-quality optics. These techniques include the hybrid polymer-on-glass replication process and the precision moulding of glass and plastics for the production of aspheric collimator and objective lenses<sup>[12]</sup>; see fig. 5. In addition, the use of opti-

systems in which the speed of rotation of the disc is increased for high-data-rate applications and in which the random-access facility is greatly improved.

Another challenge is that of the investigation of the strengths and weaknesses of the various modern optical technologies when they are combined with the predicted trends noted earlier towards higher numerical apertures and shorter laser wavelengths.


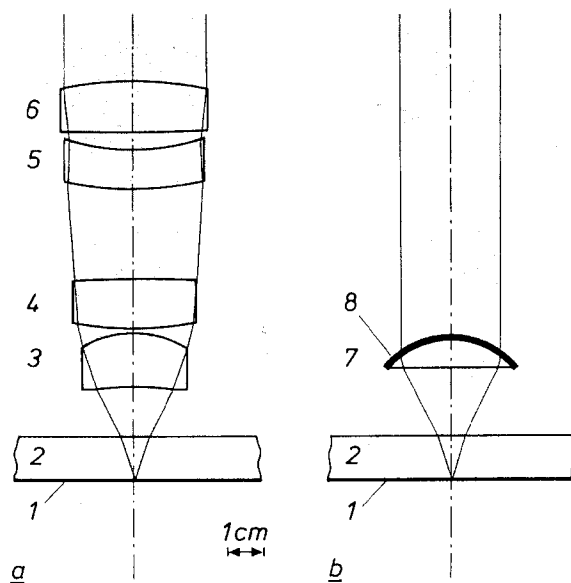
In the past the servo technology required for dynamic positioning to submicron accuracy has often been called the Achilles heel of optical recording. But now many authorities in this field agree that new servo techniques being developed, new actuator concepts<sup>[13]</sup> (see fig. 6) and new electronic possibilities will allow this area to keep pace with developments in the other subsystems. In other words, the control systems for optical recorders should not form a bottleneck for foreseeable developments in high-performance systems.



### Recording media

Of the developments in the various subsystems associated with optical-recording technology, those in the recording media are the most diverse. Using the obvious subdivision of replicated, write-once and erasable discs, some general trends can be predicted.

Replicated media<sup>[3]</sup> will undoubtedly maintain their current status as carriers of information intended for large-scale distribution. In view of this, the



c

Fig. 5. In optical recording an objective lens focuses the laser beam on to the recording layer (1) on the 'reverse' side of the transparent optical disc (2). If the consequences of the lens aberrations are to be kept within acceptable limits, something other than a single *spherical* lens must be used. a) One known solution is to use a number of lenses (3 to 6), as in the classical microscope objective. The objective shown here has a numerical aperture of 0.45, and with its mount it weighs about 1.5 grams. b) If an *aspheric* lens is used it is possible to obtain an optically equivalent objective made in one piece and weighing only 20 mg. A lens of this type can be made by the 'polymer-on-glass' replication technology. A thin layer of polymer is applied to a spherical glass preform (7)<sup>[11]</sup>. The thickness of the polymer coating (8) is not constant, but is varied in an accurately predetermined way from 0 to 14  $\mu\text{m}$  to produce a high-quality aspheric lens. c) Photograph of an aspheric lens made in this way.




Fig. 6. Like any other rigid body, an objective lens has six degrees of freedom: three orthogonal translations and three rotations. In the actuators now in use only two or three degrees of freedom are normally employed (they are called 2D or 3D actuators). A recent development has led to the 5D actuator shown here, in which the objective lens 'floats' freely surrounded by six separate banana-shaped coils that can control all five of the relevant degrees of freedom (rotation about the axis of symmetry of the lens is irrelevant). The actual lens has a diameter of 3 mm, and is fixed in a permanent-magnet ring with a diameter of 5.5 mm. It can be moved 2 mm in the vertical direction and 1 mm in two perpendicular horizontal directions. The complete actuator is mounted on an arm that can be used to give larger displacements.

necessity to define widely accepted system standards for this area will preclude unlimited diversification in the types of replicated discs. The pattern of development here will tend towards reduction of costs and improvement in quality — where quality means fewer inherent errors on the disc itself. The development of simpler mastering techniques and cost-effective replication technologies for the production of limited series of discs would improve market penetration in the areas of CD-ROM and CD-Audio. The development of new disc formats, which now range from 9 to 30 cm in diameter, will undoubtedly stabilize, since most application areas would now seem to be covered.

The prediction of the future trends in write-once media and systems is uncertain. Although there seems to be a niche in the marketplace for truly permanent

[11] See for example: Semiconductor laser for visible light, Philips Tech. Rev. 44, 23, 1988.

[12] J. Haisma, T. G. Gijsbers, J. J. M. Braat, W. Mesman, J. M. Oomen and J. C. Wijn, Aspherics, Philips Tech. Rev. 41, 285-303, 1983/84.

[13] G. E. van Rosmalen, A floating-lens actuator, paper TA7, Int. Symp. on Optical Memory (ISOM '87), Tokyo, Japan, Sept. 1987; also published in Jap. J. Appl. Phys. 26 (suppl. 26-4), 195-197, 1987.



archival information storage — a type of storage for which optical recording technology<sup>[4]</sup> offers unique possibilities — the further development of this market will become uncertain once erasable systems are widely available. Nevertheless, it should be mentioned that the signal characteristics of a number of proposed write-once systems — e.g. those using organic-dye

materials<sup>[6]</sup> and an amorphous-to-crystalline phase-change<sup>[6]</sup> — are so good that they rival replicated discs in quality. Although in the past the properties of some of the 'ablative' (hole-forming) write-once systems could deteriorate because of the inherent chemical instability of the materials, a number of the more recently developed systems no longer suffer from this problem, so that truly archival recordings can be made (fig. 7).

The coming years will see the introduction of erasable optical-recording products (fig. 8). It is generally conceded that magneto-optics<sup>[7]</sup> is in a very advanced state of development and that this technology will lead the way into the marketplace. This introduction has become a possibility because of the development in recent years of procedures for direct overwriting, of simpler systems for polarization read-out of the signals and of optical-disc technologies that circumvent the problems of the limited chemical stability of the magneto-optical thin films. A great deal of work world-wide is now being concentrated on assessing the limits of magneto-optics in terms of signal characteristics, compatibility with various special modulation methods and useful lifetime.

In addition to magneto-optics, considerable progress has been made in the past year in the development of recording systems in which writing and erasure depend on a reversible amorphous/crystalline phase change<sup>[8]</sup>; fig. 8b. It is now clear that phase-change recording is feasible — this technology is attractive because of its relative simplicity and reasonable compatibility with the recording and read-out methods for replicated and write-once discs — even though it is not as mature a technology as magneto-optics. A great deal of comparative assessment of the various proposed phase-change systems still has to be done. In some quarters, however, predictions are being made that erasable phase-change systems will one day match the signal quality of known advanced write-once systems and thus become the choice for future generations of high-performance optical recording.





Fig. 7. a) In 'ablative' write-once optical systems a 'hole' or 'pit' is formed in a recording layer by local heating with a laser beam. This photograph shows an example of digital optical recording in which a tellurium alloy is used as the recording layer. b) Example of ablative optical recording in which the recording layer is an organic dye. The photograph relates to analog optical recording, e.g. of video information. c) A modern alternative to ablative methods is based on the difference in optical properties between the amorphous and crystalline states of a material such as gallium antimonide. In this method a short pulse from a 'write' laser forms small domains with a crystalline structure in an amorphous layer. The result is extremely stable, both chemically and physically. It will therefore have a long life and be very suitable for archival recording. In the example of digital recording shown here the individual crystalline domains are so close together that they overlap. (In this figure and the next one the spacing between adjacent tracks is always about 1.6  $\mu\text{m}$ .)





**Fig. 8.** *a)* Magneto-optic effects can be used for erasable optical recording. A magnetic recording layer is initially magnetized perpendicular to the surface; a laser can then be used in conjunction with a constant external magnetic field to reverse the direction of magnetization locally. Read-out depends on the rotation of the plane of polarization of incident laser light. The information can be erased by irradiating with a laser beam in the presence of a constant external magnetic field, but now with the same direction as the original magnetization. *b)* A more recent development is erasable optical recording based on a reversible amorphous/crystalline phase change. Here the recording layer is of gallium antimonide or indium antimonide, doped with other elements. Initially the recording layer is in the *crystalline* state, and small *amorphous* domains can be created in it by heating rapidly with a laser beam to just above the melting point (the three 'black' areas in the upper right-hand corner of the photograph are amorphous domains). These have different reflection properties from the surrounding crystalline material. The crystalline structure can be restored by heating again with a laser beam to just below the melting point: this erases the stored information. Many erased domains can be identified in the photograph; their reflection properties are again the same as for the surrounding material.

As the demands for extremely high storage densities increase, the search for new optical recording systems that meet the requirements will continue. In addition to the developments mentioned above — which we can assess reasonably well in the light of the knowledge we now have — entirely new methods will undoubtedly emerge. It is almost certain that older ideas such as multilevel recording will be reinvestigated. New techniques such as 'spectral hole burning', in which the optical properties of a recording layer are modified wavelength-selectively and the bit density can increase by several orders of magnitude, offer exciting prospects. In this short summary the emphasis

has been on the evolution of current systems to higher-performance systems. But in a field as young as optical recording we should not discount the probability of a revolution leading to entirely new possibilities.

**Summary.** The relatively short history of optical recording can be divided into a number of periods. First there is the development of the basic read-only systems that are intended for playing replicated discs, then come the systems and media that can also be used for recording, and finally there is the appearance of erasable optical recording. The future challenge will be to develop systems with higher densities and higher data rates. This article looks at the resultant consequences for the subsystems of optical recording — from laser to disc.