





**Exhibit 2006**  
**Claim Chart to**  
**U.S. Patent No. 9,402,190 for FCC ID RSNM5000**  
For Claims 1-4, 6, 8, 18, 19, 20, 24

Claim 1	FCC ID RSNM5000 (Force 5)
<p>A radio frequency signal booster comprising:</p>	<p>The FCC approved SureCall's Force 5, FCC ID RSNM5000, on April 30, 2012. The Force 5 product certified under FCC ID RSNM5000 is a radio frequency signal booster.</p> <p>A photo of the Force 5, as submitted to the FCC, is reproduced below.</p>  <p>Ex. 2008 at 2.</p>


Claim 1	FCC ID RSNM5000 (Force 5)
<p>a printed circuit board (PCB) comprising:</p>	<p>The Force 5 has a printed circuit board (PCB). The images below show the PCB for the Force 5 as submitted to the FCC.</p>  <p>Ex. 2008 at 8.</p> <p>Based on the foregoing, this claim element is literally satisfied by the Force 5.</p>

Claim 1	FCC ID RSNM5000 (Force 5)
<p>a shared amplification path configured to provide amplification to at least a portion of a first downlink channel of a first frequency band and to provide amplification to at least a portion of a second downlink channel of a second frequency band,</p>	<p>The Force 5 has a shared amplification path configured to provide amplification to at least a portion of a first downlink channel of a first frequency band and to provide amplification to at least a portion of a second downlink channel of a second frequency band. The shared amplification path is shown in the schematic below. Specifically, the Force5 has three band-pass filters, labeled F5-F7 and [REDACTED] devices that pass the downlink channels of Bands XII and XIII and attenuate the uplink channels of Bands XII and XIII.</p>  <p>Ex. 2007 at 2. Based on the foregoing, this claim element is literally satisfied by the Force 5.</p>

Claim 1	FCC ID RSNCM5000 (Force 5)
<p>wherein the first frequency band and the second frequency band are different frequency bands,</p>	<p>The Force 5 has a first frequency band and second frequency band that are different frequency bands. As shown in the figure below, Band XII and Band XIII share a downlink amplification path and have different frequency bands. Band XIII has a downlink frequency band of 746-757 MHz. Band XII has a downlink frequency band of 728-746 MHz.</p> <p><b>1.1 Product Description for Equipment under Test (EUT)</b></p> <p>This test and measurement report was prepared on behalf of <i>Cellphone-Mate, Inc.</i> and their product <i>FCC ID: RSNCM5000</i>, model: <i>CM5000</i> or the "EUT" as referred to in this report. The EUT is a wireless, mobile and fixed (in-building), five-band bi-directional amplifier for enhancing the range of cell phones. A 50 <math>\Omega</math> n-type connector is used for connecting both outside and inside antenna to the amplifier. The uplink frequency bands are: 824-849 MHz, 1850-1910 MHz, 698-716 MHz, 776-787 MHz and 1710-1755 MHz. The downlink frequency bands are 869-894 MHz, 1930-1990 MHz, 728-746 MHz, 746-757 MHz, and 2110-2155 MHz. Modulation types are CDMA/EVDO, GSM, EDGE, WCDMA/HSPA, QPSK, 16QAM and 64QAM. The amplifier is contained in a metal case.</p> <p>Ex. 2008 at 20 (highlighted).</p> <p>Based on the foregoing, this claim element is literally satisfied by the Force 5.</p>

Claim 1	FCC ID RSNCM5000 (Force 5)
<p>wherein the shared amplification path comprises a first band pass filter configured to pass the at least a portion of the first downlink channel and the at least a portion of the second downlink channel,</p>	<p>The shared downlink amplification path in the Force 5 includes a first band-pass filter configured to pass the at least a portion of the first downlink channel and the at least a portion of the second downlink channel. The shared amplification path is shown in the schematic below with three band-pass filter(s) annotated in yellow below.</p>  <p>Ex. 2007 at 2 (annotated).</p> <p>Based on the foregoing, this claim element is literally satisfied by the Force 5.</p>

Claim 1	FCC ID RSNCM5000 (Force 5)
<p>wherein the shared amplification path is further configured to simultaneously boost both the at least a portion of the first downlink channel and the at least a portion of the second downlink channel,</p>	<p>The shared downlink amplification path in each of the Force 5 is further configured to simultaneously boost both the at least a portion of the first downlink channel and the at least a portion of the second downlink channel. The first and second downlink channels both pass through the same amplification path, as shown in the previous claim elements. This shared path simultaneously boosts at least a portion of the first and second downlink channels.</p> <p>Based on the foregoing, this claim element is literally satisfied by the Force 5.</p>
<p>wherein the first downlink channel and the second downlink channel are adjacent in frequency to one another,</p>	<p>The Force 5 has a first downlink channel and a second downlink channel that are adjacent in frequency to one another. Specifically, the first downlink channel is in the frequency band 728-746 MHz (Band XII) while the second downlink channel is in the frequency band 746-757 MHz (Band XIII). Thus, the channels are adjacent in frequency to one another.</p> <p>Based on the foregoing, this claim element is literally satisfied by the Force 5.</p>

Claim 1	FCC ID RSNCM5000 (Force 5)
<p>wherein the shared amplification path further comprises at least one amplifier.</p>	<p>The shared amplification path in the Force 5 comprises at least one amplifier. The schematic below shows multiple amplifiers (highlighted in green) in the shared downlink amplification path:</p>  <p>Ex. 2007 at 2 (annotated). Based on the foregoing, this claim element is literally satisfied by the Force 5.</p>

Claim 2	FCC ID RSNCM5000 (Force 5)
<p>The radio frequency signal booster of claim 1, wherein the first band-pass filter is further configured to attenuate both a first uplink channel of the first frequency band and a second uplink channel of the second frequency band.</p>	<p>The Force 5 satisfies the elements of Claim 1 for the reasons set forth above. Band-pass filters pass certain frequencies while attenuating other frequencies. Thus, band-pass filters in the shared downlink amplification path in Bands XII and XIII will pass the frequencies of those frequency bands and attenuate other frequencies. The shown signal paths above are the downlink channels for Band XII and Band XIII. Thus, the one or more additional band-pass filters are configured to attenuate other frequencies outside the desired downlink channels, such as uplink frequencies. Thus, the one or more additional band-pass filters are configured to attenuate the first uplink channel of the first frequency band (uplink channel Band XII) and the second uplink channel of the second frequency band (uplink channel of Band XIII).</p> <p>Based on the foregoing, this claim element is literally satisfied by the Force 5.</p>



Claim 3	FCC ID RSNCM5000 (Force 5)				
The radio frequency signal booster of claim 1, wherein the first downlink channel of the first frequency band comprises a Band XII downlink channel, and wherein the second downlink channel of the second frequency band comprises a Band XIII downlink channel.	The Force 5 satisfies the elements of Claim 1 for the reasons set forth above. Furthermore, Band XII, and Band XIII have the following uplink and downlink frequencies:				
	Frequency Band (MHz)				
		Band 12 / 13	Band 5	Band 2	Band 4
	Uplink	698 – 716 / 776 – 787	824 – 849	1850 – 1910	1710 – 1755
	Downlink	728 – 746 / 746 – 757	869 – 894	1930 – 1990	2110 – 2155
	See Ex. 1001 at 5:19-38 (listing the above table in narrative form).				
	The first downlink channel of the first frequency band comprises a Band XII downlink channel. The second downlink channel of the second frequency band comprises a Band XIII downlink channel.				
	Based on the foregoing, this claim element is literally satisfied by the Force 5.				

Claim 4	FCC ID RSNM5000 (Force 5)
The radio frequency signal booster of claim 3, wherein the first band-pass filter is further configured to pass at least a portion of a Band XII downlink channel having a frequency range of about 728 MHz to about 746 MHz,	<p>The Force 5 satisfies the elements of Claim 3 for the reasons set forth above. Furthermore, the Force 5 boosts frequencies in Band XII, the band-pass filter is configured to pass at least a portion of Band XII downlink channel. The Band XII downlink channel has the frequency range of 728-746 MHz.</p> <p>Based on the foregoing, this claim element is literally satisfied by the Force 5.</p>

Claim 4	FCC ID RSNM5000 (Force 5)
<p>wherein the first band-pass filter is further configured to attenuate a Band XII uplink channel having a frequency range of about 698 MHz to about 716 MHz,</p>	<p>The Force 5 boosts frequencies in Band XII and, as shown in the table above, the band-pass filter is configured to attenuate at least a portion of Band XII uplink channel. The Band XII uplink channel has the frequency range of 698-716 MHz.</p> <p>Based on the foregoing, this claim element is literally satisfied by the Force 5.</p>
<p>wherein the first band-pass filter is further configured to pass at least a portion of a Band XIII downlink channel having a frequency range of about 746 MHz to about 757 MHz,</p>	<p>The Force 5 boosts frequencies in Band XIII, and its band-pass filter is configured to pass at least a portion of Band XIII downlink channel. The Band XIII downlink channel has the frequency range of 746-757 MHz.</p> <p>Based on the foregoing, this claim element is literally satisfied by the Force 5.</p>
<p>wherein the first band-pass filter is further configured to attenuate a Band XIII uplink channel having a frequency range of about 776 MHz to about 787 MHz.</p>	<p>The Force 5 boosts frequencies in Band XIII, and its band-pass filter is configured to attenuate at least a portion of Band XIII uplink channel. The Band XIII uplink channel has the frequency range of 776-787 MHz.</p> <p>Based on the foregoing, this claim element is literally satisfied by the Force 5.</p>

Claim 6	FCC ID RSNCM5000 (Force 5)
<p>The radio frequency signal booster of claim 1, wherein the first downlink channel of the first frequency band and the second downlink channel of the second frequency band are abutting in frequency.</p>	<p>The Force 5 satisfies the elements of Claim 1 for the reasons set forth above. Furthermore, the Force 5 has second and first downlink channels that are abutting in frequency. Specifically, the first downlink channel has an upper frequency of 746MHz and the second downlink channel has a lower frequency of 746MHz. Therefore, there is no gap between the two downlink channels.</p> <p>Based on the foregoing, this claim element is literally satisfied by the Force 5.</p>

Claim 8	FCC ID RSNCM5000 (Force 5)
<p>The radio frequency signal booster of claim 1, wherein the shared amplification path further comprises one or more additional band-pass filters,</p>	<p>The Force 5 satisfies the elements of Claim 1 for the reasons set forth above. The Force 5 also includes a shared downlink amplification path that further comprises one or more additional band-pass filters. As identified above in Claim 1, the shared downlink amplification path comprises three band-pass filters.</p> <p>Based on the foregoing, this claim element is literally satisfied by the Force 5.</p>


Claim 8	FCC ID RSNM5000 (Force 5)
wherein each of the one or more additional band-pass filters are configured to pass the at least a portion of the first downlink channel and the at least a portion of the second downlink channel.	<p>Band-pass filters pass certain frequencies while attenuating other frequencies. Thus, band-pass filters in the shared downlink amplification path in Bands XII and XIII will pass the frequencies of those frequency bands and attenuate other frequencies. The signal paths identified above are the downlink channels for Band XII and Band XIII. Thus, the one or more additional band-pass filters are configured to pass at least a portion of the first downlink channel (downlink channel Band XII) and at least a portion of the second downlink channel (downlink channel Band XIII).</p> <p>Based on the foregoing, this claim element is literally satisfied by the Force 5.</p>


Claim 18	FCC ID RSNM5000 (Force 5)																				
The radio frequency signal booster of claim 1, wherein the PCB is configured to provide amplification to a plurality of frequency bands, wherein the plurality of frequency bands comprise Band II, Band IV, Band V, Band XII, and Band XIII.	The Force 5 satisfies the elements of Claim 1 for the reasons set forth above. The Force5 is designed to amplify a plurality of frequency bands: Band II, Band IV, Band V, Band XII, and Band XIII.																				
	As explained above, the frequency bands are:																				
	<table><tr><th colspan="5">Frequency Band (MHz)</th></tr><tr><td></td><td>Band 12 / 13</td><td>Band 5</td><td>Band 2</td><td>Band 4</td></tr><tr><td>Uplink</td><td>698 – 716 / 776 – 787</td><td>824 – 849</td><td>1850 – 1910</td><td>1710 – 1755</td></tr><tr><td>Downlink</td><td>728 – 746 / 746 – 757</td><td>869 – 894</td><td>1930 – 1990</td><td>2110 – 2155</td></tr></table>	Frequency Band (MHz)						Band 12 / 13	Band 5	Band 2	Band 4	Uplink	698 – 716 / 776 – 787	824 – 849	1850 – 1910	1710 – 1755	Downlink	728 – 746 / 746 – 757	869 – 894	1930 – 1990	2110 – 2155
	Frequency Band (MHz)																				
		Band 12 / 13	Band 5	Band 2	Band 4																
	Uplink	698 – 716 / 776 – 787	824 – 849	1850 – 1910	1710 – 1755																
Downlink	728 – 746 / 746 – 757	869 – 894	1930 – 1990	2110 – 2155																	
See Ex. 1001 at 5:19-38 (listing the above table in narrative form).																					
The Force5 amplifies the following frequencies (highlighted with colors corresponding to the chart above):																					

Claim 18	FCC ID RSNCM5000 (Force 5)
	<p><b>1.1 Product Description for Equipment under Test (EUT)</b></p> <p>This test and measurement report was prepared on behalf of <i>Cellphone-Mate, Inc.</i> and their product <i>FCC ID: RSNCM5000</i>, model: <i>CM5000</i> or the "EUT" as referred to in this report. The EUT is a wireless, mobile and fixed (in-building), five-band bi-directional amplifier for enhancing the range of cell phones. A 50 <math>\Omega</math> n-type connector is used for connecting both outside and inside antenna to the amplifier. The uplink frequency bands are: 824-849 MHz, 1850-1910 MHz, 698-716 MHz, 776-787 MHz and 1710-1755 MHz. The downlink frequency bands are 869-894 MHz, 1930-1990 MHz, 728-746 MHz, 746-757 MHz, and 2110-2155 MHz. Modulation types are CDMA/EVDO, GSM, EDGE, WCDMA/HSPA, QPSK, 16QAM and 64QAM. The amplifier is contained in a metal case.</p> <p>Ex. 2008 at 20 (highlighted).</p> <p>Based on the foregoing, this claim element is literally satisfied by the Force 5.</p>

Claim 19	FCC ID RSNCM5000 (Force 5)
An apparatus comprising:	<p>The Force 5 is an apparatus, namely a radio frequency signal booster.</p> <p>The FCC approved SureCall's Force 5, FCC ID RSNCM5000, on April 30, 2012. The Force 5 product certified under FCC ID RSNCM5000 is a radio frequency signal booster.</p> <p>A photo of the Force 5, as submitted to the FCC, is reproduced below.</p>


Claim 19	FCC ID RSNCM5000 (Force 5)
	<div data-bbox="525 311 1249 852" data-label="Image">A black, rectangular electronic device, likely a network switch or router, is shown from a front-facing perspective. The device has a matte black finish and a series of ventilation slots along its top and bottom edges. On the front panel, there is a central BNC connector, four red RJ45 ports arranged in two rows of two, and several small indicator lights. A ruler is placed horizontally below the device to provide a sense of scale, showing measurements in inches and centimeters. The device is resting on a light-colored surface.</div> <p data-bbox="525 868 703 901">Ex. 2008 at 2.</p>


Claim 19	FCC ID RSNCM5000 (Force 5)
<p>a printed circuit board (PCB) comprising:</p>	<p>The Force 5 has a printed circuit board (PCB). The images below show the PCB for the Force 5 as submitted to the FCC.</p>  <p>Ex. 2008 at 8.</p> <p>Based on the foregoing, this claim element is literally satisfied by the Force 5.</p>

Claim 19	FCC ID RSNCM5000 (Force 5)
<p>a shared amplification path configured to provide amplification to a first downlink channel of a first frequency band and to provide amplification to a second downlink channel of a second frequency band,</p>	<p>The Force 5 has a shared amplification path configured to provide amplification to at least a portion of a first downlink channel of a first frequency band and to provide amplification to at least a portion of a second downlink channel of a second frequency band. The shared amplification path is shown in the schematic below.</p>  <p>Ex. 2007 at 2. Based on the foregoing, this claim element is literally satisfied by the Force 5.</p>




Claim 19	FCC ID RSNCM5000 (Force 5)
wherein the first frequency band and the second frequency band are different frequency bands,	<p>The Force 5 has a first frequency band and second frequency band that are different frequency bands. As shown in the figure below, Band XII and Band XIII share a downlink amplification path and have different frequency bands. Band XIII has a downlink frequency band of 746-757 MHz. Band XII has a downlink frequency band of 728-746 MHz.</p> <p>Based on the foregoing, this claim element is literally satisfied by the Force 5.</p>

Claim 19	FCC ID RSNCM5000 (Force 5)
<p>wherein the shared amplification path is further configured to simultaneously boost both the first downlink channel and the second downlink channel,</p>	<p>The shared downlink amplification path in the Force 5 is further configured to simultaneously boost both the first downlink channel and the second downlink channel. The shared amplification path is shown in the schematic below.</p>  <p>Ex. 2007 at 2.</p> <p>Based on the foregoing, this claim element is literally satisfied by the Force 5.</p>

Claim 19	FCC ID RSNM5000 (Force 5)
<p>wherein the shared amplification path comprises a first band-pass filter configured to pass both the first downlink channel of the first frequency band and the second downlink channel of the second frequency band, and to attenuate both a first uplink channel of the first frequency band and a second uplink channel of the second frequency band,</p>	<p>The shared amplification path in the Force 5 includes a first band-pass filter configured to pass the at least a portion of the first downlink channel and the at least a portion of the second downlink channel. The shared amplification path is shown in the schematic below with three band-pass filter(s) annotated in yellow below.</p>  <p>Ex. 2007 at 2 (annotated).</p> <p>Based on the foregoing, this claim element is literally satisfied by the Force 5.</p>

Claim 19	FCC ID RSNCM5000 (Force 5)
wherein the first downlink channel and the second downlink channel are adjacent in frequency to one another,	<p>The Force 5 has a first downlink channel and a second downlink channel that are adjacent in frequency to one another. For example, the first downlink channel is in the frequency band 728-746 MHz (Band XII) while the second downlink channel is in the frequency band 746-757 MHz (Band XIII). Thus, the channels are adjacent in frequency to one another.</p> <p>Based on the foregoing, this claim element is literally satisfied by the Force 5.</p>

Claim 19	FCC ID RSNCM5000 (Force 5)
<p>wherein the shared amplification path further comprises at least one amplifier.</p>	<p>The shared amplification path in the Force 5 comprises at least one amplifier. The schematic below shows multiple amplifiers (highlighted in green) in the shared downlink amplification path:</p>  <p>Ex. 2007 at 2 (annotated). Based on the foregoing, this claim element is literally satisfied by the Force 5.</p>

Claim 20	FCC ID RSNCM5000 (Force 5)																				
The apparatus of claim 19, wherein the first downlink channel of the first frequency band comprises a Band XII downlink channel, and wherein the second downlink channel of the second frequency band comprises a Band XIII downlink channel.	The Force 5 satisfies the elements of Claim 19 for the reasons set forth above. Furthermore, Band XII, and Band XIII have the following uplink and downlink frequencies:																				
	<table><tr><th colspan="5">Frequency Band (MHz)</th></tr><tr><th></th><th>Band 12 / 13</th><th>Band 5</th><th>Band 2</th><th>Band 4</th></tr><tr><td>Uplink</td><td>698 – 716 / 776 – 787</td><td>824 – 849</td><td>1850 – 1910</td><td>1710 – 1755</td></tr><tr><td>Downlink</td><td>728 – 746 / 746 – 757</td><td>869 – 894</td><td>1930 – 1990</td><td>2110 – 2155</td></tr></table>	Frequency Band (MHz)						Band 12 / 13	Band 5	Band 2	Band 4	Uplink	698 – 716 / 776 – 787	824 – 849	1850 – 1910	1710 – 1755	Downlink	728 – 746 / 746 – 757	869 – 894	1930 – 1990	2110 – 2155
	Frequency Band (MHz)																				
		Band 12 / 13	Band 5	Band 2	Band 4																
	Uplink	698 – 716 / 776 – 787	824 – 849	1850 – 1910	1710 – 1755																
Downlink	728 – 746 / 746 – 757	869 – 894	1930 – 1990	2110 – 2155																	
See Ex. 1001 at 5:19-38 (listing the above table in narrative form).																					
The first downlink channel of the first frequency band comprises a Band XII downlink channel. The second downlink channel of the second frequency band comprises a Band XIII downlink channel.																					
Based on the foregoing, this claim element is literally satisfied by the Force 5.																					
Claim 24	FCC ID RSNCM5000 (Force 5)																				
The apparatus of claim 19, wherein the first downlink channel of the first frequency band and the second downlink channel of the second frequency band are abutting in frequency.	The Force 5 satisfies the elements of Claim 19 for the reasons set forth above. Furthermore, the Force 5 has second and first downlink channels that are abutting in frequency. Specifically, the first downlink channel has an upper frequency of 746MHz and the second downlink channel has a lower frequency of 746MHz. Therefore, there is no gap between the two downlink channels.																				
	Based on the foregoing, this claim element is literally satisfied by the Force 5.																				