



Search





AIRCRAFT ▾

BOATS ▾

ELECTRONICS ▾

ACCESSORIES ▴

Propellers & Accs ▴

Airplane Propellers ▾

Boat Propellers

Multi-Rotor Propellers

Prop Saver

Spinners



Float Kits

Led Light Kits

FAA Label Ordering

GLUE & ADHESIVES

TOOLS



Prop-Saver Bands "Installation Tool"


\$6.99 ★★★★★
(15 reviews)
[Write a Review](#)

SKU: Prop Hand Tool

Quantity: < 1 >

ADD TO

SAVE TO WISHLIST



OVERVIEW

PRODUCT VIDEOS

<https://twistedhobbys.com/prop-saver-bands-installation-tool/>

8/21/2019

APPAREL &
NOVELTY

REVIEWS

Shop By Brand ^

Twisted Hobbys

RcFactory

JOYSWAY

Hacker Models

Manu

VA Models

Gemfan

PT Model

Tuff

Volta

View All Brands

PRODUCT DESCRIPTION

Finally an easy and safe way to install prop saver bands (o-rings) to your out-runner motors. Simple, yet extremely effective design allows for quick and painless prop saver band install and removals. Works even on the heavy duty bands, strong and meant to last high quality hand tool. Don't leave home without it!

PROP-SAVER BANDS INSTALLATION TOOL

O-rings, often referred to as prop savers in the world of model aviation, provide a great way to attach a propeller to an outrunner motor on smaller foam aircraft. As the name implies, an O-ring often saves the propeller in the event that the aircraft makes contact with a hard surface by allowing the propeller to shift or detach from the motor.


Getting the O-ring around the propeller and attaching it to the two tabs on the motor can be challenging. The process involves holding the outrunner motor with one hand while using the other to attach the O-ring. The common tool most likely entrusted with this task is a small, flathead screwdriver. Although it works, it can be frustrating if it slips off of the motor tabs, especially if it gouges your hand or foam aircraft.

Twisted Hobbies saw a need for a more-precise tool to apply or remove the O-ring, while keeping hands and aircraft unscathed. The Prop-Saver Bands Installation Tool utilizes a tube embedded in a wooden handle that fits over the motor tabs and prevents slipping, making the process a cinch.

This comment on the product page of the Twisted Hobbys website sums up the usefulness of the tool: "Just buy one—you won't regret it!" We agree that the convenience it provides is worth the \$6.99 price tag.

Twisted Hobbies: Tel.: (941) 623-9553; website: www.twistedhobbys.com





RECOMMENDED



Mega Starter Packer



Hobby Knife - 7
Blades - Tool Set



TWISTED HOOKE
MOUNTING KIT

~~\$49.99~~ **\$47.99****ADD TO CART****\$3.99****ADD TO CART****\$8.99****ADD TO CART****CONTACT US**

Twisted Hobbys Inc.
El Jobean, FL 33927
1-941-623-9553

**ACCOUNTS &
ORDERS**

Gift Certificates
Wishlist
Login or Sign Up
Order Status

NAVIGATE

HOME
CONTACT US
ABOUT US
FREE SHIPPING OFFER
GIFT CERTIFICATES

JOIN OUR**MAILING LIST**

Sign up for our newsletter
to receive specials and up
to date product news and
releases.

Email

JOIN**FOLLOW US**

© 2019 Twisted Hobbys Inc.

