

APPLICATION DATA SHEET

Electronic Version v14

Stylesheet Version v14.1

Applicants Information:

Inventor 1:

Applicant Authority Type: Inventor
Citizenship: US
Given Name: Charles
Middle Name: G.
Family Name: SHAMOON
City of Residence: Little Elm
State of Residence: TX
Country of Residence: US
Address-1 of Mailing Address: 2436 Tisbury Way
Address-2 of Mailing Address:
City of Mailing Address: Little Elm
State of Mailing Address: TX
Postal Code of Mailing Address: 75068
Country of Mailing Address: US
Phone:
Fax:
E-mail:

Inventor 2:

Applicant Authority Type: Inventor
Citizenship: US
Given Name: Deborah
Middle Name: H.
Family Name: SHAMOON
City of Residence: Little Elm
State of Residence: TX
Country of Residence: US
Address-1 of Mailing Address: 2436 Tisbury Way
Address-2 of Mailing Address:
City of Mailing Address: Little Elm
State of Mailing Address: TX
Postal Code of Mailing Address: 75068
Country of Mailing Address: US
Phone:

Fax:

E-mail:

Inventor 3:

Applicant Authority Type: Inventor
Citizenship: US
Given Name: Franklin
Middle Name: Eugene
Family Name: NEAL
City of Residence: Ashland
State of Residence: KY
Country of Residence: US
Address-1 of Mailing Address: 9220 Oak Hall Drive
Address-2 of Mailing Address:
City of Mailing Address: Ashland
State of Mailing Address: KY
Postal Code of Mailing Address: 41102
Country of Mailing Address: US
Phone:
Fax:
E-mail:

Inventor 4:

Applicant Authority Type: Inventor
Citizenship: US
Given Name: Michael
Middle Name: D.
Family Name: FEHNEL
City of Residence: Fuquay Varina
State of Residence: NC
Country of Residence: US
Address-1 of Mailing Address: 3021 Bentwillow Drive
Address-2 of Mailing Address:
City of Mailing Address: Fuquay Varina
State of Mailing Address: NC
Postal Code of Mailing Address: 27526
Country of Mailing Address: US
Phone:
Fax:
E-mail:

Correspondence Information:

Customer Number: 23983

**Application Information:**Title of Invention : UBIQUITOUS CONNECTIVITY AND
CONTROL SYSTEM FOR REMOTE
LOCATIONS

Application Type : regular, utility

Attorney Docket Number : 7080-04-04

Request Not To Publish

I/We hereby request that the attached application not be published under 37 U.S.C.
122(b).

I/We hereby certify that the invention disclosed in the attached application has not and
will not be the subject of an application filed in another country, or under a multilateral
agreement, that requires publication at eighteen months after filing.

Botanic Information:

Publication Information:

Suggested Figure for Publication -**Suggested Classification -****Suggested Technology Center -****Total Number of Drawing Sheets - 4****Representative Information:**

practitioner(s) at Customer Number:

23983



as our attorney(s) or agent(s) to prosecute the application identified above, and to
transact all business in the United States Patent and Trademark Office connected
therewith.

Domestic Priority Information:

This is a Non-Provisional of US application number 60522887, filed 2004-11-18 , now
pending.

Foreign Priority Information:

Assignee Information:

FEE TRANSMITTAL

Electronic Version v10

Stylesheet Version v10

Title of Invention	UBIQUITOUS CONNECTIVITY AND CONTROL SYSTEM FOR REMOTE LOCATIONS																																																									
<p>Application Number :</p> <p>Date :</p> <p>First Named Applicant: Charles G. SHAMOON</p> <p>Attorney Docket Number: 7080-04-04</p>																																																										
<p>TOTAL FEE AUTHORIZED \$ 550</p> <p>Patent fees are subject to annual revisions on or about October 1st of each year.</p>																																																										
<p>Filing as small entity</p> <p>BASIC FILING FEE</p> <table border="1" style="width: 100%; border-collapse: collapse;"><thead><tr><th>Fee Description</th><th>Fee Code</th><th>Amount \$</th><th>Fee Paid \$</th></tr></thead><tbody><tr><td>Utility Filing Fee</td><td>4011</td><td style="text-align: right;">75</td><td style="text-align: right;">75</td></tr><tr><td colspan="3"></td><td style="text-align: right;">Subtotal For Basic Filing Fees: \$ 75</td></tr></tbody></table> <p>EXTRA CLAIM FEES</p> <table border="1" style="width: 100%; border-collapse: collapse;"><thead><tr><th>Fee Description</th><th>Extra Claim</th><th>Fee Code</th><th>Amount \$</th><th>Fee Paid \$</th></tr></thead><tbody><tr><td>Total Claims : 25</td><td style="text-align: center;">5</td><td style="text-align: center;">2202</td><td style="text-align: right;">25</td><td style="text-align: right;">125</td></tr><tr><td>Independent Claims : 3</td><td style="text-align: center;">0</td><td style="text-align: center;">2201</td><td style="text-align: right;">100</td><td style="text-align: right;">0</td></tr><tr><td colspan="4"></td><td style="text-align: right;">Subtotal For Extra Claims Fees: \$ 125</td></tr></tbody></table> <p>ADDITIONAL FEES</p> <table border="1" style="width: 100%; border-collapse: collapse;"><thead><tr><th>Fee Description</th><th>Extra Pages Increment</th><th>Fee Code</th><th>Amount \$</th><th>Fee Paid \$</th></tr></thead><tbody><tr><td>Extra pages fee</td><td style="text-align: center;">0</td><td style="text-align: center;">2081</td><td style="text-align: right;">125</td><td style="text-align: right;">0</td></tr><tr><td>Examination fee</td><td></td><td style="text-align: center;">2311</td><td style="text-align: right;">100</td><td style="text-align: right;">100</td></tr><tr><td>Search fee</td><td></td><td style="text-align: center;">2111</td><td style="text-align: right;">250</td><td style="text-align: right;">250</td></tr><tr><td colspan="4"></td><td style="text-align: right;">Subtotal For Additional Fees: \$350</td></tr></tbody></table>		Fee Description	Fee Code	Amount \$	Fee Paid \$	Utility Filing Fee	4011	75	75				Subtotal For Basic Filing Fees: \$ 75	Fee Description	Extra Claim	Fee Code	Amount \$	Fee Paid \$	Total Claims : 25	5	2202	25	125	Independent Claims : 3	0	2201	100	0					Subtotal For Extra Claims Fees: \$ 125	Fee Description	Extra Pages Increment	Fee Code	Amount \$	Fee Paid \$	Extra pages fee	0	2081	125	0	Examination fee		2311	100	100	Search fee		2111	250	250					Subtotal For Additional Fees: \$350
Fee Description	Fee Code	Amount \$	Fee Paid \$																																																							
Utility Filing Fee	4011	75	75																																																							
			Subtotal For Basic Filing Fees: \$ 75																																																							
Fee Description	Extra Claim	Fee Code	Amount \$	Fee Paid \$																																																						
Total Claims : 25	5	2202	25	125																																																						
Independent Claims : 3	0	2201	100	0																																																						
				Subtotal For Extra Claims Fees: \$ 125																																																						
Fee Description	Extra Pages Increment	Fee Code	Amount \$	Fee Paid \$																																																						
Extra pages fee	0	2081	125	0																																																						
Examination fee		2311	100	100																																																						
Search fee		2111	250	250																																																						
				Subtotal For Additional Fees: \$350																																																						
<p>AUTHORIZED BILLING INFORMATION</p> <p>The commissioner is hereby authorized to charge indicated fees and credit any overpayments to:</p> <p>Deposit account number: 500498</p> <p>Access Code *****</p> <p>Deposit name: MILLS LAW FIRM PLLC</p> <p>Deposit authorized name: Michael C. Phillips</p> <p>Signature: /Michael C. Phillips/</p>																																																										

Date (YYYYMMDD):

2005-06-06

Under the Paperwork Reduction Act of 1995, no persons are required to respond to a collection of information unless it contains a valid OMB control number.

DECLARATION — Utility or Design Patent ApplicationDirect all
correspondence to:The address
associated with
Customer Number:

23983

OR

Correspondence
address below

Name

Address

City

State

ZIP

Country

Telephone

Email

I hereby declare that all statements made herein of my own knowledge are true and that all statements made on information and belief are believed to be true; and further that these statements were made with the knowledge that willful false statements and the like so made are punishable by fine or imprisonment, or both, under 18 U.S.C. 1001 and that such willful false statements may jeopardize the validity of the application or any patent issued thereon.

NAME OF SOLE OR FIRST INVENTOR:

A petition has been filed for this unsigned inventor

Given Name (first and middle (if any))

Charles G.

Family Name or Surname

SHAMOON

Inventor's Signature

Charles G. Shamoon

Date

5/24/05

Residence: City

Little Elm

State

TX

Country

US

Citizenship

US

Mailing Address

2436 Tisbury Way

City

Little Elm

State

TX

Zip

75068

Country

US

NAME OF SECOND INVENTOR:

A petition has been filed for this unsigned inventor

Given Name (first and middle (if any))

Deborah H.

Family Name or Surname

SHAMOON

Inventor's Signature

Deborah H. Shamoon

Date

5-24-05

Residence: City

Little Elm

State

TX

Country

US

Citizenship

US

Mailing Address

2436 Tisbury Way

City

Little Elm

State

TX

Zip

75068

Country

US



Additional inventors or a legal representative are being named on the ONE supplemental sheet(s) PTO/SB/02A or 02LR attached hereto.

Under the Paperwork Reduction Act of 1995, no persons are required to respond to a collection of information unless it contains a valid OMB control number.

DECLARATION**ADDITIONAL INVENTOR(S)**

Supplemental Sheet

Page 1 of 1

Name of Additional Joint Inventor, if any:		<input type="checkbox"/> A petition has been filed for this unsigned inventor	
Given Name (first and middle (if any))		Family Name or Surname	
Franklin Eugene		NEAL	
Inventor's Signature <i>Franklin Eugene Neal</i>		Date <i>5-25-05</i>	
Ashland Residence: City	KY State	US Country	US Citizenship
9220 Oak Hill Drive			
Mailing Address			
Ashland City	KY State	41102 Zip	US Country
Name of Additional Joint Inventor, if any:		<input type="checkbox"/> A petition has been filed for this unsigned inventor	
Given Name (first and middle (if any))		Family Name or Surname	
Michael		FEHNEL	
Inventor's Signature		Date	
Fuquay Varina Residence: City	NC State	US Country	US Citizenship
3021 Bentwillow Drive			
Mailing Address			
Fuquay Varina City	NC State	27526 Zip	US Country
Name of Additional Joint Inventor, if any:		<input type="checkbox"/> A petition has been filed for this unsigned inventor	
Given Name (first and middle (if any))		Family Name or Surname	
Inventor's Signature <i>Michael D. Fehnel</i>		Date <i>6-2-2005</i>	
Residence: City <i>FUQUAY-VARINA</i>	State <i>N.C.</i>	Country <i>USA</i>	Citizenship <i>USA</i>
Mailing Address <i>3021 BENTWILLOW DRIVE</i>			
<i>FUQUAY-VARINA</i> City	<i>N.C.</i> State	<i>27526</i> Zip	<i>USA</i> Country

This collection of information is required by 35 U.S.C. 115 and 37 CFR 1.63. The information is required to obtain or retain a benefit by the public which is to file (and by the USPTO to process) an application. Confidentiality is governed by 35 U.S.C. 122 and 37 CFR 1.11 and 1.14. This collection is estimated to take 21 minutes to complete, including gathering, preparing, and submitting the completed application form to the USPTO. Time will vary depending upon the individual case. Any comments on the amount of time you require to complete this form and/or suggestions for reducing this burden, should be sent to the Chief Information Officer, U.S. Patent and Trademark Office, U.S. Department of Commerce, P.O. Box 1450, Alexandria, VA 22313-1450. DO NOT SEND FEES OR COMPLETED FORMS TO THIS ADDRESS. SEND TO: Commissioner for Patents, P.O. Box 1450, Alexandria, VA 22313-1450.

If you need assistance in completing the form, call 1-800-PTO-9199 (1-800-786-9199) and select option 2.

Under the Paperwork Reduction Act of 1995, no persons are required to respond to a collection of information unless it contains a valid OMB control number.

**DECLARATION FOR UTILITY OR
DESIGN
PATENT APPLICATION
(37 CFR 1.63)**



Declaration
Submitted
With Initial
Filing

OR



Declaration
Submitted after Initial
Filing (surcharge
(37 CFR 1.16 (e))
required)

Attorney Docket
Number

7080-04-04

First Named Inventor

SHAMOON, Charles G.

COMPLETE IF KNOWN

Application Number

Filing Date

Art Unit

Examiner Name

I hereby declare that:

Each inventor's residence, mailing address, and citizenship are as stated below next to their name.

I believe the inventor(s) named below to be the original and first inventor(s) of the subject matter which is claimed and for which a patent is sought on the invention entitled:

UBIQUITOUS CONNECTIVITY AND CONTROL SYSTEM FOR REMOTE LOCATIONS

(Title of the Invention)

the specification of which



is attached hereto

OR



was filed on (MM/DD/YYYY)

as United States Application Number or PCT International

Application Number

and was amended on (MM/DD/YYYY)

(if applicable).

I hereby state that I have reviewed and understand the contents of the above identified specification, including the claims, as amended by any amendment specifically referred to above.

I acknowledge the duty to disclose information which is material to patentability as defined in 37 CFR 1.56, including for continuation-in-part applications, material information which became available between the filing date of the prior application and the national or PCT international filing date of the continuation-in-part application.

I hereby claim foreign priority benefits under 35 U.S.C. 119(a)-(d) or (f), or 365(b) of any foreign application(s) for patent, inventor's or plant breeder's rights certificate(s), or 365(a) of any PCT international application which designated at least one country other than the United States of America, listed below and have also identified below, by checking the box, any foreign application for patent, inventor's or plant breeder's rights certificate(s), or any PCT international application having a filing date before that of the application on which priority is claimed.

Prior Foreign Application Number(s)	Country	Foreign Filing Date (MM/DD/YYYY)	Priority Not Claimed	Certified Copy Attached?	
				YES	NO
	US		<input type="checkbox"/>	<input type="checkbox"/>	<input type="checkbox"/>
			<input type="checkbox"/>	<input type="checkbox"/>	<input type="checkbox"/>
			<input type="checkbox"/>	<input type="checkbox"/>	<input type="checkbox"/>
			<input type="checkbox"/>	<input type="checkbox"/>	<input type="checkbox"/>



Additional foreign application numbers are listed on a supplemental priority data sheet PTO/SB/02B attached hereto.

[Page 1 of 2]

This collection of information is required by 35 U.S.C. 115 and 37 CFR 1.63. The information is required to obtain or retain a benefit by the public which is to file (and by the USPTO to process) an application. Confidentiality is governed by 35 U.S.C. 122 and 37 CFR 1.11 and 1.14. This collection is estimated to take 21 minutes to complete, including gathering, preparing, and submitting the completed application form to the USPTO. Time will vary depending upon the individual case. Any comments on the amount of time you require to complete this form and/or suggestions for reducing this burden, should be sent to the Chief Information Officer, U.S. Patent and Trademark Office, U.S. Department of Commerce, P.O. Box 1450, Alexandria, VA 22313-1450. DO NOT SEND FEES OR COMPLETED FORMS TO THIS ADDRESS. **SEND TO: Commissioner for Patents, P.O. Box 1450, Alexandria, VA 22313-1450.**

If you need assistance completing the form, call 1-800-PTO-9199 and select option 2.

TRANSMITTAL

Electronic Version v1.1

Stylesheet Version v1.1.0

Title of Invention	UBIQUITOUS CONNECTIVITY AND CONTROL SYSTEM FOR REMOTE LOCATIONS							
Application Number :								
Date :								
First Named Applicant:	Charles G. SHAMOON							
Confirmation Number:								
Attorney Docket Number:	7080-04-04							
<p>I hereby certify that the use of this system is for OFFICIAL correspondence between patent applicants or their representatives and the USPTO. Fraudulent or other use besides the filing of official correspondence by authorized parties is strictly prohibited, and subject to a fine and/or imprisonment under applicable law.</p> <p>I, the undersigned, certify that I have viewed a display of document(s) being electronically submitted to the United States Patent and Trademark Office, using either the USPTO provided style sheet or software, and that this is the document(s) I intend for initiation or further prosecution of a patent application noted in the submission. This document(s) will become part of the official electronic record at the USPTO.</p>								
<table border="1"><tr><td>Submitted By:</td><td>Elec. Sign.</td><td>Sign. Capacity</td></tr><tr><td>Michael C. Phillips Registered Number: 42,072</td><td>/Michael C. Phillips/</td><td>Attorney</td></tr></table>			Submitted By:	Elec. Sign.	Sign. Capacity	Michael C. Phillips Registered Number: 42,072	/Michael C. Phillips/	Attorney
Submitted By:	Elec. Sign.	Sign. Capacity						
Michael C. Phillips Registered Number: 42,072	/Michael C. Phillips/	Attorney						


Documents being submitted:	Files
us-fee-sheet	70800404-usfees.xml us-fee-sheet.xsl us-fee-sheet.dtd
us-request	70800404-usrequ.xml us-request.dtd us-request.xsl
us-declaration	DecPage2.tif
us-declaration	DecPage3.tif
application-body	7080ABX.xml application-body.dtd Image1.tif Image2.tif Image3.tif Image4.tif isoamsa.ent isoamsb.ent isoamsc.ent isoamsn.ent isoamso.ent isoamsr.ent isobox.ent isocyr1.ent isocyr2.ent isodia.ent isogr1.ent isogr2.ent isogr3.ent isogr4.ent isolat1.ent isolat2.ent isomfrk.ent isomopf.ent isomscr.ent isonum.ent isopub.ent isotech.ent mathml2.dtd mathml2-qname-1.mod mmlalias.ent mmlextra.ent soextblx.dtd us-application-body.xsl wipo.ent
application-body-pdf-wrap	7080ABX-pdf-wrap.xml
abstract-pdf	7080ABX-abst.pdf
claims-pdf	7080ABX-clms.pdf
description-pdf	7080ABX-desc.pdf
drawings-pdf	7080ABX-draw.pdf
us-declaration	DecPage1.tif

Comments

ACKNOWLEDGEMENT RECEIPT

Electronic Version 1.1

Stylesheet Version v1.1.1

Title of Invention	UBIQUITOUS CONNECTIVITY AND CONTROL SYSTEM FOR REMOTE LOCATIONS																																																																																																						
Submission Type : Application Number: EFS ID: Server Response:	Utility Patent Filing <div style="display: flex; justify-content: space-between; align-items: flex-start;"> <div> 11/160006 85680 </div> <div style="text-align: center;">  </div> </div> <table border="1" style="width: 100%; border-collapse: collapse; margin-top: 10px;"> <thead> <tr> <th style="width: 20%;">Confirmation Code</th> <th>Message</th> </tr> </thead> <tbody> <tr> <td>ISVR1</td> <td>Submission was successfully submitted - Even if Informational or Warning Messages appear below, please do not resubmit this application</td> </tr> <tr> <td>ICON1</td> <td>1005</td> </tr> <tr> <td>USPTOEFSNot</td> <td>For assistance with e-filing a patent application, contact the Patent Electronic Business Center: Toll-Free Number:1(866) 217-9197 Website: http://www.uspto.gov/ebc/</td> </tr> </tbody> </table>			Confirmation Code	Message	ISVR1	Submission was successfully submitted - Even if Informational or Warning Messages appear below, please do not resubmit this application	ICON1	1005	USPTOEFSNot	For assistance with e-filing a patent application, contact the Patent Electronic Business Center: Toll-Free Number:1(866) 217-9197 Website: http://www.uspto.gov/ebc/																																																																																												
Confirmation Code	Message																																																																																																						
ISVR1	Submission was successfully submitted - Even if Informational or Warning Messages appear below, please do not resubmit this application																																																																																																						
ICON1	1005																																																																																																						
USPTOEFSNot	For assistance with e-filing a patent application, contact the Patent Electronic Business Center: Toll-Free Number:1(866) 217-9197 Website: http://www.uspto.gov/ebc/																																																																																																						
First Named Applicant: Attorney Docket Number: Timestamp: From: File Listing:	Charles SHAMOON 7080-04-04 2005-06-06 12:04:36 EDT US <table border="1" style="width: 100%; border-collapse: collapse; margin-top: 10px;"> <thead> <tr> <th style="width: 20%;">Doc. Name</th> <th style="width: 30%;">File Name</th> <th style="width: 15%;">Size (Bytes)</th> <th style="width: 35%;">Date Produced (yyymmdd)</th> </tr> </thead> <tbody> <tr><td>us-fee-sheet</td><td>70800404-usfees.xml</td><td>1772</td><td>2005-06-06</td></tr> <tr><td>us-fee-sheet</td><td>us-fee-sheet.xml</td><td>25930</td><td>2005-06-06</td></tr> <tr><td>us-fee-sheet</td><td>us-fee-sheet.dtd</td><td>11968</td><td>2005-06-06</td></tr> <tr><td>us-request</td><td>70800404-usrequ.xml</td><td>3496</td><td>2005-06-06</td></tr> <tr><td>us-request</td><td>us-request.dtd</td><td>19064</td><td>2005-06-06</td></tr> <tr><td>us-request</td><td>us-request.xml</td><td>31967</td><td>2005-06-06</td></tr> <tr><td>us-declaration</td><td>DecPage2.tif</td><td>48000</td><td>2005-06-06</td></tr> <tr><td>us-declaration</td><td>DecPage3.tif</td><td>60850</td><td>2005-06-06</td></tr> <tr><td>application-body</td><td>7080ABX.xml</td><td>59973</td><td>2005-06-06</td></tr> <tr><td>application-body</td><td>application-body.dtd</td><td>49498</td><td>2005-06-06</td></tr> <tr><td>application-body</td><td>Image1.tif</td><td>6083</td><td>2005-06-06</td></tr> <tr><td>application-body</td><td>Image2.tif</td><td>67073</td><td>2005-06-06</td></tr> <tr><td>application-body</td><td>Image3.tif</td><td>4523</td><td>2005-06-06</td></tr> <tr><td>application-body</td><td>Image4.tif</td><td>71909</td><td>2005-06-06</td></tr> <tr><td>application-body</td><td>isoamsa.ent</td><td>5191</td><td>2005-06-06</td></tr> <tr><td>application-body</td><td>isoamsb.ent</td><td>3988</td><td>2005-06-06</td></tr> <tr><td>application-body</td><td>isoamsc.ent</td><td>1460</td><td>2005-06-06</td></tr> <tr><td>application-body</td><td>isoamsn.ent</td><td>5620</td><td>2005-06-06</td></tr> <tr><td>application-body</td><td>isoamso.ent</td><td>1934</td><td>2005-06-06</td></tr> <tr><td>application-body</td><td>isoamsr.ent</td><td>7073</td><td>2005-06-06</td></tr> <tr><td>application-body</td><td>isobox.ent</td><td>3568</td><td>2005-06-06</td></tr> <tr><td>application-body</td><td>isocyr1.ent</td><td>5345</td><td>2005-06-06</td></tr> <tr><td>application-body</td><td>isocyr2.ent</td><td>2504</td><td>2005-06-06</td></tr> <tr><td>application-body</td><td>isodia.ent</td><td>1508</td><td>2005-06-06</td></tr> </tbody> </table>			Doc. Name	File Name	Size (Bytes)	Date Produced (yyymmdd)	us-fee-sheet	70800404-usfees.xml	1772	2005-06-06	us-fee-sheet	us-fee-sheet.xml	25930	2005-06-06	us-fee-sheet	us-fee-sheet.dtd	11968	2005-06-06	us-request	70800404-usrequ.xml	3496	2005-06-06	us-request	us-request.dtd	19064	2005-06-06	us-request	us-request.xml	31967	2005-06-06	us-declaration	DecPage2.tif	48000	2005-06-06	us-declaration	DecPage3.tif	60850	2005-06-06	application-body	7080ABX.xml	59973	2005-06-06	application-body	application-body.dtd	49498	2005-06-06	application-body	Image1.tif	6083	2005-06-06	application-body	Image2.tif	67073	2005-06-06	application-body	Image3.tif	4523	2005-06-06	application-body	Image4.tif	71909	2005-06-06	application-body	isoamsa.ent	5191	2005-06-06	application-body	isoamsb.ent	3988	2005-06-06	application-body	isoamsc.ent	1460	2005-06-06	application-body	isoamsn.ent	5620	2005-06-06	application-body	isoamso.ent	1934	2005-06-06	application-body	isoamsr.ent	7073	2005-06-06	application-body	isobox.ent	3568	2005-06-06	application-body	isocyr1.ent	5345	2005-06-06	application-body	isocyr2.ent	2504	2005-06-06	application-body	isodia.ent	1508	2005-06-06
Doc. Name	File Name	Size (Bytes)	Date Produced (yyymmdd)																																																																																																				
us-fee-sheet	70800404-usfees.xml	1772	2005-06-06																																																																																																				
us-fee-sheet	us-fee-sheet.xml	25930	2005-06-06																																																																																																				
us-fee-sheet	us-fee-sheet.dtd	11968	2005-06-06																																																																																																				
us-request	70800404-usrequ.xml	3496	2005-06-06																																																																																																				
us-request	us-request.dtd	19064	2005-06-06																																																																																																				
us-request	us-request.xml	31967	2005-06-06																																																																																																				
us-declaration	DecPage2.tif	48000	2005-06-06																																																																																																				
us-declaration	DecPage3.tif	60850	2005-06-06																																																																																																				
application-body	7080ABX.xml	59973	2005-06-06																																																																																																				
application-body	application-body.dtd	49498	2005-06-06																																																																																																				
application-body	Image1.tif	6083	2005-06-06																																																																																																				
application-body	Image2.tif	67073	2005-06-06																																																																																																				
application-body	Image3.tif	4523	2005-06-06																																																																																																				
application-body	Image4.tif	71909	2005-06-06																																																																																																				
application-body	isoamsa.ent	5191	2005-06-06																																																																																																				
application-body	isoamsb.ent	3988	2005-06-06																																																																																																				
application-body	isoamsc.ent	1460	2005-06-06																																																																																																				
application-body	isoamsn.ent	5620	2005-06-06																																																																																																				
application-body	isoamso.ent	1934	2005-06-06																																																																																																				
application-body	isoamsr.ent	7073	2005-06-06																																																																																																				
application-body	isobox.ent	3568	2005-06-06																																																																																																				
application-body	isocyr1.ent	5345	2005-06-06																																																																																																				
application-body	isocyr2.ent	2504	2005-06-06																																																																																																				
application-body	isodia.ent	1508	2005-06-06																																																																																																				

	Doc. Name	File Name	Size (Bytes)	Date Produced (yyyymmdd)
	application-body	isogr1.ent	4030	2005-06-06
	application-body	isogr2.ent	2259	2005-06-06
	application-body	isogr3.ent	3559	2005-06-06
	application-body	isogr4.ent	1920	2005-06-06
	application-body	isolat1.ent	5282	2005-06-06
	application-body	isolat2.ent	9007	2005-06-06
	application-body	isomfrk.ent	4553	2005-06-06
	application-body	isomopf.ent	2571	2005-06-06
	application-body	isomscr.ent	4628	2005-06-06
	application-body	isonum.ent	5913	2005-06-06
	application-body	isopub.ent	6621	2005-06-06
	application-body	isotech.ent	5268	2005-06-06
	application-body	mathml2.dtd	54588	2005-06-06
	application-body	mathml2-qname-1.mod	13225	2005-06-06
	application-body	mmlalias.ent	38209	2005-06-06
	application-body	mmlextra.ent	7901	2005-06-06
	application-body	soextblx.dtd	12870	2005-06-06
	application-body	us-application-body.xsl	82504	2005-06-06
	application-body	wipo.ent	4956	2005-06-06
	application-body-pdf-wrap	7080ABX-pdf-wrap.xml	735	2005-06-06
	abstract-pdf	7080ABX-abst.pdf	11867	2005-06-06
	claims-pdf	7080ABX-clms.pdf	25595	2005-06-06
	description-pdf	7080ABX-desc.pdf	89727	2005-06-06
	drawings-pdf	7080ABX-draw.pdf	90248	2005-06-06
	us-declaration	DecPage1.tif	65262	2005-06-06
	package-data	70800404-pkda.xml	8747	2005-06-06
	package-data	package-data.dtd	27025	2005-06-06
	package-data	us-package-data.xsl	19263	2005-06-06
	Total files size		1108630	

Message Digest:

5c24bf406f902ea1622ff205134ba62f3e2231f8

Digital Certificate Holder Name:

cn=Michael Coleman
Phillips,ou=Registered Attorneys,ou=Patent and Trademark Office,ou=Department of Commerce,o=U.S. Government,c=US

UBIQUITOUS CONNECTIVITY AND CONTROL SYSTEM FOR REMOTE LOCATIONS

DESCRIPTION

Related Application

[Para 1] This application claims the benefit of United States Provisional Application No. 60/522,887, filed November 18, 2004, in the name of Charles Shamoon and entitled “Ubiquitous Connectivity and Control System for Remote Locations”.

Field of the Invention

[Para 2] The present invention relates to a remote monitoring and control system for an environment. More specifically, the system relates to on demand bidirectional communication between a remote access unit and a multifunctional base control unit in a geographically remote location.

Background of the Invention

[Para 3] In addition to a main residence, modern times provide people and families with vacation homes that are geographically remote from the regular places of residence. Also, owners of businesses generally have their place of business remote from their residence. These structures tend to be affected by changes in environmental characteristics, either natural (i.e., weather conditions), or non-natural (i.e., vandalism, break-ins, etc.). Generally, a thermostat monitors the ambient temperature and regulates a heating/cooling appliance to keep the building within the predefined temperature range thereby accomplishing the typical environmental control. The typical thermostat only monitors the ambient temperatures. Where the building is in a volatile climatic region, it is not always feasible to

maintain the full functions of the appliances year round. For example, a building located in a region known for very warm temperatures, if the owner resides several hundred miles away, there would be no need to activate a cooling system on an abnormally warm day during a virtually cool season. There is no system found that monitors the ambient environmental factors within a predefined range of values, upon an exception to the predefined values, alerts the remotely located owner, and allows the owner to remotely redefine the acceptable environmental parameters. Thus a remote control system solving the aforementioned problem, as well as several others, is desired.

[Para 4] The home control industry is a rapidly growing, multi-billion dollar industry. This growth has been accompanied by the recent development of smart appliances and efforts to development a universal protocol for home control by major companies. The present invention provides the next major development in today's home control industry, ubiquitous connectivity and control of structure environment.

[Para 5] The home control industry has taken steps toward ubiquitous connectivity and control over the years, but these steps have fallen short until now. The home control industry has moved from ultrasonic remote control to infrared remote control to local RF remote control and on to land-line phone home-away-from-home remote control. The advent of improved cell phone technology provided more mobility and convenience to home-away-from-home control. High-speed and wireless Internet access has allowed connectivity to the home through home-based and wireless laptop computers. While an advance in connectivity, mobile Internet connectivity, like its predecessors, is not without significant challenges, especially with mobility and convenience.

[Para 6] The invention of the microcontroller and microcomputer has spawned a robust industry in home automation. An endless number of systems has been created by hobbyist, commercial, and industrial developers. Processes and devices for which automation has

been pioneered include audio systems, video systems, security and surveillance systems, lighting systems, watering and irrigation systems, systems for measurement of vital statistics for medical patients, and garage door openers, to name a few. The typical control architecture includes a transmitter and a receiver in which a command is issued by the transmitter and is executed in response by the receiver. Communications links have used radio frequency, infrared, and ultrasonic technologies.

[Para 7] Other technologies used for home automation include power line carrier and telephone line. Power line carrier and telephone line systems both have the benefit of being able to use existing facility wiring for communications. Each has its own benefits and detriments. Power line systems operate on existing building electrical wiring while telephone line systems use existing telephone wiring. Electrical wiring is usually available in more locations within a building than is telephone wiring. Telephone line systems are generally more secure.

[Para 8] By far the most popular and ubiquitous power line carrier system is the X10. This system use transmitter, receiver, and controller modules connected to the building wiring, usually by plugging directly into an electrical outlet. Each module is individually addressed by a companion module, which is responsive to commands issued or received that are encoded with a preset digital address. The X10 system, like most power line carrier technologies, is characteristically confined to operation within a very limited area, such as within a single building. Newer interfaces have been developed to allow control of a broad range of external communications systems with X10 systems.

[Para 9] The need to expand the geographic range of control for a limited system, such as power line carrier, radio frequency, or infrared, led to the development of telephone interfaces, including voice, DTMF, and Caller ID. While such systems allow users to exercise control of their facilities remotely, they are not as user friendly and often use tones or

cryptic, hard-to-understand, digitized voice prompts. Often a long distance call from a pay telephone was required to access the controller, which had to be interfaced with the facility telephone network.

[Para 10] The availability of personal computers, the Internet, and broadband networks has fueled the explosion in the number of home automation methods and devices. Controlling software is available for Windows, Macintosh, Linux, and DOS based computers. Every imaginable type of input-output port has been used to communicate data into and out of a computer. Examples of available interfaces usable for home automation and control purposes include USB, parallel port, joystick, serial (RS-232, RS-422, RS-485 and the like), audio, ActiveX, and TCP/IP. Bidirectional communications have become more prevalent, allowing a remote operator to not only control but also to observe and monitor the tasks performed by the automation system. Internet-based utilities allow control and monitoring of systems from any computer anywhere in the world.

[Para 11] One of the most relevant entries into the home automation universe is the cellular telephone. In their most basic mode, cell phones can be used to control the same systems accessible by conventional telephones through the dial-up POTS network. A more advanced method involves the use of the cell phone network's short message service ("SMS") in which text messages are sent to and received from a controlled system. SMS messages travel on the same cellular network (on the same physical layer) as standard voice calls but on a different logical channel.

Summary of the Invention

[Para 12] The present invention uses an on-demand digital, private, and direct communications interface to overcome the shortcomings and limitations of current communications interfacing. A digital, private, and direct-connect remote controller

provides instant wireless connectivity to the home from anywhere in the world without dialing a number or waiting for a number of tones to send a command or to know the status of conditions in the home; provides silent and constant direct two-way communication privately and globally, with the home for control and monitoring of key functions; eliminates limitations, immobility, and inopportunities to connect, monitor and control the home, globally; can be configured to interface with many existing and future home automation systems and technologies; provides instant ubiquitous control for the end-user; and, if so desired, eliminates the need for the PC, modems and interconnected wiring.

[Para 13] The digital private direct connect controller allows the end-user to finally realize true global connectivity to and control of the home.

Description of the Drawings

[Para 14] The above features and advantages of the present invention will become apparent upon reading the following description taken in conjunction with the accompanying drawings in which:

[Para 15] Figure 1 is a block diagram illustrating a connectivity and control system according to an embodiment of the present invention;

[Para 16] Figure 2 is a block diagram of the remote control unit of the system of Figure 1;

[Para 17] Figure 3 is a block diagram of the essential components of the remote control unit of the system of Figure 1; and

[Para 18] Figure 4 is a block diagram of the base control unit of the system of Figure 1.

[Para 19] Similar reference characters denote corresponding features consistently throughout the attached drawings.

Detailed Description of the Preferred Embodiments

[Para 20] Referring to the drawings, Figure 1 illustrates a ubiquitous connectivity and control system 10 wherein a master remote control unit 12 at a geographically remote location 14 on demand interfaces with a base control unit 16 in a structure 18 to monitor and control associated devices 21 thereat through a short message and/or the data bearer cellular telephone network 22 including control towers 24. The system 10 further includes associated control units 26 that are enabled by the base control unit 16 to undertake select monitoring and controlling activities in a proximate area 28. Associated control units 26 and the master control unit 12 utilize the global position network 27 and/or the cellular telephone network 22 and towers 24 in order to determine their geographical locations 14, 20 and report this information back to the base control unit 16 using the short message and /or data bearer services of the cellular telephone network 22 and control towers 24.

[Para 21] Referring to Figure 2, the master remote control unit 12 and associated remote control units 26 are Java/J2ME enable cellular telephones 30 having a keypad 32 with a plurality of keys 34 including a select button 36, and an LCD display 38 for displaying textual information 40 and graphical icons 42 responsive to commands received from the base control unit 16 or from other control units configured through base control unit 16 to work with system 10.

[Para 22] Referring to Figure 3, the cellular telephone 30 suitable as a remote control unit 12 or 26 includes a microcontroller 45 electrically interconnected with random access memory 44, read only memory 46, the keypad 32, and the LCD display 38. Power is supplied to the operational components by power control circuits 48 connected to rechargeable batteries 50. Wire 52 electrically interconnects charger 54 to system connector 49. Power from the system connector 49 is controlled through the system bus circuits 47 and microcontroller 45 to charge battery pack 50. The remote control unit 12 communicates with external devices through the cellular RF interface circuits 56 connected

to an antenna 58, a Bluetooth module 60, a universal serial bus (USB) module 62 or through system connector 49 and system bus circuits 47. Cellular voice and data communications are transmitted to and received from the cellular telephone network 22 by the wireless cellular rf circuits 56 in a conventional manner. The Bluetooth data is received and transmitted by the Bluetooth module 60. Global satellite positioning information is received by either an external GPS module 64 or by an integrated GPS receiver incorporated into the cellular RF circuits 56. Data from the external GPS receiver 64 is communicated over serial interface cable 67 connected to system connector 49 and is then transferred to microcontroller 45 through the system bus circuits 47. Audio communications are received on the microphone 66 and are transmitted on the audio speaker 68 through audio interface circuits 69.

[Para 23] The custom JAVA/J2ME application software is transferred into the ROM 46 for access by the microcontroller 45. The application software can be downloaded into the ROM 46 by transmission from the cellular network 22 to the antenna 58 to the microcontroller 45, which stores the software therein. The application may also be downloaded by an external program device, such as a personal computer (not shown) by Bluetooth module 60, USB interface 62, or from the system connector 49. The RAM 44 provides service or scratchpad memory for computational use by microcontroller 45.

[Para 24] Referring to Figure 4, the base control unit 16 consists a wireless module 70 communicating with a microcontroller 106 for operating a number of separate subsystems. The microcontroller communicates with each of the subsystem components using either a serial or parallel communications bus depending upon the capabilities of the particular subsystem component.

[Para 25] The subsystems contained within the base control unit 16 consist of either off-the-shelf integrated circuits combined with discreet components or complete modules

provided by other original equipment manufacturers (OEMs). As there are many different providers of components and modules, only one particular method of systems design and integration is described herein. Those skilled in the art will recognize that there are many ways to put together components and modules to achieve a design with similar features.

[Para 26] The base control unit 16 includes a plurality of communication interfaces 72, 74, 76, 78, 80, 82, 84 86 and 88 for providing the means for remote control and remote monitoring of the various subsystems within the residential environment. Remote monitoring and control can be achieved through either the wireless module 70 or the Ethernet interface 82. A multi-purpose expansion bus 89 is a proprietary bus providing a custom communications interface for accessories developed exclusively for use with the base control unit.

[Para 27] The base control unit 16 consists of an antenna 90 which is attached to the wireless interface module 70. The antenna connection may be made either directly through a connector incorporated as part of the antenna or through a coaxial cable so that the antenna 90 may be mounted at a location remote from the base control unit.

[Para 28] The wireless interface module 70 provides both voice and data communications capabilities to the base control unit 16 through audio interface 94, power interface 96 and I/O interface 98. A microphone 100 and a speaker 102 provide for voice communications to the user through the audio interface 94 of the wireless interface module 70. The power interface 96 provides power to the module 70 via power supply 104 and also allows a system microcontroller 106 to control the on/off state of the module. The power supply 104 is connected to the structure power supply through connector 108. The I/O interface 98 provides for a data pathway for digital communications over bus 110 as well as providing the means for the system microcontroller 106 to control the various

communications aspects of the wireless module 70. Data communicated over bus 110 is RS232 ASCII or text “AT” commands commonly used in telephone modem instruction sets.

[Para 29] The user interacts with the base station through keypad 120 and LCD display 112 to the system microcontroller 106. Applications software embedded into the on-board ROM of the microcontroller 106 provides the functionality for interpreting the keypad 120 input and for displaying appropriate messages on the LCD display 112. Alternatively, the LCD display 112 may be of the well known touch pad design in which the keypad 120 functions are performed by pressing against predetermined screen areas that correspond to key designations. Further, the LCD Display 112 and keypad 120 may be eliminated completely with the base control unit 16 including web services that enable communication through one of the communications interfaces, such as the Ethernet 82 interface or the USB interface 80, to a connected personal computer equipped with a web browser or other communications software. The base control unit 16 is TCP/IP enabled, permitting its direct connection to a local area network or directly to the Internet. With this configuration, programming and customization of the applications software in the base control unit can be performed from anywhere in the world with an Internet connection.

[Para 30] The interfaces of the base control unit 16 provide for the control and the monitoring of a variety of subsystems within the residential environment as well as providing a means of expanding the functionality of the base station through the use of industry standard interface technologies including universal serial bus (USB) 80; the Ethernet (10/100/1000 Base-T) bus 82 and the RS-232 serial bus 78.

[Para 31] The interface 76, environmental sensor network, is implemented as a 1-Wire® network allowing for a number of various types of temperature, humidity, light-level and other sensors to be monitored by the base control unit 16. The 1-Wire® network is expandable to a wide array of devices including general purpose digital and analog I/O

devices which would allow for the control of actuators and relays that may be useful for control of air dampers, water control valves, electronic windows, vents and other such devices utilized within a typical residential environment.

[Para 32] The interface 74, the air handling control systems interface, provides the means by which the base station serves to control the heating, air conditioning and other air handling equipment within the residence. This interface is designed to replace the standard thermostat that is typically used within residential heating and cooling systems. The interface 74 may provide multi-zone thermostat functions control as well as an interface to electronic air dampers. The thermostat portion of the base control unit is capable of controlling an unlimited number of zones.

[Para 33] The serial data bus interface 78 allows for data communications with the wide range of devices on the market that support this type of communications interface. Examples of such data communications include desk top computers, modems, and fax machines .

[Para 34] The USB interface 80 allows the base control unit 16 to communicate with other devices that support this type of interface. This bus can be used to expand the capabilities of the base station and add support for: persistent data storage; peripheral expansion devices (digital cameras etc); and other wireless interfaces (Bluetooth, 802.11).

[Para 35] The Digital Analog and I/O interfaces 84 and 86 respectively allow the base control unit to connect to a wide array of devices that interface to the real world. This allows the base control unit to serve as a bridge between simple devices and the networks to which the base station is connected. Examples of such would include: alarm systems; electronic locks; gate controls; pressure transducers; contact closures; and relays.

[Para 36] The multi-purpose expansion bus 89 is a proprietary bus that allows for the addition of custom accessories developed exclusively for use with the base station.

[Para 37] The power line interface 72 allows the base control unit to communicate over the power line to devices that support a power line communications interface. Examples of these type of interfaces are X10 and HomePlug.

[Para 38] The remote control units 12, 26 take advantage of either GPS Assisted (“GPSA”) technology, an external GPS unit 64 or location based information provided by the cellular network 22. GPSA technology uses cellular-based location information provided by cellular infrastructure pursuant to the E911 protocol or mandate. With GPSA, cellular telephone towers locations have their own GPS receivers installed such that their coordinates are already known and can be readily communicated to the remote control units such that the normal three to five minute delay inherent in GPS position determination is avoided. For remote control units without GPSA technology, an external GPS can be used to communicate geographic location to the software within the remote control unit. The cellular carrier can further provide location based information to the cellular handset by using the cellular towers to determine its geographic location.

[Para 39] Each remote control unit 12, 26 communicates with the base control unit 16 to affect the operational aspects thereof and peripheral equipment operatively attached thereto. For example, a remote control unit can command the base control unit 16 to enter an energy conservation mode. The user moves the cursor of the LCD screen 38 until the desired operational icon 42 is highlighted. The function associated with the icon 42 by the applications software is triggered by pressing the select button 36. The applications software communicates the command to the base control unit 16 through the cellular telephone network 22. The command string so transmitted is received and processed by the base control unit 16. Upon entering this mode the base control unit 16 adjusts air handling systems, open or close dampers, open or close window coverings, and adjusts operation of a hot water heater to conserve power consumption of the home. In the preferred

embodiment, the remote control units are conventional cellular telephone handsets that are equipped with a programming kernel, such as Java or J2ME, that enables the telephone to be customized to perform functions that are not typical of standard cellular telephone operation. For example, to use a cellular telephone that has a home automation terminal in its conventional mode, the user would have to enter a telephone number, dial into a home automation controller, and press the telephone keys to send DTMF audio signals to the controller. After the session is completed, the user has to manually disconnect from the cellular network. The data path between the remote control unit and the base control unit is SMS ("simple message service".) However, the implemented port addressing scheme allows short messages to the remote control unit to bypass standard cellular telephone functions and to operate the features of the unit independently. The desired port to be addressed on the receiving unit is configured in the user data header of the SMS message that is transmitted to the receiving unit as is well known in the art. Further, the various remote control units can send SMS information to and from one another, exclusive of the base control unit in order to change the status information for a particular user. For example, if one remote control unit desires to be inactive, a command is sent to the other remote control unit to change the personal status thereof as displayed on the other units. Similarly, the remote control units can send SMS messages to the applications running in the other remote control units to affect operation parameters of those receiving remote control units.

[Para 40] By way of illustration, if the base control unit notifies the remote control unit of an activation of an alarm system associated with the base control unit, the remote control unit receives textual messages and graphical indicators to alert the user. The user acknowledges receipt of the alert by pressing a button or entering a code. The communication does not involve the voice mode for communicating between the two units.

Use of a conventional programmable cellular telephone readily meets the regulatory requirement that a device that participates in the cellular network be FCC or CTIA approved.

[Para 41] SMS port addressing allows Mobile Terminated SMS messages to be processed within the cellular telephone's application software without user intervention. Such uses include Voice Mail notifications, Wireless Access Protocol WAP, E-mail, and Phone Provisioning. The Internet Assigned Numbers Authority (<http://www.iana.com>) is responsible for defining the use of the various ports and specific ranges of numbers have been assigned for use by application software.

[Para 42] When the Java software application is operationally accessed by microcontroller 45 and started within the remote control unit 12, it attaches itself to a specific port for the reception of SMS messages. All Mobile Terminated (MT) SMS messages that contain a User Data Header (UDH) that indicate a port address, such as 50120, will be forwarded to the application software for processing.

[Para 43] The following AT command sequence is illustrative of the commands the base station unit 16 sends to the wireless module 70 over serial communications interface 110 to send a message to the remote control unit 12 to notify it that the temperature in zone 0 is currently 72 degrees:

ATE=0 \r Turn off echoing of characters sent to the module

AT+CMGF=0 \r Set Module in PDU Message format

AT+CMGS=44 \r Total length of PDU is 44 octets

0041000AC10294268088000023060504C3C800003C7AB90D07E9DFEE724F041381

EC6176BDDC13DD64A2970F <ctrl-Z>

[Para 44] The base control unit 16 is configured to interact with and respond to multiple remote control units 12. If multiple remote control units 12, or associate units 26 are deployed, one of the remote control units could be considered a master and all others could be considered slaves. Specific operational characteristics of the base control unit 16 may be configured as to only respond to commands from the master remote control unit.

Alternatively, the remote control units may be segregated into classes such that the base control unit responds to commands and communicates selected information to a class containing one or more remote control units. An example would be a first class consisting of remote control units operated by parents and a second class consisting of remote control units operated by children. Information pertaining to the activities of the children may be selectively reported by the base control unit to the parents. By way of illustration, when a child operating a remote control unit in the second class disarms the alarm system prior to entering the residence controlled by the base control unit, parents in the parent class are notified accordingly that the child has arrived at home. The class assignments and configurations are easily customized to provide the notifications desired by the authoritative system operators, in this case, the parents.

[Para 45] The GPS receiver module 64 including antenna 65 is optionally incorporated into the remote control unit 12 for allowing the remote control unit to communicate position information to the base control unit 16. The GPS may also be incorporated into wireless module 56, as in newer CDMA 2000 compatible cellular modules. This feature allows the base control unit to change its operational characteristics based upon the location of the remote control unit(s).

[Para 46] For example, the base control unit may adjust the water temperature and thermostats when one of the remote control units comes within a specific distance from the house. The geographic information that is acquired by the GPS subsystem in the remote

control unit (whether it is a separate GPS unit or part of the module) can be compared to settings stored in either the remote control unit itself or the base control unit to provide capabilities such as Geo-Fencing, Asset Tracking, and Bio-Location (knowing where a living entity is located).

[Para 47] In the preferred embodiment, the position data are derived from NEMA data received from the GPS component. NEMA data includes latitude, longitude, time, velocity, and heading information. Each information packet is streamed once per second. Data are captured by the remote control unit, they are processed by its application software, and the results are transmitted by port-addressed SMS to the base control unit for proximity detection. Specific remote control units can be configured in such a way that they send a status message to the base control unit if they exceed a programmed set of boundary conditions. If desired, the base control unit can on its own initiative query the remote control unit to learn its geographic location.

[Para 48] Geographic location information is programmed into the base control unit through keypad 120. Additionally, the geographic location of the base control unit may be entered into a GPS-enabled remote control unit through the application software user interface. A user-determined distance is then programmed into the remote control unit. When the remote control unit travels a distance that exceeds the programmed distance from the base control unit, the remote control unit reports this information to the base control unit. The base control unit will then send this information to the appropriate user or to a predetermined class of users. This is an example of geo-fencing and would be typically used to notify parents that one of their children has traveled beyond a set distance from the home.

[Para 49] The base control unit communicates status information to the remote control unit either on a periodic or event-driven basis. It can initiate communications based on its

aggregated inputs, or it can respond to individual requests and commands received from the remote control unit.

[Para 50] Examples of events that could cause the base control unit to initiate a communications session with the remote control unit include fire or burglar alarm activation, HVAC or freezer temperature thresholds exceeded, equipment failures, an air filter change necessary, a change in the home state vector, (occupied, unoccupied) or a geographical boundary condition exceeded by one of the other remote control units.

[Para 51] In addition to communicating status information to the remote control unit, the base control unit will, as programmed, initiate corrective action for the indicated event. For example, upon communicating an alarm activation message to a remote control unit, the base control unit, upon detecting the presence of an authorized user arriving at the local location, could disable the alarm system. Upon the detection of a member of an authorized class member, the base control unit can start the operation of the whirlpool bath in anticipation of the user's arrival, turn on specified interior and exterior lighting, or increase or decrease the thermostatic set point for the heater or air conditioner.

[Para 52] Yet additional geographical dependent operation or control may be provided by the inherent aspects of Bluetooth wireless technology presently available from a wide variety of professional and consumer electronic equipment manufacturers and vendors. Bluetooth radio-frequency protocol enabled devices allow totally wireless operation of devices such as computers, computer keyboards, printers, pointing devices, digital audio players, headphones, computer games, personal digital assistants, remote controls, and the like. Each Bluetooth device is characterized by one of three power classes: Class 1 is designed for long range (approximately 100m) devices, with a maximum output power of 20 dBm; Class 2 is for ordinary range devices (approximately 10m) devices, with a maximum output power of 4 dBm; and Class 3 is for short range devices (approximately 10cm) devices, with a

maximum output power of 0 dBm. Class 2 devices are used in the preferred embodiment as they provide a beneficially sized geographic range or fence around the local location to allow the system to provide presence detection functionality.

[Para 53] Each chipset in a Bluetooth enabled device has a unique serial or identification number. To enable the base control unit to recognize and respond to the presence of a Bluetooth enabled device, the device must be physically held within operable range of the control unit. The user instructs the control unit to request authorization from the Bluetooth device. An authorization code is manually entered into the base control unit and then into Bluetooth device. If the unique identification or serial number entered into each unit matches, it is stored and associated with the particular user or class of users, and the base control unit and the Bluetooth enable device are authenticated and are in communication with each other. At a periodic interval, the base control unit directs the Bluetooth master unit (located in the base control unit) to do a device discovery and report back the unique identification numbers it finds. If an identification number is not discovered, the user is assumed not within close proximity of the base control unit, which then reports the results to the designated class of users. If desired or necessary based on environmental circumstances, the Bluetooth receiver can be remotely located from the base control unit for controlled reception or to compensate for radio frequency coverage problems. The Bluetooth enabled device could be a cellular telephone, a watch, an MP3 player, a pendant, or any other Bluetooth equipped device compatible with current Bluetooth standards.

[Para 54] In the preferred embodiment, the Bluetooth enabled remote control unit may be programmed using Java J2ME to send a message to other remote control units when they detect a specific base station control units. This feature allows multiple base station control units in a large environment and the case that the remote control unit handles the notification.

[Para 55] While the preferred embodiment employs popular Bluetooth technology, it should be appreciated and understood that other presently available technologies, such as 802.11(x), or future technologies can be used in the same manner as Bluetooth. The base control and remote control units each contain application software that is readily modifiable to adapt to a new or different technology or protocol.

[Para 56] Application software within the systems microcontroller 106 provides for autonomous control that is either preprogrammed at the time of manufacture or customized by the end user of the base station for their specific needs. Examples of autonomous control include: shut down of the air handling system if a fire is detected, thereby the spread of smoke and the possibility of “fanning” the fire; adjusting of indoor temperature and humidity settings depending upon conditions and information such as outdoor environmental conditions such as temperature, humidity, sun load and wind, short-term weather forecasts, family schedule and activities, structure occupancy, context, location of users; shutdown of sensitive electronic components and subsystems in cases of severe weather, or failures in other subsystems; closing and opening of windows and/or window coverings to conserve energy; control of sprinkler systems based upon current weather conditions and weather forecasts. The application software includes a macro language interpreter to enable efficient end-user customization and future expansion to the system. A macro is a miniature computer program activated by a symbol, name, or key that represents a list of commands, actions, or keystrokes. A macro allows a local or remote user to enter a single character or word to perform a series of predetermined actions.

[Para 57] Base control unit 16 further comprises the Ethernet interface 82 to respond to external web services generally accessible through an Internet connection. For example, at present, weather services on the Internet can be queried using the SOAP protocol. The services respond with timely weather information, typically encoded in XML. The base

control unit 16 understands and interprets that received information and responds according to instructions, including macros, programmed into its application software. Such capability allows the base control unit to take actions, like causing the sprinkler system to bypass its scheduled watering cycle should rain be forecast. Other information services allow other responses. A school system's notification that schools are being released early due to inclement weather conditions could cause the base control unit to notify the class containing the parental remote control users of the decision to afford the parent the opportunity to make transportation and custodial decisions with regard to their children in the schools. The application software is RSS-aware and is capable of receiving and responding accordingly to RSS feeds. RSS ("really simple syndication") is an efficient and popular web content syndication serial data format. Any information that can be broken down into discrete data items can be syndicated via RSS. Once information about each item is in RSS format, in the present invention, the base control unit examines the feed for changes and reacts to the changes in an appropriate way. The Ethernet bridge function is easily updated and expanded by an upload of revised application software to the base control unit.

[Para 58] Messages from the remote control unit 12 to the base control unit 16 do not need to rely on port addressing for processing. The base control unit 16 uses a cellular telephone module that does not contain a user interface. The processing of SMS messages is handled by the base control unit applications software.

[Para 59] The base control unit 16 commands the cellular module to send newly received SMS messages directly to the base control unit 16 over the serial port using unsolicited result codes. Upon receipt of a new message the cellular module sends the following:

+CMT: <length><CR><LF><pdu>

Where <length> is the length of the <pdu> element

<CR> is carriage return and <LF> is line feed.

<pdu> is the Short Message data in either PDU or text format.

The base control unit 16 processes the data according the content of the message data.

[Para 60] Although port addressing is not currently used when messages are sent from the remote control unit 12 to the base control unit 16 software (it still is used within the base control unit 16 cellular module for provisioning and control from the carriers), the system can utilize the port addressing to direct messages to specific subsystems that are tied to the base control unit 16.

[Para 61] The present invention thus provides an on-demand bidirectional communications interface for monitoring, controlling, and securing various environment functions and characteristics attendant the interior and exterior of a building. The system may thus monitor and control temperature, and a myriad of other environmental functions of the building include, by way of example and not limitation, temperature, power status for the building and discrete applications therein, humidity/moisture, smoke/toxic gases, structural breaches, security status, visual conditions and a host of other natural and non-natural phenomena.

[Para 62] The base control unit is preferably mounted at an appropriate location on a wall within the building to provide a local access for regulation. The base control unit is locally operatively interfaced with a plurality of sensors and devices systematically distributed throughout the building and communicating according to varying protocols such as infrared, radio frequency, X-10, and hard wiring.

[Para 63] The sensors provide continuous measurement and status of target environmental characteristics. Examples of sensor applications include utilities status, moisture and humidity detection, door and window condition, and the like. Associated

controlled devices providing operational functions refrigeration, water heating, security cameras, illumination devices, and the like.

[Para 64] The air handling unit receives signals from the associated sensors and communicates them to the base control unit 16 that, based on the processed measured characteristics thereof, activates or deactivates one or more of the devices of the unit in response to the measurement. For example, if the temperature sensor exceeds a preset value, the HVAC unit is activated, and when the measured characteristic is within a preset value range, the unit is deactivated. In addition, when a measured characteristic exceeds a predetermined value range, an alarm signal may be transmitted to a remote control unit 14 to provide an audible, tactile, and/or visual indication. Thus, if utility sensor S2 indicates a loss of electrical, water, or communications service, a signal is sent to the remote control unit 14 and the operator thereof has the ability to take corrective action in response thereto. Also, the operator may invoke the a command from the remote control unit 14 to the base control unit 16 to activate a select device such as the HVAC unit, a water heater, a refrigeration appliance or other discrete device remotely in order to prepare the building for occupancy by the operator or designee.

[Para 65] The sensors for the system are distributed throughout the building to detect the environmental characteristics of the building. These characteristics include, but are not limited to, temperature, humidity/moisture, smoke/toxic gases, structural breaches, and a host of other natural and non-natural phenomena.

[Para 66] In a conventional thermostat, a temperature sensor and switch automatically control a heating or cooling appliance when the sensed temperature is beyond a preset value. The thermostatic interface of the invention would include a temperature sensor that constantly monitors the environmental temperature and control of a heating and/or cooling appliance to maintain the building at a substantially constant temperature.

[Para 67] The thermostatic interface also receives other environmental characteristics of the building and responds in a like manner. For example, a sensor would monitor the humidity (or moisture content of the air) of the building. If the temperature monitored by temperature sensor is within the preset range value, a conventional thermostat would not adjust the heating and/or cooling appliance to regulate the moisture content, thus presenting favorable environment for the growth on molds and mildew. The thermostatic interface receives the humidity value measured by the humidity sensor, determines that the value exceeds a predefined limit, and generates an alarm signal that is transmitted as an alarm signal via the communication link to the remote control unit. The operator receives the information and transmits a control signal from the remote access unit to the base control unit via the communication link and activates the appropriate appliance in response thereto, thus reducing the humidity value to acceptable levels and preventing the progression of mold and mildew growth.

[Para 68] The sensors are distributed according to a predetermined plan that effectively makes the “most likely place” for a change in environmental characteristics to be sensed. For example, several smoke/toxic gas sensors would be distributed about the ceilings and floors so as to identify the presence of smoke (i.e. fire) or carbon monoxide (i.e. toxic gas), and relaying the measured characteristic to the thermostat. Other types of sensors would be optimally placed in order to monitor the egression of water into the building, lighting striking the building, suspension or cessation of a provided utility (i.e., electric power, water and sewer provisions, natural gas), collapse of the building or a portion thereof due to weather (i.e., tornado, hurricane, blizzard), or breach of the building security (i.e., break-ins). The sensors may be hard wired through the structure of the building. Also, the sensors may have a wireless communication. The optimal presentation would be a dual connection, such a hard-wired and wireless communication, e.g., a transmitter/receiver. This provides

maximum effective monitoring of the building because the hard wiring would alleviate the need for constant battery monitoring, likewise, the wireless communication provides monitoring should the absence of electrical power be a factor. For example, the combined hard wired and wireless connection of the sensors to the unit allows the monitoring of the building and generates the alarm when the power is lost due to an area wide electrical outage. The unit transmits that information (i.e., the loss of electrical power) to the remote control unit and the operator is aware that the electrical power is absent. If the loss of electrical power were due to a nefarious figure seeking to breach the building, i.e., breaking a window to gain access, a security sensor would still be able to provide the base control unit with an indication that the building has a security breach. The base control unit, operating under an alternate electrical power supply such as a backup battery, would generate a subsequent alarm signal and transmit the subsequent alarm signal for routing through the direct connect wireless for immediate transmission to the remote control unit, thereby alerting the operator that in addition to the loss of electrical power, the security of the building has been breached. The operator can thereby contact the law enforcement facility of the local jurisdiction and have an immediate response. If the remote control units are organized in classes, such as “managers”, the information would be almost simultaneously provided to each member of the class who would have a need to receive and react to it.

[Para 69] In addition to main residence use, the system is typically suited for a vacation/second dwelling, a business concern, or any building structure that is not constantly occupied. For example, if the thermostat control system is installed in a vacation home in one locality, the operator may effectively be in any other portion of the globe so long as an effective communication link is provided with the remote control unit 14.

[Para 70] Multiple base station units could be controlled through a single cellular phone for those instances where a person desires to have systems installed in multiple residences. The application software uses the Source Address field of the message to distinguish between different base control units 16.

[Para 71] It is to be understood that the present invention is not limited to the embodiments described above, but encompasses any and all embodiments within the scope of the following claim.

What is claimed is:

[Claim 1] 1. A ubiquitous connectivity and communications system for controlling operation of an environmental condition in a structure, comprising: a device for controlling an environmental condition in the structure; a base unit in said structure and operatively interfaced with said device to control the operation thereof; at least one remote device; connectivity means providing an on-demand, private and direct communications interface between said base unit and said remote device enabling instant wireless connectivity therebetween; means for providing a indication of current status of said device to said base unit; means for transmitting said indication of current status through said connectivity means to said remote device; display means at said remote device for indicating said current status of said device; input means at said remote device for prescribing an indication of revised status for said device; means for transmitting said indication of revised status through said connectivity means to said base unit; means operatively associated with said base unit and operatively connected with said device for effecting said revised status for said device.

[Claim 2] 2. The system as recited in claim 1 wherein said device for controlling an environmental condition includes electronic and electromechanical switching means interfaced with said device for controlling an environmental condition.

[Claim 3] 3. The system as recited in claim 1 wherein said base unit is a microcontroller-based processing unit having customizable application specific software.

[Claim 4] 4. The system as recited in claim 1 wherein said remote device is a cellular telephone handset with custom programmability means.

[Claim 5] 5. The system as recited in claim 4 wherein said custom programmability means is a JAVA programming kernel.

[Claim 6] 6. The system as recited in claim 4 wherein said custom programmability means is a J2ME programming kernel.

[Claim 7] 7. The system as recited in claim 1 wherein said connectivity means includes a transmitting and receiving module in said base unit and a transmitting and receiving unit in said remote device operatively communicating with each other over the cellular telephone network.

[Claim 8] 8. The system as recited in claim 1 wherein said means for providing an indication of current status to said base unit and said means for transmitting said indication of current status is an short message service (SMS) message carried along said cellular telephone network.

[Claim 9] 9. The system as recited in claim 1 wherein said display means is a liquid crystal display module.

[Claim 10] 10. The system as recited in claim 9 wherein said liquid crystal module includes selectable graphic icons corresponding to environmental conditions being monitored or controlled.

[Claim 11] 11. The system as recited in claim 8 including means operative between said remote devices using said short message service (SMS) for selectively disabling transmission thereto.

[Claim 12] 12. A detection system for selectively determining the presence of individuals within a proximate distance of a structure, said detection system comprising: a base unit at said structure; a first remote unit operated by one of the individuals and transmitting a first identification signal; a second remote device operated by another of the individuals and transmitting a second identification signal; receiving means associated with said base unit for receiving said authorizations codes when the associated remote device is within the proximate distance of the structure; selection means operatively associated with

said base unit for selectively establishing an authorized user status to said remote devices based on said identification signal; instant wireless connectivity means for transmitting to a master remote unit the presence of a remote unit with said proximate distance of said structure based on said authorized user status.

[Claim 13] 13. The system as recited in claim 12 wherein said base unit includes a Bluetooth transmitter and receive module for bidirectional communications with said remote units.

[Claim 14] 14. The system as recited in claim 12 wherein said base unit includes a bidirectional radio frequency communications module conforming to the 802.11 protocol.

[Claim 15] 15. The system as recited in claim 12 wherein said remote units include cellular telephones including Bluetooth bidirectional communications modules.

[Claim 16] 16. The system as recited in claim 12 wherein said receiving means associated with said base unit is a Bluetooth bidirectional communications module.

[Claim 17] 17. The system as recited in claim 12 wherein said receiving means associated with said base unit is a bidirectional radio frequency communications module conforming to the 802.11 protocol.

[Claim 18] 18. The system as recited in claim 12 wherein said selection means comprises a microcontroller-based processing unit having customizable application specific software.

[Claim 19] 19. The system as recited in claim 12 wherein said instant wireless connectivity means is a radio frequency communications channel according to the Bluetooth communications protocol.

[Claim 20] 20. The system as recited in claim 12 wherein said instant wireless connectivity means is a radio frequency communications channel according to the 802.11 communications protocol.

[Claim 21] 21. A system for enabling select individuals to selectively control environmental conditions of a structure, comprising: a plurality of devices for controlling discrete environmental conditions in the structure; control means for operating each device to control a select environmental condition; a base unit in said structure; a mobile master remote unit operable by a first party; a mobile associate remote unit operable by a second party, said associate mobile unit transmitting an identification signal; receiving means associated with said base unit for receiving said identification signal when said associate remote unit is with a proximate distance to the structure; selection means operatively associated with said base unit for establishing an authorized user status to said associate remote device based on said identification signal; instant wireless connectivity means; connectivity means providing an on-demand, private and direct communications interface between said base unit, said master remote unit and an associate remote unit having said authorized user status enabling instant wireless connectivity therebetween; means for providing a indication of current status of each of said devices to said base unit; means for transmitting said indication of current status of each of said devices through said connectivity means to said mater remote device and for transmitting said indication of current status of select devices to said associate remote device; display means at said remote devices for indicating said current status of said devices transmitted thereto; input means at each of said remote devices for prescribing an indication of revised status for device displayed thereat; means for transmitting said indication of revised status through said connectivity means to said base unit; means operatively associated with said base unit and operatively connected with said devices for effecting revised status for a prescribed device.

[Claim 22] 22. The system according to claim 21 wherein said remote units are conventional cellular telephone handsets with custom programmability means.

[Claim 23] 23. The system according to claim 21 wherein said connectivity means is the cellular telephone network.

[Claim 24] 24. The system according to claim 21 wherein said remote units include Bluetooth bidirectional communications modules.

[Claim 25] 25. The system according to claim 22 wherein said remote units include global positioning satellite (GPS) receivers for communicating present remote unit location information to said base unit.

ABSTRACT

A thermostat control system for monitoring and controlling environmental characteristics of a building includes a base station unit and a remote access unit continuously interfacing through instant wireless private direct connectivity. The system also includes a plurality of sensors that measure the environmental characteristics and provide the thermostat unit with the measurements.

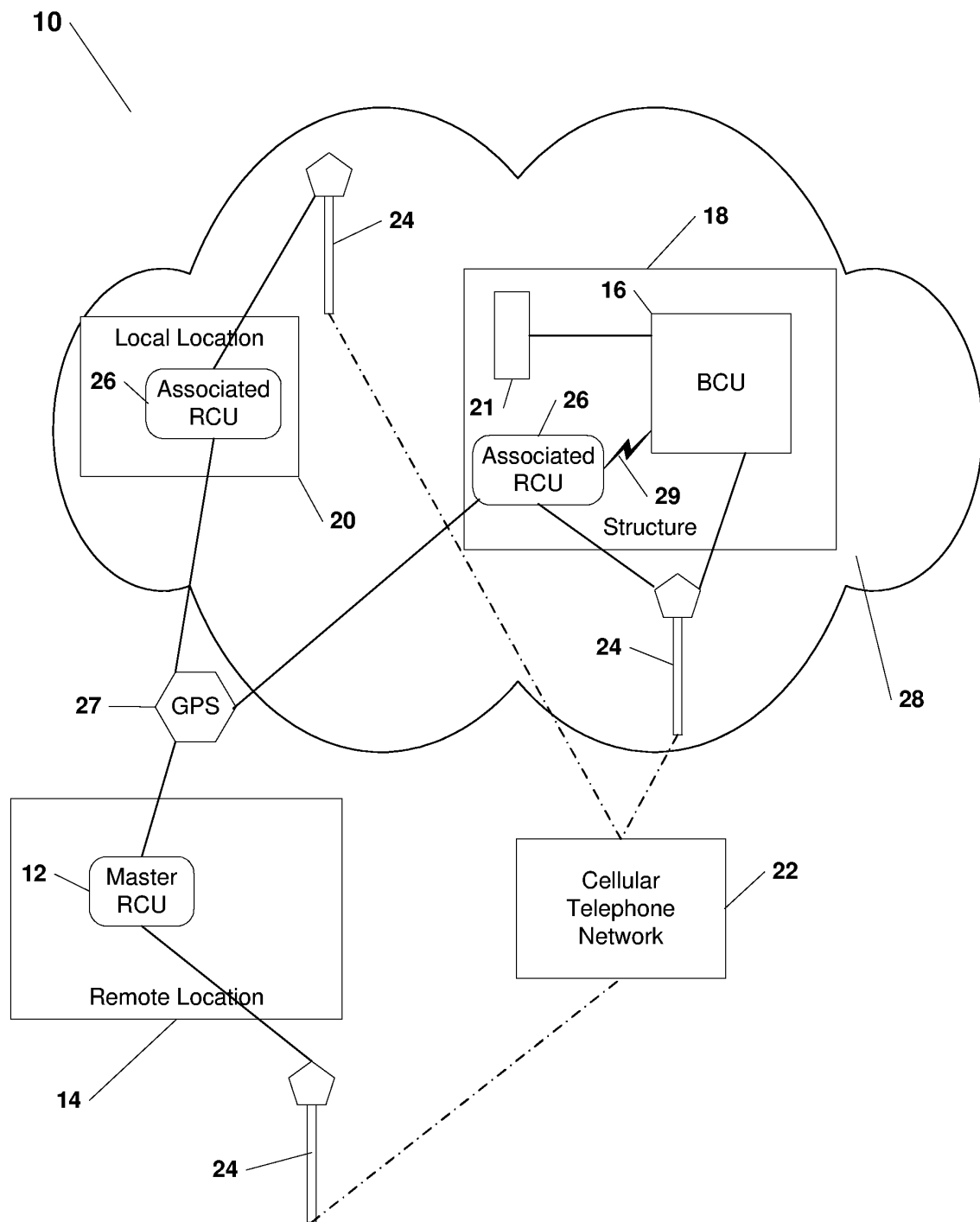


Fig. 1

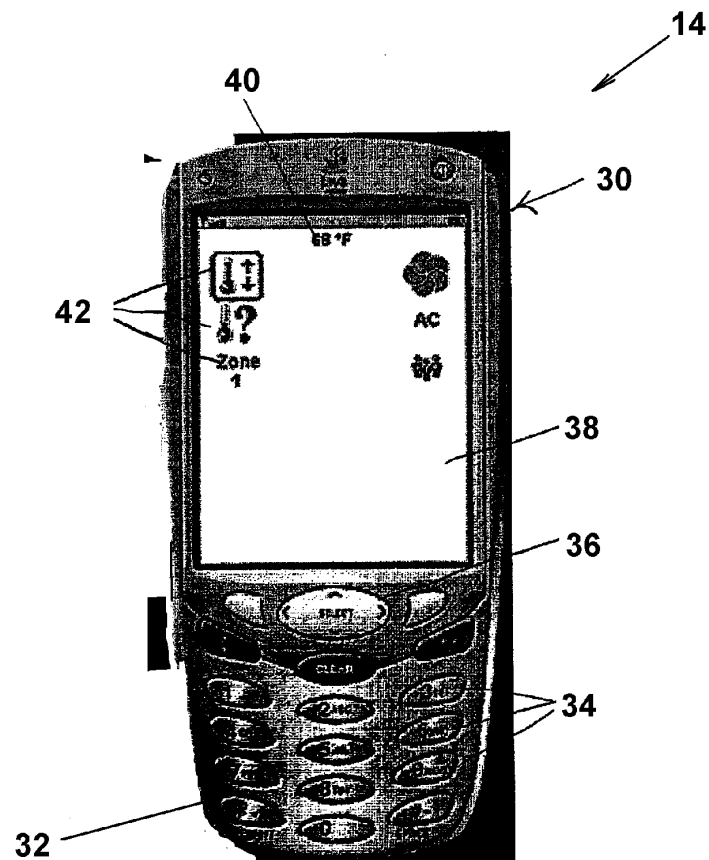


Fig. 2

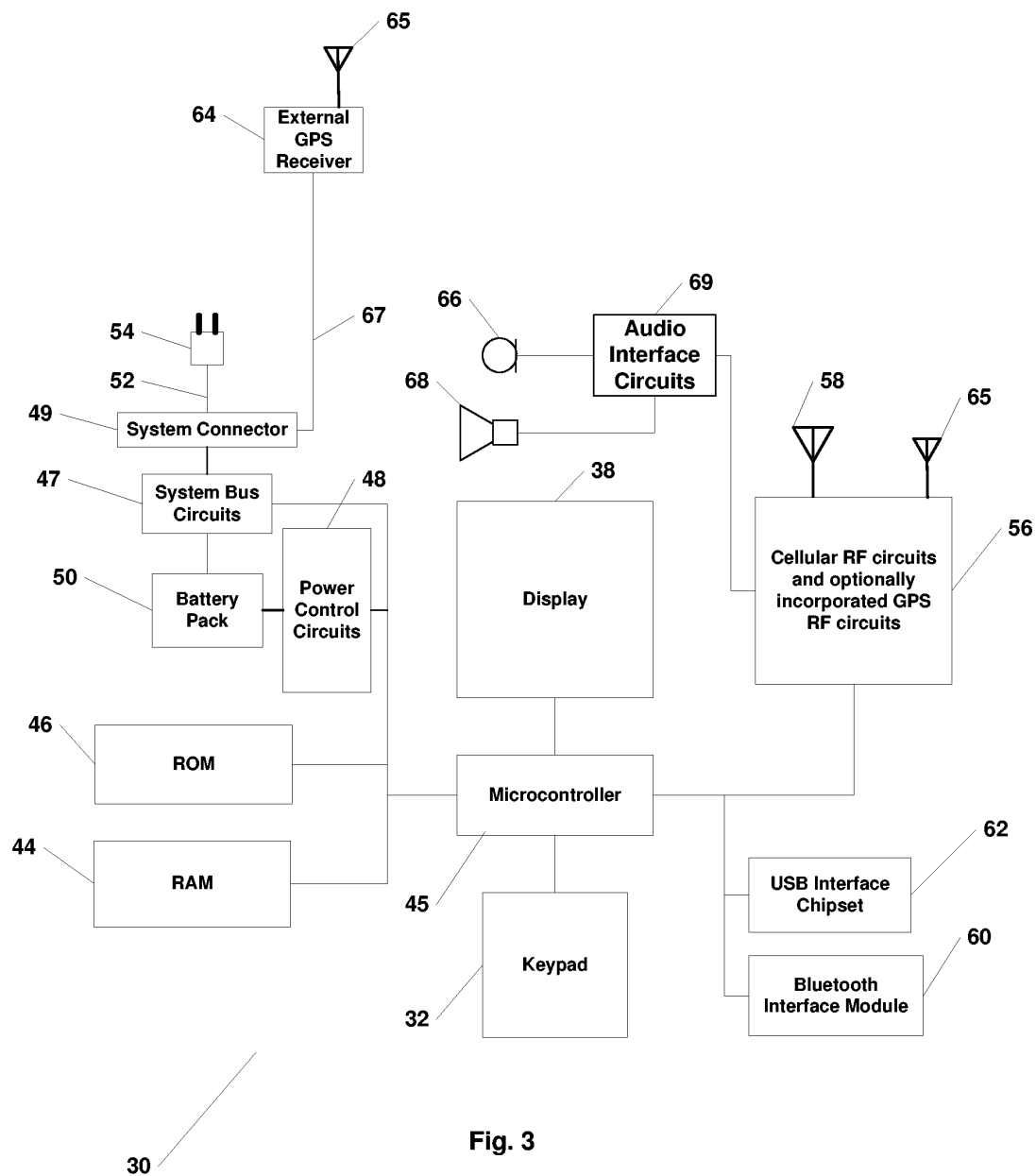


Fig. 3

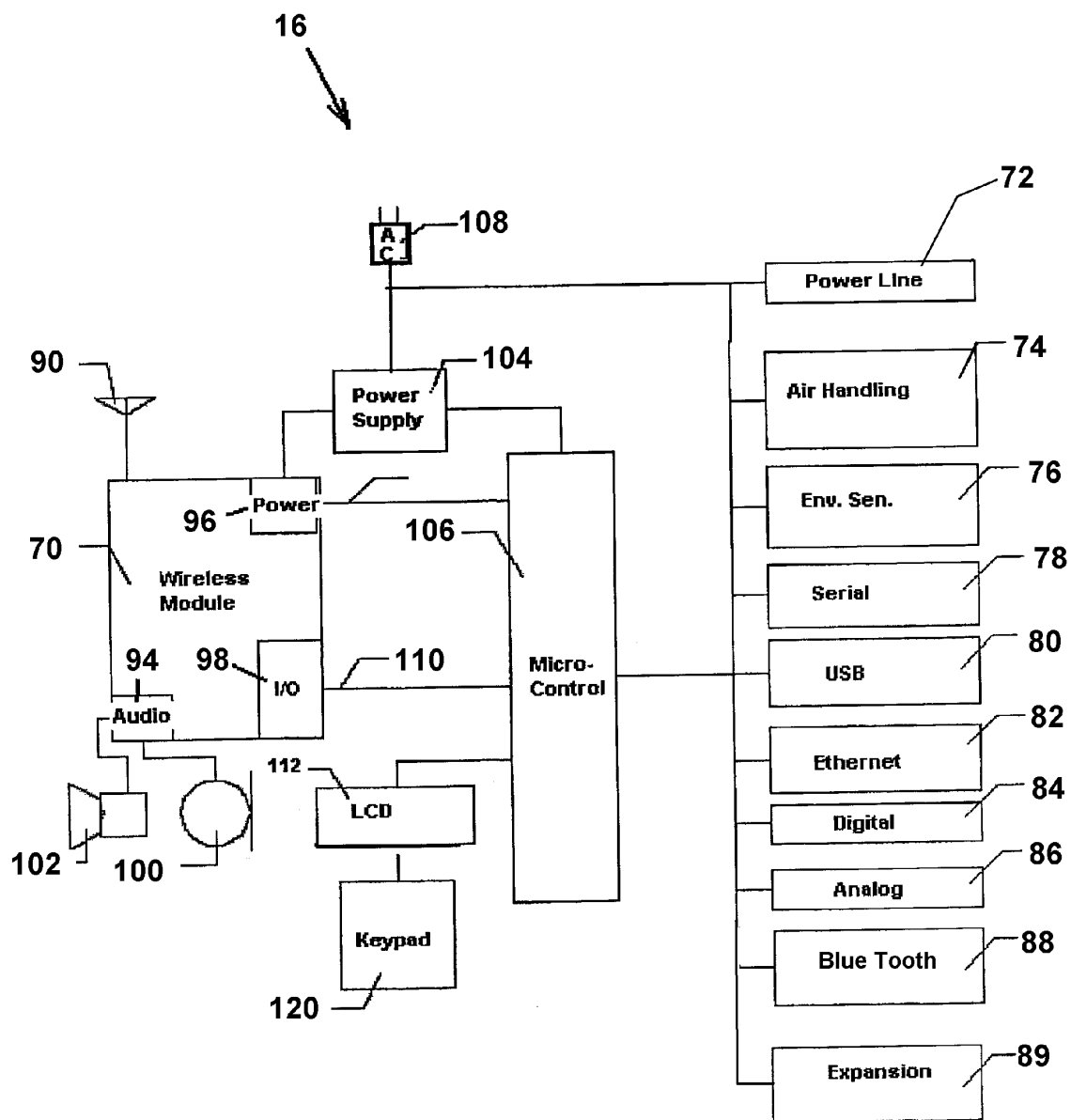


Fig. 4



THE UNITED STATES PATENT AND TRADEMARK OFFICE

In Re: Application of
Charles G. SHAMOON, et al.

Serial No. 11/160,006

Filed: 06/06/2005

Examiner

Art Unit

For: UBIQUITOUS CONNECTIVITY
AND CONTROL SYSTEM FOR
REMOTE LOCATIONS

Attorney's Docket No. 7080-04-05

PETITION TO MAKE SPECIAL UNDER 37 CFR § 1.102(c)

Assistant Commissioner for Patents

Washington, DC 20231

Sir:

Applicant, through its undersigned representative, hereby petitions to make the above-captioned patent application special pursuant to 37 CFR § 1.102(c). This petition is made on the basis of applicant's age. Enclosed is a Verified Statement of Age indicating that Applicant is 69 years old.

Hence, grant of this petition, accordance of special status to this application, and examination out of turn are believed to be in order and are respectfully

requested. Should there be any remaining questions, the attorney to whom they would expedite such actions, the petition's examiner is invited to contact the undersigned at the telephone number appearing below. No fee is believed to be due with this petition. However, the Director is authorized to charge any fees associated with this or any other communication, or credit any overpayment, to Deposit Account No. 500498.

Dated: June 6, 2005

Respectfully submitted,


MILLS LAW FIRM PLLC

A handwritten signature in cursive script, reading "Peter D. Sachtjen".

Peter D. Sachtjen, Reg. No. 24,619

MILLS LAW FIRM PLLC
PO Box 1245
Cary, NC 27512-1245
Telephone: (919) 462-3036
Facsimile: (919) 462-3041
Attorney Direct Line: (252) 413-0475

ITW



PTO/SB/21 (09-04)
Approved for use through 07/31/2006. OMB 0651-0031
U.S. Patent and Trademark Office; U.S. DEPARTMENT OF COMMERCE
Under the Paperwork Reduction Act of 1995, no persons are required to respond to a collection of information unless it displays a valid OMB control number.

TRANSMITTAL FORM <small>(to be used for all correspondence after initial filing)</small>	Application Number	11/160,006	
	Filing Date	06/06/2005	
	First Named Inventor	SHAMOON, Charles G., et al.	
	Art Unit		
	Examiner Name		
Total Number of Pages in This Submission	6	Attorney Docket Number	7080-04-04

ENCLOSURES (Check all that apply)		
<input type="checkbox"/> Fee Transmittal Form <input type="checkbox"/> Fee Attached <input type="checkbox"/> Amendment/Reply <input type="checkbox"/> After Final <input type="checkbox"/> Affidavits/declaration(s) <input type="checkbox"/> Extension of Time Request <input type="checkbox"/> Express Abandonment Request <input type="checkbox"/> Information Disclosure Statement <input type="checkbox"/> Certified Copy of Priority Document(s) <input type="checkbox"/> Reply to Missing Parts/Incomplete Application <input type="checkbox"/> Reply to Missing Parts under 37 CFR 1.52 or 1.53	<input type="checkbox"/> Drawing(s) <input type="checkbox"/> Licensing-related Papers <input checked="" type="checkbox"/> Petition <input type="checkbox"/> Petition to Convert to a Provisional Application <input type="checkbox"/> Power of Attorney, Revocation <input type="checkbox"/> Change of Correspondence Address <input type="checkbox"/> Terminal Disclaimer <input type="checkbox"/> Request for Refund <input type="checkbox"/> CD, Number of CD(s) _____ <input type="checkbox"/> Landscape Table on CD	<input type="checkbox"/> After Allowance Communication to TC <input type="checkbox"/> Appeal Communication to Board of Appeals and Interferences <input type="checkbox"/> Appeal Communication to TC (Appeal Notice, Brief, Reply Brief) <input type="checkbox"/> Proprietary Information <input type="checkbox"/> Status Letter <input checked="" type="checkbox"/> Other Enclosure(s) (please identify below): 1) Verified Statement of Age/copy of applicant's KY driver license 2) Return Receipt Postcard
Remarks Application was filed electronically via ePave on 06/06/2005.		

SIGNATURE OF APPLICANT, ATTORNEY, OR AGENT			
Firm Name	MILLS LAW FIRM PLLC		
Signature			
Printed name	Peter D. Sachtjen		
Date	06/06/2005	Reg. No.	24,619

CERTIFICATE OF TRANSMISSION/MAILING	
I hereby certify that this correspondence is being facsimile transmitted to the USPTO or deposited with the United States Postal Service with sufficient postage as first class mail in an envelope addressed to: Commissioner for Patents, P.O. Box 1450, Alexandria, VA 22313-1450 on the date shown below:	
Signature	
Typed or printed name	Stefanie Hansen
Date	06/06/2005

This collection of information is required by 37 CFR 1.5. The information is required to obtain or retain a benefit by the public which is to file (and by the USPTO to process) an application. Confidentiality is governed by 35 U.S.C. 122 and 37 CFR 1.11 and 1.14. This collection is estimated to 2 hours to complete, including gathering, preparing, and submitting the completed application form to the USPTO. Time will vary depending upon the individual case. Any comments on the amount of time you require to complete this form and/or suggestions for reducing this burden, should be sent to the Chief Information Officer, U.S. Patent and Trademark Office, U.S. Department of Commerce, P.O. Box 1450, Alexandria, VA 22313-1450. DO NOT SEND FEES OR COMPLETED FORMS TO THIS ADDRESS. SEND TO: Commissioner for Patents, P.O. Box 1450, Alexandria, VA 22313-1450.

If you need assistance in completing the form, call 1-800-PTO-9199 and select option 2.



THE UNITED STATES PATENT AND TRADEMARK OFFICE

In Re: Application of
Charles G. SHAMOON, et al.

Serial No. 11/160,006

Filed: 06/06/2005

Examiner

Art Unit

For: UBIQUITOUS CONNECTIVITY
AND CONTROL SYSTEM FOR
REMOTE LOCATIONS

Attorney's Docket No. 7080-04-05

VERIFIED STATEMENT OF AGE

Assistant Commissioner for Patents

Washington, DC 20231

Sir:

The undersigned hereby states that he was born on August 16, 1935 and is now 69 years old.

The undersigned, Franklin Eugene NEAL, declares that all statements made herein of his own knowledge are true, that all statements made on information and belief are believed to be true; and further that these statements were made with the knowledge that willful, false statements and the like so made are punishable by

fine or imprisonment, or both, under § 1001 of Title 18 of United States Code that such willful false statements may jeopardize the validity of the Application or any patent issuing therefrom.

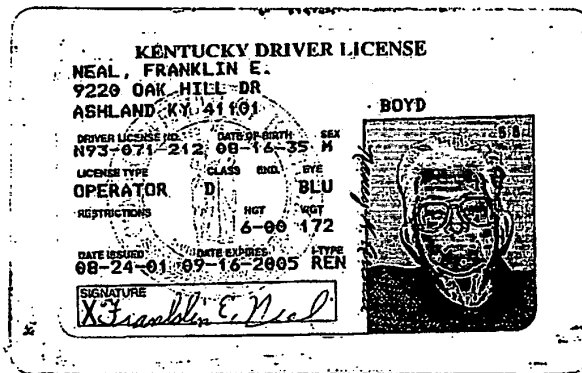
Respectfully submitted,

Franklin Eugene Neal

Franklin Eugene NEAL, Applicant

Date May 3, 2005

Attachment: Photocopy of Drivers License





UNITED STATES PATENT AND TRADEMARK OFFICE

Commissioner for Patents
United States Patent and Trademark Office
P.O. Box 1450
Alexandria, VA 22313-1450
www.uspto.gov

MAIL

JUL 05 2005

DIRECTOR OFFICE
TECHNOLOGY CENTER 2600

MILLS LAWS FIRM, PLLC
P.O. BOX 1245
CARY, NC 27512-1245

In re Application of
Charles G. Shamoon, et al.
Application No. 11/160,006
Filed: June 6, 2005
For: **UBIQUITOUS CONNECTIVITY AND
CONTROL SYSTEM FOR REMOTE
LOCATIONS**

DECISION ON PETITION
TO MAKE SPECIAL

This is a decision on the petition under 37 C.F.R. §1.102 to make special filed June 9, 2005, which is considered as pursuant to MPEP §708.02 (IV), applicant's age.

A petition to make special under MPEP §708.02, IV, must show that petitioner is 65 years of age, or more. Acceptable evidence includes a birth certificate, copy of a driver's license, or simply a statement by the applicant. No fee is required.

The petition includes a Verified Statement of Age indicating that Applicant is 69 years old.

Accordingly, the petition is **GRANTED**.

The application will retain its special status throughout its entire prosecution, including any appeal to the Board of Patent Appeals and Interferences, subject only to diligent prosecution by the applicant.

The application is being forwarded to the examiner for expedited prosecution.

Kenneth A Wieder
Special Program Examiner
Technology Center 2600
Communications
(571) 272-2986

ELECTRONIC INFORMATION DISCLOSURE STATEMENT

Electronic Version v18

Stylesheet Version v18.0

**Title of
Invention**

UBIQUITOUS CONNECTIVITY AND CONTROL SYSTEM FOR
REMOTE LOCATIONS

Application Number : 11/160006



Confirmation Number: 1005

First Named Applicant: Charles SHAMOON

Attorney Docket Number: 7080-04-04

Art Unit: 2681

Examiner:

Search string: (6014089 or 6260765 or 6301484 or 6393297 or 6650249 or 6820049 or 6847822
or 6854660 or 6873824).pn

US Patent Documents

Note: Applicant is not required to submit a paper copy of cited US Patent Documents

init	Cite.No.	Patent No.	Date	Patentee	Kind	Class	Subclass
	1	6014089	2000-01-11	Tracy et al.			
	2	6260765	2001-07-17	Natale et al.			
	3	6301484	2001-10-09	Rogers et al.			
	4	6393297	2002-05-21	Song			
	5	6650249	2003-11-18	Meyer et al.			
	6	6820049	2004-11-16	Monroe et al.			
	7	6847822	2005-01-25	Dennison et al.			
	8	6854660	2005-02-15	Yoon et al.			
	9	6873824	2005-03-29	Flick			


Signature

Examiner Name	Date

TRANSMITTAL

Electronic Version v1.1

Stylesheet Version v1.1.0


Title of Invention	UBIQUITOUS CONNECTIVITY AND CONTROL SYSTEM FOR REMOTE LOCATIONS							
<div style="display: flex; justify-content: space-between; align-items: flex-start; padding: 5px;"><div>Application Number : 11/160006</div><div></div></div> <div style="display: flex; justify-content: space-between; align-items: flex-start; padding: 5px;"><div>Date : 2005-07-13</div></div> <div style="display: flex; justify-content: space-between; align-items: flex-start; padding: 5px;"><div>First Named Applicant:</div><div>SHAMOON Charles G.</div></div> <div style="display: flex; justify-content: space-between; align-items: flex-start; padding: 5px;"><div>Confirmation Number:</div><div>1005</div></div> <div style="display: flex; justify-content: space-between; align-items: flex-start; padding: 5px;"><div>Attorney Docket Number:</div><div>7080-04-04</div></div>								
<p>I hereby certify that the use of this system is for OFFICIAL correspondence between patent applicants or their representatives and the USPTO. Fraudulent or other use besides the filing of official correspondence by authorized parties is strictly prohibited, and subject to a fine and/or imprisonment under applicable law.</p> <p>I, the undersigned, certify that I have viewed a display of document(s) being electronically submitted to the United States Patent and Trademark Office, using either the USPTO provided style sheet or software, and that this is the document(s) I intend for initiation or further prosecution of a patent application noted in the submission. This document(s) will become part of the official electronic record at the USPTO.</p> <table border="1" style="width: 100%; border-collapse: collapse; margin-top: 20px;"><tr><td style="width: 45%; text-align: center;">Submitted By:</td><td style="width: 25%; text-align: center;">Elec. Sign.</td><td style="width: 30%; text-align: center;">Sign. Capacity</td></tr><tr><td>Michael C. Phillips Registered Number: 42,072</td><td style="text-align: center;">/Michael C. Phillips/</td><td style="text-align: center;">Attorney</td></tr></table>			Submitted By:	Elec. Sign.	Sign. Capacity	Michael C. Phillips Registered Number: 42,072	/Michael C. Phillips/	Attorney
Submitted By:	Elec. Sign.	Sign. Capacity						
Michael C. Phillips Registered Number: 42,072	/Michael C. Phillips/	Attorney						

Documents being submitted:	Files
us-ids	7080IDS1-usidst.xml us-ids.dtd us-ids.xsl
Comments This Information Disclosure Statement is being submitted electronically within three months of the filing date of the application and before the mailing of a first Office Action in the present application under the provisions of 37 C.F.R. 1.97 and 1.98.	

ACKNOWLEDGEMENT RECEIPT

Electronic Version 1.1

Stylesheet Version v1.1.1

Title of Invention	UBIQUITOUS CONNECTIVITY AND CONTROL SYSTEM FOR REMOTE LOCATIONS																																		
Submission Type :	Information Disclosure Statement																																		
Application Number:	11/160006																																		
EFS ID:	88077																																		
Server Response:	<table border="1"><thead><tr><th>Confirmation Code</th><th>Message</th></tr></thead><tbody><tr><td>ISVR1</td><td>Submission was successfully submitted - Even if Informational or Warning Messages appear below, please do not resubmit this application</td></tr><tr><td>ICON1</td><td>1005</td></tr><tr><td>USPTOEFSNot</td><td>For assistance with e-filing a patent application, contact the Patent Electronic Business Center: Toll-Free Number:1(866) 217-9197 Website: http://www.uspto.gov/ebc/</td></tr></tbody></table>			Confirmation Code	Message	ISVR1	Submission was successfully submitted - Even if Informational or Warning Messages appear below, please do not resubmit this application	ICON1	1005	USPTOEFSNot	For assistance with e-filing a patent application, contact the Patent Electronic Business Center: Toll-Free Number:1(866) 217-9197 Website: http://www.uspto.gov/ebc/																								
Confirmation Code	Message																																		
ISVR1	Submission was successfully submitted - Even if Informational or Warning Messages appear below, please do not resubmit this application																																		
ICON1	1005																																		
USPTOEFSNot	For assistance with e-filing a patent application, contact the Patent Electronic Business Center: Toll-Free Number:1(866) 217-9197 Website: http://www.uspto.gov/ebc/																																		
First Named Applicant:	Charles SHAMOON																																		
Attorney Docket Number:	7080-04-04																																		
Timestamp:	2005-07-13 15:17:22 EDT																																		
From:	us																																		
File Listing:	<table border="1"><thead><tr><th>Doc. Name</th><th>File Name</th><th>Size (Bytes)</th><th>Date Produced (yyyymmdd)</th></tr></thead><tbody><tr><td>us-ids</td><td>7080IDS1-usidst.xml</td><td>2172</td><td>2005-07-13</td></tr><tr><td>us-ids</td><td>us-ids.dtd</td><td>7763</td><td>2005-07-13</td></tr><tr><td>us-ids</td><td>us-ids.xsl</td><td>12026</td><td>2005-07-13</td></tr><tr><td>package-data</td><td>7080IDS1-pkda.xml</td><td>2048</td><td>2005-07-13</td></tr><tr><td>package-data</td><td>package-data.dtd</td><td>27025</td><td>2005-07-13</td></tr><tr><td>package-data</td><td>us-package-data.xsl</td><td>19263</td><td>2005-07-13</td></tr><tr><td colspan="2">Total files size</td><td>70297</td><td></td></tr></tbody></table>			Doc. Name	File Name	Size (Bytes)	Date Produced (yyyymmdd)	us-ids	7080IDS1-usidst.xml	2172	2005-07-13	us-ids	us-ids.dtd	7763	2005-07-13	us-ids	us-ids.xsl	12026	2005-07-13	package-data	7080IDS1-pkda.xml	2048	2005-07-13	package-data	package-data.dtd	27025	2005-07-13	package-data	us-package-data.xsl	19263	2005-07-13	Total files size		70297	
Doc. Name	File Name	Size (Bytes)	Date Produced (yyyymmdd)																																
us-ids	7080IDS1-usidst.xml	2172	2005-07-13																																
us-ids	us-ids.dtd	7763	2005-07-13																																
us-ids	us-ids.xsl	12026	2005-07-13																																
package-data	7080IDS1-pkda.xml	2048	2005-07-13																																
package-data	package-data.dtd	27025	2005-07-13																																
package-data	us-package-data.xsl	19263	2005-07-13																																
Total files size		70297																																	
Message Digest:	a98416bb128885dcefa526b0dc97836de614f813																																		
Digital Certificate Holder Name:	cn=Michael Coleman Phillips,ou=Registered Attorneys,ou=Patent and Trademark Office,ou=Department of Commerce,o=U.S. Government,c=US																																		

ELECTRONIC INFORMATION DISCLOSURE STATEMENT

Electronic Version v18

Stylesheet Version v18.0

Title of Invention	UBIQUITOUS CONNECTIVITY AND CONTROL SYSTEM FOR REMOTE LOCATIONS
-------------------------------	--

Application Number : 11/160006
Confirmation Number: 1005
First Named Applicant: Charles SHAMOON
Attorney Docket Number: 7080-04-04
Art Unit: 2681



Examiner:

Search string: (4918439 or 4965557 or 5109222 or 5247580 or 5544036 or 5545857 or 5579496 or 5621662 or 5778256 or 5805530 or 5818428 or 5917105 or 5924486 or 6005490 or 6081750 or 6104334 or 6192282 or 6195589 or 6216956 or 6264559 or 6394359 or 6398727 or 20030034897 or 20030034898 or 20020149705 or 20010025349).pn

US Patent Documents

Note: Applicant is not required to submit a paper copy of cited US Patent Documents

init	Cite.No.	Patent No.	Date	Patentee	Kind	Class	Subclass
	1	4918439	1990-04-17	Wozniak et al.			
	2	4965557	1990-10-23	Schepers et al.			
	3	5109222	1992-04-28	Welty			
	4	5247580	1993-09-21	Kimura et al.			
	5	5544036	1996-08-06	Brown Jr. et al.			
	6	5545857	1996-08-13	Lee et al.			
	7	5579496	1996-11-26	Van Steenbrugge			
	8	5621662	1997-04-15	Humphries et al.			
	9	5778256	1998-07-07	Darbee et al.			
	10	5805530	1998-09-08	Youngberg			
	11	5818428	1998-10-06	Eisenbrandt et al.			
	12	5917105	1999-06-29	Joao			
	13	5924486	1999-07-20	Ehlers et al.			
	14	6005490	1999-12-21	Higashihara			
	15	6081750	2000-06-27	Hoffberg et al.			
	16	6104334	2000-08-15	Allport			
	17	6192282	2001-02-20	Smith et al.			
	18	6195589	2001-02-27	Ketcham			
	19	6216956	2001-04-17	Ehlers et al.			

	20	6264559	2001-07-24	Lawrence et al.			
	21	6394359	2002-05-28	Morgan			
	22	6398727	2002-06-04	Bui et al.			

US Published Applications

Note: Applicant is not required to submit a paper copy of cited US Published Applications

init	Cite.No.	Pub. No.	Date	Applicant	Kind	Class	Subclass
	1	20030034897	2003-02-20	Shamoon et al.			
	2	20030034898	2003-02-20	Shamoon et al.			
	3	20020149705	2002-10-17	Allen et al.			
	4	20010025349	2001-09-27	Sharood et al.			


Signature

Examiner Name	Date

TRANSMITTAL

Electronic Version v1.1

Stylesheet Version v1.1.0


Title of Invention	UBIQUITOUS CONNECTIVITY AND CONTROL SYSTEM FOR REMOTE LOCATIONS	
Application Number :	11/160006	
Date :	2005-07-13	
First Named Applicant:	SHAMOON Charles G.	
Confirmation Number:	1005	
Attorney Docket Number:	7080-04-04	
<p>I hereby certify that the use of this system is for OFFICIAL correspondence between patent applicants or their representatives and the USPTO. Fraudulent or other use besides the filing of official correspondence by authorized parties is strictly prohibited, and subject to a fine and/or imprisonment under applicable law.</p> <p>I, the undersigned, certify that I have viewed a display of document(s) being electronically submitted to the United States Patent and Trademark Office, using either the USPTO provided style sheet or software, and that this is the document(s) I intend for initiation or further prosecution of a patent application noted in the submission. This document(s) will become part of the official electronic record at the USPTO.</p>		
Submitted By:		Elec. Sign.
Michael C. Phillips Registered Number: 42,072		/Michael C. Phillips/ Attorney

Documents being submitted:	Files
us-ids	7080IDS2-usidst.xml us-ids.dtd us-ids.xsl
Comments This Information Disclosure Statement is being submitted electronically within three months of the filing date of the application and before the mailing of a first Office Action in the present application under the provisions of 37 C.F.R. 1.97 and 1.98.	

ACKNOWLEDGEMENT RECEIPT

Electronic Version 1.1

Stylesheet Version v1.1.1

Title of Invention	UBIQUITOUS CONNECTIVITY AND CONTROL SYSTEM FOR REMOTE LOCATIONS																																		
Submission Type :	Information Disclosure Statement																																		
Application Number:	11/160006																																		
EFS ID:	88082																																		
Server Response:	<table border="1"><thead><tr><th>Confirmation Code</th><th>Message</th></tr></thead><tbody><tr><td>ISVR1</td><td>Submission was successfully submitted - Even if Informational or Warning Messages appear below, please do not resubmit this application</td></tr><tr><td>ICON1</td><td>1005</td></tr><tr><td>USPTOEFSNot</td><td>For assistance with e-filing a patent application, contact the Patent Electronic Business Center: Toll-Free Number:1(866) 217-9197 Website: http://www.uspto.gov/ebc/</td></tr></tbody></table>			Confirmation Code	Message	ISVR1	Submission was successfully submitted - Even if Informational or Warning Messages appear below, please do not resubmit this application	ICON1	1005	USPTOEFSNot	For assistance with e-filing a patent application, contact the Patent Electronic Business Center: Toll-Free Number:1(866) 217-9197 Website: http://www.uspto.gov/ebc/																								
Confirmation Code	Message																																		
ISVR1	Submission was successfully submitted - Even if Informational or Warning Messages appear below, please do not resubmit this application																																		
ICON1	1005																																		
USPTOEFSNot	For assistance with e-filing a patent application, contact the Patent Electronic Business Center: Toll-Free Number:1(866) 217-9197 Website: http://www.uspto.gov/ebc/																																		
First Named Applicant:	Charles SHAMOON																																		
Attorney Docket Number:	7080-04-04																																		
Timestamp:	2005-07-13 15:43:36 EDT																																		
From:	us																																		
File Listing:	<table border="1"><thead><tr><th>Doc. Name</th><th>File Name</th><th>Size (Bytes)</th><th>Date Produced (yyyymmdd)</th></tr></thead><tbody><tr><td>us-ids</td><td>7080IDS2-usidst.xml</td><td>4846</td><td>2005-07-13</td></tr><tr><td>us-ids</td><td>us-ids.dtd</td><td>7763</td><td>2005-07-13</td></tr><tr><td>us-ids</td><td>us-ids.xsl</td><td>12026</td><td>2005-07-13</td></tr><tr><td>package-data</td><td>7080IDS2-pkda.xml</td><td>2048</td><td>2005-07-13</td></tr><tr><td>package-data</td><td>package-data.dtd</td><td>27025</td><td>2005-07-13</td></tr><tr><td>package-data</td><td>us-package-data.xsl</td><td>19263</td><td>2005-07-13</td></tr><tr><td colspan="2">Total files size</td><td>72971</td><td></td></tr></tbody></table>			Doc. Name	File Name	Size (Bytes)	Date Produced (yyyymmdd)	us-ids	7080IDS2-usidst.xml	4846	2005-07-13	us-ids	us-ids.dtd	7763	2005-07-13	us-ids	us-ids.xsl	12026	2005-07-13	package-data	7080IDS2-pkda.xml	2048	2005-07-13	package-data	package-data.dtd	27025	2005-07-13	package-data	us-package-data.xsl	19263	2005-07-13	Total files size		72971	
Doc. Name	File Name	Size (Bytes)	Date Produced (yyyymmdd)																																
us-ids	7080IDS2-usidst.xml	4846	2005-07-13																																
us-ids	us-ids.dtd	7763	2005-07-13																																
us-ids	us-ids.xsl	12026	2005-07-13																																
package-data	7080IDS2-pkda.xml	2048	2005-07-13																																
package-data	package-data.dtd	27025	2005-07-13																																
package-data	us-package-data.xsl	19263	2005-07-13																																
Total files size		72971																																	
Message Digest:	718a8d7f65c1fbfdd663a926709f132a16d4d82f																																		
Digital Certificate Holder Name:	cn=Michael Coleman Phillips,ou=Registered Attorneys,ou=Patent and Trademark Office,ou=Department of Commerce,o=U.S. Government,c=US																																		



2 P.W

PTO/SB/21 (09-04)
Approved for use through 07/31/2006. OMB 0651-0031
U.S. Patent and Trademark Office; U.S. DEPARTMENT OF COMMERCE
Under the Paperwork Reduction Act of 1995, no persons are required to respond to a collection of information unless it displays a valid OMB control number.

TRANSMITTAL FORM (to be used for all correspondence after initial filing)	Application Number	11/160,006	
	Filing Date	06/06/2005	
	First Named Inventor	SHAMOON, Charles G., et al.	
	Art Unit	2681	
	Examiner Name	not assigned	
Total Number of Pages in This Submission	58	Attorney Docket Number	7080-04-04

ENCLOSURES (Check all that apply)		
<input type="checkbox"/> Fee Transmittal Form <input type="checkbox"/> Fee Attached <input type="checkbox"/> Amendment/Reply <input type="checkbox"/> After Final <input type="checkbox"/> Affidavits/declaration(s) <input type="checkbox"/> Extension of Time Request <input type="checkbox"/> Express Abandonment Request <input checked="" type="checkbox"/> Information Disclosure Statement <input type="checkbox"/> Certified Copy of Priority Document(s) <input type="checkbox"/> Reply to Missing Parts/ Incomplete Application <input type="checkbox"/> Reply to Missing Parts under 37 CFR 1.52 or 1.53	<input type="checkbox"/> Drawing(s) <input type="checkbox"/> Licensing-related Papers <input type="checkbox"/> Petition <input type="checkbox"/> Petition to Convert to a Provisional Application <input type="checkbox"/> Power of Attorney, Revocation <input type="checkbox"/> Change of Correspondence Address <input type="checkbox"/> Terminal Disclaimer <input type="checkbox"/> Request for Refund <input type="checkbox"/> CD, Number of CD(s) _____ <input type="checkbox"/> Landscape Table on CD	<input type="checkbox"/> After Allowance Communication to TC <input type="checkbox"/> Appeal Communication to Board of Appeals and Interferences <input type="checkbox"/> Appeal Communication to TC (Appeal Notice, Brief, Reply Brief) <input type="checkbox"/> Proprietary Information <input type="checkbox"/> Status Letter <input checked="" type="checkbox"/> Other Enclosure(s) (please identify below): Return Receipt Postcard 5 Non-Patent Literature Documents
<div>Remarks</div>		

SIGNATURE OF APPLICANT, ATTORNEY, OR AGENT			
Firm Name	Mills Law Firm PLLC		
Signature			
Printed name	Michael C. Phillips		
Date	07/13/2005	Reg. No.	42,072

CERTIFICATE OF TRANSMISSION/MAILING	
I hereby certify that this correspondence is being facsimile transmitted to the USPTO or deposited with the United States Postal Service with sufficient postage as first class mail in an envelope addressed to: Commissioner for Patents, P.O. Box 1450, Alexandria, VA 22313-1450 on the date shown below:	
Signature	
Typed or printed name	Stefanie Hansen
Date	07/13/2005

This collection of information is required by 37 CFR 1.5. The information is required to obtain or retain a benefit by the public which is to file (and by the USPTO to process) an application. Confidentiality is governed by 35 U.S.C. 122 and 37 CFR 1.11 and 1.14. This collection is estimated to 2 hours to complete, including gathering, preparing, and submitting the completed application form to the USPTO. Time will vary depending upon the individual case. Any comments on the amount of time you require to complete this form and/or suggestions for reducing this burden, should be sent to the Chief Information Officer, U.S. Patent and Trademark Office, U.S. Department of Commerce, P.O. Box 1450, Alexandria, VA 22313-1450. DO NOT SEND FEES OR COMPLETED FORMS TO THIS ADDRESS. SEND TO: Commissioner for Patents, P.O. Box 1450, Alexandria, VA 22313-1450.

If you need assistance in completing the form, call 1-800-PTO-9199 and select option 2.



IN THE UNITED STATES PATENT AND TRADEMARK OFFICE

Applicant: Shamoon, Charles G., et al.
Title: UBIQUITOUS CONNECTIVITY AND
CONTROL SYSTEM FOR REMOTE
LOCATIONS
Serial No.: 11/160,006
Confirmation No.: 1005
Filing Date: 06/06/2005
Group Art Unit: 2681
Examiner: not assigned
Docket No.: 7080-04-04
Last Action: Application Filed 06/06/2005
Customer No. 23983

Commissioner for Patents
P.O. Box 1450
Alexandria, VA 22313-1450

INFORMATION DISCLOSURE STATEMENT

Sir:

This information disclosure statement is being submitted via U.S. mail within three months of the filing date of the application and before the mailing of a first Office Action in the above-referenced application under the provisions of 37 C.F.R. § 1.97 and § 1.98.

The Examiner is invited to contact the undersigned if there are any questions.

Dated: July 13, 2005


Respectfully submitted,

MILLS LAW FIRM PLLC

A handwritten signature in black ink, reading "Michael C. Phillips". The signature is written in a cursive, flowing style.

Michael C. Phillips
Reg. No. 42,072

MILLS LAW FIRM PLLC
P.O. Box 1245
Cary, NC 27512-1245
Phone: 919-462-3036
Fax: 919-462-3041



PTO/SB/08B (08-03)
Approved for use through 07/31/2006. OMB 0651-0031
U.S. Patent and Trademark Office; U.S. DEPARTMENT OF COMMERCE

Under the Paperwork Reduction Act of 1995, no persons are required to respond to a collection of information unless it contains a valid OMB control number.

INFORMATION DISCLOSURE STATEMENT BY APPLICANT (Use as many sheets as necessary)		Complete if Known	
		Application Number	11/160,006
		Filing Date	06/06/2005
		First Named Inventor	SHAMOON, Charles G.
		Art Unit	2681
		Examiner Name	not assigned
Sheet 1	of 1	Attorney Docket Number	7080-04-04

NON PATENT LITERATURE DOCUMENTS			
Examiner Initials*	Cite No. ¹	Include name of the author (in CAPITAL LETTERS), title of the article (when appropriate), title of the item (book, magazine, journal, serial, symposium, catalog, etc.), date, page(s), volume-issue number(s), publisher, city and/or country where published.	T ²
	A	Sony Ericsson Mobile Communications AB, GT47/GT48 Control Terminal "Intelligent and Versatile Control Terminal", LZT 123 7602 R1D, 2003	
	B	Sony Ericsson Mobile Communications International, GT47/GT48 Technical Description, LZT 123 7607 R1B, First Edition, June 2003	
	C	Cellgard - Use your GSM cellphone as a remote control for almost anything, "Cellgard", http://www.cellgard.com/index.html , 2 pages, (07/12/2005)	
	D	Cellgard - Cellgard Technical Specifications, "Cellgard", http://www.cellgard.com/specs/index.html , 3 pages, (07/12/2005)	
	E	Cellgard - Frequently Asked Questions, "Cellgard", http://www.cellgard.com/faq/index.html , 4 pages, (07/12/2005)	

Examiner Signature		Date Considered	
-----------------------	--	--------------------	--

*EXAMINER: Initial if reference considered, whether or not citation is in conformance with MPEP 609. Draw line through citation if not in conformance and not considered. Include copy of this form with next communication to applicant.

1 Applicant's unique citation designation number (optional). 2 Applicant is to place a check mark here if English language Translation is attached. This collection of information is required by 37 CFR 1.98. The information is required to obtain or retain a benefit by the public which is to file (and by the USPTO to process) an application. Confidentiality is governed by 35 U.S.C. 122 and 37 CFR 1.14. This collection is estimated to take 2 hours to complete, including gathering, preparing, and submitting the completed application form to the USPTO. Time will vary depending upon the individual case. Any comments on the amount of time you require to complete this form and/or suggestions for reducing this burden, should be sent to the Chief Information Officer, U.S. Patent and Trademark Office, P.O. Box 1450, Alexandria, VA 22313-1450. DO NOT SEND FEES OR COMPLETED FORMS TO THIS ADDRESS. SEND TO: Commissioner for Patents, P.O. Box 1450, Alexandria, VA 22313-1450.

If you need assistance in completing the form, call 1-800-PTO-9199 (1-800-786-9199) and select option 2.

Ref #	Hits	Search Query	DBs	Default Operator	Plurals	Time Stamp
L1	3	remote\$2 near control\$4 near8 air adj2 condition\$3 with (authenticating or authentication)	US-PGPU B; USPAT; EPO; JPO; DERWENT; IBM_TDB	OR	ON	2005/09/09 16:20
L2	3	remote\$2 near control\$4 near8 air adj2 condition\$3 with (authenticate or authenticating or authentication)	US-PGPU B; USPAT; EPO; JPO; DERWENT; IBM_TDB	OR	ON	2005/09/09 16:21
L3	8	remote\$2 near control\$4 near8 air adj2 condition\$3 same (authenticate or authenticating or authentication)	US-PGPU B; USPAT; EPO; JPO; DERWENT; IBM_TDB	OR	ON	2005/09/09 16:21
L4	53	remote\$2 near control\$4 near8 (air adj2 condition\$3 or heater or appliance or light) same (authenticate or authenticating or authentication)	US-PGPU B; USPAT; EPO; JPO; DERWENT; IBM_TDB	OR	ON	2005/09/09 17:05
L5	25285583	@ad<="20041118"	US-PGPU B; USPAT; EPO; JPO; DERWENT; IBM_TDB	OR	ON	2005/09/09 16:22
L6	52	L5 and l4	US-PGPU B; USPAT; EPO; JPO; DERWENT; IBM_TDB	OR	ON	2005/09/09 16:23
L7	3	(remote\$2 near control\$4 near8 (air adj2 condition\$3 or heater or appliance or light) same (authenticate or authenticating or authentication)); clm	US-PGPU B; USPAT; EPO; JPO; DERWENT; IBM_TDB	OR	ON	2005/09/09 17:44

L8	397	(remote\$2 near control\$4 near8 (air adj2 condition\$3 or heater or appliance)).clm.	US-PGPU B; USPAT; EPO; JPO; DERWEN T; IBM_TDB	OR	ON	2005/09/09 17:45
L9	4	(remote\$2 near control\$4 near4 (air adj2 condition\$3 or heater or appliance) with base adj (station or unit)).clm.	US-PGPU B; USPAT; EPO; JPO; DERWEN T; IBM_TDB	OR	ON	2005/09/09 17:45
S1	2523536 9	@ad<="20041118"	US-PGPU B; USPAT; EPO; JPO; DERWEN T; IBM_TDB	OR	ON	2005/09/09 10:24
S2	156	remote\$2 near control\$4 near5 environmental	US-PGPU B; USPAT; EPO; JPO; DERWEN T; IBM_TDB	OR	ON	2005/08/17 15:33
S3	88948	"455"/\$.ccls.	US-PGPU B; USPAT; EPO; JPO; DERWEN T; IBM_TDB	OR	ON	2005/08/17 15:18
S4	1	S2 and S3	US-PGPU B; USPAT; EPO; JPO; DERWEN T; IBM_TDB	OR	ON	2005/08/17 15:29
S5	154	S1 and S2	US-PGPU B; USPAT; EPO; JPO; DERWEN T; IBM_TDB	OR	ON	2005/08/17 15:31

S6	213848	air adj condition\$3	US-PGPU B; USPAT; EPO; JPO; DERWEN T; IBM_TDB	OR	ON	2005/08/17 15:31
S7	38	S5 and S6	US-PGPU B; USPAT; EPO; JPO; DERWEN T; IBM_TDB	OR	ON	2005/08/17 15:31
S8	3634	remote\$2 near control\$4 with air adj2 condition\$3	US-PGPU B; USPAT; EPO; JPO; DERWEN T; IBM_TDB	OR	ON	2005/09/09 16:19
S9	48	S3 and S8	US-PGPU B; USPAT; EPO; JPO; DERWEN T; IBM_TDB	OR	ON	2005/08/17 15:34
S10	46	S1 and S9	US-PGPU B; USPAT; EPO; JPO; DERWEN T; IBM_TDB	OR	ON	2005/08/17 15:34
S11	23088	bit near4 symbol	US-PGPU B; USPAT; EPO; JPO; DERWEN T; IBM_TDB	OR	ON	2005/09/09 10:24
S12	912	bit near4 symbol near4 byte	US-PGPU B; USPAT; EPO; JPO; DERWEN T; IBM_TDB	OR	ON	2005/09/09 10:24

S13	0	bit near4 symbol near4 byte with data adj structure	US-PGPU B; USPAT; EPO; JPO; DERWEN T; IBM_TDB	OR	ON	2005/09/09 10:25
S14	23	bit near4 symbol with data adj structure	US-PGPU B; USPAT; EPO; JPO; DERWEN T; IBM_TDB	OR	ON	2005/09/09 10:30
S15	16	byte near4 symbol with data adj structure	US-PGPU B; USPAT; EPO; JPO; DERWEN T; IBM_TDB	OR	ON	2005/09/09 10:31
S16	1	("20040131135").PN	US-PGPU B; USPAT	OR	OFF	2005/09/09 12:52
S17	130	ubiquitous adj connectivity	US-PGPU B; USPAT	OR	ON	2005/09/09 12:52
S18	0	(ubiquitous adj connectivity).ti	US-PGPU B; USPAT	OR	ON	2005/09/09 12:52



UNITED STATES PATENT AND TRADEMARK OFFICE

UNITED STATES DEPARTMENT OF COMMERCE
United States Patent and Trademark Office
Address: COMMISSIONER FOR PATENTS
P.O. Box 1450
Alexandria, Virginia 22313-1450
www.uspto.gov

NOTICE OF ALLOWANCE AND FEE(S) DUE

23983 7590 09/26/2005
MILLS LAW FIRM, PLLC
P.O BOX 1245
Cary, NC 27512-1245

EXAMINER

NGUYEN, HUY D

ART UNIT

PAPER NUMBER

2681

DATE MAILED: 09/26/2005

APPLICATION NO.	FILING DATE	FIRST NAMED INVENTOR	ATTORNEY DOCKET NO.	CONFIRMATION NO.
11/160,006	06/06/2005	Charles G. Shamoon	7080-04-04	1005

TITLE OF INVENTION: UBIQUITOUS CONNECTIVITY AND CONTROL SYSTEM FOR REMOTE LOCATIONS

APPLN. TYPE	SMALL ENTITY	ISSUE FEE	PUBLICATION FEE	TOTAL FEE(S) DUE	DATE DUE
nonprovisional	YES	\$700	\$0	\$700	12/27/2005

THE APPLICATION IDENTIFIED ABOVE HAS BEEN EXAMINED AND IS ALLOWED FOR ISSUANCE AS A PATENT. **PROSECUTION ON THE MERITS IS CLOSED.** THIS NOTICE OF ALLOWANCE IS NOT A GRANT OF PATENT RIGHTS. THIS APPLICATION IS SUBJECT TO WITHDRAWAL FROM ISSUE AT THE INITIATIVE OF THE OFFICE OR UPON PETITION BY THE APPLICANT. SEE 37 CFR 1.313 AND MPEP 1308.

THE ISSUE FEE AND PUBLICATION FEE (IF REQUIRED) MUST BE PAID WITHIN **THREE MONTHS** FROM THE MAILING DATE OF THIS NOTICE OR THIS APPLICATION SHALL BE REGARDED AS ABANDONED. **THIS STATUTORY PERIOD CANNOT BE EXTENDED.** SEE 35 U.S.C. 151. THE ISSUE FEE DUE INDICATED ABOVE REFLECTS A CREDIT FOR ANY PREVIOUSLY PAID ISSUE FEE APPLIED IN THIS APPLICATION. THE PTOL-85B (OR AN EQUIVALENT) MUST BE RETURNED WITHIN THIS PERIOD EVEN IF NO FEE IS DUE OR THE APPLICATION WILL BE REGARDED AS ABANDONED.

HOW TO REPLY TO THIS NOTICE:

I. Review the SMALL ENTITY status shown above.

If the SMALL ENTITY is shown as YES, verify your current SMALL ENTITY status:

A. If the status is the same, pay the TOTAL FEE(S) DUE shown above.

B. If the status above is to be removed, check box 5b on Part B - Fee(s) Transmittal and pay the PUBLICATION FEE (if required) and twice the amount of the ISSUE FEE shown above, or

If the SMALL ENTITY is shown as NO:

A. Pay TOTAL FEE(S) DUE shown above, or

B. If applicant claimed SMALL ENTITY status before, or is now claiming SMALL ENTITY status, check box 5a on Part B - Fee(s) Transmittal and pay the PUBLICATION FEE (if required) and 1/2 the ISSUE FEE shown above.

II. PART B - FEE(S) TRANSMITTAL should be completed and returned to the United States Patent and Trademark Office (USPTO) with your ISSUE FEE and PUBLICATION FEE (if required). Even if the fee(s) have already been paid, Part B - Fee(s) Transmittal should be completed and returned. If you are charging the fee(s) to your deposit account, section "4b" of Part B - Fee(s) Transmittal should be completed and an extra copy of the form should be submitted.

III. All communications regarding this application must give the application number. Please direct all communications prior to issuance to Mail Stop ISSUE FEE unless advised to the contrary.

IMPORTANT REMINDER: Utility patents issuing on applications filed on or after Dec. 12, 1980 may require payment of maintenance fees. It is patentee's responsibility to ensure timely payment of maintenance fees when due.

PART B - FEE(S) TRANSMITTAL

Complete and send this form, together with applicable fee(s), to: **Mail**

**Mail Stop ISSUE FEE
Commissioner for Patents
P.O. Box 1450
Alexandria, Virginia 22313-1450
or Fax (571) 273-2885**

INSTRUCTIONS: This form should be used for transmitting the ISSUE FEE and PUBLICATION FEE (if required). Blocks 1 through 5 should be completed where appropriate. All further correspondence including the Patent, advance orders and notification of maintenance fees will be mailed to the current correspondence address as indicated unless corrected below or directed otherwise in Block 1, by (a) specifying a new correspondence address; and/or (b) indicating a separate "FEE ADDRESS" for maintenance fee notifications.

CURRENT CORRESPONDENCE ADDRESS (Note: Use Block 1 for any change of address)

23983 7590 09/26/2005
MILLS LAW FIRM, PLLC
P.O BOX 1245
Cary, NC 27512-1245

Note: A certificate of mailing can only be used for domestic mailings of the Fee(s) Transmittal. This certificate cannot be used for any other accompanying papers. Each additional paper, such as an assignment or formal drawing, must have its own certificate of mailing or transmission.

Certificate of Mailing or Transmission

I hereby certify that this Fee(s) Transmittal is being deposited with the United States Postal Service with sufficient postage for first class mail in an envelope addressed to the Mail Stop ISSUE FEE address above, or being facsimile transmitted to the USPTO (571) 273-2885, on the date indicated below.

(Depositor's name)
(Signature)
(Date)

APPLICATION NO.	FILING DATE	FIRST NAMED INVENTOR	ATTORNEY DOCKET NO.	CONFIRMATION NO.
11/160,006	06/06/2005	Charles G. Shamoon	7080-04-04	1005

TITLE OF INVENTION: UBIQUITOUS CONNECTIVITY AND CONTROL SYSTEM FOR REMOTE LOCATIONS

APPLN. TYPE	SMALL ENTITY	ISSUE FEE	PUBLICATION FEE	TOTAL FEE(S) DUE	DATE DUE
nonprovisional	YES	\$700	\$0	\$700	12/27/2005

EXAMINER	ART UNIT	CLASS-SUBCLASS
NGUYEN, HUY D	2681	455-419000

1. Change of correspondence address or indication of "Fee Address" (37 CFR 1.363).
☐ Change of correspondence address (or Change of Correspondence Address form PTO/SB/122) attached.
☐ "Fee Address" indication (or "Fee Address" Indication form PTO/SB/47; Rev 03-02 or more recent) attached. Use of a Customer Number is required.

2. For printing on the patent front page, list

- (1) the names of up to 3 registered patent attorneys or agents OR, alternatively, 1 _____
(2) the name of a single firm (having as a member a registered attorney or agent) and the names of up to 2 registered patent attorneys or agents. If no name is listed, no name will be printed. 2 _____
3 _____

3. ASSIGNEE NAME AND RESIDENCE DATA TO BE PRINTED ON THE PATENT (print or type)

PLEASE NOTE: Unless an assignee is identified below, no assignee data will appear on the patent. If an assignee is identified below, the document has been filed for recordation as set forth in 37 CFR 3.11. Completion of this form is NOT a substitute for filing an assignment.

(A) NAME OF ASSIGNEE

(B) RESIDENCE: (CITY and STATE OR COUNTRY)

Please check the appropriate assignee category or categories (will not be printed on the patent): ☐ Individual ☐ Corporation or other private group entity ☐ Government

4a. The following fee(s) are enclosed:

- ☐ Issue Fee
☐ Publication Fee (No small entity discount permitted)
☐ Advance Order - # of Copies _____

4b. Payment of Fee(s):

- ☐ A check in the amount of the fee(s) is enclosed.
☐ Payment by credit card. Form PTO-2038 is attached.
☐ The Director is hereby authorized by charge the required fee(s), or credit any overpayment, to Deposit Account Number _____ (enclose an extra copy of this form).

5. Change in Entity Status (from status indicated above)

- ☐ a. Applicant claims SMALL ENTITY status. See 37 CFR 1.27. ☐ b. Applicant is no longer claiming SMALL ENTITY status. See 37 CFR 1.27(g)(2).

The Director of the USPTO is requested to apply the Issue Fee and Publication Fee (if any) or to re-apply any previously paid issue fee to the application identified above.
NOTE: The Issue Fee and Publication Fee (if required) will not be accepted from anyone other than the applicant; a registered attorney or agent; or the assignee or other party in interest as shown by the records of the United States Patent and Trademark Office.

Authorized Signature _____

Date _____

Typed or printed name _____

Registration No. _____

This collection of information is required by 37 CFR 1.311. The information is required to obtain or retain a benefit by the public which is to file (and by the USPTO to process) an application. Confidentiality is governed by 35 U.S.C. 122 and 37 CFR 1.14. This collection is estimated to take 12 minutes to complete, including gathering, preparing, and submitting the completed application form to the USPTO. Time will vary depending upon the individual case. Any comments on the amount of time you require to complete this form and/or suggestions for reducing this burden, should be sent to the Chief Information Officer, U.S. Patent and Trademark Office, U.S. Department of Commerce, P.O. Box 1450, Alexandria, Virginia 22313-1450. DO NOT SEND FEES OR COMPLETED FORMS TO THIS ADDRESS. SEND TO: Commissioner for Patents, P.O. Box 1450, Alexandria, Virginia 22313-1450.

Under the Paperwork Reduction Act of 1995, no persons are required to respond to a collection of information unless it displays a valid OMB control number.



UNITED STATES PATENT AND TRADEMARK OFFICE

UNITED STATES DEPARTMENT OF COMMERCE
United States Patent and Trademark Office
Address: COMMISSIONER FOR PATENTS
P.O. Box 1450
Alexandria, Virginia 22313-1450
www.uspto.gov

APPLICATION NO.	FILING DATE	FIRST NAMED INVENTOR	ATTORNEY DOCKET NO.	CONFIRMATION NO.
11/160,006	06/06/2005	Charles G. Shamoon	7080-04-04	1005
23983	7590	09/26/2005	EXAMINER	
MILLS LAW FIRM, PLLC P.O BOX 1245 Cary, NC 27512-1245			NGUYEN, HUY D	
			ART UNIT	PAPER NUMBER
			2681	

DATE MAILED: 09/26/2005

Determination of Patent Term Adjustment under 35 U.S.C. 154 (b)
(application filed on or after May 29, 2000)

The Patent Term Adjustment to date is 0 day(s). If the issue fee is paid on the date that is three months after the mailing date of this notice and the patent issues on the Tuesday before the date that is 28 weeks (six and a half months) after the mailing date of this notice, the Patent Term Adjustment will be 0 day(s).

If a Continued Prosecution Application (CPA) was filed in the above-identified application, the filing date that determines Patent Term Adjustment is the filing date of the most recent CPA.

Applicant will be able to obtain more detailed information by accessing the Patent Application Information Retrieval (PAIR) WEB site (<http://pair.uspto.gov>).

Any questions regarding the Patent Term Extension or Adjustment determination should be directed to the Office of Patent Legal Administration at (571) 272-7702. Questions relating to issue and publication fee payments should be directed to the Customer Service Center of the Office of Patent Publication at (703) 305-8283.

Notice of Allowability	Application No.	Applicant(s)	
	11/160,006	SHAMOON ET AL.	
	Examiner	Art Unit	
	Huy D. Nguyen	2681	

-- The MAILING DATE of this communication appears on the cover sheet with the correspondence address--

All claims being allowable, PROSECUTION ON THE MERITS IS (OR REMAINS) CLOSED in this application. If not included herewith (or previously mailed), a Notice of Allowance (PTOL-85) or other appropriate communication will be mailed in due course. **THIS NOTICE OF ALLOWABILITY IS NOT A GRANT OF PATENT RIGHTS.** This application is subject to withdrawal from issue at the initiative of the Office or upon petition by the applicant. See 37 CFR 1.313 and MPEP 1308.

1. ☒ This communication is responsive to 7/15/2005.
2. ☒ The allowed claim(s) is/are 21-25.
3. ☐ Acknowledgment is made of a claim for foreign priority under 35 U.S.C. § 119(a)-(d) or (f).
 - a) ☐ All b) ☐ Some* c) ☐ None of the:
 1. ☐ Certified copies of the priority documents have been received.
 2. ☐ Certified copies of the priority documents have been received in Application No. _____.
 3. ☐ Copies of the certified copies of the priority documents have been received in this national stage application from the International Bureau (PCT Rule 17.2(a)).

* Certified copies not received: _____.

Applicant has THREE MONTHS FROM THE "MAILING DATE" of this communication to file a reply complying with the requirements noted below. Failure to timely comply will result in ABANDONMENT of this application.
THIS THREE-MONTH PERIOD IS NOT EXTENDABLE.

4. ☐ A SUBSTITUTE OATH OR DECLARATION must be submitted. Note the attached EXAMINER'S AMENDMENT or NOTICE OF INFORMAL PATENT APPLICATION (PTO-152) which gives reason(s) why the oath or declaration is deficient.
5. ☐ CORRECTED DRAWINGS (as "replacement sheets") must be submitted.
 - (a) ☐ including changes required by the Notice of Draftsperson's Patent Drawing Review (PTO-948) attached
 - 1) ☐ hereto or 2) ☐ to Paper No./Mail Date _____.
 - (b) ☐ including changes required by the attached Examiner's Amendment / Comment or in the Office action of Paper No./Mail Date _____.

Identifying indicia such as the application number (see 37 CFR 1.84(c)) should be written on the drawings in the front (not the back) of each sheet. Replacement sheet(s) should be labeled as such in the header according to 37 CFR 1.121(d).
6. ☐ DEPOSIT OF and/or INFORMATION about the deposit of BIOLOGICAL MATERIAL must be submitted. Note the attached Examiner's comment regarding REQUIREMENT FOR THE DEPOSIT OF BIOLOGICAL MATERIAL.

Attachment(s)

- | | |
|--|--|
| 1. <input checked="" type="checkbox"/> Notice of References Cited (PTO-892) | 5. <input type="checkbox"/> Notice of Informal Patent Application (PTO-152) |
| 2. <input type="checkbox"/> Notice of Draftsperson's Patent Drawing Review (PTO-948) | 6. <input type="checkbox"/> Interview Summary (PTO-413),
Paper No./Mail Date _____. |
| 3. <input checked="" type="checkbox"/> Information Disclosure Statements (PTO-1449 or PTO/SB/08),
Paper No./Mail Date _____ | 7. <input checked="" type="checkbox"/> Examiner's Amendment/Comment |
| 4. <input type="checkbox"/> Examiner's Comment Regarding Requirement for Deposit
of Biological Material | 8. <input checked="" type="checkbox"/> Examiner's Statement of Reasons for Allowance |
| | 9. <input type="checkbox"/> Other _____. |

EXAMINER'S AMENDMENT

1. An examiner's amendment to the record appears below. Should the changes and/or additions be unacceptable to applicant, an amendment may be filed as provided by 37 CFR 1.312. To ensure consideration of such an amendment, it MUST be submitted no later than the payment of the issue fee.

Authorization for this examiner's amendment was given in a telephone interview with Peter D. Sachtjen on 09/09/2005.

The application has been amended as follows:

Claim 21, line 6: before "associate", -- mobile -- has been inserted; after "associate", "mobile" has been deleted, -- remote -- has been inserted thereto.

Claim 21, line 7: before "associate", -- mobile -- has been inserted.

Claim 21, line 9: before "associate", -- mobile -- has been inserted.

Claim 21, line 10: after "remote", "device" has been deleted, -- unit -- has been inserted thereto.

Claim 21, line 12: before "master", -- mobile -- has been inserted.

Claim 21, line 12: before "associate", "an" has been deleted, -- said mobile -- has been inserted thereto.

Claim 21, line 16: before "remote", "mater" has been deleted, -- mobile master -- has been inserted thereto.

Claim 21, line 16: after "remote", "device" has been deleted, -- unit -- has been inserted thereto.

Claim 21, line 17: before "associate", -- mobile -- has been inserted.

Art Unit: 2681

Claim 21, line 17: after "remote", "device" has been deleted, -- unit -- has been inserted thereto.

Claim 21, line 18: before "remote", -- mobile associate -- has been inserted.

Claim 21, line 18: after "remote", "devices" has been deleted; -- unit -- has been inserted thereto.

Claim 21, line 19: before "remote", -- mobile associate -- has been inserted.

Claim 21, line 19: after "remote", "devices" has been deleted; -- unit -- has been inserted thereto.

Claim 22, line 1: before "remote units", "mobile associate" has been inserted.

Claim 24, line 1: before "remote units", "mobile associate" has been inserted.

Claim 25, line 1: before "remote units", "mobile associate" has been inserted.

Claims 1-20 have been ^{cancelled} ~~deleted~~.

2. The following is an examiner's statement of reasons for allowance:

Regarding claim 21, Kanazawa (US 2003/0210126 A1) teaches a system for enabling select individuals to selectively control environmental conditions of a structure, comprising: a plurality of devices for controlling discrete environmental conditions in the structure; control means for operating each device to control a select environmental condition (see figure 1 and paragraph [0020]); display means at said mobile associate remote units for indicating said current status of said devices transmitted thereto; input means at each of said mobile associate remote units for prescribing an indication of revised status for device displayed thereat; means for transmitting said indication of revised status through said connectivity means to said base

Art Unit: 2681

unit; means operatively associated with said base unit and operatively connected with said devices for effecting revised status for a prescribed device (see figure 2 and paragraph [0022]).

However, the closest prior arts, Kanazawa (US 2003/0210126 A1), Kim et al. (US 2004/0092282 A1), and Ota et al. (US 2005/0044225), either singularly or in combination, fail to teach a base unit in said structure; a mobile master remote unit operable by a first party; a mobile associate remote unit operable by a second party, said mobile associate remote unit transmitting an identification signal; receiving means associated with said base unit for receiving said identification signal when said associate remote unit is with a proximate distance to the structure; selection means operatively associated with said base unit for establishing an authorized user status to said mobile associate remote unit based on said identification signal; instant wireless connectivity means; connectivity means providing an on-demand, private and direct communications interface between said base unit, said mobile master remote unit and said mobile associate remote unit having said authorized user status enabling instant wireless connectivity therebetween; means for transmitting said indication of current status of each of said devices through said connectivity means to said mobile master remote unit and for transmitting said indication of current status of select devices to said mobile associate remote unit, in combination with all of other limitations in the claim.

Any comments considered necessary by applicant must be submitted no later than the payment of the issue fee and, to avoid processing delays, should preferably accompany the issue fee. Such submissions should be clearly labeled "Comments on Statement of Reasons for Allowance."

Contact Information

3. Any inquiry concerning this communication or earlier communications from the examiner should be directed to Huy D. Nguyen whose telephone number is 571-272-7845. The examiner can normally be reached on M-F.

If attempts to reach the examiner by telephone are unsuccessful, the examiner's supervisor, Joseph H. Feild can be reached on 571-272-4090. The fax phone number for the organization where this application or proceeding is assigned is 571-273-8300.

Information regarding the status of an application may be obtained from the Patent Application Information Retrieval (PAIR) system. Status information for published applications may be obtained from either Private PAIR or Public PAIR. Status information for unpublished applications is available through Private PAIR only. For more information about the PAIR system, see <http://pair-direct.uspto.gov>. Should you have questions on access to the Private PAIR system, contact the Electronic Business Center (EBC) at 866-217-9197 (toll-free).

HN





Huy Nguyen


JOSEPH FEILD
SUPERVISORY PATENT EXAMINER

ELECTRONIC INFORMATION DISCLOSURE STATEMENT

Electronic Version v18


Stylesheet Version v18.0

Title of Invention	UBIQUITOUS CONNECTIVITY AND CONTROL SYSTEM FOR REMOTE LOCATIONS																																																																																										
<p>Application Number : 11/160006 </p> <p>Confirmation Number: 1005</p> <p>First Named Applicant: Charles SHAMOON</p> <p>Attorney Docket Number: 7080-04-04</p> <p>Art Unit: 2681</p> <p>Examiner:</p> <p>Search string: (6014089 or 6260765 or 6301484 or 6393297 or 6650249 or 6820049 or 6847822 or 6854660 or 6873824).pn</p> <p>US Patent Documents</p> <p>Note: Applicant is not required to submit a paper copy of cited US Patent Documents</p> <table border="1"><thead><tr><th>init</th><th>Cite.No.</th><th>Patent No.</th><th>Date</th><th>Patentee</th><th>Kind</th><th>Class</th><th>Subclass</th></tr></thead><tbody><tr><td>HN</td><td>1</td><td>6014089</td><td>2000-01-11</td><td>Tracy et al.</td><td></td><td></td><td></td></tr><tr><td>HN</td><td>2</td><td>6260765</td><td>2001-07-17</td><td>Natale et al.</td><td></td><td></td><td></td></tr><tr><td>HN</td><td>3</td><td>6301484</td><td>2001-10-09</td><td>Rogers et al.</td><td></td><td></td><td></td></tr><tr><td>HN</td><td>4</td><td>6393297</td><td>2002-05-21</td><td>Song</td><td></td><td></td><td></td></tr><tr><td>HN</td><td>5</td><td>6650249</td><td>2003-11-18</td><td>Meyer et al.</td><td></td><td></td><td></td></tr><tr><td>HN</td><td>6</td><td>6820049</td><td>2004-11-16</td><td>Monroe et al.</td><td></td><td></td><td></td></tr><tr><td>HN</td><td>7</td><td>6847822</td><td>2005-01-25</td><td>Dennison et al.</td><td></td><td></td><td></td></tr><tr><td>HN</td><td>8</td><td>6854660</td><td>2005-02-15</td><td>Yoon et al.</td><td></td><td></td><td></td></tr><tr><td>HN</td><td>9</td><td>6873824</td><td>2005-03-29</td><td>Flick</td><td></td><td></td><td></td></tr></tbody></table> <p>Signature</p> <table border="1"><thead><tr><th>Examiner Name</th><th>Date</th></tr></thead><tbody><tr><td></td><td>8/17/05</td></tr></tbody></table>								init	Cite.No.	Patent No.	Date	Patentee	Kind	Class	Subclass	HN	1	6014089	2000-01-11	Tracy et al.				HN	2	6260765	2001-07-17	Natale et al.				HN	3	6301484	2001-10-09	Rogers et al.				HN	4	6393297	2002-05-21	Song				HN	5	6650249	2003-11-18	Meyer et al.				HN	6	6820049	2004-11-16	Monroe et al.				HN	7	6847822	2005-01-25	Dennison et al.				HN	8	6854660	2005-02-15	Yoon et al.				HN	9	6873824	2005-03-29	Flick				Examiner Name	Date		8/17/05
init	Cite.No.	Patent No.	Date	Patentee	Kind	Class	Subclass																																																																																				
HN	1	6014089	2000-01-11	Tracy et al.																																																																																							
HN	2	6260765	2001-07-17	Natale et al.																																																																																							
HN	3	6301484	2001-10-09	Rogers et al.																																																																																							
HN	4	6393297	2002-05-21	Song																																																																																							
HN	5	6650249	2003-11-18	Meyer et al.																																																																																							
HN	6	6820049	2004-11-16	Monroe et al.																																																																																							
HN	7	6847822	2005-01-25	Dennison et al.																																																																																							
HN	8	6854660	2005-02-15	Yoon et al.																																																																																							
HN	9	6873824	2005-03-29	Flick																																																																																							
Examiner Name	Date																																																																																										
	8/17/05																																																																																										

ELECTRONIC INFORMATION DISCLOSURE STATEMENT

Electronic Version v18

Stylesheet Version v18.0

Title of Invention	UBIQUITOUS CONNECTIVITY AND CONTROL SYSTEM FOR REMOTE LOCATIONS																																																																																																																																																																		
<div style="display: flex; justify-content: space-between;"> <div> <p>Application Number : 11/160006</p> <p>Confirmation Number: 1005</p> <p>First Named Applicant: Charles SHAMOON</p> <p>Attorney Docket Number: 7080-04-04</p> <p>Art Unit: 2681</p> <p>Examiner:</p> <p>Search string: (4918439 or 4965557 or 5109222 or 5247580 or 5544036 or 5545857 or 5579496 or 5621662 or 5778256 or 5805530 or 5818428 or 5917105 or 5924486 or 6005490 or 6081750 or 6104334 or 6192282 or 6195589 or 6216956 or 6264559 or 6394359 or 6398727 or 20030034897 or 20030034898 or 20020149705 or 20010025349).pn</p> </div> <div style="text-align: center;">  </div> </div>																																																																																																																																																																			
<p>US Patent Documents</p> <p>Note: Applicant is not required to submit a paper copy of cited US Patent Documents</p> <table border="1" style="width: 100%; border-collapse: collapse;"> <thead> <tr> <th>init</th> <th>Cite.No.</th> <th>Patent No.</th> <th>Date</th> <th>Patentee</th> <th>Kind</th> <th>Class</th> <th>Subclass</th> </tr> </thead> <tbody> <tr><td>H</td><td>1</td><td>4918439</td><td>1990-04-17</td><td>Wozniak et al.</td><td></td><td></td><td></td></tr> <tr><td>H</td><td>2</td><td>4965557</td><td>1990-10-23</td><td>Schepers et al.</td><td></td><td></td><td></td></tr> <tr><td>H</td><td>3</td><td>5109222</td><td>1992-04-28</td><td>Welty</td><td></td><td></td><td></td></tr> <tr><td>H</td><td>4</td><td>5247580</td><td>1993-09-21</td><td>Kimura et al.</td><td></td><td></td><td></td></tr> <tr><td>H</td><td>5</td><td>5544036</td><td>1996-08-06</td><td>Brown Jr. et al.</td><td></td><td></td><td></td></tr> <tr><td>H</td><td>6</td><td>5545857</td><td>1996-08-13</td><td>Lee et al.</td><td></td><td></td><td></td></tr> <tr><td>H</td><td>7</td><td>5579496</td><td>1996-11-26</td><td>Van Steenbrugge</td><td></td><td></td><td></td></tr> <tr><td>H</td><td>8</td><td>5621662</td><td>1997-04-15</td><td>Humphries et al.</td><td></td><td></td><td></td></tr> <tr><td>H</td><td>9</td><td>5778256</td><td>1998-07-07</td><td>Darbee et al.</td><td></td><td></td><td></td></tr> <tr><td>H</td><td>10</td><td>5805530</td><td>1998-09-08</td><td>Youngberg</td><td></td><td></td><td></td></tr> <tr><td>H</td><td>11</td><td>5818428</td><td>1998-10-06</td><td>Eisenbrandt et al.</td><td></td><td></td><td></td></tr> <tr><td>H</td><td>12</td><td>5917105</td><td>1999-06-29</td><td>Joao</td><td></td><td></td><td></td></tr> <tr><td>H</td><td>13</td><td>5924486</td><td>1999-07-20</td><td>Ehlers et al.</td><td></td><td></td><td></td></tr> <tr><td>H</td><td>14</td><td>6005490</td><td>1999-12-21</td><td>Higashihara</td><td></td><td></td><td></td></tr> <tr><td>H</td><td>15</td><td>6081750</td><td>2000-06-27</td><td>Hoffberg et al.</td><td></td><td></td><td></td></tr> <tr><td>H</td><td>16</td><td>6104334</td><td>2000-08-15</td><td>Allport</td><td></td><td></td><td></td></tr> <tr><td>H</td><td>17</td><td>6192282</td><td>2001-02-20</td><td>Smith et al.</td><td></td><td></td><td></td></tr> <tr><td>H</td><td>18</td><td>6195589</td><td>2001-02-27</td><td>Ketcham</td><td></td><td></td><td></td></tr> <tr><td>H</td><td>19</td><td>6216956</td><td>2001-04-17</td><td>Ehlers et al.</td><td></td><td></td><td></td></tr> </tbody> </table>				init	Cite.No.	Patent No.	Date	Patentee	Kind	Class	Subclass	H	1	4918439	1990-04-17	Wozniak et al.				H	2	4965557	1990-10-23	Schepers et al.				H	3	5109222	1992-04-28	Welty				H	4	5247580	1993-09-21	Kimura et al.				H	5	5544036	1996-08-06	Brown Jr. et al.				H	6	5545857	1996-08-13	Lee et al.				H	7	5579496	1996-11-26	Van Steenbrugge				H	8	5621662	1997-04-15	Humphries et al.				H	9	5778256	1998-07-07	Darbee et al.				H	10	5805530	1998-09-08	Youngberg				H	11	5818428	1998-10-06	Eisenbrandt et al.				H	12	5917105	1999-06-29	Joao				H	13	5924486	1999-07-20	Ehlers et al.				H	14	6005490	1999-12-21	Higashihara				H	15	6081750	2000-06-27	Hoffberg et al.				H	16	6104334	2000-08-15	Allport				H	17	6192282	2001-02-20	Smith et al.				H	18	6195589	2001-02-27	Ketcham				H	19	6216956	2001-04-17	Ehlers et al.			
init	Cite.No.	Patent No.	Date	Patentee	Kind	Class	Subclass																																																																																																																																																												
H	1	4918439	1990-04-17	Wozniak et al.																																																																																																																																																															
H	2	4965557	1990-10-23	Schepers et al.																																																																																																																																																															
H	3	5109222	1992-04-28	Welty																																																																																																																																																															
H	4	5247580	1993-09-21	Kimura et al.																																																																																																																																																															
H	5	5544036	1996-08-06	Brown Jr. et al.																																																																																																																																																															
H	6	5545857	1996-08-13	Lee et al.																																																																																																																																																															
H	7	5579496	1996-11-26	Van Steenbrugge																																																																																																																																																															
H	8	5621662	1997-04-15	Humphries et al.																																																																																																																																																															
H	9	5778256	1998-07-07	Darbee et al.																																																																																																																																																															
H	10	5805530	1998-09-08	Youngberg																																																																																																																																																															
H	11	5818428	1998-10-06	Eisenbrandt et al.																																																																																																																																																															
H	12	5917105	1999-06-29	Joao																																																																																																																																																															
H	13	5924486	1999-07-20	Ehlers et al.																																																																																																																																																															
H	14	6005490	1999-12-21	Higashihara																																																																																																																																																															
H	15	6081750	2000-06-27	Hoffberg et al.																																																																																																																																																															
H	16	6104334	2000-08-15	Allport																																																																																																																																																															
H	17	6192282	2001-02-20	Smith et al.																																																																																																																																																															
H	18	6195589	2001-02-27	Ketcham																																																																																																																																																															
H	19	6216956	2001-04-17	Ehlers et al.																																																																																																																																																															

#2	20	6264559	2001-07-24	Lawrence et al.			
#2	21	6394359	2002-05-28	Morgan			
#2	22	6398727	2002-06-04	Bui et al.			


US Published Applications

Note: Applicant is not required to submit a paper copy of cited US Published Applications

init	Cite.No.	Pub. No.	Date	Applicant	Kind	Class	Subclass
#2	1	20030034897	2003-02-20	Shamoon et al.			
#2	2	20030034898	2003-02-20	Shamoon et al.			
#2	3	20020149705	2002-10-17	Allen et al.			
#2	4	20010025349	2001-09-27	Sharood et al.			

Signature

Examiner Name	Date
<i>[Signature]</i>	8/17/05



PTO/SB/08B (08-03)
Approved for use through 07/31/2006. OMB 0651-0031
U.S. Patent and Trademark Office; U.S. DEPARTMENT OF COMMERCE

Under the Paperwork Reduction Act of 1995, no persons are required to respond to a collection of information unless it contains a valid OMB control number.

Module for form 1449/PTO

INFORMATION DISCLOSURE STATEMENT BY APPLICANT

(Use as many sheets as necessary)

Sheet 1 of 1

Complete if Known

Application Number	11/160,006
Filing Date	06/06/2005
First Named Inventor	SHAMOON, Charles G.
Art Unit	2681
Examiner Name	not assigned
Attorney Docket Number	7080-04-04

NON PATENT LITERATURE DOCUMENTS

Examiner Initials*	Cite No. ¹	Include name of the author (in CAPITAL LETTERS), title of the article (when appropriate), title of the item (book, magazine, journal, serial, symposium, catalog, etc.), date, page(s), volume-issue number(s), publisher, city and/or country where published.	T ²
HW	A	Sony Ericsson Mobile Communications AB, GT47/GT48 Control Terminal "Intelligent and Versatile Control Terminal", LZT 123 7602 R1D, 2003	
HW	B	Sony Ericsson Mobile Communications International, GT47/GT48 Technical Description, LZT 123 7607 R1B, First Edition, June 2003	
HW	C	Cellgard - Use your GSM cellphone as a remote control for almost anything, "Cellgard", http://www.cellgard.com/index.html , 2 pages, (07/12/2005)	
HW	D	Cellgard - Cellgard Technical Specifications, "Cellgard", http://www.cellgard.com/specs/index.html , 3 pages, (07/12/2005)	
HW	E	Cellgard - Frequently Asked Questions, "Cellgard", http://www.cellgard.com/faq/index.html , 4 pages, (07/12/2005)	

Examiner Signature		Date Considered	8/17/05
--------------------	--	-----------------	---------

*EXAMINER: Initial if reference considered, whether or not citation is in conformance with MPEP 609. Draw line through citation if not in conformance and not considered. Include copy of this form with next communication to applicant.

¹ Applicant's unique citation designation number (optional). ² Applicant is to place a check mark here if English language Translation is attached. This collection of information is required by 37 CFR 1.98. The information is required to obtain or retain a benefit by the public which is to file (and by the USPTO to process) an application. Confidentiality is governed by 35 U.S.C. 122 and 37 CFR 1.14. This collection is estimated to take 2 hours to complete, including gathering, preparing, and submitting the completed application form to the USPTO. Time will vary depending upon the individual case. Any comments on the amount of time you require to complete this form and/or suggestions for reducing this burden, should be sent to the Chief Information Officer, U.S. Patent and Trademark Office, P.O. Box 1450, Alexandria, VA 22313-1450. DO NOT SEND FEES OR COMPLETED FORMS TO THIS ADDRESS. SEND TO: Commissioner for Patents, P.O. Box 1450, Alexandria, VA 22313-1450.

If you need assistance in completing the form, call 1-800-PTO-9199 (1-800-786-9199) and select option 2.

Notice of References Cited	Application/Control No. 11/160,006	Applicant(s)/Patent Under Reexamination SHAMOON ET AL.	
	Examiner Huy D. Nguyen	Art Unit 2681	Page 1 of 1

U.S. PATENT DOCUMENTS

*		Document Number Country Code-Number-Kind Code	Date MM-YYYY	Name	Classification
	A	US-2003/0210126	11-2003	Kanazawa, Ritsuko	340/5.5
	B	US-2004/0092282	05-2004	Kim et al.	455/522
	C	US-2005/0044225	02-2005	Ota et al.	709/225
	D	US-2002/0133545	09-2002	Fano et al.	455/517
	E	US-2004/0128033	07-2004	Ku et al.	700/282
	F	US-			
	G	US-			
	H	US-			
	I	US-			
	J	US-			
	K	US-			
	L	US-			
	M	US-			


FOREIGN PATENT DOCUMENTS




*		Document Number Country Code-Number-Kind Code	Date MM-YYYY	Country	Name	Classification
	N					
	O					
	P					
	Q					
	R					
	S					
	T					

NON-PATENT DOCUMENTS


*		Include as applicable: Author, Title Date, Publisher, Edition or Volume, Pertinent Pages)
	U	
	V	
	W	
	X	

*A copy of this reference is not being furnished with this Office action. (See MPEP § 707.05(a).)
Dates in MM-YYYY format are publication dates. Classifications may be US or foreign.

Issue Classification 	Application/Control No.	Applicant(s)/Patent under Reexamination	
	11/160,006	SHAMOON ET AL.	
	Examiner	Art Unit	
	Huy D. Nguyen	2681	

ISSUE CLASSIFICATION											
ORIGINAL					CROSS REFERENCE(S)						
CLASS		SUBCLASS			CLASS	SUBCLASS (ONE SUBCLASS PER BLOCK)					
455		419			455	420	410	411			
INTERNATIONAL CLASSIFICATION											
H	0	4	M	3/00							
				/							
				/							
				/							
				/							
 (Assistant Examiner) (Date) 09/13/05					 JOSEPH FEILD SUPERVISORY PATENT EXAMINER					Total Claims Allowed: 5	
 (Legal Instruments Examiner) (Date) 09/15/05					(Primary Examiner)					O.G. Print Claim(s) 1	O.G. Print Fig. 1

<input type="checkbox"/> Claims renumbered in the same order as presented by applicant										<input type="checkbox"/> CPA		<input type="checkbox"/> T.D.		<input type="checkbox"/> R.1.47	
Final	Original	Final	Original	Final	Original	Final	Original	Final	Original	Final	Original	Final	Original	Final	Original
	1		31		61		91		121		151		181		
	2		32		62		92		122		152		182		
	3		33		63		93		123		153		183		
	4		34		64		94		124		154		184		
	5		35		65		95		125		155		185		
	6		36		66		96		126		156		186		
	7		37		67		97		127		157		187		
	8		38		68		98		128		158		188		
	9		39		69		99		129		159		189		
	10		40		70		100		130		160		190		
	11		41		71		101		131		161		191		
	12		42		72		102		132		162		192		
	13		43		73		103		133		163		193		
	14		44		74		104		134		164		194		
	15		45		75		105		135		165		195		
	16		46		76		106		136		166		196		
	17		47		77		107		137		167		197		
	18		48		78		108		138		168		198		
	19		49		79		109		139		169		199		
	20		50		80		110		140		170		200		
1	21		51		81		111		141		171		201		
2	22		52		82		112		142		172		202		
4	23		53		83		113		143		173		203		
5	24		54		84		114		144		174		204		
3	25		55		85		115		145		175		205		
	26		56		86		116		146		176		206		
	27		57		87		117		147		177		207		
	28		58		88		118		148		178		208		
	29		59		89		119		149		179		209		
	30		60		90		120		150		180		210		

Search Notes 	Application/Control No.		Applicant(s)/Patent under Reexamination	
	11/160,006		SHAMOON ET AL.	
	Examiner		Art Unit	
	Huy D. Nguyen		2681	

SEARCHED			
Class	Subclass	Date	Examiner
455	419	9/9/2005	HN
	420		
	410		
	411		
	566		
	456.1		
	456.6		

INTERFERENCE SEARCHED			
Class	Subclass	Date	Examiner
455	419	9/9/2005	HN
	420		
	411		

SEARCH NOTES (INCLUDING SEARCH STRATEGY)		
	DATE	EXMR
East (USPAT, US-PGPUB, EPO, JPO, DERWENT) - See Search History Printout.	9/9/2005	HN
Interference Search Printout.	9/9/2005	HN

To: USPTO FAX @ 571-273-8300

From: Stefanie Hansen

Pg 1/ 2 11-02-05 02:44 PM CST

**RECEIVED
CENTRAL FAX CENTER**

NOV 02 2005

**MILLS LAW FIRM PLLC
PATENT LAWYERS**

WAKE FOREST OFFICE
POST OFFICE BOX 1088
WAKE FOREST, NC 27588
TEL 919-554-4200
FAX 919-554-4243
imills@millspatentlaw.com

150 IOWA LANE, SUITE 104
POST OFFICE BOX 1245
CARY, NC 27512-1245
TEL 919-462-3036
FAX 919-462-3041
mphillips@millspatentlaw.com

EASTERN OFFICE
3302 WALDEN DRIVE
GREENVILLE, NC 27858
TEL 252-413-0475
FAX 252-413-0445
psachtjen@millspatentlaw.com

Date: November 2, 2005
To: USPTO 571-273-8300 **Attn: PG PUB**
From: Peter D. Sachtjen
Re: Serial No.: 11/160,006 SHAMOON

THIS MESSAGE IS INTENDED ONLY FOR THE USE OF THE INDIVIDUAL OR ENTITY TO WHICH IT IS ADDRESSED AND MAY CONTAIN INFORMATION THAT IS PRIVILEGED, CONFIDENTIAL, AND EXEMPT FROM DISCLOSURE UNDER APPLICABLE LAW. IF THE READER OF THIS MESSAGE IS NOT THE INTENDED RECIPIENT, OR THE EMPLOYEE OR AGENT RESPONSIBLE FOR DELIVERING THE MESSAGE TO THE INTENDED RECIPIENT, YOU ARE HEREBY NOTIFIED THAT ANY DISSEMINATION, DISTRIBUTION, OR COPYING OF THIS COMMUNICATION IS STRICTLY PROHIBITED. IF YOU HAVE RECEIVED THIS COMMUNICATION IN ERROR, PLEASE NOTIFY US IMMEDIATELY BY TELEPHONE AND RETURN THE ORIGINAL MESSAGE TO US. THANK YOU.

Please forward the attached Rescission of Previous Nonpublication Request and Notice of Foreign Filing to the **Pre-Grant Publication** division. There is 1 pages in the attached document (not including this cover page).

PATENTS • TRADEMARKS • COPYRIGHTS • TECHNOLOGY TRANSFERS
REGISTERED PATENT ATTORNEYS • UNITED STATES AND INTERNATIONAL PRACTICE
www.millspatentlaw.com

NOV 02 2005

PTO/SB/36 (07-05)

Approved for use through 07/31/2006. OMB 0651-0031

U.S. Patent and Trademark Office, U. S. DEPARTMENT OF COMMERCE

Under the Paperwork Reduction Act of 1995, no persons are required to respond to a collection of information unless it displays a valid OMB control number.

RESCISSION OF PREVIOUS NONPUBLICATION REQUEST (35 U.S.C. 122(b)(2)(B)(ii)) AND, IF APPLICABLE, NOTICE OF FOREIGN FILING (35 U.S.C. 122(b)(2)(B)(iii))		Application Number	11/160,006
		Filing Date	06/06/2005
		First Named Inventor	Charles G. SHAMOON et al.
		Title	UBIQUITOUS CONNECTIVITY AND CONTROL SYSTEM FOR REMOTE LOCATIONS
		Atty Docket Number	7080-04-04
		Art Unit	2681
Send completed form to: Mail Stop PG Pub Commissioner for Patents P.O. Box 1450 Alexandria, VA 22313-1450 FAX: (571) 273-8300		Examiner	Huy D. NGUYEN

A request that the above-identified application not be published under 35 U.S.C. 122(b) (nonpublication request) was included with the above-identified application on filing pursuant to 35 U.S.C. 122(b)(2)(B)(i).

I hereby rescind the previous nonpublication request.

If a notice of foreign or international filing is or will be required by 35 U.S.C. 122(b)(2)(B)(iii) and 37 CFR 1.213(c), I hereby provide such notice. This notice is being provided no later than forty-five (45) days after the date of such foreign or international filing.

If a notice of subsequent foreign or international filing required by 35 U.S.C. 122(b)(2)(B)(iii) and 37 CFR 1.213(c) was not filed within forty-five (45) days after the date of filing of the foreign or international application, the application is ABANDONED, and a petition to revive under 37 CFR 1.137(b) is required. See 37 CFR 1.137(f).

<u>Peter D. Sachtjen</u>	<u>11/02/2005</u>
Signature	Date
<u>Peter D. Sachtjen</u>	<u>24,619</u>
Typed or printed name	Registration Number, if applicable
<u>919-462-3036</u>	
Telephone Number	


This request must be signed in compliance with 37 CFR 1.33(b).

If information or assistance is needed in completing this form, please contact the Pre-Grant Publication Division at (703)605-4283 or by e-mail at PGPub@USPTO.gov.

CERTIFICATE OF MAILING OR TRANSMISSION	
I hereby certify that this correspondence is being deposited with the United States Postal Service with sufficient postage as first class mail in an envelope addressed to: Mail Stop PG Pub, Commissioner for Patents, P.O. Box 1450, Alexandria, VA 22313-1450, or facsimile transmitted to the U.S. Patent and Trademark Office on the date shown below.	
Signature <u>Peter D. Sachtjen</u>	
Name (Print/Type) <u>Peter D. Sachtjen</u>	Date <u>11/02/2005</u>

This collection of information is required by 37 CFR 1.213(b). The information is required to obtain or retain a benefit by the public which is to file (and by the USPTO to process) an application. Confidentiality is governed by 35 U.S.C. 122 and 37 CFR 1.11 and 1.14. This collection is estimated to take 6 minutes to complete, including gathering, preparing, and submitting the completed application form to the USPTO. Time will vary depending upon the individual case. Any comments on the amount of time you require to complete this form and/or suggestions for reducing this burden, should be sent to the Chief Information Officer, U.S. Patent and Trademark Office, U.S. Department of Commerce, P.O. Box 1450, Alexandria, VA 22313-1450. DO NOT SEND FEES OR COMPLETED FORMS TO THIS ADDRESS. SEND TO: Mail Stop PG Pub, Commissioner for Patents, P.O. Box 1450, Alexandria, VA 22313-1450.

If you need assistance in completing the form, call 1-800-PTO-9199 and select option 2.



PART B - FEE(S) TRANSMITTAL

Complete and send this form, together with applicable fee(s), to: MailMail Stop ISSUE FEE
Commissioner for Patents
P.O. Box 1450
Alexandria, Virginia 22313-1450
or Fax (571) 273-2885

INSTRUCTIONS: This form should be used for transmitting the ISSUE FEE and PUBLICATION FEE (if required). Blocks 1 through 5 should be completed where appropriate. All further correspondence including the Patent, advance orders and notification of maintenance fees will be mailed to the current correspondence address as indicated unless corrected below or directed otherwise in Block 1, by (a) specifying a new correspondence address; and/or (b) indicating a separate "FEE ADDRESS" for maintenance fee notifications.

CURRENT CORRESPONDENCE ADDRESS (Note: Use Block 1 for any change of address)

23983 7590 09/26/2005

MILLS LAW FIRM, PLLC
P.O BOX 1245
Cary, NC 27512-1245

11/07/2005 MBELETE2 00000021 500498 11160006

01 FC:2501 700.00 DA

Note: A certificate of mailing can only be used for domestic mailings of the Fee(s) Transmittal. This certificate cannot be used for any other accompanying papers. Each additional paper, such as an assignment or formal drawing, must have its own certificate of mailing or transmission.

Certificate of Mailing or Transmission

I hereby certify that this Fee(s) Transmittal is being deposited with the United States Postal Service with sufficient postage for first class mail in an envelope addressed to the Mail Stop ISSUE FEE address above, or being facsimile transmitted to the USPTO (571) 273-2885, on the date indicated below.

Stefanie Hansen (Depositor's name)
[Signature] (Signature)
11/02/05 (Date)

APPLICATION NO.	FILING DATE	FIRST NAMED INVENTOR	ATTORNEY DOCKET NO.	CONFIRMATION NO.
11/160,006	06/06/2005	Charles G. Shamoon	7080-04-04	1005

TITLE OF INVENTION: UBIQUITOUS CONNECTIVITY AND CONTROL SYSTEM FOR REMOTE LOCATIONS

APPLN. TYPE	SMALL ENTITY	ISSUE FEE	PUBLICATION FEE	TOTAL FEE(S) DUE	DATE DUE
nonprovisional	YES	\$700	\$0	\$700	12/27/2005

EXAMINER	ART UNIT	CLASS-SUBCLASS
NGUYEN, HUY D	2681	455-419000

1. Change of correspondence address or indication of "Fee Address" (37 CFR 1.363).

- ☐ Change of correspondence address (or Change of Correspondence Address form PTO/SB/122) attached.
☐ "Fee Address" indication (or "Fee Address" Indication form PTO/SB/47; Rev 03-02 or more recent) attached. Use of a Customer Number is required.

2. For printing on the patent front page, list

(1) the names of up to 3 registered patent attorneys or agents OR, alternatively,

(2) the name of a single firm (having as a member a registered attorney or agent) and the names of up to 2 registered patent attorneys or agents. If no name is listed, no name will be printed.

MILLS LAW FIRM PLLC

3. ASSIGNEE NAME AND RESIDENCE DATA TO BE PRINTED ON THE PATENT (print or type)

PLEASE NOTE: Unless an assignee is identified below, no assignee data will appear on the patent. If an assignee is identified below, the document has been filed for recordation as set forth in 37 CFR 3.11. Completion of this form is NOT a substitute for filing an assignment.

(A) NAME OF ASSIGNEE

Charles G. SHAMOOON
Deborah H. SHAMOOON

(B) RESIDENCE: (CITY AND STATE OR COUNTRY)

Little Elm, TX
Little Elm, TXPlease check the appropriate assignee category or categories (will not be printed on the patent): ☒ Individual ☐ Corporation or other private group entity ☐ Government

4a. The following fee(s) are enclosed:

- ☒ Issue Fee
☐ Publication Fee (No small entity discount permitted)
☐ Advance Order - # of Copies _____

4b. Payment of Fee(s):

- ☐ A check in the amount of the fee(s) is enclosed.
☐ Payment by credit card. Form PTO-2038 is attached.
☒ The Director is hereby authorized by charge the required fee(s), or credit any overpayment, to Deposit Account Number 500498 (enclose an extra copy of this form).

5. Change in Entity Status (from status indicated above)

- ☐ a. Applicant claims SMALL ENTITY status. See 37 CFR 1.27. ☐ b. Applicant is no longer claiming SMALL ENTITY status. See 37 CFR 1.27(g)(2).

The Director of the USPTO is requested to apply the Issue Fee and Publication Fee (if any) or to re-apply any previously paid issue fee to the application identified above. NOTE: The Issue Fee and Publication Fee (if required) will not be accepted from anyone other than the applicant; a registered attorney or agent; or the assignee or other party in interest as shown by the records of the United States Patent and Trademark Office.

Authorized Signature Michael C. PhillipsDate 11/02/2005Typed or printed name Michael C. PhillipsRegistration No. 42,072

This collection of information is required by 37 CFR 1.311. The information is required to obtain or retain a benefit by the public which is to file (and by the USPTO to process) an application. Confidentiality is governed by 35 U.S.C. 122 and 37 CFR 1.14. This collection is estimated to take 12 minutes to complete, including gathering, preparing, and submitting the completed application form to the USPTO. Time will vary depending upon the individual case. Any comments on the amount of time you require to complete this form and/or suggestions for reducing this burden, should be sent to the Chief Information Officer, U.S. Patent and Trademark Office, U.S. Department of Commerce, P.O. Box 1450, Alexandria, Virginia 22313-1450. DO NOT SEND FEES OR COMPLETED FORMS TO THIS ADDRESS. SEND TO: Commissioner for Patents, P.O. Box 1450, Alexandria, Virginia 22313-1450.

Under the Paperwork Reduction Act of 1995, no persons are required to respond to a collection of information unless it displays a valid OMB control number.



UNITED STATES PATENT AND TRADEMARK OFFICE

UNITED STATES DEPARTMENT OF COMMERCE
 United States Patent and Trademark Office
 Address: COMMISSIONER FOR PATENTS
 P.O. Box 1450
 Alexandria, Virginia 22313-1450
 www.uspto.gov

APPLICATION NUMBER	FILING/RECEIPT DATE	FIRST NAMED APPLICANT	ATTY. DOCKET NO.
11/160,006	06/06/2005	Charles G. Shamoon	7080-04-04

CONFIRMATION NO. 1005

23983
 MILLS LAW FIRM, PLLC
 P.O BOX 1245
 Cary, NC 27512-1245

Date Mailed: 11/14/2005

Communication Regarding Rescission Of Nonpublication Request and/or Notice of Foreign Filing

Applicant's rescission of the previously-filed nonpublication request and/or notice of foreign filing is acknowledged. The paper has been reflected in the Patent and Trademark Office's (USPTO's) computer records so that the earliest possible projected publication date can be assigned.

The projected publication date is 05/18/2006.

If applicant rescinded the nonpublication request before or on the date of "foreign filing,"¹ then no notice of foreign filing is required.

If applicant foreign filed the application after filing the above application and before filing the rescission, and the rescission did not also include a notice of foreign filing, then a notice of foreign filing (not merely a rescission) is required to be filed within 45 days of the date of foreign filing. See 35 U.S.C. § 122(b)(2)(B)(iii), and Clarification of the United States Patent and Trademark Office's Interpretation of the Provisions of 35 U.S.C. § 122(b)(2)(B)(ii)-(iv), 1272 Off. Gaz. Pat. Office 22 (July 1, 2003).

If a notice of foreign filing is required and is not filed within 45 days of the date of foreign filing, then the application becomes abandoned pursuant to 35 U.S.C. § 122(b)(2)(B)(iii). In this situation, applicant should either file a petition to revive or notify the Office that the application is abandoned. See 37 CFR 1.137(f). Any such petition to revive will be forwarded to the Office of Petitions for a decision. Note that the filing of the petition will not operate to stay any period of reply that may be running against the application.

Questions regarding petitions to revive should be directed to the Office of Petitions at (571) 272-3282. Questions regarding publications of patent applications should be directed to the patent application publication hotline at (703) 605-4283 or by e-mail pgpub@uspto.gov.

¹ Note, for purpose of this notice, that "foreign filing" means "filing an application directed to the same invention in another country, or under a multilateral international agreement, that requires publication of applications 18 months after filing".

**REVOCATION OF POWER OF ATTORNEY
WITH A NEW POWER OF ATTORNEY
AND
CHANGE OF CORRESPONDENCE ADDRESS**

I hereby revoke all previous powers of attorney given in the patent(s) and/or application(s) identified herein.

☐ A Power of Attorney is submitted herewith.

OR

[X] I hereby appoint the practitioners associated with the Customer Number: **000040401** for the patent(s)/application(s) identified herein.

Practitioner Under Customer Number: Abe Hershkovitz, Reg. No. 45,294

☒ Please change the correspondence address for the patent(s)/application(s) identified below to:

CORRESPONDENCE ADDRESS

☒ Customer Number: 000040401 OR ☐ Correspondence address below

Name	HERSHKOVITZ & ASSOCIATES, LLC
------	-------------------------------

Address

City

State

Zip Code

Country

Email

Telephone

Facsimile

patent@hershkovitz.net

703-370-4800

IDENTIFICATION OF PATENT(S)/APPLICATION(S)

Application Number

11/686,993

Filing Date

03/16/2007

Patent Number

6,990,335

7,257,397

7,643,823

7,668,532

Issue Date

01/24/2006

08/14/2007

01/05/2010

02/23/2010

REVOCATION/NFW POA/CORRES. ADD. CHANGE - Page 2

SIGNATURE OF INVENTOR(S) OR ASSIGNEE(S)

I/We am/are the:


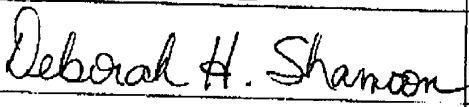
☐ Inventor(s)☒ Assignee(s) of entire and exclusive interest in and to the patent(s) and application(s) identified herein. See 37 CFR §3.71.☒ Statement under 37 CFR §3.73(b):

The documentary evidence of a chain of title from the original owner(s) to the Assignee(s), as recorded/to be recorded in the Assignment records of the Office:

☐ is attached hereto (copy of recorded Assignment or other conveyance, or copy of Assignment being submitted concurrently for recordation);

OR

☒ was recorded on June 6, 2005 at Reel 016096 Frame 0409, for the patent(s)/application(s) identified herein.***The individual(s) whose signature(s) is/are supplied below is/are the Assignees of entire and exclusive interest in the patent(s)/application(s) identified herein.***

Assignees of Entire and Exclusive Interest			
Signature of Assignee CHARLES SHAMON		Date	6/24/2011
Signature of Assignee DEBORAH H. SHAMON		Date	6-24-2011

Any additional patent(s)/application(s), or additional signature(s) of Inventor(s), or additional Assignee(s)/Signatory(s), are submitted on the attached page(s).

NUMBER OF PAGES ATTACHED: _____

06/24/2011 16:01

RECEIVED
CENTRAL FAX CENTER
JUN 24 2011

=== COVER PAGE ===

FROM: HERSHKOVITZ & ASSOC.

FAX: 7033704809

TEL: 7033704800

COMMENT:

PAGE 1/5 * RCVD AT 6/24/2011 3:58:52 PM [Eastern Daylight Time] * SVR:W-PTOFAX-002/4 * DNIS:2738300 * CSID:7033704809 * DURATION (mm-ss):01-46

**HERSHKOVITZ & ASSOCIATES, LLC**

PATENT AGENCY

2845 DUKE STREET, ALEXANDRIA, VA 22314
TEL. 703-370-4800 ~ FACSIMILE 703-370-4809
patent@hershkovitz.net ~ www.hershkovitz.net**Fax**

To: US PTO

From: Abe Hershkovitz

Fax: 571-273-8300

Date: June 24, 2011

Phone:

Pages: 4

Re: U.S. Patent No: 6,990,335; Docket No: P2921565

☒ Urgent☒ For Review☐ Please Comment☐ Please Reply☐ Please Recycle*******CONFIDENTIALITY NOTE*******

The documents accompanying this facsimile transmission contain information from the patent firm of Hershkovitz & Associates which is confidential and/or privileged. The information is intended to be for the use of the individual or entity named on this transmission sheet. If you are not the intended recipient, be aware that any disclosure, copying, distribution or use of the contents of this facsimile information is prohibited. If you have received this facsimile in error, please notify us by telephone at (703) 370-4800 immediately so that we can arrange for the retrieval of the original documents at no cost to you.

Dear Commissioner:

PLEASE SEE ATTACHED

HERSHKOVITZ & ASSOCIATES, LLC

P2921565.F01; AH/DN/pc

RECEIVED
CENTRAL FAX CENTER
JUN 24 2011



HERSHKOVITZ & ASSOCIATES, LLC

PATENT AGENCY
2845 DUKE STREET, ALEXANDRIA, VA 22314
TEL. 703-370-4800 - FACSIMILE 703-370-4809
patent@hershkovitz.net - www.hershkovitz.net

Applicant : Charles G. SHAMOON et al. Group Art Unit : 2681
Patent No. : 6,990,335 Examiner : NGUYEN, HUY D
Issued : January 24, 2006 Confirmation No. : 1005
For : UBIQUITOUS CONNECTIVITY AND CONTROL SYSTEM FOR REMOTE LOCATIONS

Commissioner for Patents
P.O. Box 1450
Alexandria, Virginia 22313-1450

Dear Commissioner:

Transmitted herewith is a **Revocation of Power of Attorney** in the above-captioned application.

The fee has been calculated as shown below:

Claims After Amendment	No. of Claims Previously Paid	Present Extra	Small Entity		Large Entity	
			Rate	Fee	Rate	Fee
Total Claims:			x 26=	\$	x 52=	\$
Indep. Claims:			x 110=	\$	x 220=	\$
				\$		\$
Total:				\$	Total:	\$

- ☐ Please charge my Deposit Account No. **50-2929** in the amount of \$_____.
- ☐ The U.S. Patent and Trademark Office is hereby authorized to charge payment of the following fees associated with this communication or credit any overpayment to Deposit Account No. **50-2929**:
- ☐ Any patent application processing fees under 37 C.F.R. 1.17, including any required extension of time fees in any concurrent or future reply requiring a petition for extension of time for its timely submission (37 CFR 1.136)(a)(3).

Respectfully submitted,

Date: June 24, 2011

Abraham Hershkovitz, Registration No. 45,294
Dinh Nguyen, Registration No. 54,923

P2921565.A01; AH/DN/pc



UNITED STATES PATENT AND TRADEMARK OFFICE

UNITED STATES DEPARTMENT OF COMMERCE
United States Patent and Trademark Office
Address: COMMISSIONER FOR PATENTS
P.O. Box 1450
Alexandria, Virginia 22313-1450
www.uspto.gov

APPLICATION NUMBER	FILING OR 371(C) DATE	FIRST NAMED APPLICANT	ATTY. DOCKET NO./TITLE
11/160,006	06/06/2005	Charles G. Shamoon	7080-04-04

CONFIRMATION NO. 1005

POA ACCEPTANCE LETTER

40401
HersHKovitz & Associates, LLC
2845 Duke Street
Alexandria, VA 22314



OC000000048806100

Date Mailed: 07/20/2011

NOTICE OF ACCEPTANCE OF POWER OF ATTORNEY

This is in response to the Power of Attorney filed 06/24/2011.

The Power of Attorney in this application is accepted. Correspondence in this application will be mailed to the above address as provided by 37 CFR 1.33.

/fstefhanos/

Office of Data Management, Application Assistance Unit (571) 272-4000, or (571) 272-4200, or 1-888-786-0101



UNITED STATES PATENT AND TRADEMARK OFFICE

UNITED STATES DEPARTMENT OF COMMERCE
United States Patent and Trademark Office
Address: COMMISSIONER FOR PATENTS
P.O. Box 1450
Alexandria, Virginia 22313-1450
www.uspto.gov

APPLICATION NUMBER	FILING OR 371(C) DATE	FIRST NAMED APPLICANT	ATTY. DOCKET NO./TITLE
11/160,006	06/06/2005	Charles G. Shamoon	7080-04-04

CONFIRMATION NO. 1005

POWER OF ATTORNEY NOTICE

23983

Ishman Law Firm P.C.
9660 Falls of Neuse Road
Suite 138-350
Raleigh, NC 27615



Date Mailed: 07/20/2011

NOTICE REGARDING CHANGE OF POWER OF ATTORNEY

This is in response to the Power of Attorney filed 06/24/2011.

- The Power of Attorney to you in this application has been revoked by the assignee who has intervened as provided by 37 CFR 3.71. Future correspondence will be mailed to the new address of record(37 CFR 1.33).

/stephanos/

Office of Data Management, Application Assistance Unit (571) 272-4000, or (571) 272-4200, or 1-888-786-0101

Doc Code: PET.POA.WDRW

Document Description: Petition to withdraw attorney or agent (5883)

PTO/SB/83 (04-13)

Approved for use through 11/30/2014. OMB 0651-0035

U.S. Patent and Trademark Office, U.S. DEPARTMENT OF COMMERCE

Under the Paperwork Reduction Act of 1995, no person is required to respond to a collection of information unless it displays a valid OMB control number.

REQUEST FOR WITHDRAWAL AS ATTORNEY OR AGENT AND CHANGE OF CORRESPONDENCE ADDRESS	Application Number	11160006
	Filing Date	2005-06-06
	First Named Inventor	Charles G. Shamoon
	Art Unit	2681
	Examiner Name	Huy D. Nguyen
	Practitioner Docket Number	P2921565

To: Commissioner for Patents
P.O. Box 1450
Alexandria, VA 22313-1450

Please withdraw me as attorney or agent for the above-identified patent application, and

- ☐ all the practitioners of record;
- ☐ the practitioners (with registration numbers) of record listed on the attached paper(s); or
- ☒ the practitioners of record associated with Customer Number: 40401

NOTE: The immediately preceding box should only be marked when the practitioners were appointed using the listed Customer Number.

The reason(s) for this request are those described in 37 CFR:

- | | | |
|---|---------------------------------------|--|
| <input type="checkbox"/> 11.116(a)(1) | <input type="checkbox"/> 11.116(a)(2) | <input type="checkbox"/> 11.116(a)(3) |
| <input type="checkbox"/> 11.116(b)(1) | <input type="checkbox"/> 11.116(b)(2) | <input type="checkbox"/> 11.116(b)(3) |
| <input type="checkbox"/> 11.116(b)(4) | <input type="checkbox"/> 11.116(b)(5) | <input checked="" type="checkbox"/> 11.116(b)(6) |
| <input type="checkbox"/> 11.116(b)(7) Please explain below: | | |

Certifications

Check each box below that is factually correct. WARNING: If a box is left unchecked, the request will likely not be approved.

- ☒ I/We have given reasonable notice to the client, prior to the expiration of the response period, that the practitioner(s) intend to withdraw from employment.
- ☒ I/We have delivered to the client or a duly authorized representative of the client all papers and property (including funds) to which the client is entitled.
- ☒ I/We have notified the client of any responses that may be due and the time frame within which the client must respond.

Please provide an explanation, if necessary:

[Page 1 of 2]

This collection of information is required by 37 CFR 1.36. The information is required to obtain or retain a benefit by the public which is to file (and by the USPTO to process) an application. Confidentiality is governed by 35 U.S.C. 122 and 37 CFR 1.11 and 1.14. This collection is estimated to take 12 minutes to complete, including gathering, preparing, and submitting the completed application form to the USPTO. Time will vary depending upon the individual case. Any comments on the amount of time you require to complete this form and/or suggestions for reducing this burden, should be sent to the Chief Information Officer, U.S. Patent and Trademark Office, U.S. Department of Commerce, P.O. Box 1450, Alexandria, VA 22313-1450. DO NOT SEND FEES OR COMPLETED FORMS TO THIS ADDRESS. SEND TO: Commissioner for Patents, P.O. Box 1450, Alexandria, VA 22313-1450.

If you need assistance in completing the form, call 1-800-PTO-9199 and select option 2.

Under the Paperwork Reduction Act of 1995, no persons are required to respond to a collection of information unless it displays a valid OMB control number.

REQUEST FOR WITHDRAWAL AS ATTORNEY OR AGENT AND CHANGE OF CORRESPONDENCE ADDRESS			
Complete the following section only when the correspondence address will change. Changes of address will only be accepted to the first named inventor or an assignee that has properly made itself of record pursuant to 37 CFR 3.71.			
Change the correspondence address and direct all future correspondence to:			
A. <input type="checkbox"/> The address of the first named inventor or assignee associated with Customer Number:			
OR			
B. <input checked="" type="checkbox"/> First Named Inventor or Assignee Name			
Address 2436 Tisbury Way			
City Little Elm	State TX	Zip 75068	Country US
Telephone		Email cshamoon@grandecom.net	
I am authorized to sign on behalf of myself and all withdrawing practitioners.			
Signature 			
Name Abraham HersHKovitz		Registration No. 45,294	
Address 2845 Duke Street			
City Alexandria	State VA	Zip 22314	Country US
Date 2014-09-24		Telephone No. 2026386666	
NOTE: Withdrawal is effective when approved rather than when received.			

[Page 2 of 2]

This collection of information is required by 37 CFR 1.36. The information is required to obtain or retain a benefit by the public which is to file (and by the USPTO to process) an application. Confidentiality is governed by 35 U.S.C. 122 and 37 CFR 1.11 and 1.14. This collection is estimated to take 12 minutes to complete, including gathering, preparing, and submitting the completed application form to the USPTO. Time will vary depending upon the individual case. Any comments on the amount of time you require to complete this form and/or suggestions for reducing this burden, should be sent to the Chief Information Officer, U.S. Patent and Trademark Office, U.S. Department of Commerce, P.O. Box 1450, Alexandria, VA 22313-1450. DO NOT SEND FEES OR COMPLETED FORMS TO THIS ADDRESS. SEND TO: Commissioner for Patents, P.O. Box 1450, Alexandria, VA 22313-1450.

If you need assistance in completing the form, call 1-800-PTO-9199 and select option 2.


Electronic Acknowledgement Receipt

EFS ID:	20232240
Application Number:	11160006
International Application Number:	
Confirmation Number:	1005
Title of Invention:	UBIQUITOUS CONNECTIVITY AND CONTROL SYSTEM FOR REMOTE LOCATIONS
First Named Inventor/Applicant Name:	Charles G. Shamoon
Customer Number:	40401
Filer:	Abraham HersHKovitz/Dinh Nguyen
Filer Authorized By:	Abraham HersHKovitz
Attorney Docket Number:	P2921565
Receipt Date:	25-SEP-2014
Filing Date:	06-JUN-2005
Time Stamp:	07:31:01
Application Type:	Utility under 35 USC 111(a)

Payment information:

Submitted with Payment		no			
File Listing:					
Document Number	Document Description	File Name	File Size(Bytes)/ Message Digest	Multi Part /.zip	Pages (if appl.)
1		p2921565_20140924081340.pdf	180392	yes	3
			ab4da3044c205c11a631edba7bdcda597917ed27		

	Multipart Description/PDF files in .zip description		
	Document Description	Start	End
	1.501 Submission by Patent Owner	1	1
	Petition to withdraw attorney or agent (SB83)	2	3
Warnings:			
Information:			
Total Files Size (in bytes):		180392	
<p>This Acknowledgement Receipt evidences receipt on the noted date by the USPTO of the indicated documents, characterized by the applicant, and including page counts, where applicable. It serves as evidence of receipt similar to a Post Card, as described in MPEP 503.</p> <p><u>New Applications Under 35 U.S.C. 111</u> If a new application is being filed and the application includes the necessary components for a filing date (see 37 CFR 1.53(b)-(d) and MPEP 506), a Filing Receipt (37 CFR 1.54) will be issued in due course and the date shown on this Acknowledgement Receipt will establish the filing date of the application.</p> <p><u>National Stage of an International Application under 35 U.S.C. 371</u> If a timely submission to enter the national stage of an international application is compliant with the conditions of 35 U.S.C. 371 and other applicable requirements a Form PCT/DO/EO/903 indicating acceptance of the application as a national stage submission under 35 U.S.C. 371 will be issued in addition to the Filing Receipt, in due course.</p> <p><u>New International Application Filed with the USPTO as a Receiving Office</u> If a new international application is being filed and the international application includes the necessary components for an international filing date (see PCT Article 11 and MPEP 1810), a Notification of the International Application Number and of the International Filing Date (Form PCT/RO/105) will be issued in due course, subject to prescriptions concerning national security, and the date shown on this Acknowledgement Receipt will establish the international filing date of the application.</p>			



HERSHKOVITZ & ASSOCIATES, PLLC

PATENT AGENCY

2845 DUKE STREET, ALEXANDRIA, VA 22314

TEL. 703-370-4800 ~ FACSIMILE 703-370-4809

patent@hershkovitz.net ~ www.hershkovitz.net

Applicant: Charles E. Shamoon et al.

Examiner: Huy D. Nguyen

Appl. No.: 11/160,006

Group Art Unit: 2681

Appl. Filed: June 6, 2005

Confirmation No.: 1005

For: UBIQUITOUS CONNECTIVITY AND CONTROL SYSTEM FOR REMOTE LOCATIONS

Commissioner for Patents
P.O. Box 1450
Alexandria, Virginia 22313-1450

Honorable Commissioner:

Transmitted herewith: **REQUEST FOR WITHDRAWAL AS ATTORNEY OR AGENT AND CHANGE OF CORRESPONDENCE ADDRESS** in connection with the above-captioned matter.

The fee has been calculated as shown below:

Claims After Amendment	No. of Claims Previously Paid	Present Extra	Small Entity		Large Entity	
			Rate	Fee	Rate	Fee
*Total Claims:	0	0	x 40=	\$	x 80=	\$
**Indep. Claims:	0	0	x210=	\$	x420=	\$
Total:				\$	Total:	\$

___ Fee Payment made through EFS.

___ Payment is made herewith by Credit Card (see attached Form PTO-2038).

___ The Director is hereby authorized to charge all fees, including those under 37 CFR §§1.16 and 1.17, which are required for entry of the papers submitted herewith, and any fees which may be required to maintain pendency of this application, to Deposit Account No. 50-2929.

___ The Director is hereby authorized to charge all fees under 37 CFR § 1.18 which may be required to complete issuance of this application to Deposit Account No. 50-2929.

Respectfully submitted,

Abe HersHKovitz
Abraham HersHKovitz
Registration No. 45,294

Date: September 24, 2014

P2921565.A02; AH/DXN/dj

